



COMPUTER DESIGN


THE MAGAZINE OF COMPUTER BASED SYSTEMS

TERMINAL AND PRINTER TECHNOLOGY

SPEECH RECOGNITION IS A REALITY

UNIX IN REAL TIME





Whizzard® 1600s. The newest addition to Megatek's family of graphics products. High resolution, interactive graphics and alpha-numeric desktop terminals that give designers and engineers everything they need – right at their fingertips.

Whizzard 1650 color and 1645 monochrome terminals are ergonomically-designed with a 19" tilt and swivel monitor and detachable keyboard. Both models provide powerful local graphics functionality including translation, scale, rotate, clip, complex polygon fill, pick and peripheral event queuing.

In addition, the 1600s feature VT-100/52 compatibility so you can perform a complete range of alpha terminal functions. Software development and debugging and document generation to name just a few. Two terminals in one.

Whizzard 1600s let you easily handle difficult technical CAD applications. A variety of available third party software, thanks to our WAND™ interface, are compatible with every other Whizzard, right up to the top of our line. If that's not enough, you can even use our device independent and intelligent TEMPLATE® software as well. Total flexibility.

That's our 1600 desktop series. Convenience, functionality, powerful performance, reliability and greatly increased productivity.

The latest in Megatek technology. Everything else is state of the past.

Making History out of State-of-the-Art.

 **MEGATEK CORPORATION**
UNITED TELECOM COMPUTER GROUP

That's Megatek technology.™

World Headquarters • 9605 Scranton Road • San Diego, California 92121 • 619/455-5590 • TWX: 910-337-1270
European Headquarters • 34, avenue du Tribunal-Fédéral • CH-1005 Lausanne, Switzerland • Telephone: 41/21/20 70 55 • Telex: 25 037 mega ch

Model 6455 Cartridge Tape System

Loaded with Features — Loaded with Benefits.

Kennedy products have always provided innovative new features. And these features have always provided added benefits and convenience for the user. For instance, our Model 6455 offers these features and benefits:

Feature: Start/Stop Operation

Benefit: Drive can emulate a 1/2" tape drive by providing the ability to perform selective file back-ups, file-restructuring, journaling and software updates.

The drive is effectively a 1/2" Tape Drive in a smaller package.

Feature: Hard Read Error Spec. of 1 in 10¹¹ bits.

Benefit: Best data reliability of any tape cartridge drive. Gives the user confidence in the integrity of the back-up medium.

Feature: On-board Diagnostics

Benefit: Drive can be tested off-line with no test equipment required. Use of S.A. also lowers the MTTR.

Feature: Cartridge Jam Protection

Benefit: Protects the cartridge from damage if cartridge jams. This is accomplished by sensing a current surge and then disabling the motor, thus insuring that the cartridge will not be damaged.

Feature: High Density Recording

Benefit: Storage capacity of 23 MB on a single cartridge.

Feature: Optional industry standard 1/2" tape interface.

Benefit: Operates with existing tape couplers and software. The drive operates as though it were a 1/2" tape drive without having to modify existing hardware or software.

By now you can see what we're driving at. Model 6455 is full of unique features and benefits for you. For the complete story, write or call us today.

KENNEDY


An Allegheny International Company

1600 Shamrock Ave., Monrovia, CA 91016

(213) 357-8831 TELEX 472-0116 KENNEDY


TWX 910-585-3249

CIRCLE 2



KENNEDY • QUALITY • COUNT ON IT

Now, get letter quality printing plus graphics



PROFITABILITY STATEMENT

MONTH	JAN	FEB	MAR	APR	MAY	JUN	JUL	AUG	SEP	OCT	NOV	DEC	TOTAL
UNITS	250	250	255	258	260	265	270	275	280	285	290	295	3000
CUM. UNITS	250	500	755	1013	1273	1538	1813	2088	2368	2653	2943	3238	30000
Avg S.P.	2.00	2.01	2.02	2.03	2.04	2.05	2.06	2.07	2.08	2.09	2.10	2.11	2.12
TOT. REV\$	500	500	515	523	531	540	550	560	570	580	590	600	6300
CUM. REV\$	500	1000	1520	2043	2574	3114	3664	4224	4794	5374	5964	6564	63000

Dear Mr. Prospect:

At last! Impact matrix technology has evolved to handle both kinds of printing. MANNESMANN TALLY has it... in the new model MT-1800 printer. Now, with one printer, you get the versatility you need, while only having to invest in a single unit.

MONTH

TARGET FORECAST

plus efficient forms handling solutions from Tally.

The Tally MT 1800 is the all purpose printing machine for offices that want word processing, business graphics, effective forms handling and whisper quiet 52 dbA operation. The printer that delivers high speed report printing at 200 cps bi-directionally and outstanding letter quality text at 50 cps. And now you get **two** resident letter quality fonts to let you switch styles for typewriter look-alike text.

For increased productivity, the MT 1800 has the Quick Tear

option for immediate dispatch of the printed form. And for letter-head mailings, use Micro Tear continuous forms business stationary with the Quick Tear and benefit from the inherent speed and reliability of tractor feed operation.

For pre-cut forms, the MT 1800 has the Auto Front Feed option that controls the entire print and format function. Plus, normal tractor operation can be used to print a trailing ledger. If the application calls for a

"straight-up" paper path, the MT 1800 is offered with Bottom Forms Load—ideal for label printing. Interfaces are available for all popular mini and microcomputers.

Mannesmann Tally, 8301 South 180th Street, Kent, WA 98032. Phone (206) 251-5524.

MANNESMANN TALLY

Computer printers manufactured in the U.S. and Europe for worldwide markets.

UP FRONT

International technology exchange to parent 100M-byte tape drive

One of the first products to emerge from a cross-licensing and technology exchange agreement in principle between Data Electronics and Tandberg Data is expected to be a half-inch tape cartridge drive with a capacity of over 100M bytes. Probably available by the first quarter of 1984, the drive is based on Data Electronics prototypes but uses patented Tandberg Data moving-head technology. As part of the agreement, 3M Co, which licenses Data Electronics to manufacture tape cartridges, will receive royalty-free use of the cartridge design. Although both Data Electronics and Tandberg Data are founding members of the QIC standards committee, neither company will comment on the possibility of formulating new standards.

Intelligent controller will gain momentum from system interface

A technology exchange agreement calling for joint development of "the first controller that cost-effectively implements" the small computer system interface (SCSI) on a 5¼" streaming cartridge tape drive has been completed by NCR and Archive Corp. SCSI, an intelligent bus used in Winchester disk drives and other peripherals, is being reviewed by the American National Standards Institute as a possible official standard. The controller will permit a system integrator to expand a system or link peripherals to the system with only minor software modifications. A single host adapter will support various peripherals. The controller will only be available with the Archive Scorpion 5¼" tape drive, which will be supplied to NCR for its business computer system.

Lee Data acquires Wordtronix

Terminal system designer and manufacturer Lee Data Corp has reached an agreement in principle with Wordtronix, whereby Lee Data will acquire the advanced word processing system manufacturer. A version of the Wordtronix word processor is expected to be integrated into the existing Lee Data terminal system product line as part of the company's expansion into areas of the data processing industry. Recently, Wordtronix formulated an agreement with Remington Rand to acquire its trademark for office products. Wordtronix will market future products under that trademark.

Stolen memory devices appear

Certain memory devices stolen from raw stock at one of Motorola's Semiconductor Product Sector assembly plants are showing up in the marketplace, according to the company. These memory devices include a quantity of 64K dynamic random access memories (DRAMs) and a smaller number of 16K DRAMs. The parts are packaged in plastic, only partially tested, and not marked with the company's name. Motorola believes its logo, and possibly those of competitors, are being used on the stolen parts. Although the company is making every effort to recover the parts, and some of the people implicated in the theft have been apprehended, the company is alerting its worldwide customers to buy only from authorized distributors or the company's salespeople. Because the stolen devices are not fully tested and some may even be rejects, the company cannot verify that they will meet performance and reliability standards.

UP FRONT

Pretriggers

- Software has been traded for hardware** in Megatest's MegaOne VLSI test system. A complete set of testing electronics is dedicated to every pin of the device under test. Reportedly, this tester-per-pin architecture alleviates many of the problems inherent in shared-resource testers.
- A commercial program that performs mathematical manipulation in symbolic form** was exhibited by Inference Corp at the National Conference for Artificial Intelligence. According to the company, it is the first marketable product that is a direct application of artificial intelligence to a real-world problem.
- Network hardware and software can connect unlike systems** via Ethernet with Interlan's NTS10 terminal server. This allows information sharing among personal computers and the mainframe data base, and also resolves long-standing distributed environment problems.
- A graphics processor for low cost, high performance CAD/CAM systems** was introduced by Telesis Systems at NCGA '83. A dual-ported memory architecture enables picture storage with a 2000- x 1000-pixel resolution claimed to be 4 to 16 times greater than for current low end systems.
- A high performance, virtual disk multi-user microprocessor development system**, the Emunet-2 provides the full power of a VAX 32-bit minicomputer to each project team member. Emulogic's system can support up to 60 hardware/software workstations at up to 5000' from the host, and at 1M-baud data transfers.
- Op amp architecture that provides oscillation-free operation** over the full range of gain settings is promised for Comlinear's CLC200 series. A dc-100-MHz, -3 dB bandwidth remains virtually unchanged over inverting and noninverting gain settings of 1 to 50.
- The latest in a series of EXORset systems**, Motorola Semiconductor Products' model 110 is an 8-bit development system and OEM desktop controller based on the MC6809. It can be used as either a complete system integration and development tool or configured for OEM applications.
- Piggybacking operating systems**—letting one run as a subtask of another—is said to solve the common microcomputer problem of file incompatibility. Datalex has piggybacked the UCSD p-System on IBM's PC-DOS.
- A Unix-based 32-bit superminicomputer**, the Pyramid 90x has a system architecture with elements derived from the Reduced Instruction Set Computer (RISC) machines produced at the University of California, Berkeley. A 125-ns CPU, 32-bit internal bus, and intelligent peripheral handlers provide an efficient environment for high level languages.
- Plug-in communication adapters on a network controller** simplify the support of different networking schemes. With Able Computer's system, the electrical interface to support Ethernet can be easily changed for token passing, X.25 packet switching, or IBM SNA-type communications.
- Faster application program execution** results from swapping speed-critical portions directly into the control store of Lisp Machine's Lambda computer. A microcompiler simplifies microprogramming routines.

Computer Design (ISSN-0010-4566) is published monthly, with a thirteenth and fourteenth issue respectively in April and October by PennWell Publishing Company, Advanced Technology Group, 119 Russell Street, Littleton, MA 01460. P. C. Lauinger, Chairman; Philip C. Lauinger, Jr., President; Joseph A. Wolk, Senior Vice President; H. Mason Fackert, Group Vice President. Second-class postage paid at Littleton, MA 01460 and additional mailing offices. COMPUTER DESIGN is distributed without charge to U.S. and W. Europe-based engineers and engineering managers responsible for computer-based equipment and systems design. Subscription rate for others is \$50 in U.S.A. and \$75 elsewhere. Single copy price is \$5.00 in U.S.A. and \$7.50 elsewhere. Microfilm copies of COMPUTER DESIGN are available and may be purchased from University Microfilms, a Xerox Company, 300 North Zeeb Road, Ann Arbor, Michigan 48106. POSTMASTER: CHANGE OF ADDRESS-FORM 3579 to be sent to COMPUTER DESIGN, Circulation Department, P.O. Box 593, Littleton, MA 01460 (USPS 127-340).

VBPA ★ ABP

© Computer Design is a registered trademark of Computer Design, a PennWell Publication, 119 Russell Street, Littleton, MA 01460. All rights reserved. No materials may be reprinted without permission. Phone (617) 486-9501.

NEW...

from DATARAM

MOTOROLA
VERSAbus
1.0 MB
ADD-IN

Not just
more capacity;
more capability

Motorola's 68000 is a winner, and using this popular microprocessor in a VERSAbus/VERSAbord configuration is a smart move. Dataram's new single-board 1.0 MB DR-680 can make it even smarter. Increased single-board memory capacity means lower power, less space, higher reliability, and lower cost...and the DR-680 provides a lot more!

More speed: Ability to perform match cycles reduces access/cycle times by allowing immediate reading of data registers when adjacent words/bytes are accessed.

Advanced error handling: The DR-680 provides an on-board control and status register (CSR) which allows program control of ECC functions and contains the diagnostic information required for error analysis. The CSR can be read or written via the VERSAbus. Additionally, the DR-680 greatly increases reliability by performing error "sniffing" and error "scrubbing" during refresh operations.

Availability: Best of all, the 1.0 MB DR-680 is available now. And it comes with Dataram's standard one-year warranty.

For more information, send in the adjacent coupon or, for faster response, call Dataram today at (609) 799-0071.

VERSAbus and VERSAbord are registered trademarks of Motorola, Inc.

Dataram • Princeton Road • Cranbury, NJ 08512

MORE PERFORMANCE FROM MY VERSABUS!

Sounds great. Please call me with more details.
 I'm interested. Send more information.

Name _____

Title _____

Company _____

Address _____

City _____

Telephone _____

State _____

Zip _____


CD983

DATARAM

DATARAM CORPORATION
Princeton Road,
Cranbury, NJ 08512

COMPUTER DESIGN®


System technology



Page 48

- 28 **Control & automation:** Design tools rally around "concept-to-chip" approach
- 40 **Computers:** Approaches differ for fault-tolerant systems
- 50 **Integrated circuits:** Silicon Glen aims at European market
- 63 **Interface:** Controller mixes different disk drives
- 66 **Software:** Ada compilers—validated and available at last
- 74 **Peripherals:** Graphics systems—focus on function

System design



Page 105


- 97 **Peripherals: Terminals, listen up, speech recognition is a reality**
by Thomas B. Schalk and Elizabeth L. Van Meir—
"Speaker-independent" speech recognition technology can simplify data terminal operation for many users.
- 105 **Data conversion: Designing for high performance data acquisition**
by Aaron Boxer—This data acquisition engine combines bit-slice speed with Multibus versatility and a nonthreatening instruction set that resembles assembly language.
- 121 **Computers: A supermini for supermaxi tasks**
by Robert L. Hawk—Single-package machine executes 16M-byte tasks using a dual-band 32K-byte cache memory and a writable control store.
- 133 **Software: There is real timeliness in Unix**
by Dan E. Ladermann and David J. Preston—Contrary to conventional beliefs, Unix performs quite well in realtime process control settings.

ISA/85

- 88 The Instrument Society of America's annual conference next month in Houston will track the latest improvements in test and measurement technology. International product exhibition, technical courses, and tutorials will flesh out the 4-day gathering.

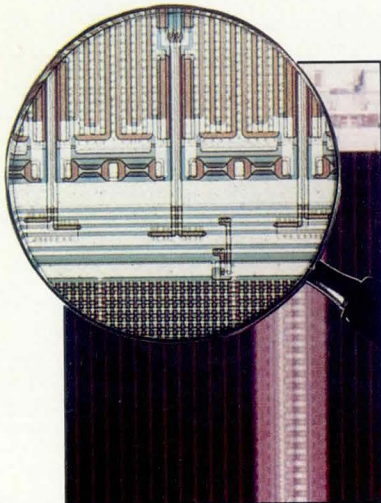
Special report on terminal and printer technology

- 143 Terminals and printers are quickly becoming smart subsystems in their own right. No longer considered mere peripherals, these two ubiquitous parts of a computer-based system have more functions incorporated in them. This takes the burden of many tasks off the computer itself. In addition, both terminals and printers are exploiting newer technology to run faster, more quietly, and more efficiently. Thus, printers are using ink-jet technology in a variety of ways, along with nonimpact techniques, to output hard copy in high resolution color. Terminals, meanwhile, are shrinking due to LSI packaging, making them more versatile.



This month's cover, depicting terminal and printer technology, was created by Mark Lindquist on the Digital Effects Video Palette III and D-48 high resolution camera system. The artist's conception was based on material supplied by Advanced Micro Devices.

System components



Page 220

- | | | | |
|-----|---|-----|------------------------------------|
| 219 | Data scrolling joins hard copy in programmable display | 268 | Test & measurement |
| 220 | High density distinguishes speedy EPROM | 268 | Microprocessors/
microcomputers |
| 220 | Logic analysis system features 64 channels for micro development | 270 | Power sources & protection |
| 221 | Microprocessor system supports up to four users | 278 | Data conversion |
| 221 | RAM modules combine high speed with low power | 280 | Control & automation |
| 222 | Specialized microcomputer system is at instrument controller core | 280 | Memory systems |
| 222 | High performance Pascal compiler operates under Unix-based 68000s | 288 | Peripherals |
| 226 | System elements | | |
| 234 | Data communications | | |
| 242 | Software | | |
| 247 | Computers | | |
| 250 | Integrated circuits | | |
| 260 | Interconnection & packaging | | |
| 262 | Interface | | |
| 266 | Development systems | | |

Departments

- | | | | |
|-----|-----------------------|-----|------------------------|
| 3 | Up front | 297 | Designer's bookcase |
| 11 | Editorial | 298 | System showcase |
| 16 | Letters to the editor | 301 | Advertisers' index |
| 292 | Calendar | 307 | Reader inquiry card |
| 294 | Literature | 307 | Change of address card |

Designers' preference survey*

- 273 Key product buying plans
for '84

Editorial reviewer for part of this issue:

E. Vargas-Ortega

*Appearing in Domestic issues only

METHEUS OEM GRAPHICS



STILL A GENERATION AHEAD



INTRODUCING Ω 500 DISPLAY CONTROLLER

Last year we brought you the Ω 400 Display Controller, with 1024 x 768 resolution, 8-bit planes and one million pixels/second vector drawing speed. This innovation introduced state-of-the-art color graphics performance from a single circuit board, providing OEMs with the ultimate in reliability, flexibility and price.

Today, Metheus has moved even further ahead of the competition with the introduction of the Ω 500, the first of a new generation of color graphic display controllers.

New standards in resolution, refresh and ergonomics. Still on a single board.

The Ω 500 Display Controller sets a new standard in graphics display ergonomics, bringing you brighter, crisper images and truly flicker-free displays. It has the highest resolution available, 1280 x 1024 at 60Hz non-interlaced refresh, the rate needed to drive the latest 100 MHz monitors.

Ω 500's bit-slice processor supports drawing speeds ranging from 1.5 million to 120 million pixels per second.

And, once again, Metheus' advanced graphics

technology is neatly packaged on a single board for exceptional reliability and efficiency. On-board signature analysis circuitry and extensive self-testing capability ensure consistent, dependable operation and fast diagnosis of any malfunction.

A Writeable Control Store (WCS) feature allows OEMs to customize the controller's instruction set for a wide range of specialized customer applications.

And Ω 500 is compatible with Ω 400 software.


Let Metheus put you a generation ahead.

The Ω 500 is available as a controller alone or as an integrated graphics subsystem incorporating a high resolution monitor. And it is available for immediate delivery in quantity.


If color graphics are a part of your product, you owe it to yourself and your customers to talk to Metheus today.

METHEUS

Metheus Corporation, P.O. Box 1049,
Hillsboro, OR 97123, (503) 640-8000



THE NEW CHROMATICS CT4200



WITH OUR 2 YEAR GUARANTEE

\$3995

NOBODY ELSE DELIVERS SO MUCH RELIABILITY FOR SO LITTLE MONEY.

- Best price/performance color terminal on the market.
- 512 x 512 x 4 Bitmap image, 512 x 384 viewable.
- No flicker 60 Hz refresh rate.
- 85 characters by 48 lines alphanumeric display.
- High resolution 13" precision in-line CRT.
- Optional 1024 x 1024 x 4 with 1024 x 768 viewable.
- 2 year limited warranty on all parts and factory service.
- Detachable 64-key keyboard. Optional 92-key keyboard shown.
- Supported by many popular graphics packages.
- Quantity discounts available.

Chromatics™

For full product information on the best price/performance color terminal in the business, contact:
Chromatics, Inc./2558 Mountain Industrial Blvd./Tucker, Ga. 30084/Telephone: 404/493-7000/TWX: 810/766-8099.
Offices Worldwide

CIRCLE 6

ACADEMIA AND THE SHARK

Almost every summer, Hollywood releases a gory shark movie presumably to scare vacationers off the beaches and into the movie theaters. It turns out, however, that sharks aren't nearly as dangerous as Hollywood portrays them. Apparently, only about 10 people throughout the world are killed by sharks each year. In our view, the really scary aspect of shark movies and newspaper stories is that marine biologists admit they often exaggerate the shark threat to secure lucrative research funding and movie jobs for themselves.



In the computer field, universities and other special interest groups pursue a similar strategy: scare people half to death and then offer to save their lives for a fat fee. The latest example of a great white shark in our industry is the Japanese national programs in information technology. One program is aimed at developing a computer a thousand times faster than current supercomputers, and the other (the Fifth-Generation Computer Project) is aimed at developing computers that embody artificial intelligence functions. All of a sudden, nearly every major university and independent research laboratory is offering to help counter the threat from this impending economic Pearl Harbor—provided, of course, the American taxpayer picks up the tab.

The latest example of academic scare tactics to cross our desk is a news release from Massachusetts Institute of Technology. Though its headline doesn't have the brevity of "Jaws-3D," it is obviously intended to be equally frightening. It reads: "MIT Computer Expert Predicts Havoc for U.S. Information Industry if Japan Realizes Even Fraction of its Goals."

After setting the stage by reminding us of Japan's impact on the U.S. automotive industry, Professor Michael L. Dertouzos of the MIT Laboratory for Computer Science proposes a four-point plan "to ensure continued U.S. leadership in high speed computing and artificial intelligence." Two components of the Dertouzos plan—asking for government handouts and for a relaxation of the antitrust laws—are already being implemented. A government funded effort led by the Defense Advanced Research Projects Agency is currently awaiting congressional approval. In addition, the newly established Microelectronic and Computer Technology Research Corporation involves 16 different corporations and therefore requires a benevolent antitrust posture by government. In making these proposals, Dertouzos shows political acumen. Proposing something already being done lends it credibility and reassures politicians that they are probably on the right track.

In his other two proposals, however, Dertouzos may have overplayed his hand. Essentially, he proposes a handicap race in which academia and industry compete by different rules. He suggests an "open policy" toward university exchanges with foreign researchers, but he also proposes curtailment of proprietary information flow out of industry to foreign competitors. By trying to rig the rules in this way, Dertouzos betrays a lack of confidence in university research. We would think that, given equal funding, academic research holds two important advantages over corporate research in areas such as artificial intelligence. First, universities can take a more basic and long term approach because they are free from the pressure of showing a quick return on investment. Second, universities can more easily pull together the multidisciplinary expertise required for good research in such areas as speech recognition. After reading the MIT proposals, however, we're not so sure.

As we've said in earlier editorials, the Japanese research threat may not be as great as people like Dertouzos would have us believe. Though the Japanese now dominate the world in mass production, quality control, and, increasingly, in product development, they haven't yet cornered the market in Nobel Prizes. And, as Dertouzos himself claims, "Japanese plans for a high speed computer were based on ideas copied from MIT." Though there is a real risk of the United States eventually losing computer industry leadership to Japan, we think that institutions like MIT demand too high a price to counter this exaggerated threat. Or perhaps we just like to live dangerously, because we don't intend to consult a shark expert the next time we swim in the ocean, either.

Michael Elphick
Editor in Chief


INMOS PLASTIC.

Look what it's done for high-speed 16K static RAMs

High Speed...

Here's good news for designers who need fast 16K static RAMs...at an affordable price. INMOS has combined plastic packaging with its proven track record in fast 16K static RAMs, resulting in a new low-cost plastic family.

This new plastic family includes the fast static RAMs you've grown accustomed to in our ceramic package. Featuring access times of 45 and 55ns, the IMS1400P-45 and IMS1400P-55 16Kx1 static RAMs are lower in price than their ceramic counterparts, without sacrificing INMOS' high level of quality and reliability. Also available are the 45ns




IMS1420P-45 and the 55ns IMS1420P-55 4Kx4, for applications requiring a by-4 organization.


When you need the combination of low power and low cost, choose one of our new "L" products. The IMS1400P-70L (16Kx1) dissipates only 495mW active and 83mW standby, while offering a 70ns chip-enable access time. You can also get identical performance for the IMS1420P-70L, with a 4Kx4 organization. Also available are 100ns versions of these low-power products, priced to provide

HIGH-SPEED 16K STATIC RAMS

Part Number	Organization	Speed (ns)	Power (mW)	
			Active	Standby
IMS1400P-45	16Kx1	45	660	110
IMS1400P-55	16Kx1	55	660	110
IMS1420P-45	4Kx4	45	605	165
IMS1420P-55	4Kx4	55	605	165



New Low Power



an attractive high-density alternative to 2Kx8 static RAMs.

All of these new low-cost RAMs operate from a single +5V ($\pm 10\%$) power supply. They're TTL compatible and come packaged in 20-pin, 300-mil plastic DIPs with industry-standard pinout.


LOW-POWER 16K STATIC RAMS


Part Number	Organization	Speed (ns)	Power (mW)	
			Active	Standby
IMS1400P-70L	16Kx1	70	495	83
IMS1400P-10L	16Kx1	100	495	83
IMS1420P-70L	4Kx4	70	495	83
IMS1420P-10L	4Kx4	100	495	83

So stop sacrificing performance. Because FAST now costs less. Get all the details on our plastic 16K static RAM family that's available now. And get the good news on their prices. Call or write INMOS today.



P.O. Box 16000 • Colorado Springs, Colorado 80935 • (303) 630-4000 • TWX 910/920-4904 • Burlington, Mass. (617) 273-5150 • San Jose, Calif. (408) 298-1786 • Torrance, Calif. (213) 530-7764 • Whitefriars • Lewins Mead • Bristol BS1 2NP • England • Phone Bristol 0272 290 861 • TLX: 444723

inmos.  and IMS are trademarks of the INMOS Group of Companies.



**This
modem*
conforms to the proposed
IEEE Standard 802**

**for the 1 Mbps
token bus line driver.**

ITS FEATURES ARE FIELD PROVEN!

**Since 1974, OEMs and network builders
have put more nodes on line with
Computrol coaxial cable modems
than any other.**

- Better than 1 bit in 10^{12} error rate using FSK modulation on coaxial cable
- Operates at all data rates from dc to 2 Megabits/sec without readjustment
- Multidrop over 100 devices on a single coaxial cable without directional couplers
- Transmission distances up to 32,000 feet without repeaters or sensitivity adjustments
- Use in Carrier Sense Multiple Access (CSMA), Polled, or Token Pass networks
- Low cost — Immediate delivery

**Write today for data sheet, or
call John Ricketson at (203) 544-9371.**

COMPUTROL

Division of Kidde Automated Systems, Inc.

KIDDE

15 Ethan Allen Highway
Ridgefield, CT 06877-6297 USA
203-544-9371
Telex 643358

*The Model 30-0078-3 modem, packaged for mother board mounting, measures 4.5" x 2.0" x 0.38".

COMPUTER DESIGN

PennWell Publishing Company
Advanced Technology Group
119 Russell Street, Littleton, MA 01460
Tel: 617/486-9501

Editor in Chief, Michael Elphick
Managing Editor, Sydney F. Shapiro
Technical Editor, Chris Brown
Senior Editor, John Bond
Senior Editor, Peg Killmon
Senior Associate Editor, Deb Highberger
Associate Editor, Malinda E. Banash
Senior Copy Editor, Suki Adams
Copy Editors, Helen McElwee
Leslie Ann Wheeler
Asst Copy Editor, Lauren A. Stickler

New York Field Office

Senior Editor, Nicolas Mokhoff
230 Park Ave, Suite 907,
New York, NY 10169, Tel: 212/986-4310

Western Field Offices

Managing Editor, Tom Williams

Field Editor, Sam Bassett
540 Weddell Dr, Suite 8,
Sunnyvale, CA 94086, Tel: 408/745-0715

Field Editor, Joseph A. Aseo
331 Freeway Center Bldg
3605 Long Beach Blvd
Long Beach, CA 90807, Tel: 213/426-1172

Production Manager, Linda M. Wright
Asst Production Manager, Paul Gagnon
Production Assistant, Philip Korn
Design Coordinator, Lou Ann Morin
Technical Art, Designline

Publisher, Ronald W. Evans

Director of Marketing, Gene Pritchard
Promotion Director, Steve Fedor
Marketing Services/PR Mgr, Linda G. Clark
Advertising Coordinators, Ginger Rhoads
Sally H. Bowers

Circulation Director, Robert P. Dromgoole

Controller, David C. Ciommo
Data Services Manager, Wanda Holt
Data Services Assistant, Sue Bowker

Editorial Director, Saul B. Dinman

PennWell
PUBLISHING COMPANY

Chairman of the Board, P.C. Lauinger
President, Philip C. Lauinger, Jr.
Senior Vice President, Joseph A. Wolking
Group Vice President, H. Mason Fackert
Group Vice President, Carl J. Lawrence
Vice President/Finance, V. John Maney
Vice President, L. John Ford

We just gave the computer industry something to reach for.

A new standard... performance/footprint.


Introducing the Gould CONCEPT 32/67. Performance in a size as accommodating as its price.

From the 32-bit performance leader comes yet another minicomputer product line other suppliers can only hope to duplicate. The 2-MIPS-class, cost and space-saving CONCEPT 32/67.

We scrimped on size, but that's all. The 32/67 gives you top computational power in 1/5 to 1/3 the floor space of the competition. And it's packed with features. Performance up to 2.6 MIPS. Largest cache in a mini...32K byte two-way set associative with separate 16K banks for data and instructions. And, 16M byte task addressing in a base register mode. All at a price that matches its size.




MIPS/SQ. FT.*



CONCEPT 32/6780

VAX 11/782

MIPS/\$10,000* (Equivalent System Price)



CONCEPT 32/6780

VAX 11/782

* All chart data from published competitive information.

For more information about the new standard of minis, call or write: **Gould Inc., S.E.L. Computer Systems Division**, 6901 West Sunrise Boulevard, Fort Lauderdale, Florida 33313. 1-800-327-9716.

 **GOULD**
Electronics

VAX 11/782

A Forth analysis

As a Forth user, I was pleased to see the article, "Call Forth for Realtime Control Programming," by Al Whitney and Marvin C. Conrad (Apr 21, 1983, p 81). Unfortunately, there were several mis-statements in the examples.

This probably stems from Forth's use of spaces as word delimiters, and some words being mistaken for punctuation. I think it is worthwhile to print corrections for the examples as well as expand on the language's temporal aspects.

First of all, I disagree with the authors' statement about Forth's readability. True, it is probably easier to write unreadable code in languages like Forth or C. However, Forth's use of structures makes bad Forth easier to figure out than bad BASIC. Forth can actually be written in a more readable style than any other language I have seen. Good Forth style demands factoring tasks into simple steps whose names will lead to easily read code. I can illustrate this with the author's example from p 83. The definition of QUADRATIC could have read

```
: QUADRATIC DUP 52 * 15 - * 10 - ;
```

Let's assume this calculation performs some kind of transducer correction. As this is a correction, let's call the word DO-CORRECTION instead of QUADRATIC. Furthermore, let's assume there is a constant called A-D that puts the address of an A-D converter (the transducer's output) on top of the stack. Moreover, let's use the word CCPrint (for cursor-controlled printing), which takes an argument describing a CRT window in which a number is to be printed. A word

might be defined to get the current reading from the transducer:

```
: GET-DATA ( --- n) This is stack notation.
( before --- after ) A-D @ ;
```

By entering the following directly from the keyboard, the system designer could make a word continuously show the corrected transducer value during troubleshooting or calibration:

```
: PRINT-IN-WINDOW1 ( n --- )
WINDOW1 CCPrint ;
: DISPLAY-DATA ( --- )
BEGIN
GET-DATA DO-CORRECTION
PRINT-IN-WINDOW1
?TERMINAL UNTIL ;
```

The word ?TERMINAL is part of the standard word set and returns a Boolean true if any key is depressed. This allows termination by pressing any key on the terminal when the calibrations are finished. This definition certainly has reasonable readability. Of course, as with any language that uses procedures or subroutines, one has to look at previous definitions to get the real details of the action.

On p 84, the < BUILDS -- DOES > construct was misprinted (< BUILDS -- DOES > in Fig-Forth and Poly-Forth, CREATE -- DOES > in 79 standard). I think the definition should have read

```
: TABLE ( n --- < name > compile time )
< BUILDS 0 DO , LOOP
DOES > SWAP 2* + @ ; ( n < name > ---n2
runtime)
```

This is a defining word whose temporal aspects give beginners a lot of trouble. The words between < BUILDS

and DOES > execute at compile time and the words between DOES > and ";" execute at runtime. < BUILDS creates a new name in the dictionary and the compile time code executes, in this case to set up and initialize a data structure. DOES > links the runtime code to each new word created with TABLE.

This is a poor example in several ways. First, the table's size is restricted to the stack's size at compile time, a value that varies depending on nesting of control structures during compilation. Second, it is rather poor style to create a data structure and initialize it all in one fell swoop. It's fun to see that it can be done, but woe to the poor person who takes over when you move on from Cogsly Cogs to Spacely Sprockets.

I would also like to mention that the authors' statement that it is syntactically impossible to mix assembly and high level code could be misleading. The statement is true at runtime. (Well, almost true. It is possible to cause assembly code to select and execute a Forth word.) But, at assembly time, the entire Forth vocabulary is available for address calculation and conditional assembly. After all, the assembler is written in Forth. Also, high level definitions can be created in the assembler vocabulary, resulting in very flexible macros. The addresses of Forth variables and the values of constants are all directly available during assembly. This, combined with single pass structured assembly, makes assembly language use a breeze.

Charles T. Springer
Mountain View Press
PO Box 4656
Mountain View, CA 94040

Bond joins Computer Design staff

John Bond has joined *Computer Design* as a Senior Editor. He brings with him an extensive high technology background from *Electronic Design*, where he was New England editor. Previously, John was computer editor for *EDN*, and an associate editor with *Mini/Micro Systems*. He has also been a marketing communications manager at Digital Equipment Corp, an engineer at General Dynamics, and a semiconductor sales engineer at Texas Instruments.

John graduated from the U.S. Naval Academy with a BS in engineering. He served with the U.S. Air Force as an electronics engineer and attained the rank of Captain.

John is working out of *Computer Design's* Littleton, Mass offices,



where he specializes in micro-processors/microcomputers, development systems, interface, and test & measurement. He is responsible for coordinating the magazine's System Design section.

Forth has flaws

As a Forth user, I feel that I must comment on the rosey tone cast in the Whitney and Conrad "Call Forth" article. It is obvious to everyone involved in computing today that what may be a feature to one user will be a flaw to another. This is true not only for two users working on different applications, but for two people working on the same instrument. Forth is perhaps the best example of this.

It is true that Forth may be faster than a FORTRAN program, but that is a mark against the FORTRAN compiler rather than a point for Forth. Forth cannot be faster than properly written assembly code, since Forth must not only execute the base level words (or nucleus) in machine code, but must also interpretively determine which code to execute. A user written assembly routine is


(continued on page 21)



Texas Instruments and Anova team up for peace of mind when you're away... and extra convenience when at home.

- High functionality, low cost of TI's TMS7040 8-bit microcomputer contributes to Anova's pioneering intelligent electronic control for modern homes (*Page 2*).
- Two new additions to TMS7000 single-chip microcomputer family combine outstanding NMOS performance with CMOS low-power dissipation (*Page 3*).
- Dependable, economical assistance that helped Anova achieve cost-effective design is available from any of the TI Regional Technology Centers (*Page 4*). ▶

Only TI's demands



It was a tall order. A microcomputer with large, on-board memory. On-chip timer. Sufficient I/O ports. With performance capability that would minimize hardware to hold costs down. And meet overall system size constraints. TI's TMS7040 8-bit, single-chip microcomputer fit the bill.

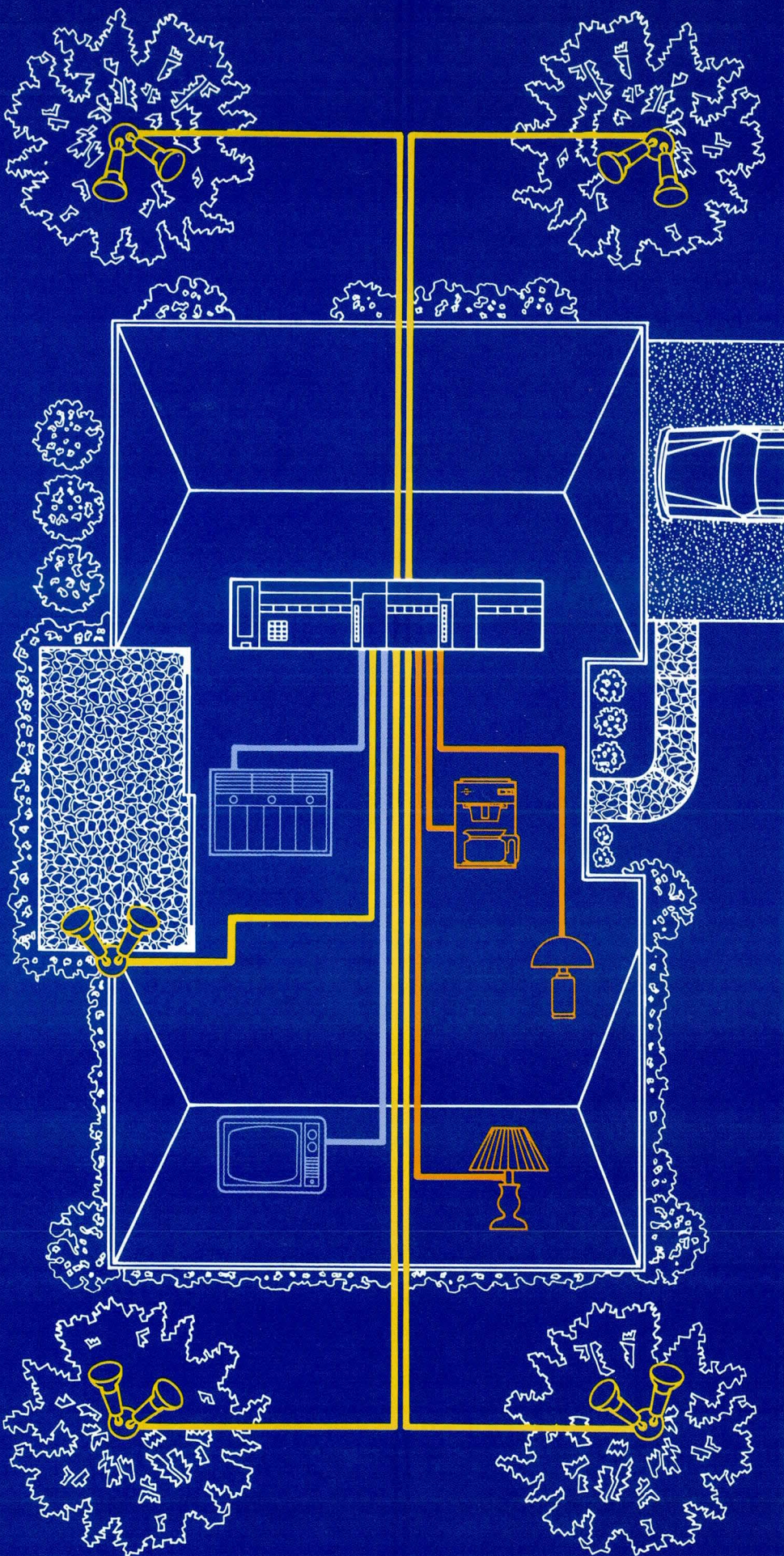
Result: Anova Electronics' sleek, new remote Control Center brings a greater degree of security to American homes and small businesses. Total convenience in the operation of lights and appliances. And significant energy savings. Whether anyone is on the premises or not.

Outstanding cost/performance ratio

The Anova Control Center handles up to 16 individual lights and/or appliances. Instantly. Or automatically by program which can vary from day to day. With immediate display of what's going on, including the status of each light or appliance.

The TMS7040 has 128 bytes of on-board RAM that readily accommodate all necessary programming. Plus 4K of on-board ROM which, with the TI TMS1000 4-bit microcomputers in the outlet modules, provide the intelligence for the "status" feedback.

◀ **Electronic control of home or business** is now possible with new Master System designed by Anova Electronics. The Control Center utilizes TI's TMS7040 8-bit microcomputer to handle infinitely variable control of up to 16 lights or appliances. When Control Center is linked with Protection and Telephone centers, the highly functional TI microcomputer provides all necessary unification.




7000 8-bit μ C passes stiff design of new Anova home control center.

TMS7000 Strip Chip Architecture yields smaller, microprogrammable chips.

TI's unique Strip Chip Architecture Topology (SCAT) gives the TMS7000 family today's smallest 8-bit microcomputer chip. One that is low cost, microprogrammable, and that can be customized.


SCAT eliminates as much random logic as possible in favor of defined individual sections — such as control, ALU, and registers — for easy interconnection. For example, registers for the timer, I/O control, interrupt handling, ALU, etc., are arranged in a strip. Any additional 8-bit registers can be added to the strip with the eight interconnect lines already being available. There is no need for randomly locating additional registers and then routing interconnect lines all over the bar.



TMS7040 Microcomputer Strip Chip derived from TMS7020 Chip

SCAT allows TI to develop new family members easily from the basic

TMS7000 chip. The TMS7040 microcomputer chosen by Anova was economically created from TI's TMS7020 by separating the memory border and inserting an extra 2K of memory.



TMS7020 Microcomputer Strip Chip

Another development using SCAT technology is TI's new TMS70120 microcomputer. The memory area has been expanded to 12K bytes of ROM and brings TMS7000 family advantages to a broad range of larger, more complex applications. Check your TI sales office for availability.

Because a control ROM replaces random logic for defining the instruction execution sequence, the original TMS7000 instruction set can be replaced by new, user-defined instructions. In some applications, such microprogramming can substantially enhance performance and improve the efficiency of on-chip program memory.

Contributing to TMS7040 functionality are 32 configurable I/O ports that permit the display and keyboard multiplexing. And, an internal, on-chip timer that provides for different delays within the software. As well as three fully utilized interrupts.

So much functionality packed into a device enabled Anova to hold parts count down, simplify its design, maximize reliability, and achieve cost goals.

Effective design help from Regional Technology Center

In designing the trim, compact Control Center, Anova relied on TI's conven-

ient Regional Technology Center.

Anova engineers determined what functions the Control Center was to perform — defined the specifications — and left the development of the software code up to the specialists at the TI center. For both the TMS7040 and TMS1000 microcomputers.

By contracting to have the center perform the programming, Anova was able to utilize its engineering staff more effectively. And eliminated the need to invest in a development system.

For more details on TI's growing TMS7000 8-bit and popular TMS1000 4-bit microcomputer families, check numbers 1 and 2 on the coupon.

New TMS7000 members combine CMOS/NMOS advantages.

Well suited to telecommunications, portable instrumentation, and high-performance consumer products are two unique additions to the TMS7000 series. Both combine the performance capabilities of TMS7000 NMOS microcomputers with a CMOS typical power dissipation of only 50 mW at 5 volts. Reducing power even further are a "wakeup mode," dissipating 4 mW (typical), and a "halt mode" that typically requires only 2 mW.

The new TMS70C20 is a CMOS version of the TMS7020, with 128 bytes of RAM, 2K bytes on-chip ROM, 3- to 6-V operation, and 3 MHz nominal operating frequency.


The new TMS70C00 is a ROM-less 8-bit microcomputer intended for software development.

Engineering samples of both the TMS70C20 and TMS70C00 are available now in 40-pin, 600-mil, dual-inline plastic packages.

Coming soon: New TMS7000 UART capability.

A serial port in TI's new TMS7041 microcomputer enhances I/O and communications capability. Otherwise identical to the TMS7040, the TMS7041 operates in several modes. One permits interface with Universal Asynchronous Receiver/Transmitter (UART) peripherals as well as multiple microcomputers. Serial links are implemented by standard asynchronous protocols. In the unique "isochronous mode," transmission rates are 16 times those of the asynchronous mode. A serial I/O mode can be used to expand I/O lines using external shift registers and to communicate with peripherals requiring a non-UART serial input. Check with your TI sales office for details on availability.

Get expert design help fast at a TI Regional Technology Center.



Anova greatly benefited from the expert applications and programming help provided by TI's Northern California Regional Technology Center. And similar help is available at the center most convenient to you: Technical courses and seminars. Hands-on experience with a variety of TI semiconductor products, including TI microprocessors and microcomputers. Demonstrations. Well-equipped laboratories. Development and evaluation systems. Access to sophisticated design-automation capabilities. Vocabulary development for speech-synthesis applications.

Upon request, experienced TI applications engineers are available on a contract basis to prepare proposals, design prototypes, and provide consultation.

In fact, a Regional Technology Center is your most convenient entry point to TI's unmatched combination of products, knowledge, and experience that can determine the most appropriate semiconductor solution for you.

Check the listing at right for the Regional Technology Center nearest you. Then visit it soon. And get the right answers — fast. Or check number 3 on the coupon below.

ATLANTA
3300 N.E. Expressway, Bldg. 8
Atlanta, GA 30341
(404) 452-4682

BOSTON
400-2 Totten Pond Road
Waltham, MA 02154
(617) 890-6671

CHICAGO
515 W. Algonquin Road
Arlington Heights, IL 60005
(312) 640-2909

DALLAS
1001 E. Campbell Road, M/S 347
Richardson, TX 75081
(214) 680-5066

NORTHERN CALIFORNIA
5353 Betsy Ross Drive
Santa Clara, CA 95054
(408) 748-2220

SOUTHERN CALIFORNIA
17891 Cartwright Road
Irvine, CA 92714
(714) 660-8140

BEDFORD, ENGLAND
Texas Instruments Limited
Manton Lane
Bedford MK41 7PA
0234 223000

FREISING, WEST GERMANY
Texas Instruments Deutschland GmbH
Haggertystr. 1
8050 Freising
08161 800

HANNOVER, WEST GERMANY
Texas Instruments Deutschland GmbH
Kirchhorsterstr Str 2
3000 Hannover 51
0511/643021

TOKYO, JAPAN
Texas Instruments Japan
Aoyama Fuji Bldg.
6-12, Kita Aoyama 3 Chome
Minato-Ku, Tokyo
03-498-2111

Texas Instruments P. O. Box 401560
Dallas, Texas 75240

Please send me more information on

- PN01 1. TMS7000 Series 8-bit microcomputers
PM01 2. TMS1000 Series 4-bit microcomputers
SR01 3. TI Regional Technology Centers

For details on the Anova Master System, call Anova at (800) 227-6715;
in California, (415) 572-9686. -SPN033OS300C

NAME _____

TITLE _____

COMPANY _____

ADDRESS _____

CITY _____ STATE _____ ZIP _____

AREA CODE _____ TELEPHONE _____ EXT. _____


**TEXAS
INSTRUMENTS**
Creating useful products
and services for you.

LETTERS TO THE EDITOR

(continued from page 16)

always faster than the same procedure written in Forth. The IF . . ELSE . . THEN construct does help give structured code, but many real assemblers are available with the same features.

Forth also lacks features that help realtime control instruments. The Forth users here have found it impossible to perform the simplest of Forth words under interrupt control; all interrupt handlers must be written in assembly code. The closest approximation to realtime execution of Forth words depends on Forth's multitasking ability, but there still may be unacceptable delays before the interrupt handling task is executed. Because the multitasking feature depends on other tasks voluntarily releasing the processor, it is possible that the interrupt handler may never execute.

It is true that Forth code is unreadable. Saying that Forth code needs to be read less than other code is not true. Forth code needs just as much maintenance as any other language. And, having two people who cannot read each other's code working on the same project can be futile. It is often easier for Forth programmers to write their own routines to perform a function another person has already coded, than it is to try to understand the other person's code.

The only "feature" that I cannot imagine as a benefit to anyone is the disk file structure, or more accurately, the lack of structure. The disk is treated as a collection of screens, 1024 characters in length. It is possible to have anything on any screen, and it is possible to have code anywhere on a disk. The most common complaint I hear about Forth is that it is impossible to keep track of code once it is written.

The data acquisition systems used here keep data in Forth disk format only as long as it takes to copy these data onto a normal file structured disk on the minicomputer used to perform data reduction and archival storage. File structured Forth routines are being sold to reduce this problem, but are only a paste-up fix of an inherent defect.

This is not a condemnation of the Forth language. It is meant to show readers, who may decide to choose Forth as their language, the other side of the coin. Forth is not the panacea of instrument control. It has faults, but can be a useful tool after its limitations are understood.

John D. Stanley
Dept of Chemistry
Michigan State University
East Lansing, MI 48824

Missing statements

We enjoyed the premier issue on automation and control (Apr 21, 1983) and found some useful nuggets of information. We would, however, like to make some observations on the article "Control Software for Factory Automation" by John Sylvan (p 119).

First, the equations on p 124 are missing a proportional factor, K , which would factor the proportional contribution to output to an appropriate amount. In the examples given on p 124, K is assumed to be 1. The correct form of the third program should include line 35 $K=1$ and the output equation should be line 100 $AOT(2,0)=K * (E + I + R) + C$. Without this tuning constant, the controller gain could be too large, resulting in sustained or unstable oscillations.

Second, the third program listing on p 124, which includes the derivative term, may "bump" the process when the program is first begun. This occurs because the derivative term uses the error factor from the previous iteration to calculate the rate of change. Line 60, which equates the previous error with the current set point during the initialization phase, is as dangerous an assumption as equating it with zero. What is needed is an equalization cycle prior to beginning control that allows the derivative term to settle down. Line 60 should be $F=S - AIN(1,0)$ and line 65 should be $WAIT 1$. Thus, the final form should be as follows:

```
10 S=5          70 E=S - AIN(1,0)
20 C=5          80 I=I + P * E
30 I=0          90 R=(F - E) * D
35 K=1         100 AOT(2,0)=K *
40 P=1          (E+ I + R) + C
50 D=1         110 F=E
60 F=S-        120 WAIT 1
AIN(1,0)      130 GOTO 70
65 WAIT 1
```

Kevin R. Grantham
Walter R. Rager
Sun Refining and Marketing Co
PO Box 920
Toledo, OH 43693

Changing equations

As Mr Grantham and Mr Rager pointed out, the PID control program on p 124 is missing two statements. The first is a proportional factor and the second is an equalization cycle. To include a proportional factor, line 100 could read 100 $AOT(2,0)=K * (E + I + R) + C$.

In the simple case where proportional contribution is factored directly to the

output, or $K=1$, the K factor disappears and the line would indeed be 100 $AOT(2,0)=E + I + R + C$.

An actual program, however, would need the proportional factor K to correctly scale the proportional contribution into the output. In effect, the K factor acts as a programmable gain that the user can alter to achieve the proper control.

The equalization cycle avoids "bumping" the process when the program is first begun. Bumpless transfer eliminates the sudden jump in the control output. With equalization, the program would change from 60 $F=S$ to

```
60 F=S - AIN(1,0)
65 WAIT 1
```

As it stands, the PID control program on p 124 is the minimal program requirement for a PID control loop. Once the standard equation is available, it becomes simple for the control engineer to try out various control options with the addition of only a program line or two.

John Sylvan
Analog Devices
Rte 1 Industrial Park
Norwood, MA 02062

In search of computer humor


Gary Auguston, director of computer and information systems here at Penn State, has assured me that "there is no humor in the field of computer science. It is a most serious business, bereft of any humor." So far, I have little evidence to the contrary, but I am searching.

For an anthology [that I am preparing] I would welcome contributions of humor in the sciences, historic and contemporary, especially in computer-related sciences. The ordinary man's disquiet about computers has sometimes been expressed in contrived jokes that bring the resented superiority of the expert down to earth. How are jokes changing with the spread of personal minicomputers?

I would welcome anecdotes, biographical notes, witty accounts, cartoons, parodies, verse, self-deception, and hoaxes. Especially sought are items that, while humorous, also have value in the history of a science, providing insight into changing attitudes or illuminating personalities. Please fully identify all contribution sources.

Robert L. Weber
104 Davey Laboratory
University Park, PA 16802

**DO YOU HAVE
THE DRIVE
TO SUCCEED?**



You do?

Good. So do we.

Shugart's 3.5" microfloppy drive. The SA300 by name.

And, considering where the personal/home/portable computer market is headed (betterfastercheapersmallerwithmorestorage), it's not a moment too soon.

It's also quite an achievement. One that allows you to engineer a wealth of advantages into smaller, more competitive systems.

Take the most obvious advantage, for instance.

Size. With the SA300 you can make your personal and home systems less imposing, more, well, personal. Our microfloppy takes up 75% less room than a standard sized Minifloppy.™

And it weighs just a tad over a pound. So your portable system can be more, you guessed it, portable, even with two drives in it.

Yet the SA300 still delivers 500 Kbytes in the single-sided version (1 Mbyte in the double-sided version) and uses less power, worst case, than an 8-watt night-light.

It's also so quiet, you can't hear it running unless you put your ear right down on top of it.

And with an MTBF of over 10,000 power-on hours, it should run for quite some time.

Then, of course, there's the not-so-small matter of the industry standard 3.5" microfloppy diskette.

Which offers a few important advantages of its own.

Like Minifloppy compatibility.

A track density that allows room for a generous upgrade path to more capacity.

And a hard shell plastic media cartridge for protection against the rigors of pocket and purse, with an automatic head access shutter as a last line of defense against little computer users who eat a lot of peanut butter and jelly.

Want to learn more?

We'll do a private Micro-floppy Workshop right in your office. And you'll have the chance to talk with media manufacturers and our own applications engineers about your plans for a big design win.

Call your local Shugart Sales Office to set it up. But do it soon.

You'd be amazed at what you can do with a little drive.



The 3.5" Micro-Cartridge provides maximum media protection.

Shugart

Right from the start.

THE WORLD'S



© 1983 Advanced Micro Devices, Inc. IMOX is a trademark of Advanced Micro Devices, Inc.

CRUNCHIEST CHIPS.



Nothing crunches numbers faster than the Am29517, Am29501, and Am29540. Nothing.

Advanced Micro Devices' new Digital Signal Processing family crunches numbers faster than you can say matrix manipulation.

It lets you design array processors that perform parallel arithmetic at speeds never before possible.

It simply cannot be beat for image processing, vector processing, robotics, radar processing, cat scanning, any application that calls for high speed, concurrent computation.

And it's bipolar VLSI all the way.

Which means your total system cost will be a lot lower than designing with SSI or MSI.

Bet you can't buy just one.

The Am29517 16x16 Multiplier is two and a half times faster than any other multiplier out there. The Am29540 FFT Address Sequencer has clocked a 2 millisecond 1024-point FFT. The Am29501 Multiport Pipeline Processor is the first arithmetic logic unit built specifically for array processing.

And there are a lot more where these came from: controllers, bipolar and MOS microprocessors, communications circuits, and more.

All meet or exceed INT-STD-123, the International Standard of Quality.

All are designed to put you as far ahead of the competition as we are.

Don't starve the performance out of your next design. Call AMD and ask about our DSP family.


They're the chips that are chewing up the competition.

Advanced Micro Devices

901 Thompson Place, P.O. Box 3453, Sunnyvale, CA 94088

For direct factory response, call (408) 749-2445. Outside California, call toll free (800) 538-8450, ext. 2445.

FRONT.



BACK.



Any Way You Look At It, Superior Storage Solutions.

What you see here are two different views of one very different drive.

Sure, the camera angle on each view is the same. But "front" and "back" refer, in this case, not to a photographic perspective, but rather to an *applications* perspective. They refer to the fact that this revolutionary cartridge drive is the most versatile and economical storage device you can buy for a full range of applications—from back-up and archival storage to up-front primary storage.

Front View: High Reliability Primary Mass Storage.

There are several powerful reasons to seriously consider the Alpha 10 as a primary mass storage device. First of all, each cartridge stores 10 Mbytes of data—easily matching capacity with today's Winchesters.

But just as important, the Alpha 10 matches the Winchesters in reliability, thanks to several IOMEGA innovations in flexible disk and removable cartridge technology. As for versatility, the unique cartridge format of the Alpha 10 speaks for itself—a straightforward approach to library management and data interchange.

Back View: High Versatility Back-Up And Archival Storage.

The Alpha 10's advantages for back-up and archival storage are just as impressive. For instance, a 10 Mbyte Winchester file can be dumped onto a single Alpha 10 cartridge in literally minutes, not the usual hours. You can look forward to a new standard of reliability that is integral to our design. And, because our cartridges are the most inexpensive on the market today, archival storage doesn't cost you an arm and a leg.

Overview: The Careful Evolution, And Immediate Availability, Of A Drive Design Revolution.

Any way you look at it, the Alpha 10 is a breakthrough in data storage device design. Actually, it's a series of breakthroughs, including non-contact head-to-disk interface, high linear bit densities, a run-length limited code that compresses the data stream from the host, and closed servo control of the head positioning, all to achieve the economy and versatility of flexible disks with the capacity and reliability of hard disks.

But the best part of the technology is that it's here, now, packaged and available in OEM quantities. Get the whole story, today, on the Alpha 10 from IOMEGA.

IOMEGA Corporation, 4646 South 1500 West
Ogden, Utah 84403 (801) 392-7581

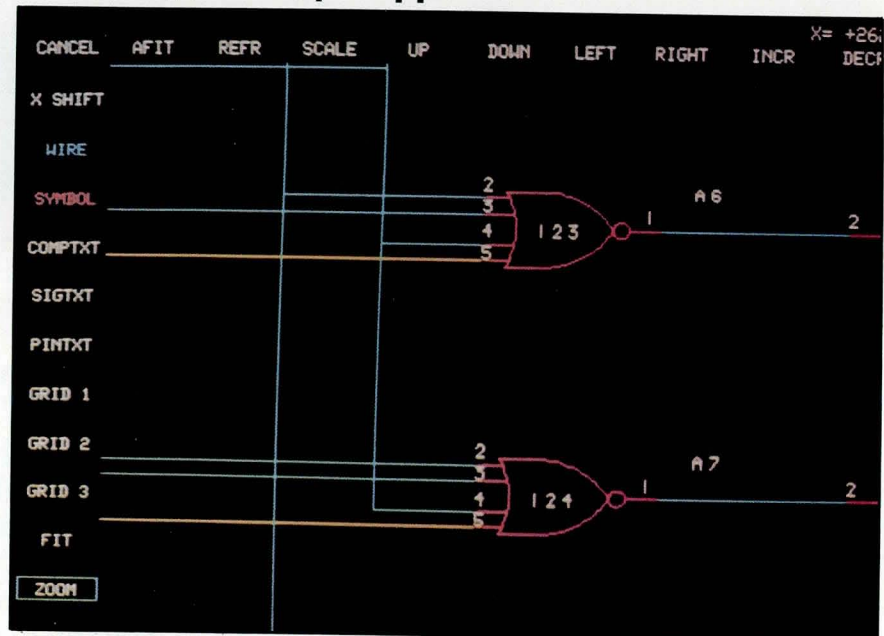
Design tools rally around "concept-to-chip" approach

Today's engineering workstations are seriously lacking in basic design automation tools that would let a designer create conceptual designs quickly. Currently, the tools are mainly being used to improve existing designs. That sharp criticism was voiced recently by keynote speaker John S. Mayo, executive vice president of Bell Laboratories (Murray Hill, NJ), at the Design Automation Conference.

The technical meeting and exhibit was held June 27-29 in Miami Beach, Fla. It is the prime technical meeting for engineers in computer aided design who are working in a broad spectrum of application fields ranging from electronic to mechanical systems. Mayo emphasized that design automation tools are absolutely essential to the future of electronics, citing the 32-bit Bellmac-32 as one very large scale integration (VLSI) microprocessor whose design and debugging would have been virtually impossible without design automation tools.

"Despite good progress in design automation," said Mayo, "experience has taught us that some tough problems still remain. We need to have more powerful aids to enable designers to crystallize their ideas into initial designs." According to Mayo, "Even well-worked areas such as layout and testing could be further improved. Architecture design and functional design need strengthening." He added, "We also need more powerful tools to manage change, especially to deal with multiple design changes that occur at different stages of the design process."

As if to answer his call, many companies at this year's conference exhibited what they touted as more powerful systems that make a better effort to integrate the basic design tools. One such system is the series 8000 from Cadtec Corp (San Jose, Calif). Claiming that current stand-alone workstations only address the needs of the individual engineer and



A portion of a logic diagram designed on the VIA series 100 is displayed with a portion of one signal net highlighted. When TRACE is activated, signals tied in a net are displayed in a special color.

fail to address the larger issues of project design teams, Cadtec engineers developed an integrated design and management system that they believe meets both these needs.

Addressing large logic design

The series 8000 is said to be the first systems approach to large logic design that integrates workstations to a central projects host computer through extensive system software and a project database system. The system integrates the company's model 8200 interactive graphic workstations, model 8500 graphic office stations, and extensive system software and application tools with a Digital Equipment Corp VAX-11 host computer.

Cadtec's founders are former IBM and Intel engineers who were responsible for large project design. To them, large team-oriented projects have a different set of requirements than those of individual engineers. For example, some of the problems confronting the project leader of a large team effort might include partitioning the design and

assigning it to individuals, reintegrating the separately developed design partitions when complete, controlling the access and distribution of project data, checking the operation of one partition with the others, monitoring the progress of the overall design, communicating and enforcing particular design standards and design methodologies, coordinating releases to manufacturing and testing, coordinating the work of the project team members, and communicating with the various team members. The individual workstation does not address these project-oriented issues.

The model 8200 is a 68000-based workstation that runs on a Unix operating system with a project-oriented database management system. This system interfaces to the VAX-11 series host computer. The workstation includes 1M byte of memory, an 8" Winchester disk, a color or monochrome 19", 1024 x 1024 CRT display, the 68000 dedicated applications processor, and three 2900 bit-slice processors

(continued on page 30)

For the one material that means business inside and out, Make it **NORYL**[®] resin

The new family of versatile moldable, formable, extrudable NORYL resins was developed expressly for computers and business equipment, to terminate ABS's usefulness. Design-in just the UL requirement you need, for greater performance at a cost lower than or comparable to FRABS. Everything from low voltage applications to added resistance to ultraviolet light.

The inferior tensile and impact strengths of FRABS need only be an unhappy memory. NORYL PC180 resin meets UL requirements for personal computers. And with NORYL PC180 resin's lower specific gravity and lower price, your part will weigh less and cost less than one molded from FRABS.

The dimensional stability, heat resistance and UL ratings of NORYL resin will get you in touch with cost-effective keyboard frames that outperform ABS.

Looking for a lower-priced material with thermal and mechanical properties that ABS can't beat? Make it NORYL CRT200 resin. It carries the UL 478-required rating of UL 94 5V*. And FRABS can't give you a better HDT or impact strength.

Glass reinforced NORYL resin is the name of the frame for rigidity and flexural modulus. Meets UL 478 high arc ignition test requirements for printer frames with ink and chemical resistance superior to ABS.

For internal metal replacement, get the support of rigidity, impact strength, high HDTs and parts consolidation with High Strength NORYL resins. In large structural housings and bases, the UL 5V* listing is maintained to thicknesses of 80 mils—for considerable material savings.

Write Today For Free Technical Literature



NORYL[®]

resin

GENERAL ELECTRIC COMPANY
PLASTICS OPERATIONS
NORYL PRODUCTS DIVISION
NORYL AVENUE
SELKIRK, NY 12158

WE BRING GOOD THINGS TO LIFE.

GENERAL  ELECTRIC

* These ratings do not reflect the hazards of this or any other material under actual fire conditions.
© Registered Trademark of General Electric Company

"Concept-to-chip" design
(continued from page 28)

Academia increases interest in CAD/CAM

John S. Mayo's call for a unified design automation approach for developing VLSI chips is being answered on several fronts. Besides industry's contribution of more powerful design automation tools, academia is playing an increasingly participatory role to keep design automation in step with electronic circuitry as chips increase in complexity and speed.

In his keynote address at the conference, Mayo pointed to the

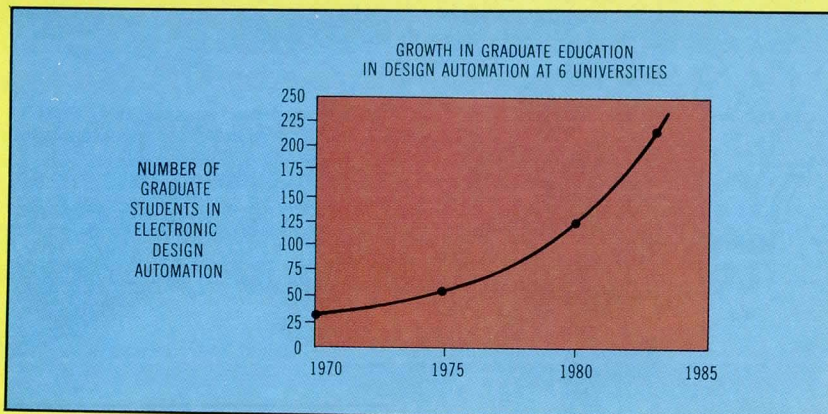
Mayo cited the results of an informal sample of six university programs—from the University of California at Berkeley, Carnegie-Mellon, MIT, Stanford, Cal Tech, and Illinois State University—where the number of graduate students working in design automation has grown sharply since 1970 (see Figure). "There has been similar growth in numbers of courses and research projects, as well as in their range and magnitude," said

IBM's announcement last fall. At that time, the company offered a cash and equipment grant program to help universities update manufacturing engineering curricula. The equipment includes IBM 4341 processors with 16M bytes of memory, direct access storage devices with 660M bytes of memory, and interactive CAD/CAM workstations.

These systems will be used to help teach mechanical engineering, computer science, business, and architecture students up-to-date design and manufacturing techniques. IBM software packages from various divisions and packages donated by CADAM, Inc. (Burbank, Calif), Dassault Systemes (Paris, France), Bell Northern Research, Ltd (Ottawa, Canada), and Structural Dynamics Research Corp (Cincinnati, Ohio) complement the IBM equipment.

The 20 universities selected are Arizona State University, Boston University, Brigham Young University, University of California, California Polytechnic State University, University of Florida, George Washington University, Georgia Institute of Technology, University of Illinois at Urbana-Champaign, Lehigh University, University of Massachusetts, Michigan Technological University, University of Missouri-Rolla, Ohio State University, Polytechnic Institute of New York, Rensselaer Polytechnic Institute, San Jose State University, University of Texas at Austin, Utah State University, and Virginia Polytechnic Institute and State University.

Several schools offer their freshman class an added attraction. Polytechnic Institute of New York, for instance, will distribute a free personal computer to the next term's freshmen class for use as remote terminals for the IBM 4341 mainframe. The students can keep the computer when they graduate.



role that universities are playing: "Progress in design automation is emerging from both a growing design automation industry and from increased activity in the universities. The design tool industry is helping meet the needs of various innovative companies, especially small- to medium-sized companies that cannot afford the high costs of developing their own design automation." According to Mayo, some companies that cannot afford to make the investment alone are participating in joint ventures to develop design automation instead of buying standard products from the design automation industry. In addition, Mayo said that more and more universities are aggressively pursuing design automation.

Mayo. "A growing list of companies are supporting a growing list of universities with special programs." Mayo added, "Design automation has become a major and exciting frontier in the field of electronics and the universities know that message."

Evidence of that can be seen from IBM's recent announcement to grant \$40 million worth of CAD/CAM equipment to 20 engineering graduate schools. The grants are part of a \$50-million corporate program designed to encourage education in manufacturing systems at American engineering schools.

The universities, with student populations ranging from under 1200 to more than 54,000, were selected from 115 universities that submitted proposals in response to

that control disk I/O, host I/O, and manage bit-mapped graphics.

The workstation architecture allows parallel processing of graphics and application data, using separate buses that share a common display list memory. According to Cadtec, adding more workstations maintains

a uniform system performance because the system's processing power expands commensurately.

To get both engineers and engineering managers involved in the project, the company developed the companion model 8500 office station. The office station has a resolu-

tion of 640 x 408 pixels on a 13" color CRT with four color planes. It communicates with the host over standard RS-232 lines. Since application programs can run in the host or the workstation, the office station gives each engineer, as well as the

(continued on page 32)

NOW you don't have to pay a fortune for reliable high-speed performance



Cherry MX Keymodule: low cost ...
low profile ... full travel ... tactile feel.
Meets tomorrow's European Safety Regulations today.

The perfect keymodule for thousands of demanding, high-speed word and data processing applications worldwide. And, it's ready now to meet 1985 Safety Regulations. At the lowest cost of *any* full-feature keyboard switch.

The proven contact concept—crossed knife edge gold contacts—provides high contact area force and eliminates closure interference by contaminants. Contact resistance is very low: typically 24 milliohms.

The innovative yet simple design of the MX results in an extremely low profile, easy operation, clean IC logic signals, long life (5×10^7 switchings)

and low power consumption. The new MX is one of the most reliable and lowest cost keymodules available.

You can get the MX with several options, including LED's, double contacts, angled stems, two poles for two functions—as single keymodules or as standard or custom keyboards designed to your specifications.

It is creative engineering such as this that makes Cherry the cost-effective headquarters for keymodules and keyboards. Your design task will be easier with a partner who uses the latest technologies to solve your specific interface problem. Contact Cherry today.

CHERRY KEYMODULES

CHERRY ELECTRICAL PRODUCTS CORP. 3614 Sunset Avenue, Waukegan, IL 60087 • 312/578-3500
CIRCLE 16 See us at MIDCON/Rosemont (Chicago), Sept. 13-15, CHERRY BOOTHS 2433-2437.

"Concept-to-chip" design

(continued from page 30)

project manager, direct access to all project data. This is done by using the project database with the same tools, user interface, and design environment that are part of the workstation.

The system includes application programs for schematic entry, logic validation, documentation, and project management. Two high level interfaces—the Cord data system and the View user interface system—isolate the applications from the hardware and from the I/O details for both graphics and data storage.

Cord is a relational database, object-oriented interface system that allows storage of both a project database for a large design, and local databases for individual workstations. Once complete, the design partition can be integrated back into the project database to reflect approved design changes. The View menu-driven interface allows separate applications to be performed simultaneously in multiple windows.

Cadtec's initial application software offering focuses on logic design. Future extensions are planned for all design levels, from architectural design through integrated circuit layout, and printed circuit (PC) board place and route operations. Currently, a typical installation of the series 8000 system that supports 10 engineers costs an average of \$50,000/user.

Manufacturers of standalone workstations are also answering the call for more sophisticated design automation tools. At least four companies introduced enhancements to their systems at the conference: VIA Systems, Inc (N Billerica, Mass), HHB Softron, (Upper Saddle River, NJ), VLSI Technology, Inc (San Jose, Calif) and Valid Logic Systems (Sunnyvale, Calif).

A package for all layouts

VIA Systems introduced a multi-function integrated design engineering and layout package, called Diagram, that provides IC design engineers with logic and schematic capture, and design verification for gate arrays and standard cell lay-

outs. The package has been integrated into the company's series 100 computer aided design/computer aided manufacturing (CAD/CAM) systems for custom VLSI layout and mask preparation.

According to Richard M. Jennings, vice president of marketing, the series 100 systems can now offer design engineers a full range of "concept-to-chip" support tools, beginning with logic diagramming and continuing through mask preparation and tooling in both bipolar and MOS process technologies. The user can create logic and schematic diagrams to trace the connectivity of networks through these logic diagrams. Net lists can be extracted for each diagram and the design engineer can map the logic diagram onto the physical circuit layout of gate arrays or standard cells.

The system's data structure has been expanded to include wire connections directly in the data base. The designer traces signals in a schematic or layout using the TRACE function, which highlights all pins and wires connected to a particular net in a special color (see Photo).

Generating a net list

The net list is generated from the completed logic or schematic diagram after a postprocessor performs basic checking operations to flag any violations. At this point, the net list can be formatted for interfacing to logic simulation and analysis tools as well as placement and routing programs. After design verification, the user maps the logic diagram onto a gate array or standard cell layout. When the designer is satisfied with the output, the VIA series 100 writes either an optical or an electron-beam control program on magnetic tape.

The first release of Diagram formats the net list for automatic input to HHB Softron's Computer Aided Design and Test (CADAT) simulation and test program development system. This digital logic simulator package handles IC and PC board design verification and test generation on VLSI chips. The CADAT software is written in the C language and

runs on the DEC VAX computer under the VMS operating system as well as on engineering workstations or minicomputers under the Unix operating system.

CADAT combines design and fault simulation for a chip from its initial design through test generation. Once the design is complete, the design simulation data can be recycled for test generation. CADAT generates 12 simulation states for both bipolar and MOS chips. The bidirectional signal flow inherent in MOS circuits is modeled using transmission gate models and a "wired-bus" method. Circuits are simulated with a 10-ps timing resolution with independent rise and fall delay times permitted for each device output.

A 60-fold speed increase

According to the company, a concurrent fault simulation algorithm in a CADAT system analyzes potential test vectors for fault coverage up to 59 times faster than traditional fault simulation techniques. This is because CADAT bases the number of faulty circuits simulated per pass on CPU memory availability rather than CPU word size, thereby simulating up to several thousand faults at once.

The menu-driven interface and the input stimuli are specified in an English-like language that is capable of macro and vector manipulation. Thus, the user can analyze the simulation data at the terminal without generating a hardcopy output.

Other features of the CADAT package include a charge decay model of MOS circuits, a fault trace capability, a batch processing mode, and a random fault sampling feature that permits a worst-case projected fault coverage to be calculated at the end of each fault simulation pass. In addition, PC design and PC test functions can be done using existing IC library models or new models developed by the user. The CADAT package costs approximately \$100,000.

At the conference, VLSI Technology, Inc announced a composition editor that automates the

(continued on page 34)

Don't limit your computer's input with a mouse. A mouse can move a cursor on a screen. Period. With GTCO's new Micro Digi-Pad™ you can position a screen cursor...or draw, trace, select menu functions on the tablet, even use the stylus like a joystick. Micro Digi-Pad is priced like a mouse...and you can use it like a mouse. Or use it with a stylus for input as natural as a pencil on paper.



GTCO's patented digital electromagnetic scanning—with no mechanical parts—lends itself to operation in office and industrial environments that cripple an optical or mechanical mouse.

The Micro Digi-Pad is GTCO's answer to the need for low cost, versatile graphic input.

MICRO DIGI-PAD CHALLENGES THE MOUSE

COMPARE

FEATURE	MICRO DIGI-PAD	vs.	MOUSE
Low cost	Yes		Yes
Small Package	Yes		Yes
Ergonomic	Yes		Yes
Low Power	Yes		Yes
Single Voltage	Yes		No (RS-232C Model)
Absolute Coordinates	Yes		No
Off Screen Menu	Yes		No
Trace Graphics	Yes		No
Stylus Option	Yes		No
4D (Stylus tilt output)*	Yes		No
4 buttons	Yes		No
Digitizer Compatible	Yes		No
Dual RS-232C	Yes		No
Hostile Environment	Yes		No
Proven Supplier	Yes		?

*Patent Pending

GTCO is the largest supplier of electromagnetic digitizers worldwide.



GTCO Corporation

1055 First Street/Rockville, MD 20850
(301) 279-9550 Telex 898471

"Concept-to-chip" design

(continued from page 32)

layout and interconnection of cells that make up VLSI circuits. These cells are obtained from the company's cell compiler library. The composition editor is a hierarchical system that enables the user to operate on symbolic building blocks such as ROMs, RAMs, counters, and arithmetic logic units, and to wire them. The structured composition editor then takes care of the specifics in creating the layout and all physical interconnection, in addition to creating the pad-ring wiring.

The designer edits a design by specifying particular cell characteristics before a cell is compiled to a physical layout. The compiler library can therefore generate thousands of cell variations rather than the usual few hundred. "This approach," says Doug Fairbairn, vice president of VLSI Technology's User-Defined Technology, "allows the designer to achieve the higher performance and lower cost ICs usually associated with full-custom circuits."

According to VLSI Technology, in contrast to other graphics systems, the block and wire placement operations are done in a relative fashion so the user does not have to be concerned with absolute block placement. After the wiring is complete, the editor automatically optimizes the block spacing, minimizing the area between them to make better use of silicon. When the chip core is complete, a pad-ring generator automatically places the desired number and type of bonding pads around the chip, wires them together, and lets the user specify the final pad-to-core wiring.

All of the system cells, along with the text that describes them and any other user-specified data, are organized in a tree-structured data base with a graphic interface. The user points the cursor at the appropriate category of items to display the elements in that category and the structures included on the next level down in the hierarchy. The cells are constructed using either the company's cell compiler library or using the symbolic STICKS editor, its

geometric layout editor, or even cells from another design editor.

A few companies are hedging both sides of the single workstation versus clustered computer aided engineering (CAE) systems issue. For instance, Valid Logic Systems introduced the SCALDSystem II which, according to the company, functions both as a standalone 32-bit CAE design station and also as part of a mainframe computer network. When operating in a standalone mode, the system is configured with a dedicated 32-bit processor for validating designs and a 16-bit processor for capturing schematics.

Optimizing mainframe resources

Company founder and president, Jared Anderson, makes the point that today's large system designs or VLSI chip designs simply cannot be completed on a standalone workstation in acceptable times. Thus, SCALDSystem II was developed for users to take advantage of mainframe resources to run Valid Logic's verification programs in a user-transparent mode. Valid offers its own completely supported programs on such mainframes as the DEC VAX and the IBM 3081.

Designed and manufactured by Valid Logic, the entire system consists of individual graphics design stations based on the 8086 16-bit microprocessor and a cluster controller based on the 68000 microprocessor that runs on Unix. The cluster controller includes Winchester disk storage, magnetic tape for backup, and an electrostatic plotter, all shared by design station users. High speed ports communicate with a host computer.

SCALDSystem software validation tools include a graphics editor, the SCALD compiler, a timing verifier, a logic simulator, and a post-processor. The graphics editor runs on the design stations and creates schematics online. The compiler then produces a design data base from the schematics incorporating device models obtained from component libraries. Finally, the design's timing errors and logic

behavior are verified. The post-processor generates a net list and other design data for the physical design. The SCALDSystem II is available for about \$60,000.

Not to be outdone, Avera Corp (Scotts Valley, Calif) dropped the price of its product line while enhancing its system with a 768 x 1024 pixel, 19" color monitor. An advanced software package allows drawing of true circles, arcs, and adds array capabilities. The workstations, which previously cost from \$50,000 to \$70,000, are now in the \$35,000- to \$57,000-range that is more in line with competitor's product in a similar performance range.

In general, other CAE workstation manufacturers are constantly improving their products. While the overall worldwide CAD/CAM market is currently estimated in the \$350 million revenue range, the CAE market alone should reach that figure by 1986. As was evident at the conference, most CAE contenders realize that circuit designers need more than an electronic draft table to create new designs. More people have to be brought into the design cycle, and the design cycle must encompass more interactive tools from concept to finished product. Thus, opportunities exist for clever people to create sophisticated system-based design automation tools. These systems must also be able to operate each other's application programs.

Currently, no two systems can run programs other than the ones designed specifically for them. As far as the potential for standardizing compatible software to make a designer's life easier, that remains the subject of a future article.

—Nicolas Mokhoff, Senior Editor

SYSTEM TECHNOLOGY
(continued on page 40)

Talk to the editor

Have you written to the editor lately? We're waiting to hear from you.

This Lundy has an all-pervasive breath-takingly beautiful 4097th color. It's called high resolution.

Lundy's T5484 Color Raster Graphics Terminals have the highest color resolution available. Think of that resolution as a Super Hue—a 4097th color—that mixes with all other 4096 colors to make each as sharp as you've ever seen.

Our 5480 Series of color raster terminals and workstations aren't the only ones with 4096 colors. But the colors have never looked so good. Because resolution has never been higher.

New standards.

The 1536 × 1024 pixels set a new standard for displayable resolution. Raster staircasing is significantly reduced without the complexity of anti-aliasing.

But new standards don't stop with highest resolution. Areas are filled virtually instantaneously so the 5480 Series also sets a new standard for polygon fill.

Vector generation sets a new standard, too. The time lapse between the moment you draw until the picture is generated is as much as 50 percent faster than many others.

Enemy of obsolescence.

You shouldn't be forced to ditch programs in place when you buy a new terminal. For that reason, standard with all 5000 Series models is a Tektronix



Lundy's 5484 color raster design workstation.

4010 or 4014 Emulator with mixed-mode software switch for enhancing existing programs with color-native protocol.

Currently, our terminals can be driven by many of the leading software products. And the list is growing rapidly. Because Lundy is committed to an aggressive third-party software develop-

ment program to provide the most comprehensive application packages.

Lundy will help you see more in graphics.

When you look at our 5480 Series, take a close look at Lundy, too. We're a company that's as good as its products.

A company that balances high tech with solid business sense.

A company as proud of its service (one of the largest service organizations in the industry—39 locations nationwide) as its engineering expertise.


A company you can count on to help you see more in graphics—and get more out of graphics—both now and in the long term.

For more information, write Lundy, Glen Head, New York 11545, or call: (516) 671-9000.



LUNDY

The Lundy 5484 displays 16 high resolution colors at a time. User downloadable character fonts; programmable character sizes.



Witness first-hand the end of the iron age.

If you think iron oxide is state-of-the-art in 5¼" disk drives, you're about to feel a little behind the times.

Today, forward-thinking OEM's are demanding disk drives with thin-film media. And for good reason.

It's more rugged than iron oxide. Allows greater capacity. Reduces the error rate. And if you buy from Evotek, you can get 5¼" drives with thin-film media for about the same cost as iron oxide drives. Or even less.

With an Evotek drive, you're assured of the highest quality media for the simple reason that we make it ourselves. Which also means you can count on a continual supply of Evotek drives. Today, and tomorrow.

But thin-film media isn't the only reason to buy Evotek drives. With capacities up to 51.68 MB, they have such advanced features as high-torque precision motors. Superior brake force. Six-bearing linear actuator with a 49 ms average access time. Even an on-board microprocessor.

And best of all, we're shipping in volume now. That's right, now.

Write Evotek at 1220 Page Avenue,


Fremont, California,

94538. Or call Barry

Dyckman at 800/255-2500.


(From California, call
415/490-3100.)

He'll tell you more about the evolutionary technology an OEM needs to stay ahead of the times.



EVOTEK

The natural evolution of 5¼" disk drives.



Unexplored space.

A few years ago Computer Memories launched an ambitious space program. We were determined to push the capacity limits of 5¼" Winchesters.

Without increasing the size of the drive. Without compromising performance and reliability. And without moving to unproven "the-jury's-still-out" media.

First, we broke the 12-megabyte barrier. Of course, others promised they could do better. But as they continued to promise we continued to deliver. And we went on to set new standards at 19, 26 and 40 megabytes.

In so doing, we created the industry of high capacity drives.

Today, with the lion's share of the market, Computer Memories is the leader in volume shipment of large-capacity 5¼" Winchester disk drives. And with our outstanding plug-and-play record, we also lead in reliability.


Of course, some things never change. Others still promise more and more megabytes.

But when the industry needs a 60 or 80 or even 160-megabyte 5¼" Winchester

drive, you can look to Computer Memories to deliver.

That's what leaders are for.

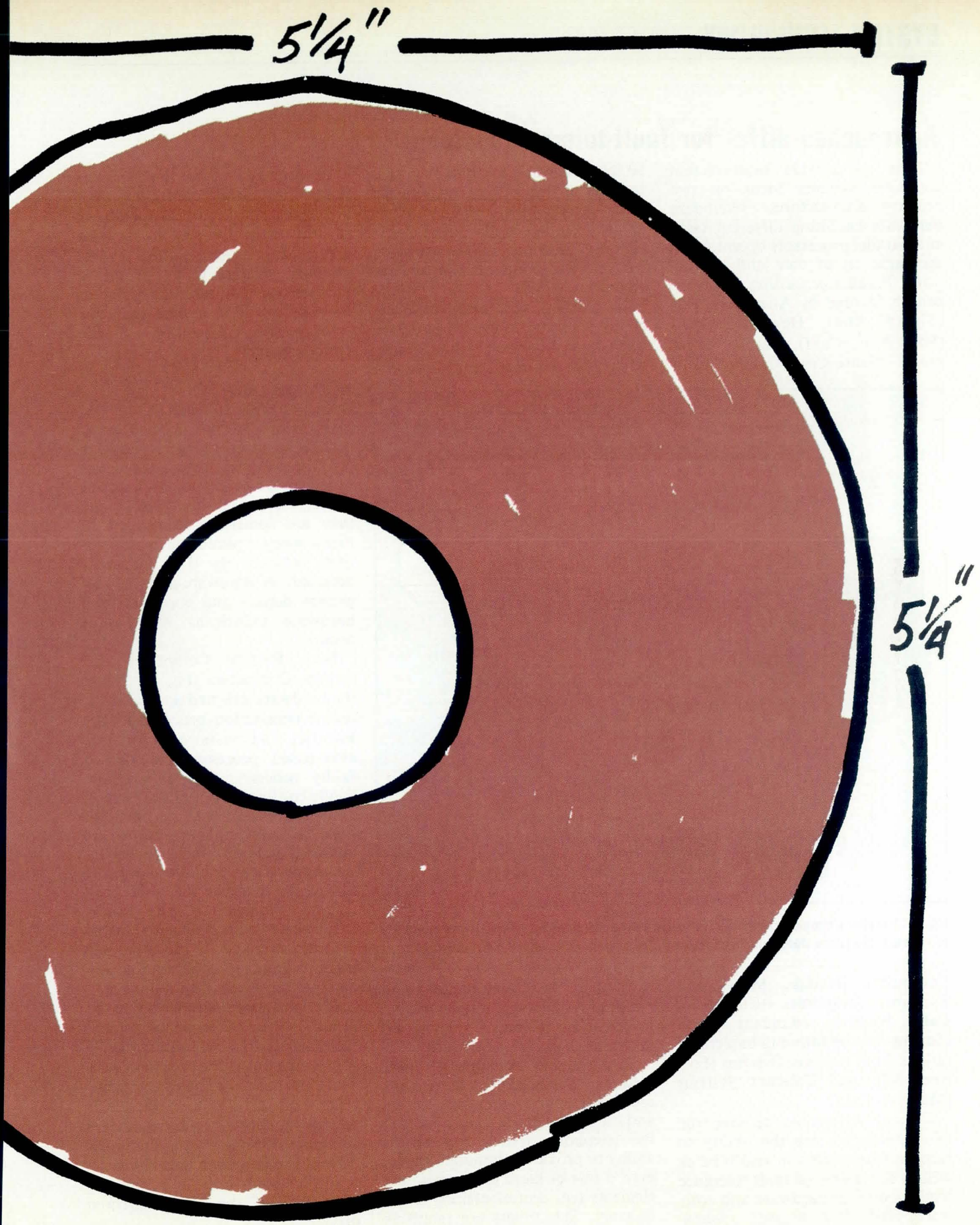
The capacity leader.



 **Computer
Memories
Incorporated**

9216 Eton Avenue, Chatsworth, CA 91311 (213) 709-6445/
Ft. Worth, TX, (817) 332-7859/Costa Mesa, CA, (714)
241-9260/Springfield, MA, (413) 783-2386/In Europe:
Bray-on-Thames, Berks, UK, 06283-4281 Telex 847591.
For small quantities, call Schweber Electronics,
(800) 645-3040.

CIRCLE 20



5 1/4"

5 1/4"

Approaches differ for fault-tolerant systems

Efforts to provide fault-tolerant computer systems focus on two primary architectures: redundant hardware executing different tasks and parallel processors operating on the same set of data and instructions. Parallel processing is the approach favored by August Systems (Tigard, Ore), Hewlett-Packard (Palo Alto, Calif), Parallel Computers (Santa Cruz, Calif), Stratus

50 ms, according to John Wensley, founder of August Systems. On the other hand, high resource availability applications like online transaction processing can tolerate error recovery procedures lasting several seconds.

In addition, high resource availability applications can also tolerate some data corruption without severe impact on the operation of the en-

In contrast, space shuttle computers must always ensure that data are correct since complex operations such as navigation rely on accurate information. Also, the several seconds necessary to redial a number on the telephone system may be too long a time span for error-recovery procedures in shuttle control systems.

Parallel processing

Since fault tolerance is implemented entirely in hardware, parallel processors offer realtime error recovery. Software-based approaches are limited to checking out operations at set intervals. Thus, they are sometimes compelled to throw away a portion of the operations retroactively if a failure is detected. A hardware-oriented approach detects and corrects for a hardware failure as soon as it occurs.

Both Parallel Computers and Stratus Computers (Fig 1) choose the hardware-oriented approach for online transaction processing. The Parallel CPU-32/16 couples two 68000-based processors so that a faulty processor can be automatically configured out of the system. If the results do not match. In addition, all disk write operations are mirrored on both Winchester drives. Read operations are directed to the disk drive that has the head positioned closest to the data. Read/write errors due to media defects automatically cause the bad track to be mapped out and an update written from the good drive.

If a hardware malfunction on the disk drives or backup tape occurs, the faulty drive is automatically configured out of the system as well. This approach eliminates the possibility of a single controller's destroying data on both disk drives of a mirrored pair. When the faulty drive is brought back into service, it is automatically updated to the current state of the other mirrored drive.

Each serial device (eg, printers and terminals) is connected to two
(continued on page 42)

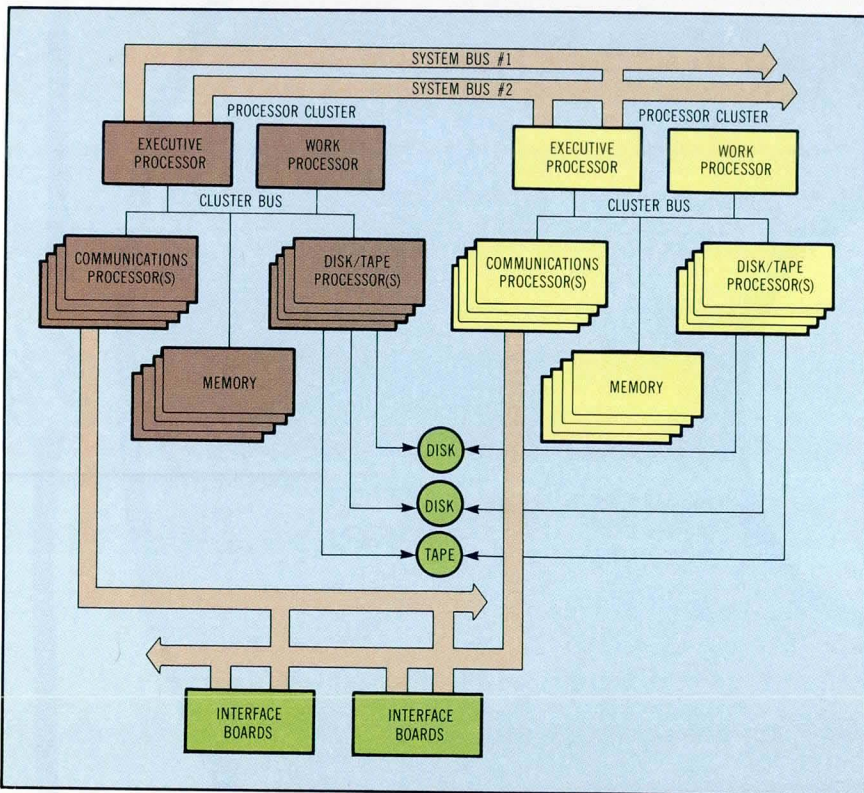



Fig 1 Parallel Computers CPU-32/16 illustrates the duplication of hardware elements to execute the same data and instructions characterized in parallel processing.

Computers (Natick, Mass) and Tandem Computers (Cupertino, Calif). Multiple redundant system elements can be found in implementations from Auragen Systems (Fort Lee, NJ), and Tolerant Systems (Milpitas, Calif).

Critical differences between the two approaches are the ability to recover from errors in real time as well as the degree of fault tolerance implemented in hardware and software. High data integrity applications, such as process control or aircraft instrumentation, deal in realtime error recovery in less than

tire system. Such is not the case with realtime systems that rely on correct information to make split-second decisions, however.

Two notable examples of these different application requirements are the telephone exchange system and the space shuttle. Subscribers to the telephone system rely on its ability to provide continuous service even if one or more of its operating elements (eg, central offices) are in disarray. Subscribers are relatively indifferent to occasional corruption of data (eg, misdialed calls) and the recovery time for errors.



Get a bug if you find a bug.

Show us a bug in our VRTX® real-time operating system and we'll return the favor. With a bug of your own to show off in your driveway.

There's a catch, though.

Since VRTX is the only microprocessor operating system completely sealed in silicon, finding a bug won't be easy.

Because along with task management and communication, memory management, and character I/O, VRTX contains over 100,000 man-hours of design and testing.

And since it's delivered in 4K bytes of ROM, VRTX will perform for

you the way it's performing in hundreds of real-time applications from avionics to video games.

Bug free.

So, to save up to 12 months of development time, and maybe save a loveable little car from the junkyard, contact us. Call (415) 326-2950, or write Hunter & Ready, Inc., 445 Sherman Avenue, Palo Alto, California 94306.

Describe your application and the microprocessors you're using—Z8000, Z80, 68000, or 8086 family. We'll send you a VRTX evaluation package, including timings for system

calls and interrupts. And when you order a VRTX system for your application, we'll include instructions for reporting errors.*

But don't feel bad if in a year from now there isn't a bug in your driveway.

There isn't one in your operating system either.

HUNTER
◇ READY 
VRTX
Operating Systems in Silicon.

*Call or write for details. But, considering our taste in cars, you might want to accept our offer of \$1,000 cash instead. © 1983 Hunter & Ready, Inc.

Fault-tolerant systems (continued from page 40)

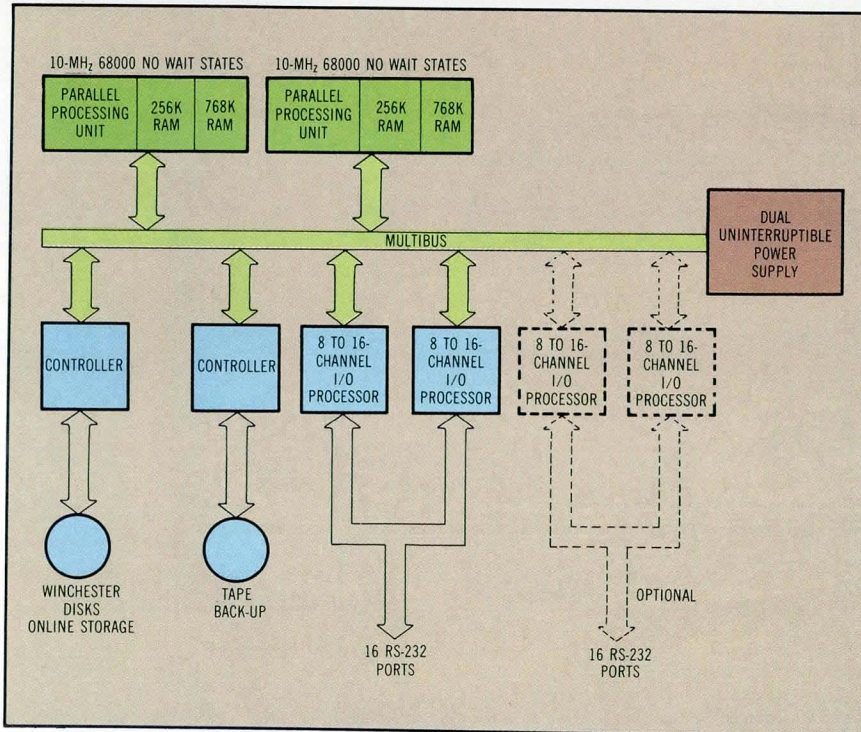


Fig 2 Multiple high speed links separate processor clusters so that interrupted tasks can be easily transferred in this redundant architecture implemented by Auragen Systems.

I/O processors so that any input received through both processors can be checked for consistency. Inconsistencies caused the faulty I/O processor to be automatically configured out of the system. On the other hand, output is directed to only one processor. If the I/O processor malfunctions, it is removed from the system and the output request is sent to the other processor.

The Stratus/32's approach to fault tolerance is similar to the Parallel CPU-32/16's, but adds another level of parallelism by including two sets of logic on each processor, disk controller, and communications controller board. The company claims that this approach is one of the simplest ways to combine onboard failure detection with realtime repair. A set of comparators checks the outputs of the two logic sets every clock cycle (approximately 8 million times/s). When a hardware comparator discovers a board component failure, that board removes itself

from the system. Trigger logic prevents data from being transferred to the rest of the system.

The redundant partner of the failed board continues to operate without knowing that its counterpart on the bus has failed. In addition, the rest of the system is unaware that a board failure has occurred so that any executing program need not back up and restart at an earlier checkpoint.

August Systems does not go to such lengths in redundancy to support realtime control systems. (See Fault Tolerant Systems Can Prevent Timing Problems, by John H. Wensley, *Computer Design*, Nov 1982, pp 211-220.) Rather, to verify operations, its series 300 system uses three independent control modules that are able to read data from the memories of the other two through read only links. No provision is made for writing to another processor's memory to eliminate the possibility of a faulty processor's overwriting good data in the memo-

ries of the others. These control modules are connected to process control equipment via process interface modules that allow all input data to be read independently by each of the processors through separate circuits. Therefore, if any one part of the input circuit fails, it will affect the operation of only one control module.

An elaborate two-out-of-three voting scheme verifies the input, arithmetic calculations, and output. Each control module first detects the values of all inputs and reads the values obtained by the other modules. At this point, a software vote is taken to remove faulty input effects. A second vote is carried out after identical operations are performed on the input to remove any arithmetic errors that may have occurred. Finally, a hardware vote is taken after the results are passed to the process interface modules and sent to the output logic. This ensures that any failure in any interface module is detected and corrected.

Parallel processing was first pioneered using minicomputers with Tandem Computers NonStop implementation for online transaction processing. More recently, it was implemented for process control with Hewlett-Packard's Datasafe 1000 (*Computer Design*, Jan 1983, p 22). First announced in 1977, the NonStop system relies on multiple computers connected by two independent interprocessor buses for block data transfers among different processes residing on different CPUs.

System-wide access to I/O devices (supervised by a dual-ported I/O controller) consists of two cooperating processes on different processors that control a particular I/O device. One of the processes is considered the "primary." This process handles any requests for operations and sends the same information to the backup process via messages along the high speed bus. These "checkpoints" ensure that the backup process will have all the

(continued on page 44)

21 MIPS—Move over VAX and MV/10000, the fast lane belongs to Perkin-Elmer.



© 1983 The Perkin-Elmer Corporation

The benchmarks are in. Perkin-Elmer has won again—by executing 21 MIPS on our Model 3200MPS with a sustained I/O bandwidth of 40 MB/sec.

King of the road

Consider this. The VAX 11/780 can execute 1.2 MIPS. The Eclipse MV/10000 fares a little better at 2.5 MIPS. But the Perkin-Elmer 3200MPS gives you a plug-in parallel processing system that starts at 3 MIPS and can be expanded up to an astonishing 21 MIPS.

Maneuverability

The Model 3200MPS gives you new freedom in estimating jobs that are difficult to size. You can start with a 3 MIPS processor priced at only \$150,000. Then, as your needs grow, you can add anywhere from one to nine Auxiliary Processing Units (APUs) at

an extremely affordable \$35,000 each.

Automatic shifting

The Model 3200MPS is designed to handle demanding real-time applications as well as heavy streams of independent number-crunching tasks. You can segment your application into multiple task modules, with each APU performing a set of related functions.

Our virtual task manager gives you full virtual capability without the virtual overhead.

Ease of handling

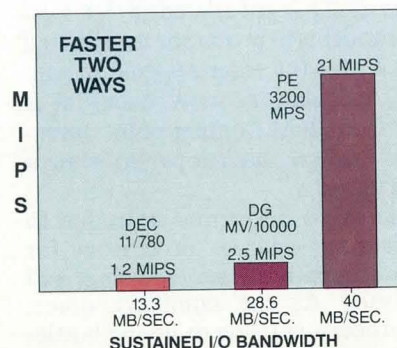
The Model 3200MPS provides maximum flexibility for software development, system maintenance, and system extension.

Our state-of-the-art universally optimizing FORTRAN VII Z enables you to use modular programming techniques for programmer productivity while

maximizing real-time efficiencies.

The Model 3200MPS can be structured to permit continued system operation though one or multiple APUs may fail.

To find out more about 21 MIPS mainframe-style crunching on our Model 3200MPS write or call today: The Perkin-Elmer Corporation, Two Crescent Place, Oceanport, NJ 07757. **Tel: 800-631-2154.** In NJ 201-870-4712.



PERKIN-ELMER

Fault-tolerant systems

(continued from page 42)

information needed to take control of the I/O device in case of an I/O channel error or failure of the primary process's CPU.

Data bases can be duplicated on separate disk drives under software control for further reliability. Similar techniques using a dual-ported I/O controller and disk drive mirroring allow dual Hewlett-Packard HP1000-F computers to detect and recover from errors in as little as 200 ms.

Redundant processors

If realtime error detection and recovery is not required (as in many online transaction environments), the cost of duplicated hardware that performs the same task may not be economically feasible. Redundant processor systems dedicated to multiple tasks would probably be more suitable. Both the Auragen System 4000 and the Tolerant System Flexible Architecture system (Fig 2) combine hardware and software redundancy. Auragen chooses to cluster multiple 68000 microprocessors, with one pro-

cessor dedicated to executing most of the operating system and fault-tolerant functions, while another processor is assigned to execute application programs only.

Independent communications and disk/tape controllers complement these processors in the cluster. Several clusters (up to 32) are then loosely coupled by two 16M-byte/s system buses so that if any component in a cluster fails, another cluster can resume execution without operator intervention.

Redundancy is also provided for data bases since dual-ported disk drives allow access by two separate clusters. Similarly, the dual-ported communications bus provides fault-tolerant access to interface modules controlling attached peripherals.

A similar clustering concept is used for Tolerant's System Building Block (SBB). It consists of a central processor, auxiliary processor, up to two I/O processors, and system interconnect buses. A 64-bit wide memory bus provides all resources common access to data. The central

processor executes processes out of a memory queue, while the auxiliary processor handles interrupt servicing and monitoring of the rest of the system with background diagnostics.

If a fault is detected, the auxiliary processor logically separates the SBB from the rest of the system. Different parts of the operating system have saved relevant state information of the interrupted transaction. In this way, new processes are initialized to the last encountered beginning of the transaction.

Unlike other redundant schemes that implement data recovery and integrity mechanisms in the file system, Tolerant Systems provides these mechanisms below the file level. Performance is enhanced because any disk-based data can be protected from failure using the before-image and rollback/restart facilities. The Tolerant implementation also provides mirroring of files for protection from media failure and for load balancing.

—Joseph Aseo, Field Editor

Array processors split work for increased speed

A distributed processor architecture allows the FPS-5000 family of array processors from Floating Point Systems to accelerate computations three times faster than its previous generation products. For example, a 2-dimensional fast Fourier transform (FFT) is calculated in 1.4 s on the model 5110 processor as opposed to 3.4 s for the older AP-120B. In general, calculations now occur at a rate from 26M floating point operations per second (flops) to almost 62M flops.

Increased performance is due to dedicating separate processors for data acquisition, preprocessing, and analysis. As the company notes, preprocessing tends to be the bottleneck in any array processing application (50% to 75% of total processing time). These calculations tend to be standard operations (eg, digital filtering, FFTs) that require relatively low precision. On the

other hand, calculations for data analysis tend to be application-dependent (requiring custom software) and high precision.

Meanwhile, data acquisition must obtain information from a variety of sources (eg, disk drives, group code recording (GCR) tape drives, bulk memory, or directly from A-D converters). The FPS-5000 family consists of different combinations of a control processor (responsible for host communications, system control, and data analysis), general purpose I/O coprocessors, arithmetic coprocessors (primarily dedicated to data preprocessing), and system common memory.

Hardware architecture

The control processor is upward compatible with the company's older 38-bit processors (AP-120B, FPS-100, AP-180V, and AP-190L). As the central system controller, the

central processor supervises the distributed system elements by assigning processing tasks and synchronizing the flow of data through the system. It also provides a compatible environment to run 38-bit application programs as well as the FORTRAN compiler and over 400 library subroutines. A pipelined hardware architecture allows parallel processing through its floating point multiplier and adder unit, an integer processing unit, scratchpad registers, and multiple data memories.

Separate executive, arithmetic, and control units mark the pipelined architecture of the arithmetic coprocessor. The arithmetic section is controlled by a microsequencer (Am2910) tied to a 16-bit bipolar microprocessor (Am29116). Dual floating point adders are tied to a single floating point multiplier for 32-bit computations. Multiported

(continued on page 46)



Some of our VARs' best ideas began on the backs of envelopes.

Great ideas, plus hard work, business sense and commitment to customer satisfaction. That's what it takes to be a Value Added Remarketer for IBM.

IBM is looking for business people with specialized industry experience. For companies that can successfully merge our systems with applications software. For those to whom quality is fundamental.

Put IBM to work for your customers.

To begin with, IBM wants qualified VARs to have the broadest choice of systems and software: the IBM Personal Computer, Displaywriter, Datamaster, CS-9000, System/36, and Series/1 with its new enhancements.

These products carry IBM's reputation for quality. Equally important, all have access to IBM's nationwide service.

That means VARs who work with IBM have more to offer their customers. But that's only part of what IBM can offer to its VARs.

Put IBM to work for you.

IBM also provides VARs with tools to assist them in marketing to their customers and prospects.

For instance, IBM helps VARs with business shows and product literature. We help VARs create their own direct mail programs.

And IBM brings prospects with special needs together with VARs who have unique solutions. It's done with a special referencing system which supplies information about our VARs' offerings to IBM's salesforce.

IBM's Value Added Remarketer Program: Great ideas, hard work and business ability are what's required. For more information, call 1 800 IBM-VARS or send in the coupon.

CD-9-83

Larry Humphreys
 IBM Distribution Channels
 P.O. Box 76477
 Atlanta, GA 30358
 Please send me information about qualifying as a VAR.

Name _____ Title _____

Company _____

Address _____

City _____ State _____ Zip _____

Phone _____

Array processors

(continued from page 44)

data memory (up to 16K 32-bit words) allows the channel executive to load programs and data from system common memory concurrent with computations occurring in the vector-oriented arithmetic section. In addition, the data transfer path between the system common memory and the local data memory contains logic to handle format conversions (38-bit to 32-bit) as selected by a user's application program.

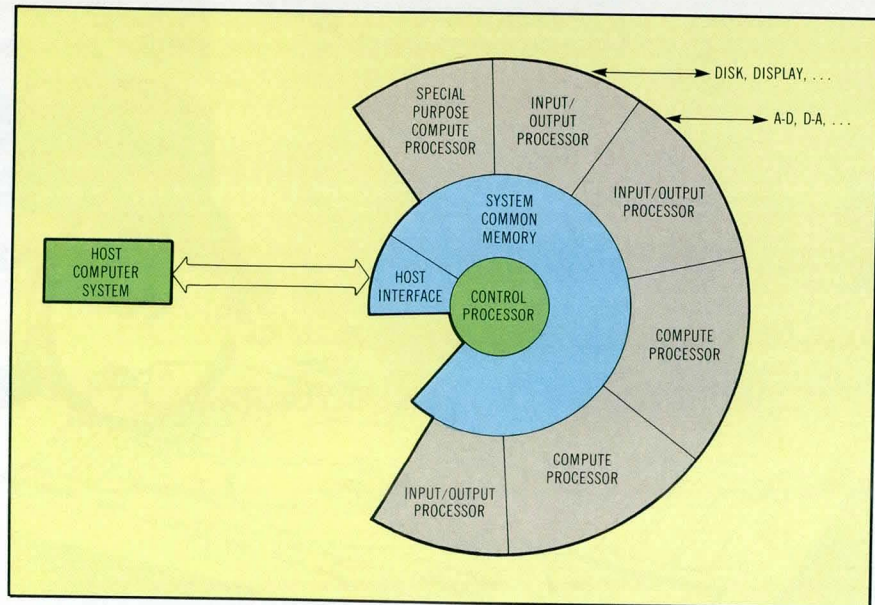
Also included with the arithmetic coprocessor are 4K words (32-bit) of control memory that can be loaded by the control processor, as well as a table memory loaded with cosine values of FFT computations and other constants required by library subroutines.

The general purpose I/O coprocessor handles data acquisition via a 16- or 32-bit interface adapted to A-D and D-A converters, GCR tape drives, disk drives, and bulk memory. It also supervises display systems and realtime control equipment. In addition, its hardware architecture consists of a 20-bit wide bit-slice processor used for address calculations and device protocol, and a format processor for fix/float and pack/unpack operations.

Software architecture

A systems language based on FORTRAN-77 constructs, Multiple Array Processor Execution Language (MAXL) provides the necessary extensions to coordinate the tasks being executed in each distributed processor. User code developed in MAXL executes in both the control processor and the executive units of the arithmetic coprocessors.

The control processor uses MAXL routines to set up channel programs for both I/O and arithmetic coprocessors in system common memory, and provides the appropriate processor interface with the address of the program. From then on, the control processor and its coprocessors operate concurrently, using common memory locations or device registers to synchronize the execution sequence.



The system architecture of the Floating Point Systems FPS-5000 distributed array processor has the inner ring elements (host interface, control processor, and system common memory) operating synchronously for simple application debugging. The outer ring elements operate asynchronously for maximum throughput.

Instead of treating each system element as a channel processor, the control processor can also directly control the coprocessors via I/O instructions to a set of device registers. This method is typically used when it becomes necessary to quickly coordinate coprocessor operations to halt coprocessor execution, perform interface diagnostics, or start coprocessor operations. This master/slave relationship can be extended so that the control processor controls both processing and data flow.

Such a master/slave mode allows the control processor to take command of the system when individual tasks are completed. While individual coprocessors perform their tasks, the control processor supervises acquisition of the next data block and sends the results of the last data block out of the array processor.


Complications set in when a single processor is allocated to more than one task. It may be necessary to write channel programs in MAXL in order to reflect the master/slave relationship. The distributed control mode may be appropriate because it

allows individual coprocessors to synchronize data flow among themselves. Throughput can be optimized because data flow requirements often control the timing of operations.

All members of the FPS-5000 family can function under the direct control of the host computer, or as an autonomous processor, or a combination of the two schemes. The base configuration includes 256K words of data memory (32 bits), 12.5K words of table memory, a general purpose control processor, and a single-compute coprocessor. Depending on the model, program memory is expandable to either 512K words or 1M words (38 bit). The 5300 models provide up to two coprocessors, while 5400 models allow three processors. System price for a typical 26M-flops unit starts at \$60,000. The 62M-flops model is priced at less than \$100,000. Floating Point Systems, PO Box 23489, Portland, OR 97223.

—Joseph Aseo, Field Editor
Circle 210

ONE SLOT SHOPPING.



INTRODUCING THE WINCHESTER/FLOPPY/TAPE THREE-IN-ONE MULTIBUS CONTROLLER.

Try this on for size.

DSD's new 7215 single-board Multibus® controller/interface handles two SA1000-type 40Mb Winchester, a 1/4" streamer, and two 8" floppies.

Plus on-board data separation, 32-bit ECC, and self-diagnostics. All on the same board.

There's also a version for 5 1/4" drives, the 5215, with similar capabilities.

And both are very, very quick.

Thanks to a pipelined architecture that moves data at non-interleaved speeds.

Top-of-the-line performance.

The 7215 and 5215 are the highest performance controllers on the market for 8" and 5 1/4" drives.

And that makes them ideal for multiuser and UNIX™ applications.

They also emulate Intel® iSBC® 215 and iSBX™ 218 controllers so you can run RMX 86 anytime.

And with 24-bit addressing support, you can take advantage of high performance microprocessors like the 68000 and the new inexpensive memory chips to address larger physical RAM memory.

To tune system performance, both boards offer four alternatives for bus arbitration. As well as having the capability to boost system performance by performing overlapped seeks and multisector operations.

Plus the convenience to match.

The best part about all this performance is that it comes on one board. So it only takes up one back-plane slot. And there are no extra boards to fool with.

As easy as that sounds, there are those of you who'd rather not do-it-yourself. For you, the 7215 controller is also available in our 770 storage systems.

And like all DSD products, our Multibus boards and systems are supported by our exclusive Rapid Module Exchange™ and regional service centers.

Shop around.

Compare our incomparable Multibus boards and systems to anything else you like. To make it easy, just send your business card to DSD Corporate Headquarters, Marketing Communications Department, for a free copy of "The Multibus Buyers Guide."

Corporate Headquarters: 2241 Lundy Avenue, San Jose, CA 95131. Eastern Region Sales and Service: Norwood, MA, (617) 769-7620. Central Region Sales and Service: Dallas, TX, (214) 980-4884. Western Region Sales: Santa Clara, CA, (408) 727-3163. International Sales: San Jose, CA, (408) 946-5800.

®Intel, Multibus, and iSBC are registered trademarks of Intel Corporation.™ iSBX is a trademark of Intel Corporation.
™UNIX is a trademark of Bell Laboratories.
™Rapid Module Exchange is a trademark of Data Systems Design, Inc.

DATA SYSTEMS DESIGN

Data General makes stand in professional computer field

Not merely another breed of stand-alone microcomputer siblings with only subtle differences from their parents, the Desktop Generation™ series introduced by Data General is designed to dovetail with the company's expansive line of minicomputers. Four models—the 10, 10/SP, 20, and 30—exhibit novel design features and offer wide potential, particularly with the increased memory, operating system options, and floating point performance available on the advanced systems.


These additions to the already broad microcomputer field mark a move by Data General to capture a sizable piece of the personal/small business market. Unlike an earlier offering, the Desktop Generation are professional computers that maintain compatibility with both industry standard software and the company's superminicomputer software. They are intended particularly as corporate-level personal computers for both office automation and technical applications.

Coprocessors offer dual operation systems

The most interesting aspect of the tightly coupled coprocessor approach Data General has chosen is true operating system concurrency. By allowing two operating systems to run concurrently on the same microcomputer, up to four users can simultaneously execute proprietary software and either CP/M-86 or MS-DOS-based applications.

This dual operating system capability is achieved through the use of a microEclipse processor and an Intel 8086 processor. The microEclipse processor runs Data General's AOS, RDOS, or MP/AOS operating systems, while the 8086 operates under CP/M-86 or MS-DOS.

The company's 16-bit proprietary processor incorporates internal memory protection and allocation logic. Its internal CP/M and MS-DOS interface allows it to function in conjunction with either operating



system by controlling memory usage and allocation for the 8086 processor. In addition to serving as an I/O processor for the Intel CPU, the microEclipse processor establishes a memory map for the entire system. This memory map provides discrete RAM space for both operating systems and their applications. Thus, two diverse software environments reside in system RAM simultaneously. No page swapping is required when moving from one to the other.

All 8086 I/O requests are controlled by the Data General processor. If needed, a high priority interrupt demanding immediate attention can be assigned to the 8086 operating system at system generation time. Internal bus contention issues are resolved by tri-stating one processor's data and address lines when the other needs the buses.

Modular architecture is built around two 7" x 9" boards. In addition to the processors and their associated control circuitry, memory management and protection, control ROM (CROM), disk and display controllers, and 256K bytes of RAM are located on the two main boards. A floating point instruction set in

ROM is also included for use on the microEclipse processor.

Modularity and compatibility provided

The system's modular design philosophy assumes that users will require increased functionality with time. Hardware modules of 4.5" x 12" x 9" snap together (no cabling required) and provide users with incremental performance steps. The power supply, floppy disk, Winchester disk, and CPU modules can be located off-desk (see Photo), and also simplify maintenance operations.

Compatibility with the company's full line of 16- and 32-bit Eclipse computers is promised, and a host of communications options are available. In addition to proprietary communication packages, the micros also support IEEE 802, X.25, HASP, SNA, SDLC, and 3270 protocols. Interfaces are also available for IEEE 488, and USAM-4, which is a 4-line universal synchronous/asynchronous multiplexer.

Mass storage is provided in the form of 5¼", double-density floppy or floppy drives using the IBM PC's 8-sector/track format. A 15M-byte Winchester is also available, as is a

(continued on page 50)

Parlex custom interconnection and packaging products.

A.

Depend upon Parlex for innovative custom designs that reduce costs and generate new dimensions in electronic interconnection and packaging.

Flexible Circuits

A. Single-sided and double-sided, fineline circuitry with plated-through-holes, with or without backer boards for component mounting. Cost effective, error-free interconnections. Commercial and MIL-P-50884 requirements from prototypes to high volume.

Flat Cable

B. Round or flat conductors, bulk or custom design, choice of several conductor and insulation materials. Can meet MIL-C-55543A, NASA 729, and U.L. requirements. Available in shielded configurations and a variety of terminations.

Flexilayers®

C. The ultimate in flexible-rigid multilayers, Flexilayers® are Parlex specialties. They satisfy the most sophisticated high-density interconnection and packaging applications and conform to applicable military specifications.

® Flexilayers is a registered trademark of Parlex Corporation.

Thick-Film Hybrids

D. Low-cost thick-film hybrids provide creative, space-saving alternatives to the larger, higher-cost conventional assemblies of IC's and discrete components. Combinations of hybrids with flexible circuits and flat cable create an advanced packaging technology.

Custom Assemblies

E. We assemble one or more of our products to any of a wide variety of connectors or other terminations and devices. Assembly may involve precision soldering, potting plus conformal coating, computer testing of electrical parameters, reliability and environmental testing.

Rigid Multilayers and PWB's

F. Available in epoxy-glass or polyimide material, two to twenty-four layers conform to U.L. requirements and to MIL-P-55110C, GF and GI materials. Types I, II, and III. Fineline circuitry is produced with conductors and spacings as narrow as .004".



Parlex application and design engineers are ready to help solve your most difficult design problems. Call us at 617-685-4341 or write Parlex Corporation, 145 Milk St., Methuen, MA 01844.

Write for handy reference product catalog.

Data General

(continued from page 48)

15M-byte cartridge tape for backup. Memory options abound and, depending upon the family member, run from 128K to 2M bytes of RAM. A minimum of 512K bytes is recommended for dual operating systems.

In recognition of the role graphics play in office and business computing, Data General is providing a variety of graphic options. Medium resolution, bit-mapped monochrome (12") and color (13") displays are available. A 4096-color palette is also supplied, and display resolution is 640 x 240 pixels.

Graphics and alphanumeric characters can be displayed simultaneously and a DMA channel between the display and hard disk allows high speed transfer of graphic data. The system also supports a graphic tablet and mouse, and the GKS software standard.

An entry level model 10 is priced at \$3200, and the line tops out at slightly over \$17,000 for a fully configured model 30. **Data General Corp**, 4400 Computer Dr, Westboro, MA 01581.
Circle 211

INTEGRATED CIRCUITS

Silicon Glen aims at European market

"Purveyors of fine technology since 1765" is the punch line of an ad used by the Scottish Development Agency (SDA) to call attention to the scientific capabilities of Scotland. To stress that point, the SDA recently invited a group of editors from seven U.S. based trade magazines and newspapers to visit selected plants and universities in the middle-Scotland stretch, including Strathclyde, East Kilbride, Livingston, and Glenrothes, as well as the two major cities of Glasgow and Edinburgh.

There is much competition within the British Isles, particularly among Scotland, Wales, and Ireland, to attract companies. Incentives are many: available facilities with as much as three years free rent, willingness to custom-build new plants, tax breaks, plenty of talented labor, and an excellent interface with high technology groups at several universities. Moreover, although salaries and employee benefits are relatively low, there is only a 2.6% turnover of salaried staffs; and labor disputes, at least in Scotland, seem to be rare. (An estimated 65% of the workers are nonunion.)

Much of the industry in the middle-Scotland area is related to semiconductor technology. As was done by computers and peripheral manufacturers in the various sec-

tions of Britain, semiconductor manufacturers have located plants in Scotland in order to meet trade competition. Motorola, National, General Instrument, Hughes, and Burr-Brown from the United States and NEC from Japan manufacture a variety of semiconductor devices: memories and microprocessors from Motorola, National, and NEC; nonvolatile memories and gate arrays from General Instrument; and custom devices from Hughes and Burr-Brown. Most of these firms develop, manufacture, and market devices that specifically meet European standards; however, at least one firm merely breaks apart and packages devices from wafers that are fully processed at the home plant. Based primarily on the manufacturing output of those companies, Scotland has become the "center of European (Common Market) semiconductor manufacturing," producing 21% of Europe's requirements and 79% of the United Kingdom's needs.

Technologies involved include NMOS, CMOS, HMOS, bipolar, SOS, and hybrid. Most companies use, or plan to use, 4" or 5" wafers and 2-, 2.5-, or 3-micron geometries. Numbers of employees currently range from 35 to 1300, facility sizes

(continued on page 52)

What is "The Alps Advantage", and why is it important to you, our customers?

Essentially, The Alps Advantage encompasses a whole series of customer benefits, brought together to help give you a competitive edge in your marketplace.

Welcome To The Alps Advantage For design engineers, it means a vast array of electro-mechanical components and system products — particularly noteworthy for their innovative

technology, state-of-the-art performance, high degree of miniaturization, built-in quality and long-life reliability. It also means a never-ending flow of new product introductions and helpful application engineering assistance from our Technical Product Managers.

For purchasing and production people, The Alps Advantage takes on other meanings — competitive pricing, automated manufacturing facilities and on-time deliveries. Equally important, it means a special kind of philosophy based on a spirit of teamwork and cooperative customer relations.

The Alps Advantage is everything you need to improve your products and enhance your competitive position — and everything you'd expect from a world-class supplier. Since its founding in 1948, Alps Electric Co., Ltd. has experienced steady, stable growth — to a level of world-wide sales now up to \$1-billion per year!

We look forward to the opportunity of putting The Alps Advantage to work for you — to get started, please contact the Alps Sales Rep nearest you:

AL	Huntsville (Jack Harvey & Assocs.)	(205) 536-4414
AR	Phoenix (Eltron)	(602) 266-2164
CA	Santa Clara (Nova-Tronix, Inc.)	(408) 727-9530
CA	Woodland Hills (Relcom, Inc.)	(213) 340-9143
CA	San Diego (Cerco)	(714) 560-9143
CO	Englewood (Nelligan Co.)	(303) 761-2121
FL	Plantation (Gallagher & Assocs.)	(305) 473-2101
GA	Norcross (Jack Harvey & Assocs.)	(404) 449-4643
IL	Arlington Heights (Micro Sales, Inc.)	(312) 956-1000
IN	Indianapolis (Jack Harvey & Assocs.)	(317) 872-1031
IN	Kokomo (Jack Harvey & Assocs.)	(317) 453-4260
KS	Kansas City (BC Electronic Sales, Inc.)	(913) 342-1211
KS	Wichita (BC Electronic Sales, Inc.)	(316) 942-9840
MD	Timonium (Allen Assocs.)	(301) 252-4133
MA	Waltham (Technology Sales, Inc.)	(617) 647-5700
MI	Oak Park (A. Blumenberg Assocs., Inc.)	(313) 968-3230
MN	Minneapolis (PS.I.)	(612) 944-8545
MO	St. Louis (BC Electronic Sales, Inc.)	(314) 291-1101
NJ	Boonton (PAF Assocs.)	(201) 335-0680
NY	Smithtown (PAF Assocs.)	(516) 360-0940
NY	Albany (Reagan/Compar.)	(518) 489-4777
NY	Endwell (Reagan/Compar.)	(607) 723-8743
NY	Fairport (Reagan/Compar.)	(716) 271-2230
NY	New Hartford (Reagan/Compar.)	(315) 732-3775
NC	Raleigh (Burgin-Kreh Assocs., Inc.)	(919) 781-1100
OH	Rocky River (Norman Case Assocs.)	(216) 333-0400
OK	Tulsa (Norcom, Inc.)	(918) 832-7747
PA	Willow Grove (Harry Nash Assocs.)	(215) 657-2213
TN	Johnson City (Jack Harvey & Assocs.)	(615) 928-7588
TX	Dallas (Norcom, Inc.)	(214) 386-4888
TX	Austin (Norcom, Inc.)	(512) 451-2757
TX	Houston (Norcom, Inc.)	(713) 933-6021
VA	Lynchburg (Bergin-Kreh Assocs., Inc.)	(804) 239-2626
WA	Bellevue (Venture Electronics)	(206) 454-4594
CANADA:	St. Laurent (Vitel Electronics)	(514) 331-7393
CANADA:	Mississauga (Vitel Electronics)	(416) 676-9720
CANADA:	Stitsville (Vitel Electronics)	(613) 836-1776

The Alps Advantage in micro-printers:

"Simply amazing, yet amazingly simple!" That's the usual reaction to our new Series DPG printer-plotters. We think you'll agree they're a good example of the innovative technology that's such an important part of The Alps Advantage. Totally unique and different from any other printer on the market today, they offer an exclusive combination of design and performance features:

Ball point pen writing, for alpha-numeric and graphics. Exclusive ink technology developed by Alps makes possible the use of specially engineered, tiny ball point pens that actually *write*, in 1 or 4-colors, with a simultaneous plotter action in the X and Y-axes. Virtually unlimited

capability for character size variations, special symbols, images, even 3-D graphics.

Battery operated, totally portable. Four Ni-Cd rechargeable batteries power the DPG, ideal for portable applications. Or, use an AC-DC line converter for fixed installations.

2 1/4" or 4 1/2" plain paper. All DPG mechanisms use standard commercially available plain paper: 2 1/4" for Models DPG 11 or 13 (1 or 4-color); 4 1/2" for Models DPG 21 or 23 (1 or 4-color).

High performance specifications. Printing speed 12 characters per sec. average. Column capacity up to 40 for 2 1/4" models; 80 for 4 1/2" models.

5 VDC operation. A choice of intelligent LSI driver-controllers is available, depending on model and application requirements.



Get your hands on The Alps Advantage. There are many ways we can help you—technical data, evaluation samples, application assistance, price-delivery information, etc. Write or call today, and let us put The Alps Advantage to work for you.



ALPS ELECTRIC (USA), INC.

100 N. Centre Ave., Rockville Centre, NY 11570
Phone 516-766-3636 • Telex (WU)14-4508

**Series DPG microminiature printer-plotters.
Alpha-numeric and
graphics in 1 or 4-colors.
Battery operated,
totally portable.**



CIRCLE 26

Silicon Glen

(continued from page 50)

from 35,000 to 150,000 ft² (3000 to 14,000 m²). Projections for current and future expansions call for from 700 to 2100 employees and 75,000 to 300,000 ft² (7000 to 28,000 m²) of space.

Apparently, there is no lack of either engineering talent or skilled or trainable personnel. Several colleges and universities provide a fine pool of well-educated electronic engineers. Generally, electrical en-

gineering departments stress micro-fabrication, computer technology, or microelectronics with particular emphasis on the needs of the semiconductor fabrication companies.

Non-engineering personnel are also readily available and, according to company representatives, there is little problem in training them to meet the requirements for fabrication or technician positions. At least one company hires mostly inexperienced personnel (as young as 16 years old) and molds them to set specifications.

Of course, the concentration of semiconductor fabricators is backed by a proliferation of material suppliers. For example, Barr & Stroud provides germanium and lithium niobate wafers; Heraeus Silica, fused silica and quartz glass; and Compu-graphics, semiconductor masks. The proximity of these suppliers guarantees the necessary working materials without the relatively long delays required to receive shipments from the Continent or the United States.

University/college backup

Three scholastic institutions, the major sources of engineers for the area, are influenced by the requirements of semiconductor and related firms. Each has its particular areas of specialization, which are noted in the research grants funded by the U.K. government's Science and Engineering Research Council (SERC), the U.K. Ministry of Defence, and private firms.

Glasgow University's Electronic and Electrical Engineering Department fits its research projects into two broad classes. In the first class—electronics and materials engineering—studies include very high resolution electron beam and X-ray lithography as well as molecular beam epitaxy of semiconductor compounds. Concentration in the latter area covers gallium arsenide, indium phosphide, aluminium gallium indium arsenide, and the lithium niobate group of materials. Systems engineering—the second research class—includes control and simulation and pattern recognition.

(continued on page 56)

D-SIZE PLOTTER

\$5590*

***Single unit price for end users... Substantial discounts for OEM quantities**

Best Value

Alpha Merics' two plotters are the best value in the field: Alphaplot II (24 x 34") at \$5590 and Alphaplot I (18 x 30") at \$4590.

Plug Compatibility

Alphaplot's plug compatibility means that you can use it with any computer running software incorporating Hewlett-Packard HP/GL, Tektronix PLOT 10 or Houston Instruments DMPL protocols. Available with RS-232-C interface.

Intelligent With 8000 Byte Memory Buffer

They're the only plotters on the market that provide an 8000 character communications buffer which allows your computer to quickly download the drawing commands to the plotter. The plotter then works independently, freeing the host computer for other tasks.

Exclusive Open-bed Plotter Takes Any Size Media

These large, open-bed plotters can be used for larger than C or D size drawings... they can be used with any size or type of media.

Quality, Speed and Precision


The Alphaplot's unique mechanism is reliable and has been in worldwide use for over four years. Alphaplots use wet ink drawing pens as well as felt tip markers and fiber tips. Drawing quality, speed, repeatability and resolution are all excellent.

Alphaplot I and II. High quality. Intelligent. Open-bed. Low Cost. The best value in computer plotters!

Call Mark McGrew at (213) 709-1155

Alpha Merics Corporation

20931 Nordhoff Street, Chatsworth, California 91311
(213) 709-1155, Telex 182314



digital VAX 11/780

**EMULOGIC[®]
WAKES UP YOUR
SLEEPING GIANT.**

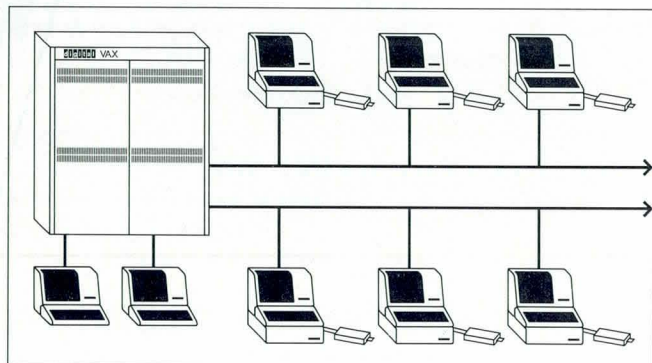
INTRODUCING EMUNET-2. THE FIRST MULTI-USER μ P DEVELOPMENT SYSTEM TO BRING ALL THE POWER OF VAX TO EVERY DESIGN TEAM MEMBER.

Up till now, the giant of engineering applications was always caught napping when it came to microprocessor development.

Enter EMUNET-2.

It's the first system to harness *all* of VAX's 32-bit power, *all* of VAX's development tools, *all* of VAX's information management capabilities, and *all* of VAX's mass storage and peripheral facilities, *all* for microprocessor development.

Better still, EMUNET delivers VAX's awesome power right to the workstation of every hardware and software engineer on your development team. Even if that means 60 individual designers.



EMUNET-2 supports as many as 60 hardware and software designers.

It's all made possible by our unique multi-drop, 1-Mbaud coaxial cable that links VAX[®] to every emulation workstation. At that speed, your designers won't waste time waiting to download their programs.

What's more, our cable is 5000 feet long and flexible. So you can configure EMUNET any way and anywhere you want.

THE WORLD'S BEST MULTI-USER μ P DEVELOPMENT SYSTEM.

EMUNET-2 is a giant of a system. It combines the processing power of VAX with features no other development system can come close to duplicating. Such as high-speed, no-wait-state emulation. Eight 78-channel real-time breakpoints. Full-speed, 32-bit maps and offsets. And a 511 x 72-bit real-time trace with full disassembly.

And EMUNET is no dummy. Every intelligent emulation workstation can offload your VAX and work independently from the host. Virtual disk software makes all disk operations transparent to VAX.

Of course, our system is equipped with all the cross assemblers, linkers, symbolic debuggers, and other software tools you need to emulate today's most popular 8- and 16-bit processors. Including the 68010, 68000, 8086, 8088, and more. And you can run the software on your VAX or any local workstation.

By the way, if you're not ready for our VAX-based system, you can start with our compatible EMUNET-1 with a PDP-11[®] host, or even a stand-alone ECL-3211. Then, as your application grows, work up to EMUNET-2 and VAX. All your hardware and software are transportable from system to system.

ENGINEERS LOVE EMUNET.



No other system combines the power of VAX with the independence of intelligent workstations the way EMUNET does. Which is why it's a favorite of so many hardware and software engineers. Of course, they also like working with the sophisticated development tools of the

world's most advanced development system, the Emulogic ECL-3211.

And, if you manage any kind of development project, you'll find our system offers unequalled coordination and control of the entire project.

Emulogic's EMUNET-2. Isn't it about time you woke up your VAX?

For more information, write Emulogic, Inc., 3 Technology Way, Norwood, MA 02062. Or call 800-435-5001.

VAX and PDP-11 are registered trademarks of Digital Equipment Corporation.
EMUNET is a trademark and Emulogic is a registered trademark of Emulogic, Inc.

EMULOGIC[®]

MICROPROCESSOR
DEVELOPMENT SYSTEMS

BE SURE TO VISIT US AT  **Wescon/83**

European Distributors: Austria: Walter Rekirsch, (43 222) 235555; Denmark: Instrutek, (45 5) 611100; France: YREL, (33 3) 9568142; Netherlands: Software Sciences, (31 20) 461331; Sweden: Aktiv Elektronik AB, (46 8) 7390045; Switzerland: Instrumatic AG, (41 1) 7241410; United Kingdom: MSS, (44 494) 41861; West Germany: Instrumatic Electronic GmbH, (49 89) 852063.

VAX 11/780



REGISTERS	NO	MAPPING	TRACE	SYSTEM
D0	00000006	A0 00000100	MFC FROM TO ASSG TYP	ON OFF BREAK POINTS
D1	12345678	A1 00000000	- 000000-000000	0 OFF B7 > B0 000230 ON
D2	00000000	A2 00000003	S 000000-007FFF	1 RAM B1 UNDEF OFF
D3	00000000	A3 00042354	S 000000-00FFFF	2 RAM B2 UNDEF OFF
D4	FFFF0000	A4 00000000		B3 UNDEF OFF
D5	00700077	A5 00000000	SFC S	B4 UNDEF OFF
D6	000000FF	A6 00000000	SFC S	B5 UNDEF OFF
D7	00000000	A7 000014FE	YBR 00000100	T S I X N Z V C EFC
PC	000200	SS 000003F0	SR 2705	0 1 7 0 0 1 0 1 6

LOC ADDRESS	INSTRUCTION	DATA	EXTERNAL F	BBBB I	WV	UL	RR	P
499	00022C TRAP #0	4E40 00000000	S	1111	7	11	0	00 11 1 1
500	00022E NOP	4E71 00000000	S	1111	7	11	1	00 11 1 1
501	0003F1	022E 00000000	S	1111	7	11	0	00 11 0
502	0003F0	2700 00000000	S	1111	7	11	0	00 11 0
503	0003F2	0000 00000000	S	1111	7	11	1	00 11 0
504	0003F6	00B0 00000000	S	1111	7	11	0	00 11 0
505	0001B0	0000 00000000	S	1111	7	11	1	00 11 1
506	0001B2	0230 00000000	S	1111	7	11	0	00 11 1

C: TYPE: 80010
 M: FREQ: 8000 KH
 E: SCHED: 1
 L: MODE: COMMAND

EMULOGIC

SET-UP

ESC 1 2 3 4 5 6 7 8 9 0 - = ~ BACK SPACE BREAK 7 8 9 -

TAB O W E R T Y U I O P { } DELETE 4 5 6 ,

CTRL CAPS LOCK A S D F G H J K L ; : RETURN / 1 2 3

NO SPACE SHIFT Z X C V B N M < > ? / SHIFT LINE FEED 0 ENTER

Silicon Glen

(continued from page 52)

Most of the research in these areas is application oriented, but work is also being carried out on the development of general techniques.

Current research at Paisley College of Technology involves electro-optical effects in liquid crystal films, gas discharge physics, reliability of monolithic integrated circuits, mathematical modeling of electromechanical devices, image processing, and robotics. The College also provides consultant services to industrial organizations and arranges short courses within companies.

One of Britain's largest and most modern universities, Edinburgh University, obtains £8M of its £60M income from research grants and contracts. All of its research and development activities fit under an umbrella that the University calls "information technology" (IT). Unlike the scope of work at most

other educational institutions, IT includes the development of products that can then be sold for profit. Wolfson Microelectronics Institute, a fully commercial subsidiary company handles that phase of operations.

Artificial intelligence

As in many academic and industrial organizations throughout the world, artificial intelligence (AI) is recognized at Edinburgh University as an important discipline. Its AI Department collaborates with other departments within the University as well as with the Massachusetts Institute of Technology (robotics), Stanford University (natural language), and Carnegie-Mellon University (the PERQ machine) in the United States, and Grenoble University (robotics) in France.

Under a SERC grant, the AI Department has been investigating

the use of robots for assembly tasks. Research Fellow Mrs Patricia Ambler and Research Associate Mr Chris Malcolm said that members of their project are experimenting with a Puma robot to assemble a simple wooden model. They are developing a robot command language called RAPT for robot APT. (APT is the better known acronym for automatically programmed tools, a numerical control language.)

RAPT, which can be used with other robots as well, is intended for use by non-computer experts to program assembly robots. Assembly tasks are programmed in terms of the job to be done and how objects are to be fitted together instead of how the manipulator should be moved.

Other areas of study in the AI Department include languages and systems, mathematical reasoning, vision and remote sensing, natural language, planning systems, and computers in education. The last area uses LOGO, which is equivalent to a substantial subset of LISP. And, of course, the Department is involved in intelligent knowledge based systems—more commonly known as expert systems. (For a recent review of an application for the latter, see "Prospects for Expert Systems in CAD," by Mark J. Stefik and Johan de Kleer, *Computer Design*, Apr 21, 1983, pp 65-76.)

—Syd Shapiro, *Managing Editor*

SYSTEM TECHNOLOGY
(continued on page 63)

Think FAST.



If you're looking for high speed and low power in drivers, receivers, multiplexers, ALUs, latches and registers, think FAST™ Fairchild Advanced Schottky TTL.

Come to think of it, call your nearest sales office and ask for the FAST Data Book. Or contact the Product Marketing Dept., Fairchild Digital Products Division, 333 Western Avenue, South Portland, Maine 04106.

FAIRCHILD
A Schlumberger Company

FAST is a trademark of Fairchild Camera and Instrument Corporation for Digital Products. Fairchild Camera and Instrument Corporation.

Get your own

If you're reading someone else's copy of Computer Design, why not get your own? To receive a subscription-application form, circle 504 on the Reader Inquiry Card.

OUR FOURTH DIMENSION IS MOTION.

GRAPHICUS 80 is the only low cost work station that displays 3D objects in motion ... our fourth dimension. Examine your design from any angle while it is locally rotated ... as though you held it in your hand. Simulate motion of moving parts to evaluate a working model without having to build it. Just what you've needed for CAD/CAM. Perfect for animation and simulation ... and **GRAPHICUS 80** is the only dynamic 3D work station for under \$20,000.*

GRAPHICUS 80 has a fifth dimension too ... detail. Its technology produces very fine, perfectly smooth lines. And **GRAPHICUS 80** has an edge of 16 to 1 with its display resolution of 4096 x 4096. So whether you *window in*, zoom, or just look closer ... our display has the detail you need for demanding applications.


GRAPHICUS 80 is compatible with SIGGRAPH standards and popular graphics software like **TEK Plot 10**** and **ANVIL 4000*****.

Let us show you what the added dimensions of **GRAPHICUS 80** could mean in your application. Call Vector Automation at (301) 433-4202 for a demonstration.

*Price for quantity 20 work stations in dual station configuration.

**TEK Plot 10 is a registered trademark of Tektronix Corporation

***ANVIL 4000 is a registered trademark of Manufacturing and Consulting Services, Inc.




Vector Automation, Inc.

Village of Cross Keys, Baltimore, MD 21210 (301) 433-4202

CIRCLE 31

Display Image
Unretouched



INTRODUCING THE BEST THING NEXT TO THE TOWER.

Introducing Tower™ Annex.

It's a mass storage add-on that transforms the original Tower into the even more powerful Tower Complex. With up to 228MB. Plus streaming tape.

Now Tower 1632 by itself has always been a formidable rival for the minicomputer. With as much as 2MB of ECC memory. Plenty of mass storage. Industry standard flexibility.

Our operating system derived from UNIX* for maximum portability. And full communications capability for both peer level and host networking.

So if you're a minicomputer OEM, the Tower Complex may really have you worried. But we have the answer to your problem.

Instead of losing out as our competitor, why not become a winner again—by becoming a Tower OEM? Towers and Tower Complexes are substituting for minicomputers everywhere else—why not in your product line as well?

You'll have better performance, reliability and profits. Because nothing stands up to Tower 1632. Except Tower Annex. Call us at 1-800-222-1235 to learn more.



**BUILT FOR SYSTEMS BUILDERS.
TOWER 1632.**

NCR
OEM Marketing Division

NCR Corporation, World Headquarters, OEM Marketing Division, Dayton, OH 45479. Nationwide (800) 222-1235. In Ohio (513) 445-2380. In Canada (800) 268-3966.

*UNIX is a trademark of Bell Laboratories.

How To Avoid



**Give FCC Docket 20780
the silent treatment
with connectors
from ITT Cannon.**

There's a new code of silence in Washington. It's called FCC Docket 20780. And, beginning October 1, 1983, your system will have to meet its stringent EMI/RFI requirements. One company's connectors already do. The ones from ITT Cannon.

Our Shield of Integrity.

The Cannon® D Series of subminiature shielded/shrouded connectors help main-

tain the integrity of your entire shielded system.



Our shield is crimped to the cable to maximize shielding capability and provide a low-impedance path to the ground.

The shroud/plastic back-shell isolates the user from ground potentials that may exist on the shield. And plastic strain-relief members are provided to prevent cable pull-out. The center-latched version is available in configurations of 9, 15, 25 and 37 contacts.

**Systems should be seen.
And not heard.**

Cannon's D Subminiature Transverse Monolith connectors reduce EMI/RFI noise




**D Subminiature
Shielded D Series**



Capitol Punishment.



D Subminiature Transverse Monolith Filter Connectors



to help meet Docket 20780 requirements.

The addition of the transverse monolith filter expands the technical versatility of the D Subminiature without adding to the overall dimensions of the connector. And these Cannon connectors are available in contact arrangements of 9, 15, 25 and 37, with a wide range of capacitances and cutoff frequencies offered.

Join the Silent Majority.

Write for ITT Cannon's free brochure, "Silent Solutions To Your EMI/RFI Problems." Because with a regulation like Docket 20780 on the books, it's hard to keep quiet.


For more information on Transverse Monolith Filter Connectors, contact Phoenix Division, ITT Cannon, 2801 Air Lane, Phoenix, AZ 85034. Telephone: (602) 275-4792.

Contact Commercial/Industrial Products for more information on the D Subminiature Shielded D Series. ITT Cannon, a Division of International Telephone and Telegraph Corporation, 10550 Talbert Avenue, Fountain Valley, CA 92708. Telephone: (714) 964-7400.

CANNON ITT
The Global Connection

CIRCLE 33

proNET™



to go the distance.

The more critical your networking requirements, the better proNET™ looks. Designed for total fiberoptic compatibility, proNET's token ring local area networks are delivering high-speed, high-throughput, reliable communications in uncommonly demanding systems.

Where security or factory environments...very long cable runs...fail-safe operation...ultra low error rate...and economical installed cost are essential, proNET goes the distance.

A major university networking 40 or 50 VAX™ 11/750s in a heavily interactive, data-intensive application specified proNET to provide a research facility "unbounded in what it would permit us to do." ProNET outperforms its competitors in benchmarks run under 4.2 BSD UNIX™

and DECnet™ via Ringway™.

ProNET definitely has the ring of reliability. No coincidence that companies like Apollo, Racal-Milgo, Ungermann-Bass, Ztel and now IBM have introduced or are about to introduce networks like proNET.

We'll demonstrate conclusively how proNET will take you the distance...supporting as many computers, terminals and workstations as you need...using the best media for your environment...with fast, accurate fault location and analysis...with fail-safe operation...and at the best installed cost. Call the nearest Proteon sales office or the factory directly at (617) 894-1980 or write Proteon, Inc., 24 Crescent Street, Waltham, MA 02154.

proteon

VAX and DECnet are trademarks of Digital Equipment Corporation. UNIX is a trademark of Bell Telephone Laboratories. Ringway is a trademark of Technology Concepts Inc.

Controller mixes different disk drives

Support of up to two different types of Digital Equipment Corp disk drive configurations on its four ports is Emulex Corp's claim for its Model SC31-BX emulating controller. In addition to emulating over 60 different RP and RM drive configurations, the SC31-BX can also map multiple logical disk drives on a high capacity physical drive for lower per-byte storage costs.

Any SMD-compatible disk drive (80M bytes or larger) can operate on the Unibus of PDP-11 and VAX-11/730 computers using the controller. Both conventional data rates (1.2M bytes/s) as well as the faster throughput of high density disk drives (1.8M bytes/s) are supported. In this way, users can take advantage of newer storage technologies while still retaining older disk drives for archive and image backup.

Unlike other disk controllers that use separate firmware sets for each drive family, the SC31-BX contains in its firmware the necessary drive parameters for all popular disk subsystems supported on the PDP-11 and VAX-11/730 computers. In PDP-11 Unibus applications, the controller emulates the RH-11 interface operating with RM-02/RM-03/RM-05/RM-80 or dual RP-06 disk subsystems with capacities ranging from 67.4M to 348.8M bytes. For the VAX-11/730, the RH-11 interface is also used to emulate RM-02/RM-03/RM-05/RM-80 or expanded RM-80 disk subsystems with capacities up to 405.2M bytes. Furthermore, no firmware changes are necessary to use the controller in any of the predefined configurations since all changes are switch selectable.

Its flexibility also extends to the ability to mix two drive types on any of the four ports. The user is required to specify only the physical address of the desired disk drive and the port address on the controller. This capability is similar to that of smart printer controllers that can address different types of parallel and serial printers through software intervention.

On the SMD interface side, the SC31-BX can operate drives with differing numbers of heads and cylinders. A configuration PROM set at the factory defines the necessary drive parameters according to user specifications, and the firmware converts these to the desired DEC-compatible configurations.

In a similar manner, multiple DEC disk drives can be emulated on a single high capacity physical drive. Such an approach typically requires changes in the drive parameters stored in firmware and modifications to the software drivers, however. An advantage to such an implementation is the extended storage capacity possible, (especially in the newly introduced 500M-byte drives), with relatively minor modifications.

Similar efforts are made to support SMD drives with the faster data transfer rate (1.8M bytes/s). Existing software drivers already provide the capacity for high transfer rates, but were deliberately limited to take into account bus restrictions present when Unibus was first conceived. The SC31-BX provides an 8K buffer to accommodate as many as 14 sectors during high speed transfers.

Furthermore, a DMA throttle monitors the waiting time for other pending requests, and can suspend the controller's activity to allow for other DMA transfers. A programmable deadband time can also be implemented so that CPU functions (including interrupt servicing) are not locked out for excessive amounts of time by disk transfers. Thus, bus contention can be "fine tuned" for optimum system throughput on heavily populated Unibus configurations.

All DEC operating systems and diagnostics can be used with the controller, with onboard internal self-test also provided via LED displays. The SC31-BX also generates a 32-bit error correction code to correct single error bursts up to 11 bits and to detect longer length bursts.

(continued on page 64)

proNET™



Put it to the test.

SYSTEM CHARACTERISTICS

- True 10 Mbit/sec. data rate
- Token-passing arbitration for deterministic access
- Logical ring configuration for high throughput and low error rate
- String-of-stars geometry for ease of installation and maintenance
- Allows mixed media within a network for optimum cost and performance

COMPATIBLE OPERATING SYSTEMS

VMS™	IBM VM/370
UNIX™	RMX-86™ (fall '83)
RSX-11M™	MS™-DOS
RT-11™	CP/M® (fall '83)

COMPATIBLE HARDWARE INTERFACES

UNIBUS™	IBM-PC
Q-BUS	UNIVERSAL INTERFACE (fall '83)
Multibus™	

proNET NETWORKING SOFTWARE

RINGWAY™ for DECnet™
 TCP/IP (DOD Std.)
 HDLC (for high-transfer rates)
 Also - bridges to other networks and front-end processors for other host computers
 Ask about the proNET™ IBM-PC interface.

Maryland, Virginia, DC
 Gans & Pugh
 (703) 527-3262

Texas, Oklahoma
 Mid-Southwest Data Systems
 (214) 669-0382

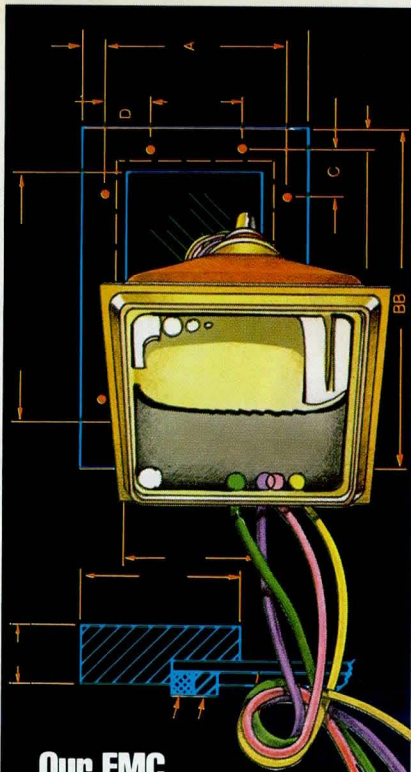
California
 Pacific Computer Marketing
 (213) 519-0679

Colorado
 Colorado Computer Cable
 (303) 447-9713

Or, for immediate action call the factory at:
 24 Crescent Street, Waltham, MA 02154
(617) 894-1980

RINGWAY is a trademark of Technology Concepts Inc. VAX, DECnet, VMS, RSX-11M, and RT-11 are trademarks of Digital Equipment Corporation. Multibus and RMX-86 are trademarks of Intel Corporation. UNIX is a trademark of Bell Telephone Laboratories. MS-DOS is a trademark of Microsoft. CP/M is a trademark of Digital Research Corporation.

proteon



Our EMC viewing windows keep interference under glass.

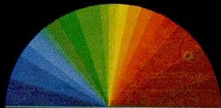
When the cathode ray tube on a computer terminal was emitting electromagnetic interference (EMI), Spectrum Control, Inc. was called in. Spectrum is a full-service company that provides professional electromagnetic compatibility (EMC) testing, consulting, manufacturing and design. Our experts solved this EMI problem by installing a shielded viewing window* over the CRT. A window that kept internal emissions harmlessly inside the equipment.

Spectrum also designs and manufactures EMI/RFI suppression filters, gaskets, capacitors and many other custom and standard interference control devices. Our computer database contains over 57,000 product variations to help us solve any EMC problem you may encounter at any stage of your system's development. And our testing facilities include a completely equipped Anechoic Chamber and open field sites.**

So contact us about your EMI problem. Write: Spectrum Control, Inc., 2185 W. 8th St., Erie, PA 16505. Or call: 814-455-0966.

*See Engineering Bulletin 27-0027-41. U.S. Patent No. 4,247,737

**Spectrum's testing facilities meet all FCC, VDE, CISPR, CSA and MIL-STD 461 A/B requirements.



SPECTRUM CONTROL INC.

Since 1968...making technology compatible with technology.

CIRCLE 35

Controller mixes

(continued from page 63)

Both PDP-11 and VAX-11/730 versions of the controller reside on a single hex printed circuit board that takes up only one small peripheral control slot. The VAX-11/730 version also comes with the VAX/UM software package that consists of the formatter, driver, boot routines, and diagnostic modules. Either ver-

sion can generate DEC-compatible media when the disk pack is identical to that of the equivalent DEC drive.

Single-unit pricing for the SC31-BX starts at \$4900. Delivery is quoted at 30 days ARO. **Emulex Corp.**, 3545 Harbor Blvd, Costa Mesa, CA 92626. **Circle 212**

Buffering tape controller speeds data transfers

Using a 64K-byte buffer, the Tape Dimension III controller from Western Peripherals (Irvine, Calif) accommodates data transfers to half-inch tape drives at speeds approaching 125 ips. A separate Unibus frontend processor handles the necessary handshaking needed for TS-11 emulation on Digital Equipment Corp's VAX-11 and PDP-11 computers, while the main processor can manipulate data in any of three recording formats, ie, nonreturn to zero inverted (NRZI), phase encoded (PE), and group code recording (GCR).

The large onboard buffer makes the emulating tape controller ideal for demanding applications such as data acquisition and high speed backup of Winchester disk drives. Such applications typically record data at 6250 bpi (GCR format). Other controllers with small buffers often generate data late conditions because of the need for multiple DMA transfers. In realtime situations like satellite telemetry and seismology, data late conditions often cause information to be lost. Other applications see an overall degradation in system performance as these controllers interrupt the bus many times to transfer information.

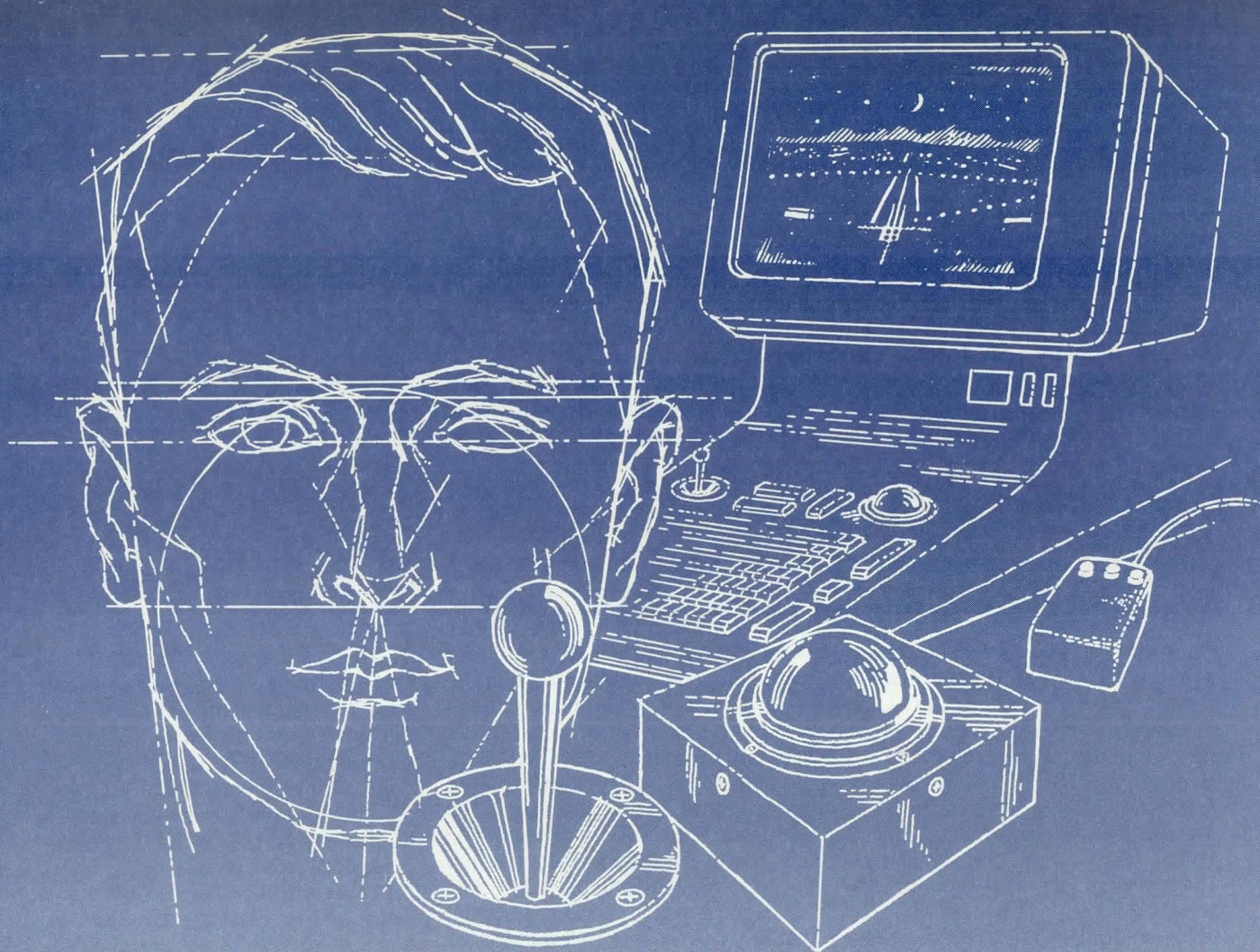
In contrast, the Tape Dimension III requires only a single DMA transfer to obtain data. Thus, it acts as an intelligent data staging area that minimizes the number of start/stop operations occurring on the tape drive. In fact, the controller

is capable of on-the-fly transfers if the host processor can pass data at the maximum 800K-byte/s capacity of GCR tape drives operating at 125 ips. This is usually not the case because of the amount of system traffic that occurs along the bus, especially the slower programmed I/O transfers involving peripherals like card readers and line printers.

Critical to its high throughput is the controller's asynchronous Unibus frontend control logic that handles bus arbitration without supervision of the main bit-slice processor. Other controllers require that asynchronous control signals be synchronized with the clock of the onboard processor (eg, 200 ns for 2901-based controllers) in order to test signals and take necessary action. Delays imposed by synchronization often lead to reduced efficiency since the controller must either hog the bus or relinquish control many times.

Meanwhile, the control logic on the Tape Dimension III acts as a Unibus sequencer for the onboard processor. It takes asynchronous commands issued along Unibus and directly executes necessary actions needed for bus arbitration. The onboard bit slice processor merely issues commands that call for read/write operations between the host processor and associated tape drives.

This controller will handle up to four dual-density drives or four
(continued on page 66)



What kind of operator do you design for your terminals?

When you design a work station, you naturally look for positioning and tracking controls that will permit optimum efficiency, speed and accuracy. Yet, sometimes the most critical link in the entire system is neglected.

The operator.

No matter how good positioning and tracking controls may be, their effectiveness is diminished in proportion to the difficulty in using them. Obvious? Yes. Disregarded? Often.

But not by Measurement Systems.

We're a leading designer and manufacturer of joysticks, trackballs and control grips. From our beginnings a quarter of a century ago, we've recognized the importance of the human element in successful equipment design. We've spent substantial time and money researching the interaction of man and machine. We've become experts in the human factors in control design.

We've put our extensive knowledge to good use. For example, a joystick that's perfect for one type of application is often totally unsuitable for another. So we offer joysticks in numerous sizes and models, each with features suitable for the special requirements of dissimilar applications.

Versatile as they are, if our standard models don't meet your needs, we'll work closely with you to design one that does. If you're designing a system, we'll assist you. Whether your design requires point-to-point positioning, tracking, mapping, processing or something more exotic, we can help.

Nor does it matter to us if you're a Fortune 500 company or a considerably more modest enterprise. You can count on us to respond to your needs with the same enthusiasm and thorough professionalism.

Let us help you put the human touch in your equipment. Talk to us. Write or call:

MS Measurement Systems, Inc.
121 Water Street, Norwalk, CT 06854, U.S.A. Phone 203-838-5561

Tape controller

(continued from page 64)

tri-density drives. Tape transports can be configured to run at speeds up to 125 ips, as well as intermix recording densities in 9-track NRZI, 9-track 1600-bpi PE format, or 6250-bpi GCR formats. The controller itself takes up a single printed circuit board that resides in a stan-

dard small peripheral control slot. Thus, no special backplane or cabinet is required. Interface cable connectors link the controller to the user-selected formatter.

The controller is completely software transparent to the VAX-11 and PDP-11 Unibus environment in-

cluding VMS diagnostics. Single-unit price for the Tape Dimension III is quoted at \$1983, with OEM quantity discounts available. Delivery is specified at 60 days ARO. **Western Peripherals**, 14321 New Myford Rd, Tustin, CA 92680.

Circle 213

SOFTWARE

Ada compilers—validated and available at last

After several years of debate, followed by a couple of years of frantic coding, compilers for the U.S. Department of Defense (DoD) standard computer language, Ada, are finally available. On April 11 of this year, the DoD's Ada Validation Office approved New York University's Ada/Ed compiler—a large, slow version targeted for educational applications. It has extensive error-handling abilities and provisions for checking input program semantics.

In mid-June, Data General (Westboro, Mass) and ROLM Corp (San Jose, Calif) also received a validation certificate for a compiler they developed jointly. Software developed for Data General machines runs on ROLM's mil-spec computers, and ROLM offers an Ada development workstation centered on its MSE/800 32-bit minicomputer. The workstation provides several ports for up to eight users, and produces code for several different processors by cross-compilation.

At present, these are the only products that can be advertised and sold as Ada without further qualification. Other products on the market featuring the name prominently in their advertising are either subsets of the standard language, or Ada-like languages with nonstandard extensions.

Dealing with delays

Intermetrics (Cambridge, Mass), one of the earliest contenders in the Ada compiler development race,

faces delays in bringing its own validated Ada compiler to market. As a result, a company spokesperson describes the relationship between Intermetrics and its client, the Air Force, as "at a sensitive point over renegotiation of schedules." A 4-month schedule slip has already resulted from the Air Force's insistence upon additional quality-assurance testing. Lately, reliability problems encountered by the government with other Ada projects and contractors have heightened quality-assurance awareness.

The company stresses, however, that it intends to have a production quality, high performance, optimizing compiler available by Nov 1984. Target performance is 1000 lines of code/min, in contrast to the lethargic 200- to 600-line/min performance the present ROLM/Data General Ada compiler supports.

Down the road at SofTech Inc (Waltham, Mass), Ada project development is also encountering delays. A company spokesperson indicates that this is due to the Army's modification of original project contract specifications. Since the Army has specified additional software tools, SofTech's delivery dates have slipped six months. Delivery is slated for July 1984.

SofTech emphasizes, however, that its package is an entire Ada environment, not merely a compiler. Its Ada Language System incorporates tools, utilities, and full documentation, all of which will be available simultaneously.

When asked if the Army's re-specification of its Ada project smacked of changing the rules while the game is in progress, SofTech's spokesperson (who preferred to remain anonymous) said that this sort of thing was par for the course with military contract work. This spokesperson added that as the deadline for Ada project completion drew near, the Army became more realistic and less grandiose in its expectations.

Only Ada will be acceptable

As a programming language, Ada will be tremendously important because of the sheer number of software contracts that the DoD issues every year. In the future, all of these contracts will require that the programming be done in Ada. No more FORTRAN, no more COBOL, and no more Jovial.

However, the fact that a given implementation of Ada is only a subset is not necessarily a reason to be wary. TeleSoft, (San Diego, Calif) has a fairly complete subset that has been accepted by the Joint Program Manager for the World-Wide Military Command and Control System (WWMCCS) as a basis for software development tools on pathfinder projects. The company is proceeding with development of a compiler for the full language but has not achieved it yet, nor has it received a validation certificate.

Gould Inc's SEL Computer Systems Division (Fort Lauderdale, Fla) has announced an Ada
(continued on page 68)

LANCTM

DEFINITION: LOCAL AREA NETWORK CONTROLLER.
SMC'S COM 9026—THE FIRST COMMERCIALY
AVAILABLE SINGLE-CHIP LOCAL AREA
NETWORK CONTROLLER.

NOW AVAILABLE: BOARD LEVEL PRODUCTS UTILIZING THE COM 9026.


What company would you expect to lead the way with something no one else in the semiconductor industry offers: a VLSI circuit controller for a local network that replaces over 100 SSI/MSI circuits with just one chip?

Standard Microsystems, of course.

Our COM 9026 Local Area Network Controller is the first commercially available MOS/VLSI circuit for local networks.

It's a complete protocol handler for token-passing systems such as the ARCNET system used by Data-point, Tandy and others.

The COM 9026 supports a self-polling token passing network operating at 2.5M Baud data rate. It avoids the fluctuating channel access times caused by data collisions in CSMA (Carrier-Sense Multiple-Access) schemes. The COM 9026 also contains a micro-programmed sequencer and all the logic needed



to follow the token passing on the network and send or receive data packets at the appropriate time.

Other functions include address decode, CRC checking and generation and packet acknowledgement and support of up to four 508 byte buffers.

The COM 9026 is a high-density n-channel silicon gate MOS circuit fabricated with SMC's COPLAMOS[®] technology. It's packaged in a 40 lead ceramic dual-in-line package and is immediately available in production quantities on an off-the-shelf basis.

For information on the COM 9026, contact Standard Microsystems Corporation, 35 Marcus Boulevard, Hauppauge, NY 11788. (516) 273-3100.

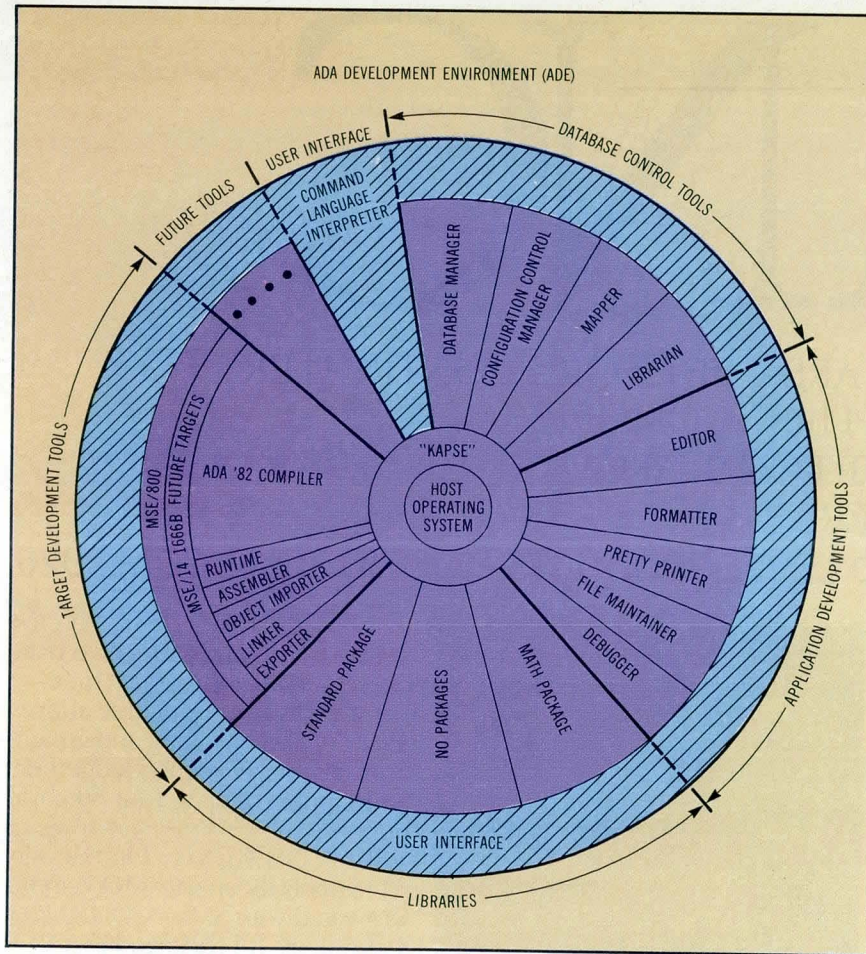
**NOW IN VOLUME PRODUCTION
WITH OFF-THE-SHELF DELIVERY**

STANDARD MICROSYSTEMS. THE ONE TO WATCH.

CRT, MAGNETIC AND DATA COMMUNICATIONS CONTROLLER CIRCUITS.

Ada compilers

(continued from page 66)



Ada includes a programming system environment as well as a programming language. The Kernel Ada Programming System Environment (KAPSE) interfaces with the host system to provide facilities and I/O functions for Ada programs.

Learning Environment (ALE) package, running on its Concept/32 computers. While not validated as full Ada yet, it is described as a complete hardware and software package designed to teach programmers how to use Ada.

The ALE package adopts a novel approach to generating object code—Ada text the programmer inputs is processed through a translator program to produce C language source code, which is then compiled to machine code. The C intermediate step allows applications to be relatively machine independent, while avoiding the costs involved in writing separate Ada compilers for each separate machine on which they might run. In addition, C compilers exist for almost every computer type.

Other subset compilers range from good to questionable. Some

very small subsets are a long way from certification and may never achieve it. A large, experienced programming staff is needed to generate a compiler for such a large, complicated language; this may be beyond the ability of a small organization.

Nonstandard compilers will almost certainly never be validated, nor do the developers seriously intend to seek validation. While they may be excellent languages in and of themselves, and good ways to learn standard Ada programming, they will not be acceptable to the DoD, which is very firm about language requirements.

Some drawbacks

Ada has been described as being "out of PL/I by Pascal," since it combines structure and type checking with large size and complexity.

Putting aside the questions raised by C.A.R. Hoare in his 1980 Turing Award Lecture (about whether it is possible to make all of the parts of the language work), Ada's sheer size and complexity mitigate against ease of use and efficiency.

Only the largest and fastest 16-bit microcomputers will have the power to handle the language and its development environment. Unless the developer applies special care and a certain amount of genius, both the compiler and the object code it produces are likely to be slow and clumsy. Diagnostic messages and development tools may or may not be helpful, or even available.

Thus, careful analysis of individual compilers and packages is in order, before making major capital expenditures on either the software or equipment. Most major hardware and software vendors are working on Ada implementations or machines, and can provide technical information.

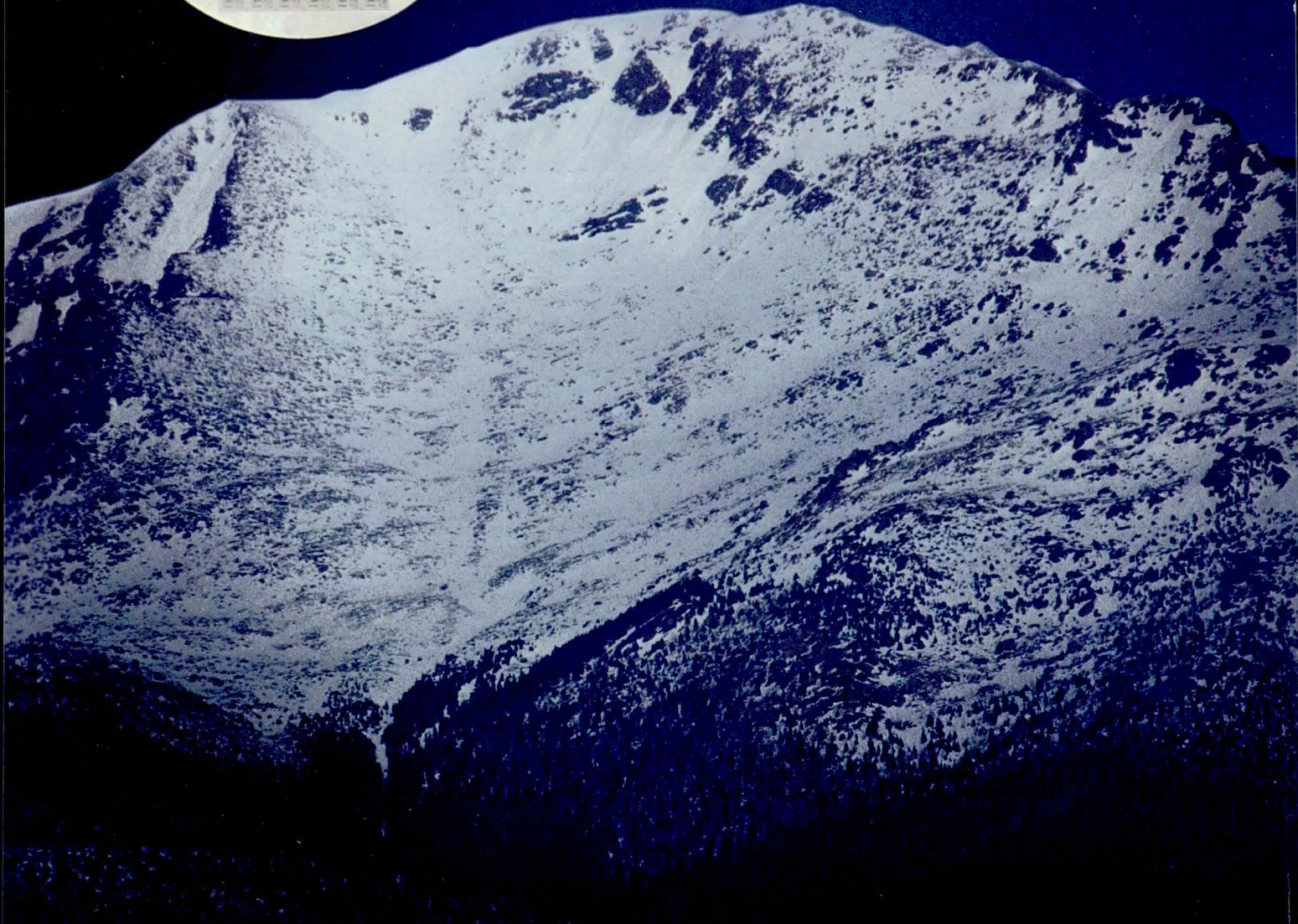

The Ada Joint Program Office has subcontracted with the IIT Research Institute to maintain an Ada Information Clearinghouse (AdaIC), to disseminate information about the current status of the language and available products. A letter to them at PO Box 849, Rome, NY 13440, produces a large packet of information, including instructions on how to access an online information data base maintained at the University of Southern California.

The Association for Computing Machinery (ACM) has an Ada Technical Committee (AdaTEC) as part of its Special Interest Group on Programming Languages (SIGPLAN). Information on publications and charges is available from the ACM, 11 W 42nd St, New York, NY 10036.

An Ada Language Reference Manual (MIL-STD-1815A) is available from the U.S. Government Printing Office, Superintendent of Documents, Washington, DC, 20402. The price is \$8, and the stock number is 008-000-00394-7.


Copies of Ada/Ed are available on magnetic tape (Order No ADA110 710, Ada/Ed NYU) for a \$300 nominal reproduction charge. In

(continued on page 73)




For the best in chips...

Go to the peak.



NCR
Microelectron

NCR has three semiconductor manufacturing facilities to bring you the best chips in the industry.



Our three multimillion dollar microelectronics plants, including our newest in Colorado Springs, demonstrate NCR's **commitment** to the semiconductor industry. When we opened our first facility in 1971 it was to supply our own in-house needs,

but today we're supplying many more chips to the marketplace than we provide to NCR.

To deserve your business, we offer exceptional **quality**, technological innovation, and competitive prices backed up by a 100 year reputation for integrity in our dealings. We produce products for the automotive and aerospace industries, and also supply ROM chips for some of America's hottest home computers and video games, proof we deliver as promised.

We will work closely in **partnership** with you to convert ideas and designs into silicon solutions. We have evolved our CAD tools over many years to provide

what we believe to be the finest semi-custom design system available in the industry. Semi-custom designs utilizing the NCR cell libraries are delivered on time and offer significant cost savings.



We are an **innovator** with our NCR/32 Processor Family and have many patents relating to non-volatile memory. Our nitride gate poly process provides our 5-volt only non-volatile memories with much improved memory retention, unlimited read accessing and memory maximizing capability.

So, when you want commitment, quality, partnership and technological innovation to produce the best chips in the industry... go to the peak. NCR Microelectronics Division: Colorado Springs, Colorado—Fort Collins, Colorado—Miamisburg, Ohio.

NCR
Microelectronics Division

Catalog:

NCR Microelectronics Division

- Commitment
- Quality
- Partnership
- Technological Innovation



NCR Microelectronics Division
Colorado Springs, Colorado
(303) 596-5795
Fort Collins, Colorado
(303) 223-5100
Miamisburg, Ohio
(513) 866-7217

Non-Volatile Memory

NUMBER	DESCRIPTION
NCR 1400	1400-Bit Word Alterable ROM (100x14)
NCR 2051	512-Bit Word Alterable ROM (32x16)
NCR 2055	512-Bit Word Alterable ROM (64x8)
NCR 2401	4096-Bit Word Alterable ROM (1Kx4)
NCR 3400 (Com)	4096-Bit Word Alterable ROM (1Kx4)
NCR 3400 (HR)	4096-Bit Word Alterable ROM (1Kx4)
NCR 7033	336-Bit Word Alterable ROM (21x16)
NCR 52001	10K-Bit Non Volatile RAM (128x8)
NCR 52002	2K-Bit Non Volatile RAM (256x8)
NCR 52004	4K-Bit Non Volatile RAM (256x4)
NCR 52210	256K-Bit Non Volatile RAM (64x4)
NCR 52211	512K-Bit Non Volatile RAM (128x4)
NCR 52212	1K-Bit Non Volatile RAM (256x4)
NCR 52801	256-Bit Electrically Alterable PROM (16x16)
NCR 52832	32K-Bit Electrically Alterable PROM (4Kx8)

(Com—commercial grade, HR—high reliability)

Read-Only Memory

NUMBER	DESCRIPTION
NCR 2264	64K (4Kx16) NMOS ROM
NCR 2316	16K (2Kx8) NMOS ROM
NCR 2332	32K (4Kx8) NMOS ROM
NCR 2333	32K (4Kx8) NMOS ROM
NCR 2364	64K (8Kx8) NMOS ROM
NCR 2365	64K (8Kx8) NMOS ROM
NCR 23C64	64K (8Kx8) CMOS ROM
NCR 23128	128K (16Kx8) NMOS ROM
NCR 23256	256K (32Kx8) NMOS ROM

Peripherals

NUMBER	DESCRIPTION
NCR 6518	8-Bit Microprocessor Combo
NCR 8415	Universal Product Code Scanner
NCR 7250	CRT Controller
NCR 5385	SCSI Protocol Controller

Processors

NUMBER	DESCRIPTION
NCR 32-000	32-Bit Central Processor Chip (CPC)
NCR 32-101	Address Translator Chip (ATC)
NCR 32-500	System Interface Controller (SIC)
NCR 32-580	System Interface Transmitter (SIT)
NCR 32-590	System Interface Receiver (SIR)
NCR 6500/1	(1MHz) 8-Bit Single Chip Microcomputer
NCR 6500/11	(2MHz) 8-Bit Single Chip Microcomputer
NCR 6500/41	8-Bit Single Chip Intelligent Peripheral Controller
NCR 65C02	8-Bit CMOS Microprocessor

Ada compilers

(continued from page 68)

In addition, an Ada compiler Validation Implementor's Guide is available in paper or microfiche (Order No AD ADA 091-760) for \$23. Both can be obtained from the National Technical Information Service

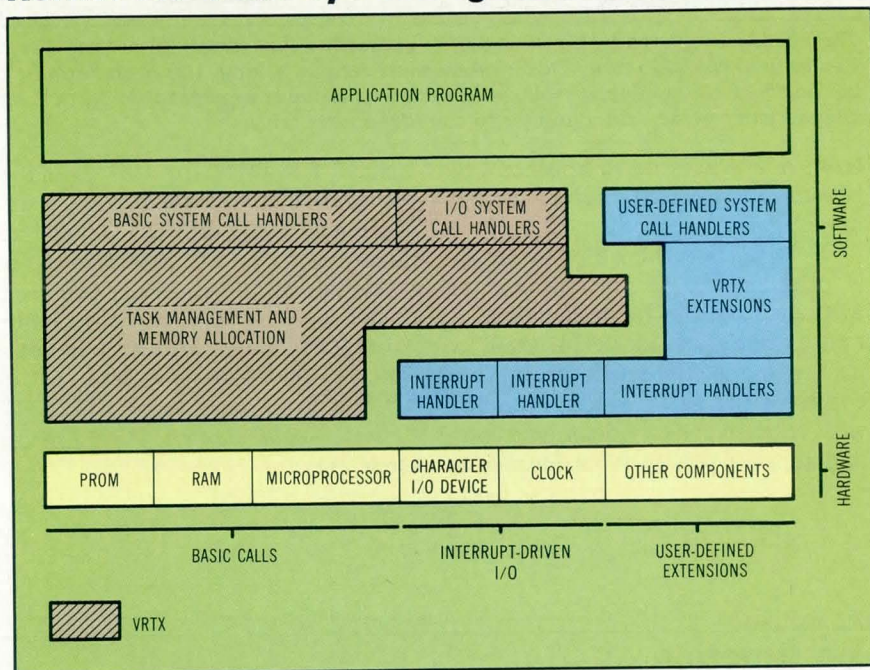
(NTIS), 5285 Port Royal Rd, Springville, VA, 22161.

ROLM's Ada Work Centers cost from \$158,965 to \$409,665 and are quoted as available within 90 days ARO. Gould's ALE workstations

range in price from \$129,000 to \$366,000, although the software is available at a lower price for users who already have Concept computers.

—Sam Bassett, Field Editor

Kernel for 8-bit systems gives 16-bit functionality



The basic VRTX system provides an interface between the application programs and the hardware on which they run. Software hooks provide the ability to build custom interrupt handlers and system call functions into the applications.

A ROM-resident realtime operating system kernel has been developed for Z80-based machines used in embedded applications. Produced by Hunter & Ready, Inc and endorsed by Zilog, Inc (Campbell, Calif), the kernel does not require the time-consuming and difficult development process typical of one created from scratch. This kernel allows software written in high level languages on 16-bit machines to run on Z80s without significant alterations.

Hunter & Ready has been producing the Versatile Real-Time Executive (VRTX) multitasking kernels in ROM for the Motorola 68000, Zilog Z8002, Intel 8086/88 and 186/188 for several years. With the introduction of the VRTX/80 8-bit version, which is also compatible

with the new Zilog Z800 CPU, realtime multitasking is available in 8-bit applications as well.

Designing and coding multitasking executives for embedded microprocessor systems can be a long and painful process. Working out the details of timing, message passing, and interrupts requires many man-months of expensive programmer effort.

Since the majority of all microprocessors (up to 80%) go into embedded applications, where the end user of the product does not necessarily know what provides its intelligence, any savings in programming time translates directly into lower product price. Just as standard hardware components and peripherals save design time, stan-

dard software components that interface easily with applications code can save programming time.

VRTX functions

The VRTX kernel is about 4K bytes long, and can reside anywhere in the processor's address space. Gaining access to kernel functions is done via an unconditional jump to a fixed address in the VRTX ROM module, while parameters are passed in the processor's registers. Thirty-two available calls provide task management, memory allocation, communication and synchronization functions, realtime clock support, character I/O for a serial terminal device, and interrupt servicing. Software hooks are also provided for user-defined system calls and interrupt handlers.

Hunter & Ready provides interface library packages for a variety of C, Pascal, and PL/M compilers. The user can thus include the appropriate library, and a single source-code program can then be compiled and run on any of the supported processors. Of course, details of particular I/O requirements vary from system to system, and processor to processor, but these are normally contained in separate library packages anyway, and not hard coded into the application program itself.

Having produced VRTX versions for most major microprocessors in use today, the company indicates that the next step is to put other parts of a normal operating system into ROM—possibly beginning with file systems. This would be significant because file systems, like CP/M or Unix, are the most time-consuming part of an operating system to build,

(continued on page 74)

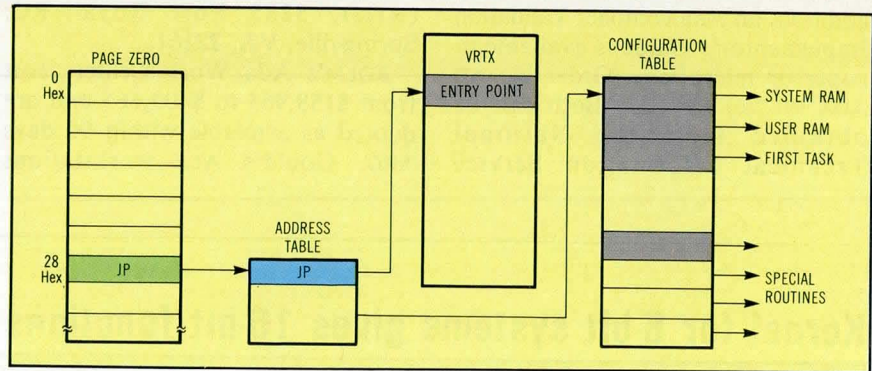
Kernel for 8-bit systems

(continued from page 73)

next to task management. The prospect of standard operating systems, complete with identical file structure, I/O, and realtime operation (which would run on virtually any microprocessor) would alleviate the virtual Tower of Babel that incompatible disk formats, idiosyncratic I/O handling, and the re-invention of the wheel have inflicted on today's microcomputer world.

Marketing agreement made

At the same time Hunter & Ready announced the availability of VRTX/80, Zilog announced a cooperative marketing agreement with the company. Under this agreement, each company recommends the other's products and participates in joint marketing efforts for the Z8002, Z80, and VRTX versions each supports. Zilog thus joins Hewlett-Packard and Mostek in endorsing VRTX, an indication that applications will have a broad base of support from several manufacturers, and that code migration



The VRTX/80 is entered by a restart (RST 5) instruction that jumps to location 28 Hex in the Z80's page zero. This location must contain a jump (JP) instruction to the first byte of an address table, which in turn, contains a jump to the VRTX internal entry point, and a pointer to a configuration table.

from one processor to another will become increasingly easier—a very hopeful sign.

VRTX/80, like the other versions, is priced at \$2750 for the custom R&D package, which includes a master copy of VRTX in ROM, a license to make five R&D copies, five copies of the user's guide, a binder with extensive R&D documentation, and support service from Hunter &

Ready. Royalties for VRTX binary copies that are installed in end-user equipment range from \$300/copy in quantities of 1 to 9, to \$75/copy in quantities of 100 to 499. Prices for quantities over 500 are negotiable with the company. **Hunter & Ready, Inc.**, 445 Sherman Ave, Palo Alto, CA 94036.

—Sam Bassett, Field Editor

Circle 214

PERIPHERALS

Graphics systems—focus on function

Making it obvious that microcomputers have become a force to be reckoned with in graphics systems, Stephen A. Mucchetti, director of the 1984 National Computer Graphics Association Conference, announced that Computer Graphics '84 will "systematically and purposefully incorporate sessions and exhibits acknowledging their active role." The role that microcomputers play in the graphics industry was further emphasized during the session "Hardware Directions of the Future," chaired by Carl Machover at this year's NCGA conference in Chicago. During this session, Michael Coffman summarized the past and gave clues to the future in his paper on low cost workstations, stating "the microprocessor made the low cost workstation possible, and it is the more powerful microprocessors that will drive the workstation into ap-

plication areas currently reserved for more powerful computers."

How much has already been accomplished using the humble microprocessor becomes obvious from looking at some products introduced at the 1983 NCGA conference held in Chicago. Benefiting from the performance gained from 16-bit microprocessors, graphics workstations continue to drop in cost while providing increased function integration.

While programming new applications has been the traditional means of expanding into markets, this has left many user needs unfilled. The demand for increased productivity can be filled only by allowing automatic movement through the steps involved in taking a product from concept to design and into manufacturing. An ideal package would thus take low cost microcomputer technology and package it

with software that automates the overall design process. Taking one step in this direction, a graphics processing unit aimed at schematic entry and PC board design runs automatic placement and routing programs that can cut week long design cycles down to a few hours.

Micro offloads realtime routines

Based on three microprocessors and a dual-ported memory, Telesis Systems Corp's (Chelmsford, Mass) graphics engine architecturally supports sophisticated CAD applications. Retrofittable to the existing LSI-11/23-based workstation, the enhanced graphics processor plugs into the Q-bus to make 512K bytes of dual-ported memory accessible to both the -11/23 and a 68000 microprocessor. The 68000, operating realtime with the -11/23, controls the graphics processing unit with its

(continued on page 77)

SWIG[©]

SOFTWARE WRITERS INTERNATIONAL GUILD

THE LARGEST PAID MEMBERSHIP PROGRAMMERS GUILD -
OVER 5,000 MEMBERS WORLDWIDE!!

SCHEDULED SWIG ACTIVITIES & MEMBERSHIP BENEFITS

- (1) \$10,000 PROGRAMMING CONTEST (Members only)
- (2) NATIONAL COMPUTER WEEK (March 23-April 1, 1984)
- (3) ANNUAL CONFERENCE AND SOFTWARE AWARDS CEREMONY (During National Computer Week)
- (4) CONSULTANT REGISTRY (With computer store referral system for customized software)
- (5) JOB PLACEMENT SERVICE (Free to individual members, fixed maximum fee to companies)
- (6) FREE SEMINARS & MEETINGS LOCALLY
- (7) SOFTWARE LIBRARY LENDING & EXCHANGE SERVICE (Professional quality assemblers, utilities, games, etc.)
- (8) SOFTWARE LOCATION SERVICE (For companies & individuals-if it exists, **SWIG** will find it. If not, see #9)
- (9) SOFTWARE DEVELOPMENT SERVICE (From novice to scientist, **SWIG** members can work on any project-from applications to games to R&D)
- (10) LEGAL SERVICE
- (11) AGENT (**SWIG** can represent you in sales to software publishers)
- (12) 24 HOUR - 7 DAY BULLETIN BOARD SYSTEM (BBS) ACCESSIBLE BY COMPUTER FREE
- (13) AND MORE!!!!

MEMBERSHIP APPLICATION FOR SOFTWARE WRITERS INTERNATIONAL GUILD

NAME _____

ADDRESS _____

CITY _____ STATE _____ ZIP _____

PHONE # () _____

• CLASSIFICATION:

- NOVICE BEGINNER TO ADVANCED
 ADVANCED WITH ON THE JOB EXPERIENCE RESEARCH/SCIENTIST

• WHAT EQUIPMENT DO YOU HAVE EXPERIENCE WITH &/OR ACCESS TO &/OR PLAN TO BUY?

- MAINFRAME MINI MICRO DESIGN/R&D
BRAND NAME(S): IBM XEROX APPLE TI
 COMMODORE RADIO SHACK ATARI OSBORNE
 TIMEX/SINCLAIR NORTH STAR HEWLETT PACKARD
 OTHER _____

• AREAS OF INTEREST:

- DATA PROCESSING BUSINESS APPLICATIONS GRAPHICS
 LEGAL VOICE MEDICAL APPLIANCE (HOME) CONTROL
 ROBOTICS GAMES MUSIC R&D OTHER _____

• MEMBERSHIP ACTIVITIES AND SERVICES OF INTEREST:

READ THE LIST ON THE LEFT AND CIRCLE THE NUMBERS BELOW THAT APPLY.

1 2 3 4 5 6 7 8 9 10 11 12

- I HAVE ENCLOSED \$20 ANNUAL MEMBERSHIP FEE CK MO
(MAKE CHECK PAYABLE TO: **SWIG**)

RETURN TO: **SWIG**
P.O. BOX 87
STONY POINT, NEW YORK 10980
(914) 354-5585


SWIG © SOFTWARE WRITERS INTERNATIONAL GUILD

57.5 mm

MODELS MDD
423 & 413

33.5 mm

MODELS MDD 221 & 211



Canon. The choice.

Canon gives you lots of choices with their 5-1/4" floppy drives and lots of reasons why they should be your choice.

The choices:

- Standard half-height panels — or panels 20% thinner than half height: 33.5 mm.
- 96 TPI — or 48 TPI.
- Single drive — or double drive.
- Double drive with two stepper motors.

The reasons a Canon floppy drive should be your choice:

Our single drive is only 33.5 mm high — 20% less than a standard half-height drive; our double drive is only about two-thirds the height of a full size drive.

The single drives weigh 1.2 Kg, the double drives 1.9.

The single drives use 0.8A (12V and 5V); the double drives 0.9A (5V) and 1.3A (12V). As you can see, our double drives use 25% less power than two separate single drives — even ours!

Single-pushbutton media locking and ejection, and anti-crunch mechanism to prevent damage to improperly inserted media. Pushbutton is locked while heads are loaded, automatically.

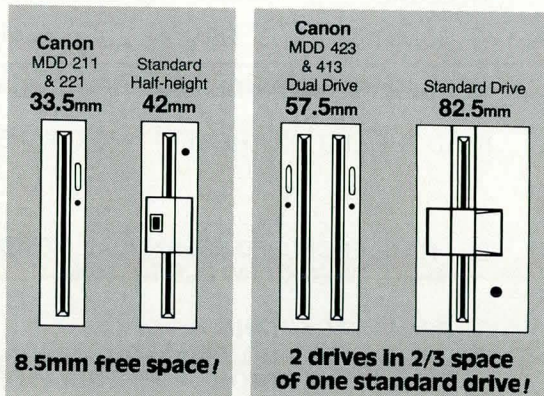
Extremely thin wear- and shock-resistant head — designed and manufactured by Canon. Soft-landing head mechanism eliminates tap damage...brushless direct drive motor...low parts count...quiet operation...total head shielding...circuit design minimizes noise interference.

Further, our single drives can be used in existing designs because they're available with half-height front panels. The electronics of all our drives are compatible with an industry standard interface.

Canon offers its single drives with track densities of 96 TPI, double density, double side, which can store 1 Mbyte per disk; and its new 48 TPI-drive which can store 0.5 Mbyte per disk. Both of these are available, in quantity, now.

We have much more to tell you about these drives. Call Lee Heller at (516) 488-6700, Ext 4958,

Canon U.S.A., Inc.,
Disk Drive Division, One Canon Plaza,
Lake Success, NY 11042.



Canon

CIRCLE 40

Graphics systems

(continued from page 74)

Intel 8085 and NEC 7220 chips. Thus, time critical realtime routines are offloaded from the -11/23 and executed five times faster by the 68000.

Ancillary features resulting from this power include the ability to change magnification of a displayed picture instantaneously through hardware supported zoom. World/Window allows operators to toggle back and forth at the flick of a lightpen between display of the world (entire drawing) and display window. The world view permits the operator to adjust roam space and thus the resolution of the image being displayed. Two roaming schemes smoothly move the window over the entire 2k x 1k bit map.

Proprietary automatic placement and routing programs operate visually—operators watch progress in realtime on the workstation screen. There are no limitations on grid size, number of components, or number of connections. The placement algorithm simultaneously considers clusters of components and places them based on connectivity relationships. Synergy between the placement routine and the router increases the resulting number of successful routes. Completion rates with the router vary between 92% and 95%.

Micro controls bit-slice processor

As terminal or communicating workstation, the Jupiter 12 supplies 1280 x 1024 displayable resolution that is enhanced by antialiasing of vectors and solids as well as alpha-numeric, using a proprietary edge filtering system resident in the terminal.

Based on a dual-processor architecture using an MC68000 and a bit-slice processor, Jupiter System's (Berkeley, Calif) terminal supports a 60-Hz noninterlaced refresh rate at maximum resolution. The standard 19" display supplies 37-Hz interlaced refresh at 1280 x 1024 resolution. Vectors can be written at 300 ns/pixel.

Performing hardware vector generation, the 16-bit bipolar bit-slice processor is loaded and controlled by the 68000 microprocessor. All

microcode is resident in writable control store and may be modified or extended by the user. Programmed in C, the microprocessor also handles communication control, display list maintenance, and high level graphics functions. It directly addresses the entire pixel array.

The basic 256K bytes of memory expand to 4M bytes, making up 4 to 32 planes of display memory each 1280 x 1024. A 20 x 1 ECL pixel cache for each plane allows local pixels to be accessed while display memory cycles occur.

(continued on page 78)

FOR THE MAN WITH THE 11-TRACK MIND.


Alloy's new CP-8000 subsystem: up to 1/10 size, 1/3 the cost of 9-track tape drives.

Crackling with bright features, Alloy's compact 11-track CP-8000 Streaming Cartridge Tape Drive is appealing to the minds of innovative System Integrators everywhere:

First it saves you space and cost up front. Then it goes on to help reduce your company's operating costs — from installation to mailing its small lightweight cartridge. Still more: you can easily integrate it with your current 9-track setup — or design it into a brand new system, and improve your price/performance immediately!

Key features are:

- Industry standard 9-track hardware interface.




- Transparent to host software.
- 50 Mbytes capacity.

Alloy Computer Products
100 Pennsylvania Avenue
Framingham, Mass. 01701 (617) 875-6100.

ALLOY

Computer Products



In Europe, contact:
Alloy Computer Products (Europe) Ltd.
Cirencester, Gloucestershire, England.
Tel: 0285-68709 Tlx: 43340

Graphics systems

(continued from page 77)

Graphics capabilities of this machine include 3-D transformations and independent pan and zoom of each memory board. In color lookup table mode, the unit simultaneously displays up to 65,000 of the 16.7 million colors available. As an RGB machine, it can provide 12-bit RGB of either 4 or 8 bits/color with 4 or 8 bit planes for overlays.

High resolution raster displays

Offering a choice between Z80- or MC68000-based controllers as well as among standard features, Ramtek Corp's (Santa Clara, Calif) RM-9465 offers 1280 x 1024 x 4 pixel resolution and up to 24-bit refresh memory planes. Vectors can be written at up to 16,000/s. The system can simultaneously display 1.3 million colors from the 16 million available.

Configured with the Z80, the system has 12K bytes of RAM, expandable to 256K bytes; the MC68000 version offers 240K bytes of RAM. Either unit can have color or monochrome display with local pan and zoom, image enhancement, coordinate transformation, and split-screen clipping.

Priced as low as \$11,250, the terminal is basic to the model 9465/CCB CAD/CAM system. The terminal accommodates requirements ranging from 2-D drawings, layouts, and schematics to 3-D wireframe models, as well as high speed generation of shaded pictures for solid modeling. The RM-9465 also supports command and control, image processing, and process control.

Viewable resolutions of 1536 x 1024 are supplied by Aydin Controls' (Fort Washington, Pa) Aycon 2000. The display computer provides 64k x 64k world picture storage and can display 65,000 simultaneous colors out of 16 million hues. Combining an 8-MHz 8086 frontend processor and 8087 coprocessor with 1M byte of system RAM and memory control processor provides fast graphics. The memory control processor yields 63- μ s/char write time as well as fast circles, vectors, and transformations. Data/

module display resolution storage can run to 6M bytes. This module supplies screen-to-screen DMA, and direct I/O from video digitizer at frame rate speeds.

The system can be equipped with standard interactive devices. In a 6-card chassis containing processor, two memory modules, video output, and parallel DMA I/O boards with power supply, the price is \$17,500.

Lexidata Corp's (Billerica, Mass) 1280 x 1024 60-Hz noninterlaced raster-scan color graphics display brings the cost of high resolution down to under \$10,000. To generate vectors at up to 42 million pixels/s, the 3700 display processor contains hardware that allows blocks of 80 pixels to be written simultaneously. This block writing feature allows area fills to occur almost instantaneously. Rapid line drawing is enabled by the unit's 750-ns/pixel vector write time.

A desktop graphics terminal offering 1280 x 1024 resolution and displaying 1024 colors, GR-2414 sells for \$18,950. Its 60-Hz noninterlaced 19" display can be written at 25,000 vectors/s. In this terminal, Seiko Instruments Graphic Devices & Systems Division (Milpitas, Calif) provides for high level needs through local interactive processing that supports basic 2-D transformations for scale, rotation, and translation. This unit's graphics processor generates an array of graphics primitives, including circles, arcs, grids, polygons, hatchings, and paintings. Local functions operate on data from the 128K-byte display list segment memory. A clipping feature is built into the system hardware to prevent system speed degeneration.

Claiming 1280 x 480 resolution on a 14" raster-scan monitor, ID Systems Corp's (Hilliard, Ohio) ID-200 family comes in at \$4000—competitive with low resolution units. The terminal's dual video generator presents both alpha-numeric and graphics on a single monitor; in addition, it allows the images to be split and displayed on separate monitors. Each monitor can be independently manipulated.

Instantaneous hardware pan and 16 levels of zoom are possible. Eight windows can be displayed simultaneously. Independent color plane control permits multilayer designs. Multimemory architecture allows picture replay without retransmission from the host computer.

Drawing primitives give users a choice of drawing vectors by absolute, relative, or concatenated coordinates. The terminal's fill-until and fill-while algorithms perform both polygon fill and seed fill.

Low cost function

Using a 16-bit Z8002 processor to handle graphics computations that provide area fill and polygon drawing, Intecolor Corp's (Norcross, Ga) 2427D also has an 8-bit 8085 that supports the ANSI X3.64 control system and handles alphanumeric terminal functions. In bit-mapped graphics mode, the terminal offers three 560 x 288 dot-addressable video display planes. It supports standard Tektronix hue, intensity, and saturation, and either relative or absolute color lookup table mapping.

With single commands, the terminal emulates Tektronix' 4010/4014. Programs written according to 4010/4014 protocol run correctly with all features available for color raster technology including plotting, interactive mode, status reporting, and printing. It also emulates most of the 4027's commands and features including arcs and regular polygons, area fill, and interface to color dot-matrix printers. Price is \$1995.

Integrating advanced graphics functions with high resolution displays, low cost packages such as these indicate that the future will bring still greater enhancements. Along with the workstation-on-every-desk concept that now seems feasible, perhaps the power of these workstations will allow integration of functions to achieve further productivity improvements.

—Peg Killmon, Senior Editor

SYSTEM TECHNOLOGY
(continued on page 80)

A Memorex team spent over 100,000 man-hours doubling the capacity of this disk storage subsystem. It deserved Dialight switches.



When they committed all those man-hours to bringing off such a feat, Dialight illuminated switches were the natural choice for its front panel.

Dialight has a complete line of computer-grade illuminated switches at reasonable cost. Our rocker and toggle line contains countless combinations of standard colors, sizes, mountings and contact ratings—including front-panel and sub-panel types, plus many styles for snap-in and printed circuit board applications.

And while other suppliers settle for sample testing, we test every switch.

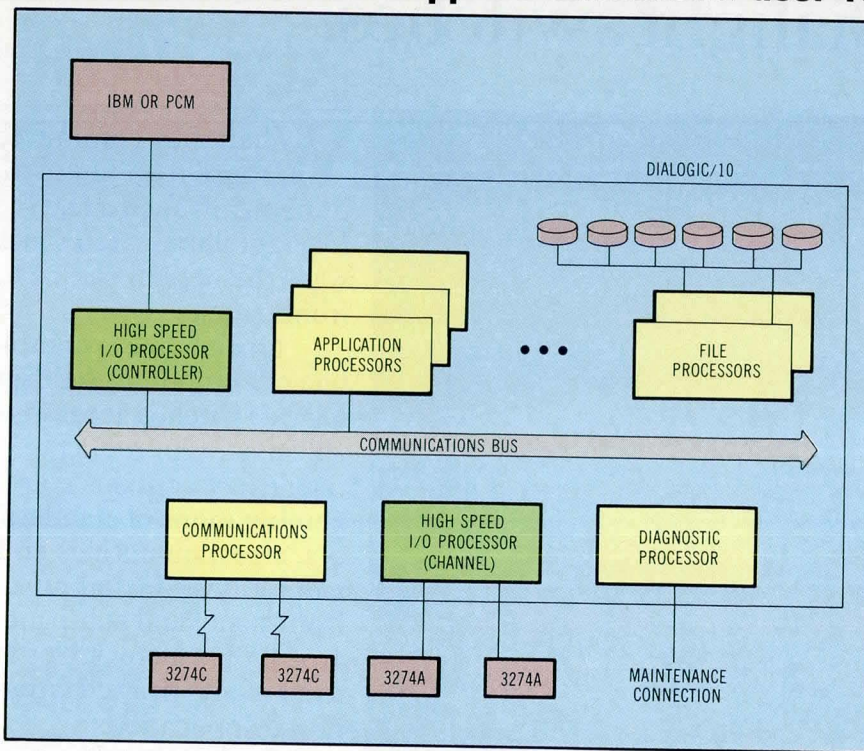
High quality and reliable performance make Dialight switches, circuit board indicators and optoelectronics the perfect finishing touch for any product. Don't send your next breakthrough to market without them. Dialight Corp., a North American Philips Company, 203 Harrison Place, Brooklyn, NY 11237 (212) 497-7600.

DIALIGHT
The Finishing Touch.

See us at Midcon, booth #259.

CIRCLE 42

Mainframe satellite supplies subsecond user response



Dialogic/One system's highly redundant architecture contains a diagnostic processor that allows dynamic redistribution of tasks if a component fails. Application processors supply local memory and processing for user operations; system processors handle system functions.

A one, two, three punch cuts through the cumbersome morass of interactive processing in an IBM mainframe environment. The layered interactive processing concept—embodied in the Dialogic/One—distributes batch and interactive computing across different machines while maintaining the user's view of a single system.

Three major components—satellite computer, host-based software, and satellite-resident software—make up the system. Operating in conjunction with an IBM MVS operating system environment, the satellite provides a separate physical layer of processing power. Response conscious tasks can then operate within the satellite processor, while batch jobs are handled within the mainframe.

Since mainframe computers are designed to crunch numbers, interaction with such machines requires sophisticated software. Software

techniques can provide a degree of interactivity; however, this is complicated by resulting contention for computer resources between the users and the batch tasks, and the interactive support software itself. The layered concept addresses these problems to provide subsecond response time at low per user cost while preserving a single system image.

To accomplish this, the Dialogic/10 computer sits between the MVS host and terminal user, transparently processing the interactive workload. It connects to the mainframe through a block multiplexer channel and to 3270 terminals through a standard SNA terminal controller. Terminal users retain their traditional view of the MVS system through an ISPF-like editor; MVS perceives the terminal as a normal SNA 3270 device.

The satellite computer's architecture distributes user and system tasks across an interconnected com-

plex of processors. This allows both system and user operations to be done concurrently. The two types of processors within the computer—application and system—communicate with each other across a high speed communication bus made up of 16 serial lines.

Application processors supply local memory and processing power to user operations. System processors are customized for the functions that they perform (file control, host channel communication, terminal communication, and diagnostics).

Host-based software maintains communication between the satellite processor and the host MVS system. Operating as a Virtual Teleprocessing Access Method (VTAM) application, this software establishes all connections to MVS through external interfaces. Other portions of the software reside within the satellite computer. That part of the operating system that is not host resident is distributed over all of the up to 32 68010 microprocessors except those used as application processors. Timesharing option (TSO) replacement software resides within the up to six application processors. This user software, a superset of TSO, includes a set of application packages tailored to application developers and system programmers as well as a high level command language for developing customer written applications.


These application packages include an editor interface similar to IBM's Interactive System Productivity Facility (ISPF) editor, but with extended functions. These suit the system to both new application development and to program maintenance. Better response time increases productivity in these applications. Knowledge-based editors that automatically select appropriate commands and utilities for the user support the added functions.

Price ranges from \$198,000 to \$385,000 depending on configuration. **Dialogic Systems Corp**, 1335 Bordeaux Dr, Sunnyvale, CA 94089. **Circle 215**

World's largest local distributor with 47 locations stocking the finest lines of electronic components and computer products

- ALABAMA**
Huntsville (205) 837-7210
- ARIZONA**
Phoenix (602) 231-5100
- CALIFORNIA**
Avnet, L.A. (213) 558-2345
Avnet, S.F.V. (213) 883-0000
Avnet, O.C. (714) 754-6111
Hamilton, L.A. (213) 558-2121
Hamilton, S.F.V. (213) 558-2323
Hamilton, O.C. (714) 641-4100
Sacramento (916) 925-2216
San Diego (619) 571-7510
San Francisco (408) 743-3355
- COLORADO**
Denver (303) 779-9998
- CONNECTICUT**
Danbury (203) 797-2800
- FLORIDA**
St. Petersburg (813) 576-3930
Miami (305) 971-2900
- GEORGIA**
Atlanta (404) 447-7507
- ILLINOIS**
Chicago (312) 860-7700
- INDIANA**
Indianapolis (317) 844-9333
- KANSAS**
Kansas City (913) 888-8900
- KENTUCKY**
Louisville (800) 428-6012
Lexington (800) 762-4717
- MARYLAND**
Baltimore (301) 995-3500
- MASSACHUSETTS**
Boston (617) 273-7500
- MICHIGAN**
Detroit (313) 522-4700
Grand Rapids (616) 243-8805
- MINNESOTA**
Minneapolis (612) 932-0600
- MISSOURI**
St. Louis (314) 344-1200
- NEW JERSEY**
Fairfield (201) 575-3390
Cherry Hill (609) 424-0100
- NEW MEXICO**
Albuquerque (505) 765-1500
- NEW YORK**
Long Island (516) 454-6060
Syracuse (315) 437-2641
Rochester (716) 475-9130
- NORTH CAROLINA**
Raleigh (919) 829-8030
- OHIO**
Cleveland (216) 831-3500
Dayton (513) 433-0610
- OREGON**
Portland (503) 635-8831
- PENNSYLVANIA**
Philadelphia (215) 831-1300
Pittsburgh (800) 321-6890
- SOUTH CAROLINA**
Columbia (800) 334-1597
- TEXAS**
Dallas (214) 659-4111
Houston (713) 780-1771
Austin (512) 837-8911
- UTAH**
Salt Lake City (801) 972-2800
- WASHINGTON**
Seattle (206) 453-5844
- WEST VIRGINIA**
Charleston (800) 762-4717
Huntington (800) 762-4717
- WISCONSIN**
Milwaukee (414) 784-4510
- INTERNATIONAL EXPORT**
Los Angeles (213) 558-2441
New York (516) 420-9640
Telex 66-4329
- CANADA**
Toronto (416) 677-7432
Montreal (514) 331-6443
Ottawa (613) 226-1700
Calgary (403) 230-3586
Vancouver (604) 224-0619
- JAPAN**
Tokyo (03) 662-9911
Osaka (06) 533-5855

AIM 65™: YOU CAN'T MISS FOR UNDER \$500!



ROCKWELL from HAMILTON/AVNET

Zero in on this: a full function microcomputer complete with 120-line per minute 20-column printer, easy-to-read 20-character alphanumeric display, 54-key terminal style keyboard, and I/O capabilities for a broad range of applications.

It's Rockwell's AIM 65. And if you think this complete system could set you back a grand or more, you're way off the mark. Hamilton/Avnet is now offering AIM 65 systems for under \$500!

AIM 65 is the microcomputer you should have in your sights if you're a technical professional getting into microcomputing for the first time. It lets you start with the easy-to-learn BASIC language and work toward more advanced applications with such sophisticated



languages as PL65, FORTH™, and Pascal.

And AIM 65 is packed with a host of other advanced features that make it easy for you to focus in on the specifics of your application—full-bus system expansion

connector, plug-in sockets for 4K-bytes of RAM and 20K-bytes of ROM or PROM, and much, much more.

Get on target today with Rockwell's AIM 65—the professional's microcomputer for under \$500. Call your nearby Hamilton/Avnet stocking location for more information. And remember, for all your small-quantity Rockwell orders, ask for Express Lane Super Service—available exclusively from Hamilton/Avnet.



Hamilton Avnet
ELECTRONICS
A DIV. OF AVNET, INC.

A commitment to stock and serve your local market!

CIRCLE 43

*FORTH is a trademark of FORTH, Inc.

Floating Point Systems array processor to break

The FPS-5000 Series from Floating Point Systems

Now, a new family of products from Floating Point Systems brings increased computing power and unmatched price/performance to the signal/image processing world.

With 3 to 6 times the speed and 4 times the memory capacity of previous FPS products, the FPS-5000 Series provides computing for applications that exceed their present system's capability.

The FPS-5000 Series offers fast, accurate, flexible computing for the most demanding real-time, user-interactive, and production-oriented applications.

Four basic product groups make up the new FPS-5000 Series: the 5100, 5200, 5300 and 5400. Peak performances range from 26 million floating-point operations per second (MFLOP), to 62 MFLOP. Data memory of 0.5M to 1M words is available along with program memory to 32K words.

By combining a distributed architecture concept with the latest VLSI technology, the

Typical performance examples of geophysical, medical imaging and signal/image processing applications.

Application Example	AP-120B	FPS-5410	5420	5430
1. Demodulation/Signal Analysis	13.8 msec.	6.5 msec.	N/A	N/A
2. Tomography Preprocessing	60 sec.	25 sec.	16 sec.	12 sec.
3. Multispectral Image Classification (512 x 512 pixels 8 Bands, 4 classes)	49 sec.	25 sec.	13.3 sec.	10.5 sec.
4. 2D FFT (512 x 512 complex)	3.4 sec.	1.4 sec.	.7 sec.	.5 sec.
5. Matrix Multiply (100 x 100)	439 msec.	177 msec.	96 msec.	71 msec.

Based upon specifications subject to change.

FPS-5000 Series sets a new standard for cost-effective computing, breaking the \$2,000 per MFLOP* barrier—the first time this has been achieved in any floating-point computing system.


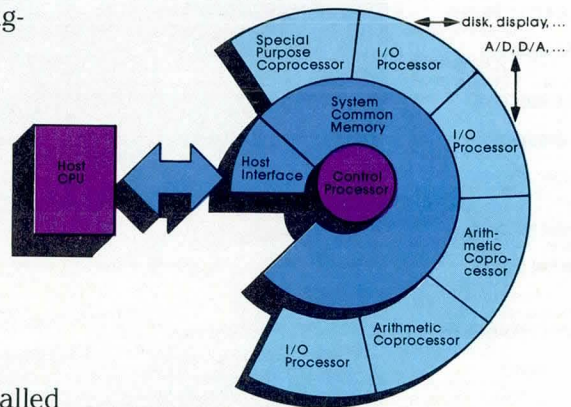
*Based on U.S. Domestic Prices

Distributed processing architecture

The FPS-5000 Series is a distributed processing system that maximizes throughput by allocating the computational load to a set of high-performance, independent, floating-point processing elements called

Arithmetic Coprocessors. Data flow is simultaneously managed

FPS-5000 Series Architecture



introduces the first the \$2,000/MFLOP barrier.

by a combination of independent I/O Processors and the central Control Processor.

Each Arithmetic Coprocessor, with synchronous architecture to allow simple application debugging, functions as a self-contained unit.

The new Multiple Array Processor Execution Language (MAXL), based upon FORTRAN 77, allows the user to construct an integrated system environment which can be tuned to application requirements.

Increased performance can be achieved by adding Arithmetic Coprocessors as a field-installable upgrade as the user's requirements evolve.

Compatibility

The FPS-5000 Series maintains software compatibility with previous FPS 38-bit processors and is supported on a range of host computers. Thus, the extensive



software support developed for FPS-100 and AP-120B products is maintained and users are able to move existing applications onto the FPS-5000 Series with minimal effort.

Quality and Reliability

The FPS-5000 Series was designed and built with the same quality standards inherent in all of the previous Floating Point Systems products—standards that have earned those products a reputation for unprecedented reliability and one of the best

meantime between failure (MTBF) rates in the industry.

The Series is backed by the same outstanding worldwide support services that distinguish Floating Point Systems from other manufacturers.

For more information about how the FPS-5000 can be used in your specific application, call (800) 547-1445 or your local sales office.

The world leader in array processors.



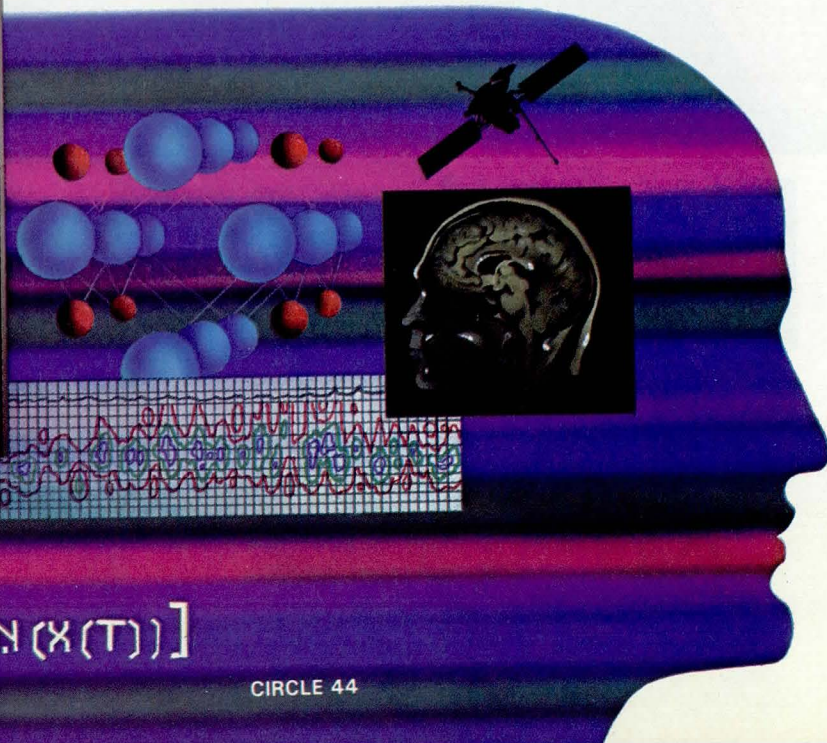

**FLOATING POINT
SYSTEMS, INC.**

P.O. Box 23489
Portland, OR 97223
(503) 641-3151
TLX: 360470 FLOATPOIN BEAV

FPS Sales and Service Worldwide.
U.S.: CA Laguna Hills, Los Angeles, Mountain View, CO Lakewood, CT Simsbury, FL Winter Park, GA Atlanta, IL Schaumburg, IA New Orleans, MD Rockville, MA Dedham, NJ Red Bank, NM Corrales, PA Philadelphia, TX Grand Prairie, Houston, WA Bellevue.
INTERNATIONAL: Canada, Calgary, Montreal, Ottawa; England, Bracknell, Berkshire; France, Rungis; Japan, Tokyo; Netherlands, Gouda; West Germany, Haar.

DISTRIBUTORS: Australia and New Zealand, Milsons Point — N.S.W., Melbourne-Victoria (Techway Pty. Ltd.); Austria, Vienna (Othmar Lackner, Elektronische Bauelemente Und Geräte); Denmark, Valby (BLT Agentur A/S); Finland, Helsinki (OY Emmett AB); India, Bombay (Hinditron Computers PVT., Ltd.); Israel, Tel Aviv (Eastronics, Ltd.); Korea, Seoul (World Business Machine, Inc.); Singapore, Hong Kong, Brunei, Indonesia, and Malaysia (Scientek Engineering Co.); Southern Africa, Johannesburg (Anker Data Systems); Sweden and Norway, Vaxholm (Tre Konsulter AB); Taiwan, Taipei (Scientek Corporation).


© Floating Point Systems, Inc. 1983



FFT [HANN(X(T))]

FAIRCHILD

A Schlumberger Company



**HOW FAST
IS FAST?**



Very fast. On-the-shelf fast. Here-today, there-tomorrow fast. How do we do it? Easy. We know you need it, so we know to build it. Fast. Millions of parts every month.

And our distributors are stocking FAST™ just as fast. Hamilton/Avnet has already committed to over 10 million units. Ten million!

With 70 different logic functions already available, with more coming every month, and with two major suppliers second-sourcing, it's no wonder we're moving FAST.

THERE'S A FAST IN YOUR FUTURE.

- 1978: FAST family introduced.
- 1980: Over 1 million units shipped.
- 1981: Second source announced.
- 1982: Major OEMs everywhere committing designs to FAST. 135 parts defined in total family.
- 1983: Shipping millions of parts per month.


Find out all about the only advanced Schottky family that's really available. Call or write your local Fairchild sales office or distributor. And make it FAST!

Fairchild Digital Division, 333 Western Avenue, South Portland, ME 04106. Telephone: (207) 775-8700. TWX: 710-221-1980.

FAST

FAST is a trademark of Fairchild Camera and Instrument Corporation for Digital Products. Fairchild Camera and Instrument Corporation.

ACCORDING TO O THIS IS IM



Since we first entered the Winchester market two years ago, we've accomplished many things our competition claimed were impossible.

It was impossible, they said, for a floppy disk company to make a significant dent in the highly competitive Winchester market.

We've not only made a dent, we're the second-largest company in the business, and we have the capacity in place to be first.

It was impossible to expand our production capacity from 0 to 60,000 drives a month practically overnight. But we did it.


It was impossible to sell Winchesters at

such a low cost. But last year our 500 series drives were introduced at under \$500, 30% under then-standard industry costs. And since then, we've led the industry to ever-lower costs on full and half-height drives.

It was impossible to produce and ship high-performance plated media drives in high volume at prices lower than most vendors are charging for oxide media drives. One of our competitors backed away from plated media because they couldn't buy enough of it to build drives in efficient quantities.

We solved that problem by building our

UR COMPETITION, POSSIBLE.



own plated media factory dedicated to plated media production in high volume. Because we make our own, our costs are low and we are independent of outside vendors for supply.

It was impossible for a start-up company to produce and ship a broad line of products: full and half-height drives, open and closed-loop, from 6.4 to 50 MB. But we've done it. With the help of one of the industry's best-funded R&D programs. And with our steady supply of plated media, we will soon be offering 5¼" drives that push Winchester technology to the limits of its

capacity. In high volume. At prices that are pure Tandon.

Impossible?

For our competition, yes.


But not for the Tandon Winchester Company.

TANDON WINCHESTER COMPANY.

Tandon
THE MOST SUCCESSFUL DRIVE
COMPANIES YOU EVER HEARD OF.

Boston (617) 938-1916 • New York (201) 449-7720 • Atlanta (404) 934-0620 • Chicago (312) 530-7401 • Dallas (214) 423-6260
411547 • London, England (0734) 664-676 Telex: 848411. Distributors: Hall-Mark, Kierulff, Schweber.

CIRCLE 46



International Conference and Exhibit

**Astrohall
Houston, Texas
October 10 to 13, 1983**

Every industry must respond to change, and that task, perhaps, most challenges the instrumentation field. Tools for testing and measuring technology must keep pace with rapid and sometimes exponential developments. When the Instrument Society of America's International Conference and Exhibit convenes Oct 10 to 13 at the Astrohall, it will offer a product exhibition and Professional Program, covering updates on special subjects as well as reviews of the basics. Technical courses are organized into 20 topical program tracks, featuring presentations led by top professionals in the instrumentation field. A new Electro Optics group, focusing this year on fiber optics, will join previously established program tracks such as Process Measurement and Control.

The Automatic Control Systems group includes Sessions 3, 19, 31, and 44 and also features robotics clinics. Sessions 4 and 65 will project future batch factory automation and applications, while Session 58 will cover system packages for robotics control.

Another clinic, part of the Computer Technology track, deals with controllers. This is divided into two parts, one for basic programming, and the other for advanced applications. Computer Technology sessions

also include Sessions 5, 6, 21, 32, 45, 59, and 67, which examine a wide range of subjects from data communication standards to human/machine interfaces.

Numbers preceding program information identify papers that are offered as ISA preprints.

For registration information, contact Charles Glazer, Instrument Society of America, 67 Alexander Dr, Research Park, NC 27709. Tel: 919/549-8411

Professional Program Excerpts*

Session 3: Simulation for Training and Process Control

Mon 10:15 am to 12:15 pm, Rm 114

Session Developer: M. Clemens, The Lummus Co
816 "A Training Program for Control Engineers Using Simulation"

M. Clemens, The Lummus Co


817 "Operator Training Simulator—User's Viewpoint"
A. Chou, Mobil Oil

(continued on page 90)

*Program sessions are subject to last-minute changes.

Line Printer Controllers that test themselves-

MDB makes the difference!



MDB
SYSTEMS INC.

THE WORLD'S LARGEST
INDEPENDENT MANUFACTURER
OF COMPUTER INTERFACES.

1995 N. Batavia St., Orange CA 92665
(714) 998-6900 TWX 910-593-1339

**Session 4: Tutorial Clinic: Future Batch
Factory Automation****Mon 10:15 am to 12:15 pm, Rm 118**

Session Leader: S. Bansal, Polaroid Corp

**Session 5: Personal Computers for Process
Control****Mon 10:15 am to 12:15 pm, Rm 300**

Session Developer: C. Andreason, Fisher Controls

- 846 "Evaluating Personal Computers for Use in Process Control"
J. B. Grierson and D. R. James, Systems Application Engineering Inc
- 847 "Use Your Personal Computer to Simulate, Test, and Fine Tune Process Control Loops"
P. Y. Keskar, Merck & Co, Inc
- 848 "The Development of the Personal Control Computer (PCC)"
J. J. Pinto, Action Instruments Co, Inc
- 849 "Personal Computers Automate Instrument Maintenance Activities"
L. R. McArthur, Alyeska Pipeline Service

**Session 6: Panel: Data Communications
Standards****Mon 10:15 am to 12:15 pm, Rm 307**

Session Leader: R. Caro, Autech, Inc

Panelists: R. S. Crowder, E. I. DuPont De Nemours;
R. H. Douglas, Concord Data Systems; T. Kozlik,
Honeywell, Inc; and A. Hammond, Texas
Instruments Inc

Session 7: Fiber Optics Sensors**Mon 10:15 am to 12:15 pm, Rm 311**

Session Developer: R. Belz, Sverdrup Tech, Inc

- 876 "Fiber Optic Sensors in Industrial Applications—
An Update"
D. A. Krohn, Eotech Corp
- 877 "Fiber Optic Motion Sensors"
T. Boiarski, Battelle Columbus Labs
- 878 "Optical Fluid Distribution Measurement
Systems"
D. E. Larsen and V. S. Scown, EG&G Idaho
- 879 "Industrial Optical Pyrometers Survive by
Design"
J. V. Meleski, Ircon, Inc
- 880 "Fluoroptic τ M Thermometry—A Self-
Referenced Fiber Optic Thermometry
Employing a Phosphor Sensor"
R. Alves, J. Christol, M. Sun, and
K. Wickersheim, Luxtron

Session 19: Control Systems Reliability
Tues 8:30 to 10:30 am, Rm 307Session Developer: J. P. Rooney, Foxboro Co
819 "Reliability Considerations of System
Architecture"
J. F. Olivieri, Foxboro Co

**Session 21: Programmable Controller
Applications****Tues 8:30 to 10:30 am, Rm 311**

- Session Developer: R. E. Bergerson, Industrial Systems
Design
- 850 "Robot, Vision, Programmable Controller, and
Computer Team to Provide 1-Step Test of Finished
Assemblies"
J. A. Almond, Texas Instruments Inc
- 851 "Coordinated Bleach Plant Operation—Advanced
Regulatory and PC Functions"
M. Greaves and S. E. Kallos, Foxboro Co
- 852 "Automation of Pharmaceutical Operations
Using Programmable Controllers"
L. K. Hill, D. J. Fraade, and F. Riggs,
Burroughs Wellcome

Session 22: Electro Optics**Tues 8:30 to 10:30 am, Rm 201**

- Session Developer: N. Hartman, Battelle Memorial
Institute
- 881 "Optical Data Processing and Object
Recognition"
J. Upatnieks and I. Cindrich, Environmental
Research Institute of Michigan
- 882 "Holographic Camera, a New Instrument"
M. Chang and D. Rosenthal, Newport Corp
- 883 "Applications of Integrated Optics in Industrial
Process Control"
C. M. Verber, Battelle Columbus Labs
- 884 "Optical Detection of Surface Flaws"
R. Simonson and R. J. Reid, Target Systems Inc
- 885 "Today's Lasers in Manufacturing"
J. Johnson, Control Laser Corp

Session 31: Process Control Packages**Tues 10:45 am to 12:45 pm, Rm 307**

- Session Developer: R. Lankering, IBM Corp
- 821 "Installation of the New ACS Process Control
System at Imperial Oil"
G. C. Bodie, Imperial Oil Ltd


(continued on page 92)

Introducing

ZENITH[®]

LAND[™]

Local Area Network Driver



The Zenith LAND Hybrid (Local Area Network Driver) is a cost-effective, highly reliable interface for baseband LAN's including Datapoint's ARCNET[™], and other compatible systems.

LAND FEATURES

- Space savings economy
- Functional with most baseband protocols
- 20 single inline pin (SIP) configuration
- Available in straight or right angle lead frame package
- Designed for flexibility—uses -5V or -12V drive
- Noise immunity and filtering for interference free data travel through up to 2000 ft. of coaxial cable
- A physical layer implementation for interface with most LAN topologies
- Alumina ceramic substrate base with Durez coating, or optional glass cover coating

Zenith offers design and production capabilities to tailor or customize this product, and other types of hybrid micro-circuits, to your individual specifications. For more details or information, call or write Zenith Radio Corporation/CRT & Components Operations, 1000 Milwaukee Ave., Glenview, Illinois 60025. Telephone: (312) 391-7733; Telex 25-4396.

LAND – Another Zenith Hybrid Advantage

ZENITH[®]

The quality goes in before the name goes on.[®]

(continued from page 90)

- 822 "A Process Control Language for Distributed or Centralized Architectures"
J. I. Llansa, Setpoint, Inc
- 823 "An Interactive Fill in the Blanks Software System for Process Control"
H. R. Foster, Quadrex Computer Systems
- 824 "A Language for Specifying Sequential Control Processes"
E. Ellisor, IBM National Accounts

Session 32: Factory Automation

Tues 10:45 am to 12:45 pm, Rm 311

- Session Developer: J. Rovnak, Stone & Webster
- 853 "A Microcomputer-based CAD/CAM System for Low Cost Automation"
J. Y. F. Chen and V. C. Venkatesh, National Univ of Singapore
- 854 "Networked Programmable Controller Applied to Realtime Batch Process Control"
W. F. Raines and T. D. Metzgar, Texas Instruments Inc
- 855 "Distributed Faultproof™ Industrial Control System"
R. H. Caro, Autech Data System
- 856 "Robotic Intelligence Techniques Applied to Factory Automation"
J. J. Pinto, Action Instruments Co, Inc

Session 44: Control Systems Requirements Documentation

Wed 8:30 to 10:30 am, Rm 311

- Session Developer: D. Campbell, Foxboro Co
- 825 "On the Development of System Hardware and Software"
M. G. Rehoff, Jr, Univ of Tennessee
- 827 "Requirements Definition for Process Control Systems"
P. Ward, Yourdon Co; and D. Campbell, Foxboro Co
- 828 "Models of Complex Process Control Systems"
I. Morrow, Arthur Young, Inc; and B. Robinson, Foxboro Co

Session 45: Panel: ISA and Computer Networks

Wed 8:30 to 10:30 am, Rm 201

- Session Leader: H. P. Zinschlag, Monsanto Co;
- Panelists: H. P. Zinschlag, Monsanto Co; C. D. McAlister, ISA; R. E. Blue, IBM; W. C. Rutledge, Mead Corp; L. K. Christensen, Fisher Controls; R. Wang, Exxon Co; and R. Mulley, Fluor

Session 48: Distributed Control

Wed 8:30 to 10:30 am, Ballroom A

- Session Developer: J. Hefler, Bechtel Power Corp
- 917 "System Models as Configuration Tools"
R. Bibbero and J. J. McCarthy, Honeywell PMSD
- 918 "Power Plant and Industrial Automation through Distributed Control"
L. K. Klein, Eaton Corp
- 920 "Effectively Using Distributed Control Concepts"
D. Scharringhausen, M. W. Kellogg Co

Session 58: Clinic: Robotic System Packages

Wed 10:45 am to 12:45 pm, Ballroom C

- Session Developer: R. Lankering, IBM Corp
Speaker: W. Short, IBM Corp
- 832 "Robotic Control Language"
T. M. Larson, Unimation, Inc

Session 59: Clinic: Communications and Intelligent Human Interfacing

Wed 10:45 am to 12:45 pm, Ballroom D

- Session Developer: R. A. Whitehouse, General Electric Co

Session 65: Tutorial Clinic: Future Batch Factory Automation

Thurs 8:30 to 10:30 am, Rm 118

- Session Developer: S. Bansal, Polaroid Corp

Session 66: Clinic: Programmable Controllers

Thurs 8:30 to 10:30 am, Ballroom C

- Session Developer: J. Benedetto, Modicon

Session 67: Man/Machine Interface

Thurs 8:30 to 10:30 am, Rm 201

- Session Developer: K. Hopkins, DECI Corp
- 857 "Ease of Use"
R. S. Shirley, Foxboro Co
- 858 "Realtime Information Access and Control through Programmable Controller-based Automation"
A. R. Miller, Process Control Industries, Inc

TIME-PROVEN PERFORMANCE



While new printers with impressive specifications are introduced on an almost daily basis, only time will tell the true quality of the product. Over the past 2 years our customers have continued to buy the DS180 printer, not only because of its impressive performance and competitive price, but also because of our outstanding track record for product reliability and customer support.

We have continually improved on the performance of the DS180 by incorporating such enhancements as dot addressable graphics, 6 user-selectable print sizes and a 2000 character buffer. These features coupled with 180 cps printing, parallel and serial interfaces, adjustable tractor feed and over 40 other programmable features, make the DS180 one of the most versatile matrix printers available today.

Before you select your next printer, why not take a look at a time-proven performer—the Datasouth DS180.


The DS180 printer is available nationwide through our network of sales/service distributors.

datasouth computer corporation

P.O. Box 240947 • Charlotte, NC 28224 • 704/523-8500
Telex: 6843018 DASOU UW

CIRCLE 49

Introducing the High Touch™ Terminals. Because there's more to ergonomics than simply separating keyboard from monitor.




Have you ever noticed that the more high technology we put into the workplace, the more human touches the workers put in?

We noticed. Plants, pictures, macrame. Funny coffee cups.

We decided that people were trying to tell us something. There's a real need to soften the interface between people and high technology.

So we designed our new High Touch™ terminals from the desktop up to work together



6' coiled cable lets you put the keyboard anywhere.

with biology, not just with technology.

Because if our product doesn't feel good, you DP managers and OEMs don't look good.

There's more to ergonomics than simply tacking on a few faddish features as an afterthought. We put our thinking in up front. We spent a long time studying the way humans relate to computers. And we came up with a whole new way for computers to relate to humans.

No aspect of terminal design escaped our deepest consideration. Or reconsideration.


And the result is a terminal that's downright considerate.

Because whether you're a DP manager or an OEM, the fact remains that the terminal represents your system. So High Touch terminals are made to feel as good as they look to the people who use them.

Dozens of little touches add up to the convenience and comfort of High Touch. For

example, we put the power "on/off" switch and contrast control knob in front where they're easy to reach.

The monitor not only tilts and swivels, it



Low profile DIN-standard keyboard with adjustable tilt.

stops positively in almost any position. With other tilt-and-swivel terminals, the cables always seem to reposition the monitor for you the moment you have it adjusted perfectly.

The clean, crisp display features a large character matrix on an easy-to-read non-glare screen—made even easier to read by the hooded bezel.


The low profile, DIN-standard keyboard is not only tapered, its angle of tilt is easily adjusted for maximum operator comfort.

And the Selectric® layout with its sculptured keys and tactile home row positioning make data

entry almost as natural as talking.

Because the only thing that should be difficult is making an error.

On the ADM 11, for example, you'll find the separate



Monitor tilts and swivels to almost any position. Both models available with 12 or 14 inch screens.

rate cursor control keys logically arranged in a cross for ease of use without looking.

We placed the *control* and *escape* keys close to the alphanumeric keys, where people just naturally expect to find them.

And there are no keys at all next to the space bar, so no one can accidentally hit them.

Our uncluttered keyboard, with its logical and physical separations between key groupings, improves your efficiency.

On the whole, we've taken the approach that if something isn't needed, it shouldn't be there. That's why the ADM 11 has just four function keys shiftable to eight.

And speaking of staying out of the way, our High Touch terminals' small footprint will fit as easily on a secretary's return as on an executive's credenza.

Because styling and comfort are just the first steps toward increased productivity.

No terminal has ever been so easy to live with. But don't get the idea that High Touch is the opposite of High Tech. It isn't.

The ADM 11, for example, is a High Touch conversational terminal that accepts data continuously at 19.2 kilobauds.

Block mode terminals simply can't match this high throughput.

In addition there are four programmable function keys (shiftable to eight) with two levels of setup mode to reduce errors while still giving the operator maximum flexibility.

On the other hand, for a High Touch terminal that's more intelligent and has more functions and features, choose the ADM 24E. It features a moveable 24-line window you can use to look at 48 (or optionally, 96) lines of memory.

There are eight non-embedded attributes with embedded mode for existing applications, and 16 programmable non-volatile function keys (shiftable to 32) with legends on the status line (25th line). It runs in either conversational or block mode.

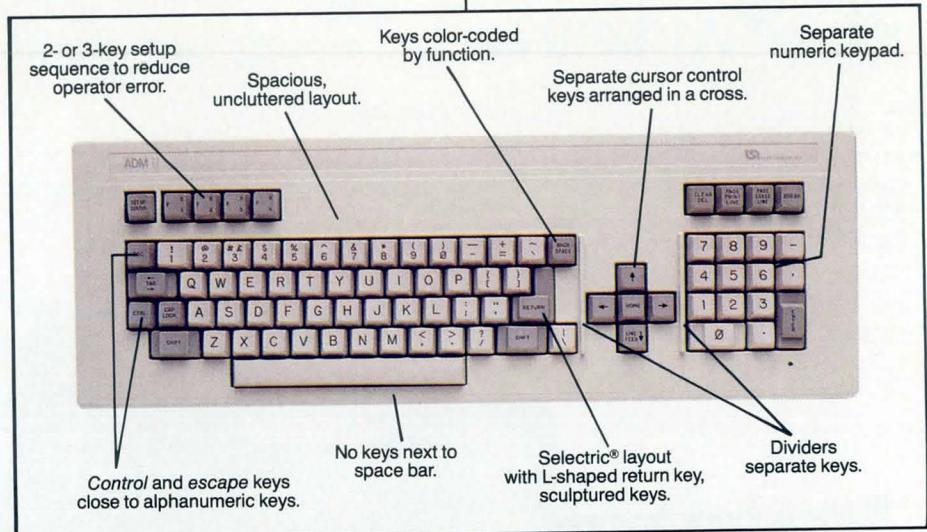
The ADM 24E also offers

base. We've been continuously implementing state-of-the-art technology in an ever-expanding line longer than any other major manufacturer.

So it's no surprise we're introducing the most advanced stage of terminal evolution. Who else would?

Our terminals are used in more computer-based systems than any other. And survey after survey shows we're the world's favorite terminal manufacturer. When you buy Lear Siegler, you're buying proven quality and reliability, backed by the broadest network of full service centers anywhere. That means you can get walk-in Express Depot™ service, on-site service and extended warranty service in 3,000 cities nationwide.

Lear Siegler High Touch terminals are made in America—designed, engineered, manufactured and shipped from Anaheim, California to provide



plenty of additional space for OEMs, with up to 56K ROM and 22K RAM.

When it comes to terminal technology, we're the historic leader with the largest installed

you with the best local support. That's one reason they're called the American Dream Machines.

Our new High Touch terminals. Because it's high time.



LEAR SIEGLER, INC.
DATA PRODUCTS DIVISION

901 East Ball Road, Anaheim, CA 92805 800-532-7373 • 714-774-1010

Everybody makes terminals. Only we make Lear Siegler's.

Call your favorite Authorized Distributor: Advanced Technology • Consolidated Data Terminals • Continental Resources • The Datastore • Data Systems Marketing • David Jamaison Carlyle, Inc. • Gentry Associates • Hall-Mark Electronics • M/A-COM Alanthus, Inc. • Marva Data Services • M.T.I. • National Computer Communications • Pioneer (Standard, Harvey, Gaithersburg) • 2M Corp. • Wyle Electronics • Kierulff Electronics. Or call Lear Siegler at 800/532-7373.

DEC* COMPATIBILITY PLUS PERFORMANCE DEPENDABILITY ECONOMY

Monolithic Systems Corporation has provided reliable DEC compatible memory products for over 12 years. In fact, MSC patented the first semiconductor memory product in 1974! The success of Monolithic Systems has been attributed to products that perform better than any other in the business, products that have the modularity to grow with the systems that they're installed in and products that offer the best price in the market. These claims are supported by a one-year warranty which underscores MSC's superior quality in design and manufacturing.

In 1983 MSC will continue to lead the market with products for Q-BUS* and VAX* machines. These products will be very formidable contenders for years to come. As always, Monolithic Systems will be on the leading edge of memory technology and innovation with products to last the life of your machine.

For further information on Monolithic Systems Corporation and how we may support your computer needs, call Toll Free 1-800-525-7661.



USA


84 INVERNESS CIRCLE EAST
ENGLEWOOD
COLORADO 80112
303-770-7400
TELEX: 45-4498

EUROPE

JUSTINIANSTRASSE 22
6000 FRANKFURT aM MAIN 1
WEST GERMANY
611590061
TELEX: 41-4561

CANADA

6503 NORTHAM DRIVE
MISSISSAUGA
ONTARIO, CANADA L4V 1J2
416-678-1500
TELEX: 96-8769



**DEC VAX - 11/730, VAX - 11/750 AND VAX - 11/780 MEMORY
TOTAL DEC HARDWARE AND SOFTWARE COMPATIBILITY
DEC EQUIVALENT PERFORMANCE AND CAPACITY
MSC RELIABILITY, QUALITY AND SERVICE**

*DEC, Q-BUS, VAX and LSI are registered trademarks of Digital Equipment Corporation.

TERMINALS, LISTEN UP, SPEECH RECOGNITION IS A REALITY

“Speaker-independent” speech recognition technology can simplify data terminal operation for many users.


by Thomas B. Schalk and
Elizabeth L. Van Meir

Terminals will soon carry a low-cost speech recognition option that will greatly enhance their functionality. Sparked by a succession of technological developments, speech recognition systems are ready for application in intelligent data terminals. In addition to breakthroughs in basic voice recognition techniques, a number of digital signal processing microcomputers are becoming available. These microcomputers cut cost and hardware complexity in terminal systems.

The goal of a low-cost speech recognizer should be to recognize every speaker's voice. So far, all of the well-known techniques have been used to design speaker-dependent systems. Now, an innovative speech recognizer, using a “feature analysis” technique that is based on analysis of a voice's phonetic features, has been developed. The

Thomas B. Schalk is senior vice president of consulting at Voice Control Systems, Inc, 16610 Dallas Parkway, Dallas, TX 75248, where he is manager of the speech recognition consulting staff. Mr Schalk holds a BSEE from George Washington University and a PhD from Johns Hopkins School of Medicine.

Elizabeth L. Van Meir is marketing manager in charge of marketing and public relations at Voice Control Systems. She has studied journalism at the University of Maryland.



key aspect of this system—speaker independence—is essential to applications in which many users share the terminal.

A timesharing computer system typifies this concept. Users of such a system log on simply by uttering their passwords into the system. (Passwords are usually a string of four digits). To activate a speaker-dependent terminal, a user would first go through a “training session” during which he enrolls his voice patterns into the system. The enrolling of voice patterns is a time-consuming process that may have to be repeated several times to be successful.

After logging on, a speaker-dependent recognition system can be more beneficial than a speaker-independent one. This is because speaker-dependent systems have larger and more flexible vocabularies.

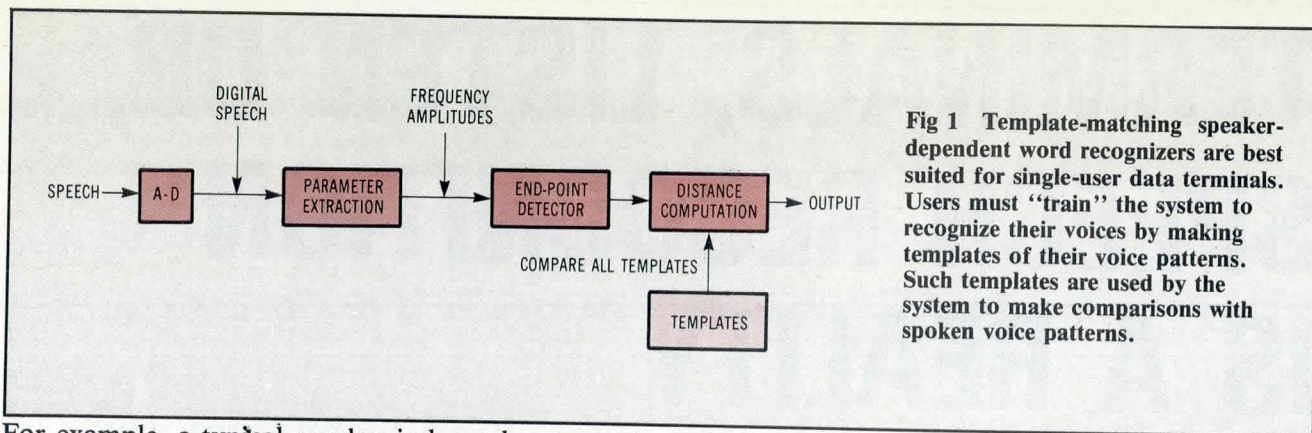


Fig 1 Template-matching speaker-dependent word recognizers are best suited for single-user data terminals. Users must "train" the system to recognize their voices by making templates of their voice patterns. Such templates are used by the system to make comparisons with spoken voice patterns.

For example, a typical speaker-independent system is limited to recognizing the digits zero through nine, and simple control words such as yes, no, stop, begin, and erase.

A number of terminal manufacturers now offer speaker-dependent voice-input features made possible by the development of dedicated digital signal processing (DSP) microcomputer chips. Among the most popular DSP devices are the Texas Instruments' TMS 320, Nippon Electric's NEC-7720 and Intel's 2920. Second-generation versions of these devices should provide additional memory and greater versatility, spurring more advanced speech recognition applications.

Board-level speech recognition products are also making their presence felt in terminals. Interstate Electronics makes a recognition board that fits inside standard cathode ray tube (CRT) terminals such as the DEC VT-100, and Keytronics has keyboards with self-contained, standalone recognition hardware. Texas Instruments offers optional voice input on its personal computer. Even home computers, such as the voice-input option offered by Milton Bradley, benefit from voice enhancements. Other speech recognition manufacturers are gearing up to provide systems for data terminals.¹

Although rapid strides are being taken to incorporate recognition systems into data terminals, designers must remember that voice-input technology is still evolving and has limitations. And compared to input devices such as keyboards, speech technology is still very expensive. However, current improvements, coupled with new programmable integrated circuits may open the way for integrating speech recognition technology with data terminals.

The status of recognition technology

Voice recognition is called an interface technology in which human voice patterns are analyzed by a machine to determine the words spoken. Recognized commands are sent to a computer system that converts them into physical functions. For example, voice input can be used to move and control a cursor in a terminal's CRT. In this sense,

voice recognition is a value-added feature of a keyboard, much like a 10-key numeric pad.

Although some observers believe that voice recognition could replace the keyboard, current technology is not yet sufficiently developed to achieve that end. Advances in capabilities and performance must occur in three major areas: connected speech versus single-word recognition; vocabulary size; and speaker independence.

Most current voice recognizers operate only on discrete or isolated speech. Isolated word recognizers impose speaking rate restrictions on users. That means users must pause between words so that each word's end points can be determined. Even the few commercially available connected-word recognizers perform better on isolated speech than on connected speech.² The reason is that the acoustic variation is greater for connected speech than for discretely spoken words.

Speaker-independent systems represent a practical alternative for speech recognition in data terminals.

On the issue of vocabulary size, users tend to be more impressed with the number of words the system can recognize than in their own application needs. No current system comes close to having recognition capabilities comparable to those of a person. But a vocabulary as simple as "yes" and "no" can have practical applications. For example, a pay-by-phone service could use a series of yes-no questions to allow customers to pay bills.

Even expensive recognizers have difficulty with vocabularies of over 200 words. For this reason, designers should minimize the number of words in the vocabulary for a specific application; the selection of words is more important than the absolute number. Thus, the vocabulary application requirements are more critical than recognizer restrictions.

Almost all available recognition systems are speaker dependent. Such systems impose training requirements on users who must enroll their unique

voice patterns into the system. Typically, users utter each word in the vocabulary five times. The voice patterns, called templates, are stored in a random access memory (RAM) as reference patterns, and are accessed for comparison purposes whenever users access the system. Because of the comparison scheme, users may have to re-enroll certain words into the system to achieve the proper recognition performance. Most speaker-dependent, isolated-word recognizers are based on the template-matching technique.

The block diagram of Fig 1 illustrates the data flow in a typical template-matching system. A microphone converts acoustic waves into electrical signals that are then digitized. Parameters—usually frequency amplitudes—are extracted from the digital representations, typically every 20 ms. When a word's end points are determined, the input parameters are formatted and compared to each template. If a proper match occurs, the word is hypothesized or selected. After a specific word has been recognized, "machine acceptable" data such as binary codes, signals, or impulses can be sent to a host computer.

Template-matching systems are beset by inherent weaknesses. If the size of the vocabulary doubles, the template memory size also doubles. This increases system response time since twice as many template data must be compared to the input data word. In addition, the template comparison does not begin until the end of the spoken word. This so-called energy-based end-point detection scheme also slows system response time. Another criticism of template-matching systems is that they do not mimic the human auditory process. They are sometimes called signal matchers as opposed to speech recognizers. Nevertheless, such systems represent the majority of existing recognizers.

Fig 2 shows the flow diagram of Voice Control System's speaker-independent recognizer. As a feature-analysis system, it overcomes many of the problems of speaker-dependent recognizers. No training or speaker enrollment is necessary. The feature-analysis technique requires examining

The most important voice-input applications are those where speech offers a clear advantage over manual input.

word features only to the extent of recognizing a word's unique components. Characteristics such as coloration, pitch, accent, and inflection are disregarded. When the beginning of a spoken word is detected, feature identification begins.

A word can be selected when a sequence of features is identified along with the end of the word. Some investigators believe that this concept applies to human speech perception. Speaker-independent feature-analysis systems use no templates. Instead, reference data are stored in a read only memory (ROM) to help identify such features as a leading "s." Since the English language has a limited number of distinct features, the memory size required to accommodate vocabularies is small, even for very large vocabularies. Moreover, processing time and response speed are quite insensitive to vocabulary size. Speaker-independent systems are beginning to manifest themselves as solutions to the speech recognition problem. With their potential for optimizing a manufacturer's price/performance needs, they represent a practical alternative for speech recognition in data terminals.³

Designing-in recognition hardware

In modern computer systems, speech recognition hardware is usually found in one of four locations: within the CRT, within the host mainframe, within the keyboard, or as standalone peripheral units. Most speech recognizers fall into the last category—they are standalone peripherals having RS-232 compatibility.

There is also a growing trend toward single-board units designed to fit within a terminal system. Fig 3 shows such a board for an Apple computer. These types of recognizers typically cost between \$1000 and \$3000 and are speaker dependent.

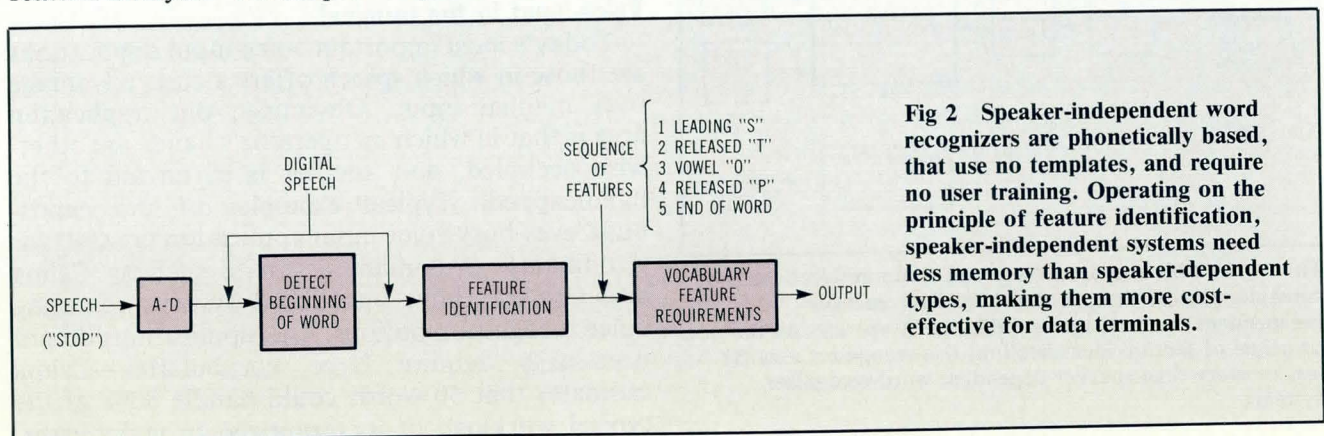


Fig 2 Speaker-independent word recognizers are phonetically based, that use no templates, and require no user training. Operating on the principle of feature identification, speaker-independent systems need less memory than speaker-dependent types, making them more cost-effective for data terminals.




Fig 3 Speech recognition hardware is decreasing in size as illustrated by this single-board system for an Apple computer. Although this prototype is not standalone, RS-232 compatible peripherals are well suited to data terminal applications.

The amount of RAM required for template storage varies significantly among systems; on a per-word basis, storage differences can be anywhere from 10 to 1000 bytes/word. Storage size varies due to basic differences in recognition algorithms, and more importantly, due to the type of distance measure used to compare templates with the input data.⁴

Optional speech recognition circuitry usually dictates simple hardware interfaces such as bit-serial transistor-transistor logic (TTL) or RS-232 to minimize the number of connector pins and cables between the speech recognizer and terminal. This technique is used in Voice Control System's recognizer as shown in the Fig 4 hardware block diagram. With the proper protocol, it is possible to place the speech recognizer in the serial path between the terminal and central processing unit (CPU). In this case, the recognizer acts as an intelligent bidirectional buffer and need not be in the same housing as the CRT or keyboard.

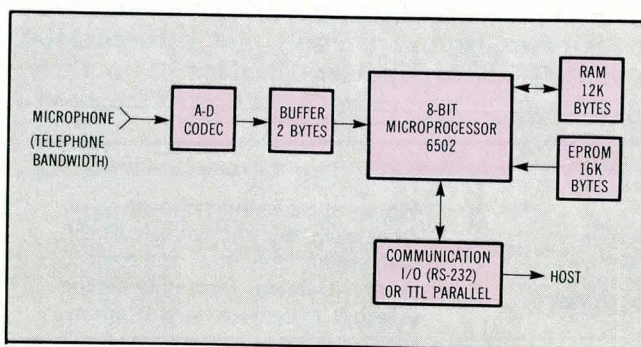


Fig 4 An 8-bit microprocessor and a communications port form the core of Voice Control Systems' speaker-independent word recognizer. Because it operates on the principle of feature identification, this recognizer uses far less memory than speaker-dependent word-recognizer systems.

The arrival of high speed, cost-effective complementary metal oxide semiconductor (CMOS) microprocessors and peripheral circuits make it possible to design speech processors having low power dissipation. This simplifies heat removal and power supply design since the speech system can be sealed and powered from the CRT or host computer. The growing use of CMOS gate arrays permits smaller speech system packaging configurations.

Because speech recognition technology is in a dynamic state, it is very important that any speech recognizer system be software based. This gives a designer the necessary flexibility to incorporate algorithm enhancements. On the other hand, hardware-based systems will probably become obsolete in about three years.


Microphone selection is an important consideration when integrating voice input with terminals. The microphone should be chosen with two factors in mind: the background noise of the environment, and the system application. In general, microphones with low signal to noise (S/N) ratios increase the probability of speech recognition errors. For high performance, S/N should be greater than 25 dB. A popular microphone with good noise-cancelling ability is the Shure SM-10. A headband microphone, the SM-10 is most suitable for "hands-busy/eyes-busy" environments such as computer aided design (CAD) applications. However, this type of microphone is inappropriate for executive workstations. An excellent choice for the executive is the common telephone handset. Many of the new executive terminals already incorporate such handsets, so users are familiar and comfortable with this type of input device.

For quiet environments, the lapel microphone, which clips onto clothing, is a good choice. Even better is a directional microphone mounted inside a CRT terminal. From a human factors viewpoint, this may be the ideal choice. Users easily accept the familiar handheld microphone, but it is unsuitable for applications requiring hands-free terminal operation.

Voice-input in the terminal

Today's most important voice-input applications are those in which speech offers a clear advantage over manual input. Obviously, one application area is that in which an operator's hands are otherwise occupied, and another is as an aid to the handicapped. Typical examples of the hands-busy/eyes-busy voice input application are CAD environments. CAD manufacturers, such as Calma and Graftek, have introduced systems featuring voice recognition options. CAD applications do not necessarily require large vocabularies—Calma estimates that 50 words could handle 80% of the typical workload of its terminals. In many cases,

You Asked For A PE™ Plug Compatible With Smart Features.



MPC Delivered!

The MPC 1100's standard features give you high performance Perkin-Elmer™ 1251 plug compatible CRT terminal unmatched in cost effectiveness. 100% code compatible with all Reliance-Plus™ operating system software, the 1100 runs PE™1251 application programs with no costly modifications.

Today's price/performance alternative, the microprocessor-based 1100 completely emulates the PE™ 1251. . . . then adds powerful extras—like an enlarged 14" non-glare screen, expanded video memory, and display enhancements—as standard features.

Available Now!

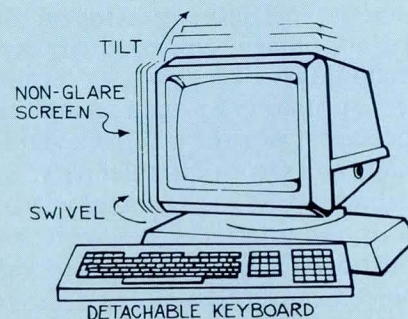
Why wait through long factory lead times? Your local MPC distributor can deliver your MPC 1100 PE™ plug compatible ASCII terminal, loaded with extras, from stock today.

A worldwide distribution network provides sales and service for the complete MPC family of sophisticated CRT Terminals. Call (703) 430-1800 for the name of the distributor nearest you.

You'll See Built-in Extras at no Extra Cost!

MPC's 1100 brings you the costly options of other terminals as standard features. A new generation of engineering excellence delivers an unmatched range of standard features.

- **Alphanumeric Editing Terminal:** A microprocessor-based smart editing ASCII terminal. Choice of screen phosphor (amber, white or green).
- **Double High/Double Wide Character Capability**
- **40, 80 or 132 Columns:** User selectable for individual needs.
- **Two RS-232 Ports**
- **UL Listed, FCC & CSA Approved**
- **Soft Set-Up Plus Host Configurable:** All attributes can be changed dynamically from the keyboard or host computer.
- **Twelve Programmable Function Keys,** shiftable to 24, plus a programmable numeric keypad store up to 36 individual function sequences in NVR.
- **Eight pages of video memory**
- **Non-glare 14" Screen**
- **Multiple Screen Attributes**
- **Detachable keyboard**



Ergonomics: MPC's terminals offer a non-glare screen, rotate 60° in either direction and compensate for height variations by tilting up to 20°. The detachable keyboard meets European DIN specifications.

Call Mark Cunningham
at (703) 471-6000 for the
name and location of the
distributor nearest you.

Micro Products Company
Rte 634 & Acacia Lane
Post Office Box 198
Sterling, Virginia 22170
Telex: 910759
Phone: (703) 471-6000

a division of C3 Inc.



Barry Morgan—C3 Inc.
Kingswick House
Sunninghill,
Berkshire, England SL57BJ
Telex: 848980
Tel Ascot (0990) 23491



Fig 5 This portable speaker-independent word recognizer designed by Voice Control Systems is a demonstration unit for showing speech recognition capabilities. A liquid crystal display depicts the spoken word, and the telephone handset serves as the microphone.

voice recognition enhances productivity in CAD environments. Intel reports gains from 40% to 200% in their voice-input CAD environment. IBM's personal computer uses CAD software called the DASH-1. This software uses 18 commands to call picture templates from a parts library and position them on a CRT screen. Limited vocabulary applications of this type are another productive use of voice-input technology.

Speech recognition hardware can also help improve productivity in industrial control. For example, in quality control, a person can inspect a part and report its defects verbally into a computer. Inspectors do not have to put the part down to log its defects, nor do they require any kind of typing skills.

Besides its contribution to office and factory productivity, speech recognition offers "perceived benefits." These are associated with the state-of-the-art image conveyed by speech recognition technology. Executive CRT terminals, for example, serve primarily for data review and retrieval—voice messages, documents from data bases, electronic mail, and electronic calendars. Speech recognition technology in the terminal enhances such applications and interfaces well with these features. Fig 5 illustrates an "image" word recognizer built by Voice Control Systems to demonstrate the benefits of speech recognition.

Home and personal computers also fall into the perceived-benefits category. Possible uses range from household accounting to voice-controlled joysticks. Texas Instruments has recently developed a "transparent keyboard" concept for its personal computer. This allows a programmer to convert conventional software into voice-input software. The use of voice commands actually simulates keystrokes.

Good speech recognition performance and small vocabularies go hand in hand, especially for

speaker-independent recognizers. Large vocabularies are best handled by incorporating syntax into the application software. That is, certain words can be activated based on the last word recognized. This concept works well for speaker-dependent, isolated word recognizers and is ideal for the menu-based systems often used in terminals.

A few of the common menu-based applications include text editors, voice store and forward, videotext, and data query systems. If speaker-independence is required, a small (10-word) vocabulary can remain active at all times, while the functions (meanings) of individual words can change based on the menu or question. Given a maximum of 10 choices in a menu-based system, numbers one through ten can be used as words with which to make menu selections. This concept is equally applicable to speaker-dependent recognizers. Another technique for menu-based systems involves cursor movement to identify menu selections. A small, fixed-word vocabulary can easily accomplish this, making speaker independence appealing.

Speaker independence and the telephone have a number of common applications. Technically, a telephone is a terminal since data can be input by voice and responses can be provided to users via synthetic speech. Future uses are numerous, including pay-by-phone, videotext, home banking, and voice store and forward. In fact, it is reasonable to expect special-function keys on keyboards to be voice activated through speaker-independent technology. Future applications will exhibit tremendous improvements in voice technology, and possibly within a decade, the telephone will become the universal terminal.

References

1. W. A. Lea, "Selecting the Best Speech Recognizer for the Job," *Speech Technology* 1, no 4, 1983, pp 10-24.
2. G. R. Doddington and T. B. Schalk "Speech Recognition: Turning Theory into Practice," *IEEE Spectrum*, Sept 1981.
3. R. A. Cole, R. M. Stern, M. S. Phillips, A. P. Pilant, and P. Specker "Feature-Based Speaker Independent Recognition of Isolated English Letters," *IEEE Proceedings, ICASSP 83*, vol 2, 1983, pp 731-733.
4. T. B. Schalk and M. L. McMahan "Firmware-Programmable Microcomputer Aids Speech Recognition," *Electronic Design*, vol 30, July 1982, pp 143-147.


Please rate the value of this article to you by circling the appropriate number in the "Editorial Score Box" on the Inquiry Card.

High 701

Average 702

Low 703

THE MULTIBUS* - MEGABYTE CONNECTION



MM-9000D

1M BYTE NOW... 4M BYTES LATER

If you want the highest capacity, best performance, and lowest price add-in memory for your Multibus* system, the MM-9000D is your best buy.

Compatible with Multibus* systems employing 8086, 68000, or Z8000 microprocessors, the MM-9000D provides the flexibility you need for future system upgrades. With 64K DRAMs you can get 1M byte now... when the 256K DRAMs are in production, you can get up to 4M bytes.

The MM-9000D is also a system enhancer because it allows you to extend memory capacity to keep pace with upgrading of your capability. For card slot limited systems, one MM-9000D replaces two 500K byte boards, so you pick up an extra card slot for other uses. Or, if you're power and memory limited, a single 1M byte MM-9000D uses as much power as one 500K byte board.

● FEATURES ●

- 64K DRAM Capacity: 512K, 768K, 1M bytes
- 256K DRAM Capacity: 2M, 3M, 4M bytes
- Cycle/Access Time: 350/240 nsec
- Parity generation and checking with the parity output stored in an Error Status Register whose output can be jumpered to any bus interrupt
- Module selection on 4000_H boundaries in the 16M byte address field
- 24 address bits to address 16M bytes
- 1-year warranty on parts and labor
- Temperature-cycled and burned-in during memory diagnostics

*Trademark of Intel Corp.

NEED OTHER MULTIBUS MEMORIES?

● MICRO MEMORY HAS A COMPLETE LINE ●

PART NO.	CAPACITY	TYPE	PART NO.	CAPACITY	TYPE
MM-8086E	512K-128KB	DRAM, EDC	★MM-8500D	256KB	CMOS, Calendar/Clock
MM-8086D	512K-32KB	DRAM	MM-8086C	64K-16KB	CMOS, Calendar/Clock
MM-8000C	128K-64KB	CMOS	MM-8086	32KB	Core
			★NEW ITEM		


MICRO MEMORY... FIRST IN MICROCOMPUTER MEMORIES

**micro
memory
inc**

9436 Irondale Avenue
Chatsworth, California 91311

Telephone: (213) 998-0070

A BOOTH SPACE AT INTERFACE '84 IS MORE THAN



PRIME REAL ESTATE!

INTERFACE '84 Annual Conference & Exposition puts you at the center of a very powerful marketplace. Exhibiting at INTERFACE '84 makes you visible to top level data communications/information processing specialists and the executives with decision-making power. That's why a booth at INTERFACE '84 is more than prime real estate.

From March 12 to 15, these executives will be in Las Vegas at INTERFACE '84 to find solutions to their data communications/information processing systems problems. They are the people who control the budgets for their corporation's information processing systems purchases, and by their presence at INTERFACE they are making the statement that they are ready to do business. Just like they've been doing at INTERFACE for the past 11 years.

At INTERFACE '84, they could be looking for the product or service you have to offer: Local Area Nets Front Ends & Modems Network Services Desktop Computers Satellite Links Network Monitors and the elements that constitute office/information systems integration.

And the INTERFACE Conference delivers the kind of professional audience you want. The INTERFACE Conference is a program of 75+ informative sessions featuring the industry's leading experts. They address communications/information systems technology and its benefits to the corporation. The result is that informed professionals are ready to talk to you about your products.

Exhibit space at INTERFACE '84 is more than prime real estate because attendees want to do business. To reserve your INTERFACE '84 exhibit space today, or for more information, call (800) 325-3330. In Massachusetts, call (617) 449-6600. Or write to INTERFACE '84, 300 First Avenue, Needham, MA 02194.

INTERFACE '84

TWELFTH ANNUAL CONFERENCE & EXPOSITION


Co-Sponsored by
BusinessWeek and **Data Communications**
March 12 to 15 Las Vegas Convention Center



A presentation of The INTERFACE GROUP, Inc., world's leading producer of computer conferences and expositions including INTERFACE '84, COMDEX/Fall, COMDEX/Europe, COMDEX/Spring, FEDERAL DP EXPO, and the nationwide COMPUTER SHOWCASE EXPOS.

DESIGNING FOR HIGH PERFORMANCE DATA ACQUISITION

This data acquisition engine combines bit-slice speed with Multibus versatility and a nonthreatening instruction set that resembles assembly language.



by Aaron Boxer

In a minicomputer system designed to help scientists and other technical users monitor and control realtime processes, data acquisition performance must be reliable. Usually, process data are gathered from any number of specialized user input/output devices, including sensors, stripchart recorders, and other instruments that monitor each event in progress. In addition, data must be gathered quickly so that the system can compute and display information as well as make realtime decisions.

Masscomp's MC-500 is a 32-bit Unix-based minicomputer system built for demanding realtime scientific and technical applications. The system architecture distributes the processing load among three dedicated subsystems that perform high

speed computation, graphics display, and data acquisition (Fig 1). These subsystems are linked by three high speed buses: a proprietary bus links the main central processing unit (CPU) with physical memory storage; Intel's Multibus connects system peripherals to the graphics display processors; and twin STD buses channel data between the system and user input/output (I/O) devices.

The key subsystem enabling the MC-500 to swiftly collect and process critical realtime data is a data acquisition and control processor (DA/CP). This frontend, user-programmable, data acquisition controller can input or output analog or digital data at rates up to 2M bytes/s. Featuring 8 million instructions per second (MIPS), the DA/CP's 2901 bit-slice processor can manipulate two parallel STD buses that are connected to external user I/O devices. This lets the processor gather data, perform some preprocessing, and pass information along the Multibus to the system's main memory and graphics displays for further computation. When coupled with an analog input interface, the DA/CP enables the minicomputer to acquire analog data at a 1M, 12-bit sample/s rate.

Aaron Boxer is senior systems engineer at Masscomp Inc, 543 Great Rd, Littleton, MA 01460. He is responsible for data acquisition and control processor design. Mr Boxer holds a BS and an ME in biomedical electronics from Rensselaer Polytechnic Institute.

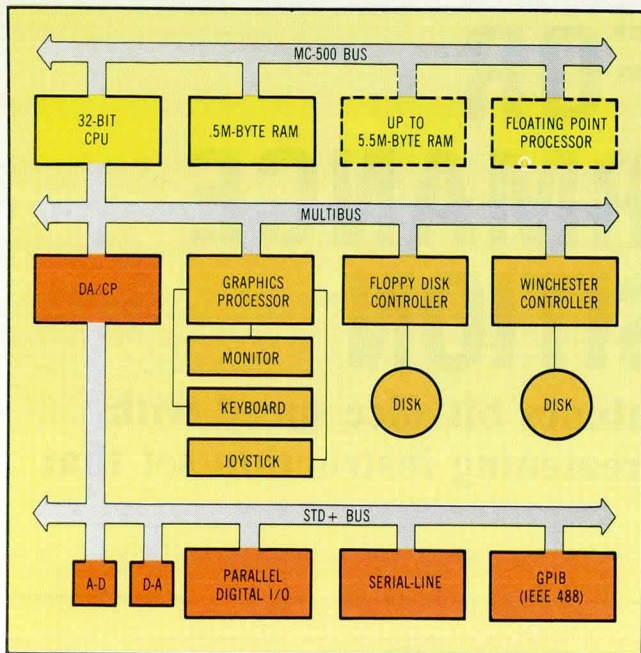


Fig 1 By using an architecture incorporating three different buses, the MC-500 minicomputer can direct processing tasks where they can be most efficiently performed. STD bus data are available to the high speed I/O frontend processor (DA/CP), and the results of 8-MIPS calculations are passed to main memory via the Multibus.

The minicomputer also features a continuous 2M-byte/s transfer rate from an analog to digital (A-D) converter to MC-500 memory. This is four times faster than any commercially available data acquisition system and faster than any rackmountable 14" Winchester disk. In fact, the MC-500's stored data acquisition performance will be limited by disk speeds for at least two more years.

Because the DA/CP is specifically a data acquisition controller, its software provides data types and functions that prove useful for transferring and monitoring data from peripherals such as A-Ds and digital to analogs (D-As). To make user programming as easy as possible, the instruction set is designed to look like that of a micro or minicomputer. An assembler with opcodes and syntax familiar to assembly language programmers, and a powerful debugger, are all part of the DA/CP programming package.

Clock control reduces decoding hardware

The DA/CP uses 2901 bit-slice chips for its data path, and 2911 chips for its program sequencer. Usually, bit-slice based processors have wide instructions to simultaneously control the sequencer and the data path. Instructions ranging from 64 to over 100 bits are common. However, the DA/CP has a narrow instruction width of only 40 bits, and includes instructions for controlling the data path and the sequencer. This approach results in a compact instruction set. MOVE class instructions control the data path and cause the sequencer to increment

the program counter. BRANCH class instructions control the sequencer in program jumps based on previous MOVE instructions.

While the narrow instruction width saves program-store random access memory (RAM) space, this savings could easily be lost in decoding MOVE and BRANCH instructions from the same bits. An unusual clocking scheme simplifies decoding and saves hardware. This clocking scheme also reduces the gate delays in decoding instructions and achieves 125-ns execution times for all DA/CP instructions.

The DA/CP's clock control circuitry is shown in Fig 2(a), while Fig 2(b) illustrates the specifics of clock timing. The arithmetic logic unit (ALU) clock enable signal is represented by 1 bit of the MOVE/BR instruction. When set, this bit enables the 2901's internal clock. The rest of the MOVE/BR instruction bits control data paths.

Once the 2901's clock is enabled, bits representing the 2911's next address multiplex control signal are forced to an 11 logic state. This results in

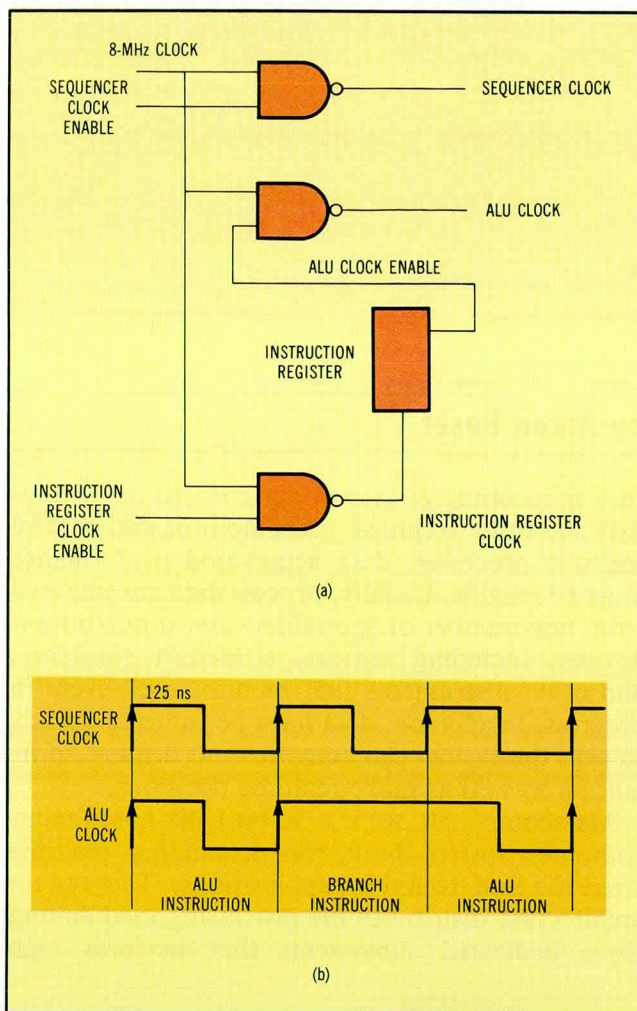



Fig 2 Clock-control circuitry of the bit-slice I/O processor (a) speeds instruction decoding and boosts performance. Clock waveforms (b) reveal the difference between MOVE and BRANCH instructions.

Now Adaptive Data Offers XEBEC¹⁴¹⁰ Users a Better Choice:

A Plug Compatible Disk Controller With Significantly Greater User Benefits



Our Winchester disk controllers offer a better interleaving capability, resulting in better systems throughput than XEBEC's controllers.

That's because our controllers have one-to-one interleaving. In other words, the ability to read every sector on the disk in just one pass. Just one quick revolution of the media.

So that means that your system will have the option to access the data from the disk at a faster rate. Because our controllers will read the data into an on-board buffer in just one revolution. And then give it to you at a speed you specify.

Don't suffer greater penalties than necessary just because your present computer is slightly slower than the disk's speed. With our controllers, you won't suffer at all.

Depending on your needs, we supply you with on-board buffers of various sizes. We have anywhere from 1k to 8k byte buffers for you to choose.

And if that isn't enough to convince you, then consider that we support the new higher performance disk drives having from eight to 16 heads. What's more, our controllers have standard ST 506 mounting holes, as well as, mounting holes compatible with XEBEC's 1410.

We also support and have a complete family of SCSI compatible disk controllers.

Now if you're wondering how our performance got so far ahead, there's a good reason. It's because we're systems people building controllers. We understand your price/performance needs. That's why we even test our controllers in a full

microcomputer environment under an operating system.

We think you'll agree that users won't mind paying slightly more for all these features. After all, in today's competitive systems race, the critical factor for success is the user's perception. Performance, when measured by the user, is his perception of throughput. And that measure is as much a function of the controller as that of the CPU.

So call today toll free at (800) 824-0114 to learn how you can give your systems the decisive edge. We're standing by to introduce you to your next choice in disk controllers.



Adaptive Data & Energy Systems

2627 Pomona Blvd. Pomona, CA 91768 714/594-5858

the selection of an internal program counter value as the next address. Other MOVE/BR instruction bits that could possibly affect program flow are now ignored. This instruction regime is known as a MOVE class instruction.

If the ALU clock enable bit is zero, the instruction is a BRANCH class instruction. Here, the test condition programmable logic arrays (PLAs) determine the 2911's multiplexer controls, with the ALU clock to the 2901s disabled. Though instruction bits still affect the data path's combinational logic, the disabled clock inhibits writes to 2901 registers or the data store. Thus, the data path is effectively blocked during a BRANCH class instruction. Control fields for the sequencer and the data path can be overlaid in the same instruction bits without a lot of decode logic or associated gate delays.

The data path of the DA/CP MOVE class instructions is 24 bits wide. Each data-store location is divided into 3 bytes: high byte, mid byte, and low byte (Fig 3). The MOVE class instructions allow operations on three data types. Byte data occupy the low byte of a data-store location. Words are in the mid and low bytes, and gulps (24 bits) use all 3 bytes of a data-store location. The DA/CP also has test conditions in the BRANCH class instructions for each of these data types.

All MOVE class instructions allow merge operations on the input bus to the ALU. The 2-byte wide input registers can put data on low byte, mid byte, or both, while a data-store location provides the other input bus bytes. The merge operation is useful for assembling bytes from an STD bus module into words in the data store before sending them to system memory. For example, all 12-bit A-Ds on the STD bus (except Masscomp's) transfer data 1 byte at a time. An STD bus read operation can put 1 byte in the data store, and the next read can merge that byte with the rest of the data from the STD bus input register on the input bus.

All MOVE instructions can write selected bytes of a data-store location while writing the output registers on the output bus. This feature improves the performance of some common DA/CP operations. For example, a Multibus direct memory access (DMA) address kept in the data store can be updated and returned to the data store in the same instruction that writes it to an output register for use in a DMA. The DA/CP also has shift and rotate operations on byte, word, and gulp data types.

Although all MOVE class instructions produce a 24-bit result in the ALU, test conditions in the BRANCH instructions exist for the byte data, word data, and the full 24-bit gulp. Arithmetic tests fall into two groups: unsigned integer tests, and tests on 2's-complement signed data. Full 24-bit arithmetic is only done on Multibus addresses for DMA. Since these are not signed numbers, the tests pro-

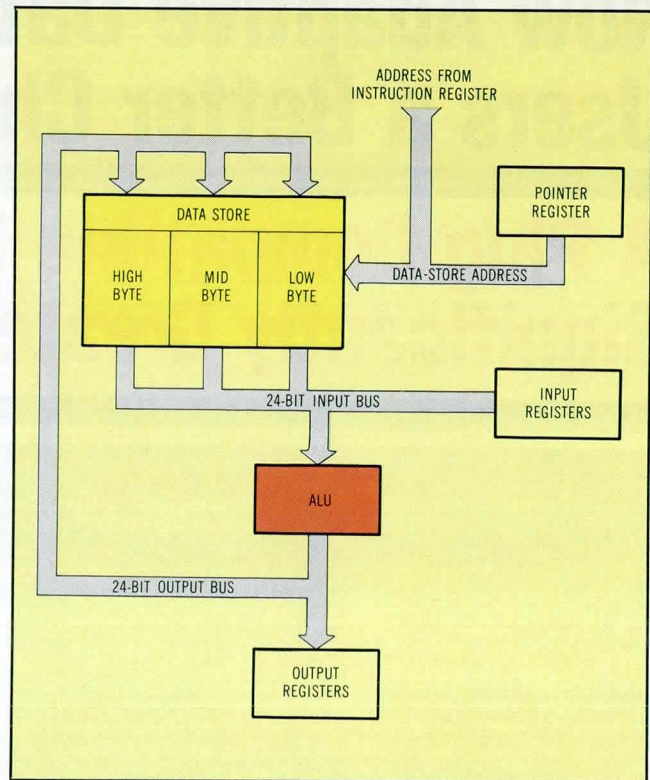


Fig 3 A MOVE instruction uses 3 bytes (24 bits) of data. Low, mid, and high bytes can be combined and written to the data store or output registers simultaneously. Individual STD bus data bytes can be combined into words for further processing.

vided are for unsigned integers. Word data can be unsigned integers, like those from a 16-bit digital I/O device, or 2's-complement data from a bipolar A-D converter. Therefore, a full set of signed and unsigned data tests are provided for word data. All the unsigned integer tests and several of the signed data tests are provided for byte data. BRANCH-IF-TRUE and BRANCH-IF-FALSE instructions exist for all the tests. There are 32 arithmetic test conditions in all.

Direct, indirect, and interrupt addressing

The DA/CP has a 1K-instruction program store and a separate, 256-location data store. Direct addressing allows a BRANCH class instruction to jump to any location in the program store and a MOVE instruction to access any location in the data store.

Moreover, the DA/CP has an indirect addressing mode that uses the contents of a data-store location as a BRANCH address. Changing the contents of this data-store location alters the program flow. This feature is useful for eliminating code from a program loop after it is no longer needed. For example, a routine can include code to test input data for a threshold crossing. Once the threshold is detected, changing the value in the data-store location that was used to jump to that location eliminates the threshold-detect code from the routine. This yields faster code than using a

INTRODUCING QUEST. A WHOLE NEW DEC AID IN Q-BUS TECHNOLOGY.

The Quest™ Computer from Ranyan. Now your Q-Bus system can match the performance of a VAX 11/750. At a fraction of the cost.

68000 Performance. Quest is initially being released as a single board processor (Part Number SBP-68Q), and it's based on the Motorola MC68000 10MHz microprocessor and memory management chip set. What it can do for your Q-Bus system is nothing short of astounding. You can actually improve processor performance to a VAX-like 1.1 MIPS. Not only that, our DMA block mode capability allows data transfer rates of better than 4 MB/sec between any block mode controller and Ranyan's high speed memory.


Two-bus Architecture. Thanks to a proprietary parallel high speed bus, Quest provides a preferential and/or block mode path to memory. So that access is at processor speed, rather than being bound by the slower, multiplexed operation of the Q-Bus. And Quest memory is available in static RAM (90 nsec cycle—no need for cache) or dynamic RAM; both on quad boards for up to a maximum of 16 MB.

Console Monitor Facility (CMF). Not only have we provided DEC-standard ODT, we've added enhancements that include: memory search, breakpoint, hex/octal/decimal calculator; and extended monitor (VT100 only), a CRT window capability. Plus a sophisticated interrupt system with provision for both auto-vectored and user-defined vectored interrupts.

Software Support. We offer you a choice of two operating systems. Our own EDS 68/11 (Event Driven System), which shares many of the characteristics of DEC's familiar RT and RSX, is available now. And a UNIX, lookalike will be available Fall, 1983.

Best of all, Quest is compatible with the wide range of Q-Bus peripherals and high level software packages, while providing the comprehensive tools you need as a DEC OEM, system integrator or user.

For more about Quest or any of our DEC system enhancements, call or write Ranyan today. And enter the new DEC Aid in system performance. Ranyan Systems, 15239 Springdale Street, Huntington Beach, CA 92649. 714-895-5504.



RANYAN

Quest is a trademark of Ranyan Corp. • DEC, RSX and VAX are trademarks of Digital Equipment Corp. • UNIX is a trademark of Bell Laboratories

SEE US AT DEXPO WEST '83, LAS VEGAS, OCTOBER 23-26.

CIRCLE 56

threshold-detect flag bit that is tested every pass through the routine to determine if the threshold-detect code should be invoked.

In addition, DA/CP features indirect data addressing in the data store. A pointer register on the output bus can be loaded with a value and its contents can be used as the data store's address source in subsequent MOVE instructions. This feature is useful for implementing ring buffers in the data store. A block of data-store space is allocated for the buffer, and a load address and an unload address are also kept in the data store. When data are put into the ring buffer, the load pointer is moved into the pointer register and used to address the data store for the load. The address is incremented and saved for the next load. The same process is done for unloading the ring buffer. For high speed data output devices, it is necessary to compensate for normal Multibus latency by prefetching some data into a ring buffer.

Another beneficial aspect of DA/CP performance is its freedom from interrupt overhead. Interrupts that invoke interrupt service routines drive data acquisition. The DA/CP eliminates interrupt service overhead by overlapping it with useful instructions and maintaining an interrupt-disable default condition. The interrupts are only enabled for one instruction at a time, usually during the last instruction of an interrupt service routine. Hardware translates the STD bus interrupt lines directly into program-store addresses. After interrupts are enabled, the next instruction comes from the hardwired program-store address of the highest priority STD bus interrupt (Fig 4). The idle loop is the lowest priority interrupt and is always active.

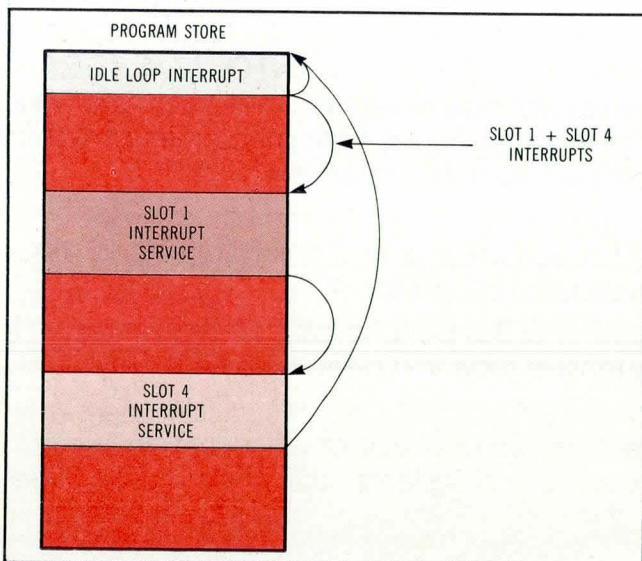


Fig 4 Interrupt overhead is kept minimal by using low priority idle loop default. When higher priority interrupts occur (slot 1) they are serviced immediately. The last service routine instruction enables all interrupts and initiates processing of the next interrupt (slot 4).

When no other interrupt is active, the DA/CP sits in this one instruction loop with interrupts enabled. But, when an interrupt from an STD bus slot occurs, the DA/CP immediately jumps to its service routine, which performs the required service and clears the interrupt in the process. In the very last instruction it enables interrupts and, if none are active, the DA/CP returns to the idle loop. As shown in Fig 4, interrupts from slot 1 and slot 4 occur simultaneously. Since slot 1 has a higher priority, it is serviced first. On its last instruction, interrupts are enabled and slot 4 is then serviced immediately. The DA/CP returns to the idle loop only after both STD bus interrupts are serviced.

An architecture that provides a dual-ported data store enhances multitasking performance.




This style of interrupt service has two major implications for realtime applications. First, there is no overhead penalty for multitasking data acquisition. The DA/CP wastes no instructions determining which device is interrupted and can handle interrupts from several devices. This is not the case for some realtime controllers. Because these controllers must examine interrupt flags to see which device is interrupting, they have bigger polling loops for applications with more interrupts.

Second, leaving interrupts disabled until a service routine specifically enables them makes performance calculations as easy as counting instructions. Each DA/CP instruction takes 125 ns, so a 16-instruction interrupt service routine can be invoked every 2 μ s (a 500-kHz interrupt rate). If two data acquisition tasks are running simultaneously and each has a 16-instruction service routine, then their interrupt rates may total 500 kHz. This assumes that each can tolerate a 2- μ s latency while the other is serviced.

Software precedes hardware

The sample of code shown in the Table was written before the DA/CP hardware was designed and is an interrupt service routine. Several of the DA/CP features resulted from writing this code to achieve the 2M-byte/s transfer rate to memory.

For example, indirect branch addressing is used in the second instruction. As the code segment shows, the code is entered when an interrupt signals that data are ready. Only half the code is executed for each interrupt. The indirect branch determines which half. The last operation of each half of the code is used to change the address in "ffad vector" so that the other half of the code services the next interrupt. The first half, called "fst data," gets the data from the A-D on the STD bus and updates the address of a host memory buffer,



What could be more natural?

As a leading supplier of high-performance 8" Winchesters, it was only logical that we offer a 5¼" version. And give it ST506/412 compatibility.

Not to mention speed. The Micropolis 1300 Series, with capacities of 25.9, 43.2, and 51.9 megabytes, guarantees an honest 33 msec seek time including settling, and features our proven FASEEK™ actuator control system. Which makes the 1300 ideal for high-performance applications like multi-user/multi-tasking, CAD/CAM, and local

area networking. In fact, other 5¼" Winchesters on the market today simply can't equal the 1300's throughput.

And the 1300 is built to last. Thanks to a unique, independently suspended chassis-within-a-chassis design and balanced rotary voice coil positioner, which minimize its susceptibility to the shock and vibration hazards of today's office computer environment. What's more, the 1300's adaptive electronics package allows adjustment-free installation. And complete microprocessor control coupled with an electronics-free HDA

ensures higher reliability and MTBF.

So, if you're looking for a 5¼" Winchester with the proven design features and manufacturing expertise of our 8" drives, look to Micropolis.

Because we're the only company that can give them to you.

Corporate Headquarters
21123 Nordhoff Street
Chatsworth, California 91311
(213) 709-3300/TELEX: 651486

European Operations Office
Micropolis Corporation
210 Elgar Road
Reading, Berkshire, RG2 0PJ
England (734) 751315/TELEX: 848591

**A 5¼" high-performance Winchester
this fast and rugged can only come
from one company.**

MICROPOLIS™
The high-performance Winchester people.

Interrupt Code Segment

```

; interrupt service

MOV #dat rd, SA           ; start word read
JMP ffad vector          ; 1 jump to data service

fst data:
  ADD3 adreg, lit 4, adreg, FA ; 2 update address, down fifo & save
  MOV datal, FO             ; 3 first data word down fifo
  MOV data2, FO            ; 4 second data word down fifo
  BFOOV fo err             ; 5 check for fifo error
  MOV SD, datal LM         ; 6 get the data
INT  MOV jmp2rg, ffad vector, SD ; 7 set for snd data service & quit

```

sending it and two previously collected samples down the DMA first in, first outs (FIFOs) to host memory. The second half, called "snd data" (not shown), also gets data from the A-D and updates the buffer count, checking if the end of the buffer has been reached.

Each line of code corresponds to one DA/CP instruction and is similar to minicomputer or microprocessor assembly language. In addition, the DA/CP assembler has many of the features common to minicomputer and microprocessor assemblers. The "#" before a name defines it as a constant. The assembler can evaluate an expression and equate it to this constant. If a number follows "#," a constant of that value will be created. Addresses in BRANCH instructions are labels that the assembler resolves into absolute addresses. The assembler also recognizes if the name in a BRANCH instruction is a data store. If so, it creates an indirect branch.

A debugger is also included in the DA/CP programming package. It can examine and deposit locations in the data store and the program store. It can single step through DA/CP code or force instruction execution to any location in the program store.

Any number of breakpoints may be set in the code to halt the DA/CP. The breakpointed instruction address and the next instruction address to execute are displayed. An action list the user writes can be linked to each breakpoint. When the breakpoint is reached, the action list (which can include any debugger command) is executed.

An architecture that provides a dual-ported data store enhances multitasking performance. This gives users access to the data store from the Multi-bus at all times. The CPU can read and write data while the controller is running. The controller is

not slowed down as the CPU is reading or writing. The dual porting of the data store facilitates double buffering of data during acquisition from the DA/CP to host memory. While the controller is filling a data buffer in memory, the host CPU can fetch and load the next buffer address into an appropriate data-store location. When the current buffer is filled, the DA/CP can fetch the next buffer address from the data store and start filling that buffer.

The MC-500 with a DA/CP is a computer system that acts as a high performance data acquisition engine capable of handling multiple data acquisition tests simultaneously. The system incorporates a loadable program store, a simple instruction set, and a development environment to address the specialized and unique problems facing scientific and engineering users with data acquisition needs. For those researchers involved in unique experiments demanding very high performance requirements, the DA/CP is the only alternative to custom-designed hardware. For manufacturers with expertise in specific data acquisition fields, the DA/CP represents an opportunity to add hardware and software value to a well-integrated computer system.

Please rate the value of this article to you by circling the appropriate number in the "Editorial Score Box" on the Inquiry Card.

High 704

Average 705

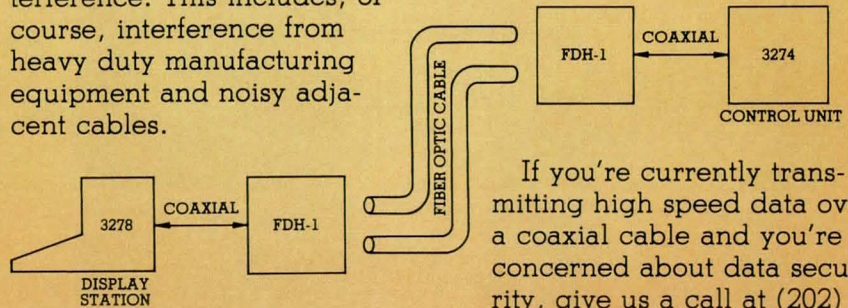
Low 706

Protect your sensitive IBM data with our new Fiber Optic Link

- Plug compatible with IBM series 3250, 3270A, and 3270B equipment.
- Replaces coaxial cable with fiber optic cable.
- Up to 1 Km operating range – virtually immune to electromagnetic interference.

Versitron's FDH-1 (fiber optic digital hybrid) was designed to replace the coaxial transmission path in systems equipped with the IBM 3250 or 3270 series equipment. The simple installation of a fiber optic link provides two very important benefits to the user. First of all, the security level of the transmission link is greatly improved since fiber optic cables are inherently im-

mune to conventional wire-tapping techniques. Secondly, the system operating capability will be enhanced since fiber optic cables are impervious to virtually all types of electromagnetic interference. This includes, of course, interference from heavy duty manufacturing equipment and noisy adjacent cables.



Versitron's FDH-1 combines the high speed capabilities of a coaxial cable with the inherent advantages of a fiber optic cable. By in-

terfacing directly to the coaxial cable, the FDH-1 appears totally transparent to the rest of the system; thus eliminating any operating restrictions.

If you're currently transmitting high speed data over a coaxial cable and you're concerned about data security, give us a call at (202) 882-8464 and get all of the details on how our FDH-1 will not only protect your data; but may also actually increase the operating efficiency of your entire system.



The FDH-1 is available in a variety of different enclosures, including a sealed unit specifically designed for EMI/RFI suppressed applications.

 **VERSITRON, INC.**

6310 Chillum Place, N.W., Washington, D.C. 20011, TEL: (202) 882-8464
TWX: 710-822-1179

CIRCLE 58

TOSHIBA HAS



OUR NEW 74HC HIGH-SPEED CMOS LOGIC FAMILY COMBINES LSTTL SPEED WITH CMOS LOW-POWER.

Get off the design tight-rope with the 74HC series, a high-speed CMOS Logic Line with an operating speed thirty times higher than the standard C²MOS logic.


This new generation of integrated circuits makes possible new applications in high-speed portable instruments which couldn't be achieved with current LSTTL

or CMOS devices.

No matter what your design parameters, Toshiba America offers the most comprehensive CMOS Logic Line available today, ranging from our standard 4000/4500 series through our higher speed 40H series to our newest line, the 74HC series, the fastest yet.

ALABAMA, Components Unlimited, Inc., (205) 883-7938; **ARIZONA**, Western Microtechnology, (602) 948-4240; **CALIFORNIA**, Image Electronics, (714) 730-0303, Integrated Electronics, (213) 998-2200, (714) 660-1055, (408) 287-6488, (916) 424-5297, Ryno Electronics, (714) 292-6022, Western Microtechnology, (408) 725-1660; **COLORADO**, A.C.T., (303) 422-9229, Integrated Electronics, (303) 292-6121; **CONNECTICUT**, Cronin Electronics, Inc., (203) 265-3134, Future Electronics, Inc., (203) 272-1852, Milgray/Connecticut, (203) 795-0711; **FLORIDA**, Future Electronics, Inc., (305) 291-2600, Milgray/Florida, Inc., (305) 647-5747, (800) 327-5262; **GEORGIA**, Components Unlimited, Inc., (404) 441-1447, Milgray Electronics, Inc., (404) 393-9666; **ILLINOIS**, GBL Gould Electronics, (312) 593-3220, Integrated Electronics/Intercomp Inc., (312) 843-2040, Semiconductor Specialists, Inc., (312) 279-1000; **KANSAS**, Milgray Electronics, Inc., (913) 236-8800; **MARYLAND**, Milgray/Washington, Inc., (301) 468-6400, (800) 638-6656; **MASSACHUSETTS**, Cronin Electronics, Inc., (617) 449-0500, (617) 449-5000, Future Electronics, Inc., (617) 366-2400, Milgray/New England, Inc., (617) 272-6800; **MINNESOTA**, Semiconductor Specialists, Inc., (612) 854-8841, The Joel Company, (612) 545-5669; **MISSOURI**, L Comp, (816)

THE ANSWERS.



For more information about our entire logic line, write Toshiba America, Inc., 2441 Michelle Drive, Tustin, CA 92680, (714) 730-5000. Or call your local sales rep or distributor.

Wherever your imagination leads, now or in the future, Toshiba will have the answers you need.

Characteristics/ Logic Families	New HS-C ² MOS (74HC Series)	LSTTL	*HS-C ² MOS (40H Series)	Std. C ² MOS (4000/4500 Series)
Prop. Delay Time (typ) GATE (C _L = 15pF)	8ns	9ns	15ns	125ns
Max. Clock Freq. (typ) J/K F ⁺ F (C _L = 15pF)	60MHz	45MHz	20MHz	2MHz
Quiescent Power Diss. (typ) (GATE)	0.01μW	8mW	0.01μW	0.01μW
Noise Margin V _{IH} (min)/V _{IL} (max)	3.5V/1.5V	2.0V/0.8V	4.0V/1.0V	3.5V/1.5V
Output Current I _{OH} ¹ (min)/I _{OL} (min)	4mA/4mA	0.4mA/4mA	0.36mA/ 0.8mA	0.12mA/ 0.36mA
Op. Volt. Range	2-6V	4.75-5.25V	2-8V	3-18V
Op. Temp. Range	-40-85°C	0-70°C	-40-85°C	-40-85°C


*Data believed to be accurate and representative of each logic family.

TOSHIBA AMERICA, INC.

A WORLD STANDARD IN MOS.

221-2400, Semiconductor Specialists, Inc., (816) 452-3900; **NEW JERSEY**, General Components, Inc., (609) 227-1800, Milgray/Delaware Valley, Inc., (609) 983-5010, (800) 257-7808, (800) 257-7111; **NEW MEXICO**, Western Microtechnology, (602) 948-4240; **NEW YORK**, A.C.I. Electronics, (516) 293-6630, CAM/RPC Electronics, (716) 865-2080, (716) 865-2083, Future Electronics, Inc., (315) 463-6633, Milgray/Upstate New York, (716) 385-9330, Milgray Electronics, Inc., (516) 546-5600, Rome Electronics, (315) 337-5400; **NORTH CAROLINA**, Components Unlimited, Inc., (919) 782-3004; **OHIO**, Milgray/Cleveland, Inc., (216) 447-1520, (800) 321-0006, (800) 362-2808; **PENNSYLVANIA**, Semiconductor Specialists, Inc., (412) 963-7241; **TEXAS**, A.C.T., (214) 980-1888, (512) 452-5254, A.C.T. Houston, (713) 496-4000; **UTAH**, Integrated Electronics, (801) 298-1868; **VIRGINIA**, Components Unlimited, Inc., (804) 237-6291; **WASHINGTON**, Integrated Electronics, (206) 455-2727; **CANADA**, Carsten Electronics, Ltd., (613) 729-4138, (416) 751-2371, (514) 334-8321, Future Electronics, Inc., (416) 663-5563, (514) 694-7710, (613) 820-8313, (604) 438-5545, (403) 259-6408.

HP's 64000



Logic Development and you won't worry

Timely Processor Support

Ever have to settle for a second-choice microprocessor because language and emulation support wasn't available for your first choice? Put HP's 64000 Logic Development System in your lab and that frustration is gone.

That's because HP's microprocessor support strategy results in assemblers and emulators for virtually any 8- and 16-bit microprocessor...well ahead of the support available from manufacturers.

How is that possible? With the 64000 system, you can select the tools to build your own assembler and emulator. For assembler support all you need are the instruction set of your processor and HP's user definable assembler. Easy-to-follow instructions will have you assembling code in a matter of hours.

As for emulation, once you have the chip, our Universal Emulator lets you get to work in an execute-only environment in just a few days. And full emulation capability is typically just a matter of weeks. Because we supply hardware and software that's about 80 to 90 percent complete. You do some interface design and complete the software package. Everything you need is supplied, including step-by-step instructions and a design example using a popular microprocessor. Compare this approach to the year or two you'd wait for normal support...if you get it at all. HP also provides full support for a host of 8- and 16-bit processors, with more on the way. So don't let lack of support slow you down or compromise your designs.

Marginal Signal Conditions

No need to let marginal signal conditions and other timing related gremlins hold you up either. Because the 64000's timing analysis subsystem combines sophisticated triggering, high speed, 8k memory depth, and postprocessing for measurement capability not available in timing analyzers until now.

For example, our dual-threshold mode identifies noise problems and marginal signal levels. And helps you solve bus loading and bus conflict problems.

In the fast mode, 400 MHz speed yields the resolution necessary to resolve critical timing margin problems. New statistical analysis capabilities increase resolution and give useful data for system characterization. And the ability to trigger on transitions, pattern durations and post-processed data conditions give you valuable capabilities in studying control-signal timing relationships such as handshake related problems.

The 64000 Timing Analyzer sets new ease of use standards too. Directed-syntax softkeys simplify measurements. And label assignment lets you analyze results in terms of your system's nomenclature.

With this analyzer, you get to the root of timing problems fast.

Hardware/Software Fingerpointing

Whose fault? Software or hardware? The 64000, with both timing and state subsystems, and even emulation, can resolve that quarrel in short order.

That's because one subsystem can arm or trigger another for real-time interactive measurements.

For example, you can set the timing analyzer to trigger on a middle threshold that lasts too long. Then view state flow to see the affect. Or, you can trigger on state and view timing, which is useful for debugging I/O port malfunctions.

In analysis/emulation interaction, you might monitor software activity with the analyzer, then send a signal to the emulator to halt operation if a specific trace specification occurs. Now, you can study the analyzer trace listing around the suspected problem area. Or, use the emulator to examine register contents and control further operation.

Take this logical path in settling fingerpointing debates and you'll push those designs closer to production.



System...standardize on a system like this about problems like these:

Software Bottlenecks

The 64000, with software performance measurement capability, quickly eliminates these nightmares. Symbolic tracing makes measurements a programmer's dream. And histogram displays give you a graphic picture of bottlenecks and software inefficiencies. This new tool shows system activity as a function of software modules so you can see where the concentrated action is. You can determine how long it takes to execute a given module of code as you vary input parameters. See software traffic patterns. And compare software modules in terms of the percentage of time and occurrence they require in your programs.

These measurements are real-time, not post-processed trace data, which means you can interact with trace displays as well as perform overview measurements on single-shot events.

Software in the Weeds

That's where new software often ends up. But the 64000, with the state analysis subsystem, gets you back on track quickly. First, because this analyzer speaks a programmer's language. Symbolic tracing lets you define parameters in familiar source-code symbols and labels. For example, you can instruct the analyzer to find sequences and trigger points by module names and labels. And with HP's directed-syntax softkeys, defining a measurement is usually just a matter of a few keystrokes.

Inverse assembly means this analyzer speaks your microprocessor's language, too. That makes it easy for you to interpret displayed information, because now you don't have to convert analyzer displays to microprocessor mnemonics and symbols. All this in a real-time analyzer, not a simulator or intrusive run-until-search type of analyzer.

But it's also important to be able to position the measurement window with precision. We do that too.

Extended trace specification features let you navigate through complex code to the portion you want...and display only pertinent information. That's because you can combine trigger, store and count functions in any combination, to a total of eight terms, each as wide as the number of channels installed (to 120). Add to that the ability to define up to 15 sequence terms, or a combination of sequence terms and enable/disable windows, and there aren't many nooks or crannies where software bugs can hide. That means you'll debug software pronto.

One System for Standardization

From start to finish of the development cycle, HP's 64000 Logic Development System can help you speed your designs along. It covers software development, downloading, emulation, hardware and software analysis, and system performance measurements. All with a single keyboard and display that speeds setups and simplifies measurements.

You can choose from two system stations, too. One benchtop station, with 10 card slots, gives you the most expansion capability. The transportable station, with 5 card slots, is a popular development unit for individual bench and field use.

Whichever station you choose, you can configure for dedicated function or combination measurements. You can use each in a standalone situation or as part of a multiuser, distributed processing network. It's a development system that makes sense for labs both large and small.

For details on the 64000 Logic Development System and available subsystems, call your local HP sales office listed in the telephone directory white pages. Ask for your HP field engineer in the Electronic Instruments Department.

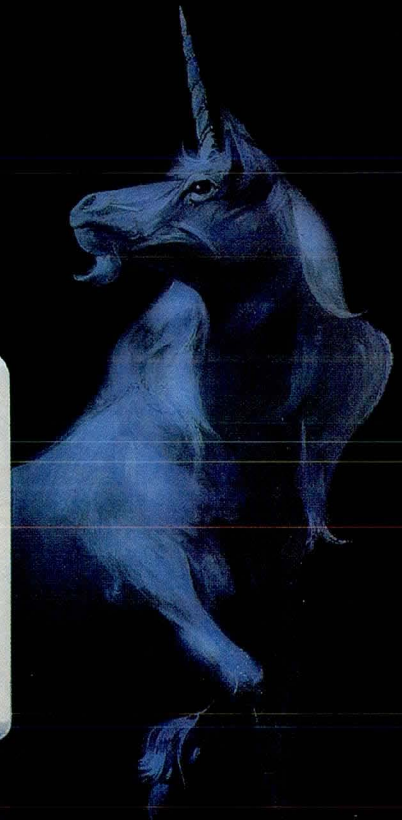


HP-IB: Not just IEEE-488, but the hardware, documentation and support that delivers the shortest path to a measurement system.



HEWLETT
PACKARD

The Magic of VAX



VAX-11/730

VAX Architecture. VAX/VMS Operating System.*

\$12,935**

Incredible as it may seem, you can now get the power, the versatility, and the family compatibility of a genuine VAX for just \$12,935. Just as remarkable, the entire 32-bit VAX-11/730, complete with 1MB of memory, is contained in a single 10¹/₂" box. In addition you receive a license to copy our VAX/VMS Operating System.

Never before has it been so easy or so inexpensive for OEMs to become part of the VAX family. And there are several other compelling reasons for OEMs to do so.

COMMON VAX ARCHITECTURE

The key to VAX performance and versatility is the VAX common architecture, which of course is an integral part of the 11/730. This one design feature ensures that all VAX systems, including the 730, support identical instruction sets, extendable data types, process structure, protection modes and 32-bit addressing.

That means that you can choose the most appropriate configuration for your needs today. Then, if you need to migrate in the future, you'll have virtually unlimited growth and expansion capabilities already built into the VAX system.

MULTIFUNCTIONAL VAX/VMS OPERATING SYSTEM

The VAX/VMS industry-standard priority-based operating system is included in the low price of the VAX-11/730. This single operating system runs on every VAX system, regardless of performance level. So you can select the 11/730 with confidence—if you require an upward migration in the future, you never have to reprogram, recompile, or relink. Software is always compatible. Programmers never have to relearn. You never outgrow the magic of VAX and VAX/VMS.

And working with VMS is easy and natural. The Digital Command Language offers dozens of declarative command verbs, including EDIT, DEBUG and HELP. And all users are equipped with complete file and record management, sys-

tem and file security, general system services and the systemwide programming CALL feature. No other 32-bit operating system we know of offers you all this.

DIGITAL'S COMMITMENT TO OEM SUPPORT

Digital is committed to the worldwide support of VAX-11/730 customers. Through a variety of onsite and off-site service offerings and the utilization of innovative diagnostic techniques, Digital's service features are designed to increase system availability and keep service costs down.

Whether your primary concern is total on-site service, off-site module repairs or just back-up technical assistance, Digital is fully committed to your support.

For a free copy of our new brochure, *The Magic of VAX*, send in the coupon or call the number below.

Digital Equipment Corporation, OEM Group,
77 Reed Road, HL02-1/E-10, Hudson, MA 01749.

1-800-848-4400, ext. 139.

In MA, HI, AK and Canada call (617) 568-5707.



Please send me my free copy of "The Magic of VAX." I'm interested in information about
 box products system products.

Name _____

Title _____

Company _____

Address _____

City _____ State _____ Zip _____

Digital Equipment Corporation, OEM Group
77 Reed Road, HL02-1/E-10, Hudson, MA 01749

(please detach and return)

*License to copy

**U. S. prices in quantities of 100 or more.

© Digital Equipment Corporation 1983

digital

Cutting the height of standard 8" floppys in half is a step in the right direction. But our market research said in this age of "smaller is better," it doesn't go quite far enough.

That's why, at MPI, we didn't stop at halfway. We cut the height to 2.0! And thereby created the new industry standard.

It's our Slimline™ series. The smallest 8" disk drives ever made.

They're designed so you can easily fit one under a CRT or keyboard. Or, where one drive used to go, you can stack two.

Which makes them the perfect size for the microcomputers of the 80s. Because your designs can become simpler, more Ergonomic.

And we start you off with unique, people-designed features of our own. Like an easy opening push-button door. And a one-step disk ejector.

But we don't ask you to rush head-long into the future on our say-so alone. We have 4.62" bezels and doors that will fit your current system. So order evaluation units now.

Then see what you think of a drive that's only 2.0" high and 11.5" deep, weighs but 5 lbs., yet stores up to 1.6 Mb. One that comes with a tiny, reliable DC motor, needs only 28 watts of power and dissipates far less heat than older models.

Take the next evolutionary step into the Age of the 2.0" Drive.

It's a step we've planned for—and brought to fruition—at MPI.



Micro Peripherals, Inc.
9754 Deering Ave., Chatsworth, CA 91311
Phone (213) 709-4202, Twx (910) 494-1213

EVOLUTION OF THE 8" FLOPPY DRIVE.

OLD
STANDARD

HALF SIZE

NEW
STANDARD

A SUPERMINI FOR SUPERMAXI TASKS

Single-package machine executes 16M-byte tasks using a dual-band 32K-byte cache memory and a writable control store.

by Robert L. Hawk

Designing for an optimum cost/performance ratio sometimes runs counter to computer design engineers' natural inclination. Those people, after all, want to use the fastest and most functionally packed chip to produce a computer whose performance is one up on the competition. To keep within the cost/performance goals set at the beginning of a project design, engineers must constantly make design tradeoffs between extrapolating from knowledge gained from the company's past products and developing new architecture that will ensure a product with state-of-the-art technology.

Keeping a close eye on the cost/performance goal, engineers constantly adhered to three key principles in designing the Concept 32/67. These principles were a top-down hierarchy, and the use of specialized circuits and redundant components where applicable.

In a top-down hierarchy, all design parts have the most powerful and advanced technology at the highest level of interaction, with less costly broader-based technology at lower levels. For instance, the hierarchy of the 32/67 memory includes a 32K-byte dual-bank, 2-way set associative cache

Robert L. Hawk is a senior section manager at Gould Inc, SEL Computer Systems Div, 6901 W Sunrise Blvd, Fort Lauderdale, FL 33310. He is responsible for central processor development. Previously, Mr Hawk was a section manager in charge of software development for Systems Engineering Labs.

memory in the central processing unit (CPU)—a unique feature among competitive machines. Below that level in the memory hierarchy is a 16M-byte metal oxide semiconductor (MOS) memory with a 300-ns access time. At the bottom of the hierarchical memory structure is virtually unlimited rotating or mass memory.

Using specialized circuits, rather than a general purpose chip could better integrate functions to accomplish a particular end. In the Concept 32/6780 configuration—CPU plus internal processing unit (IPU)—the IPU performs only computational tasks and is relieved of any input/output (I/O) functions. At the same time, the CPU hands off the great majority of I/O functions to the input/output processor (IOP), thus freeing the CPU to also concentrate on computational tasks.

The third principle, duplication or redundancy of components, ensures that certain performance improvements can be achieved at a small incremental cost. For instance, in a CPU/IPU configuration, either processor can be used as the CPU. Moreover, the machine will function properly even if one of the units is entirely out of the task stream. Similarly, since output to peripheral devices is the slowest function of any computer, the 32/67 machine, using multiple IOPs and intelligent controllers, can simultaneously drive a number of peripherals.

Using these principles, company engineers were able to pack a number of innovative features into this middle performance-range machine (1M to 3M Whetstone instructions/s) which is self-contained in a single cabinet occupying less than 5 sq ft of

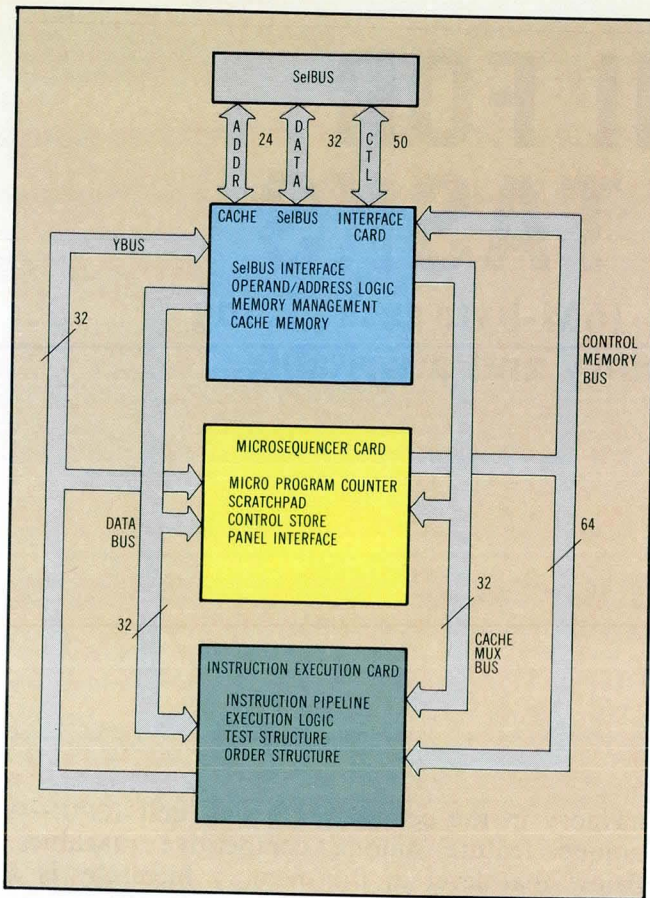


Fig 1 The CPU is made up of three multilayer printed circuit boards that connect to the SelBUS via data, address, and control buses. The cache SelBUS interface card performs the memory management functions, the microsequencer card contains the control store function, and the instruction/execution card houses the pipeline logic and diagnostic circuits.

floor space. Among the machine's innovations are a 32K-byte dual-cache memory, split into two 16K-byte sets of associative instruction and data banks; a writable control store that allows addition of unique instructions that execute in firmware at hardware speeds; and an alterable control store that permits field modification of the machine's basic instruction set.

Other features include the ability to run completely resident 16M-byte tasks and a 4-stage instruction pipelining scheme with effective 150-ns execution times. Also, a hardware and software architecture common to the entire Concept/32 family line allows running the Unix and proprietary MPX-32 operating systems. Thus, current users of Concept/32 superminicomputers can move to the Concept 32/67 with minimal effort.

System architecture

The CPU is made up of three printed circuit boards, with bipolar Schottky transistor-transistor logic (TTL) and bit-slice technologies (Fig 1). The microstore board contains the microsequencer of the machine: programmable read only memories

(PROMs), random access memories (RAMs), and some of the microprogram counter control logic. The instruction/execution board contains the microprocessor bit slices, while the cache/SelBUS board houses the physical cache chips, cache control, memory map, and SelBUS interface.

Physically, the three boards are tied on the foreplane, with three rows of 96-pin connectors mounted on a different printed circuit board that has a common ground plane. Overall, close to 1200 integrated circuits occupy the three boards.

Perhaps the single most important feature of the 32/67 is its cache memory. In general, a cache memory is a high speed buffer memory physically located in the CPU and functionally located between the CPU and main memory. Its purpose is to hold portions of the contents of main memory, which are currently used by the CPU, or which can be expected to be used within the next few cycles of CPU time. The cache memory can provide dramatic increases in the total system's absolute execution speed. This was proven by special tests that were run to measure the 32/67's performance.

These tests measured the execution speed of single-precision Whetstone instructions using only one CPU. The computer's speed without cache memory was used as the baseline measurement. Through some unique software instructions, various parts of the cache memory were added to the CPU. Impressive increases in execution speed over the baseline measurement were obtained. (See the Table "Whetstone Performance.")

Toward a 100% hit rate

The cache memory consists of TTL 45-ns static RAMs, which are an order of magnitude faster than dynamic RAMs. The memory is split into two independent 16K-byte banks—the cache instruction bank and the cache operand or data cache—whose contents are acted upon by the cache instructions. Because the instructions are almost always present in the instruction bank, there is an almost perfect "hit" rate that allows the CPU to process near its maximum speed without being slowed down by waiting for either data or instructions to be brought in from the main MOS memory.

Since the cache contains only portions of main memory, its effectiveness depends on the percentage

Whetstone Performance	
32/67 enhancement levels	Performance
CPU with no cache	100%
Addition of operand, cache bank only	120%
Addition of instruction, cache bank only	170%
Addition of operand and instruction cache bank	230%

of time that the required data can be fetched from the high speed cache rather than from the slower main memory. A cache "hit" occurs if the data are found in cache, and a "miss" occurs if the data are not located in cache and must be fetched from the main memory.

Each 16K-byte data bank can be considered independent, consisting of 2048, 32-bit wide locations. Both banks are associated with a set of index arrays, each containing the most significant 11 bits of the associated memory address and a valid (hit) bit (Fig 2).

As many as 2048 possible memory words can be contained in any given cache location, with one 2K-word operand or instruction cache, and up to 4M words (16M bytes) of main memory. With 32/67 containing two 2K-word operand caches and two 2K-word instruction caches in the worst possible case of a 4M-word program that just consists of instructions, only 2 of the 2048 possible alternatives can be simultaneously cache resident.

The cache index array tracks the content resident in cache at any given time. In combination with the valid flag, it provides a set of comparison data to determine if the required operand/instruction is cache resident.

Both cache banks (operand and instruction) are accessed in parallel; valid data can exist at the same locations in both banks concurrently. Valid data are moved from cache and replaced with newly requested data based on a decision as to which cache bank was last used. A RAM in the least recently used (LRU) circuitry is addressed in parallel with the cache banks, index arrays, and valid RAMs to determine for the specific address required which cache bank was used least recently. The data are then written into the selected cache bank.

An example of manipulating a large array demonstrates the dual cache's power. This type of program would be small and its routines would fit nicely in the 16K-byte instruction cache. The array data would be moved in and out of the other side of the cache, yet the program would be functioning at a 100% hit rate in the instruction bank. In most other cache systems, instructions and data are mixed together as new data are brought into those cache memories. Thus, the instructions are purged unnecessarily.

The overall hit rate for the Concept/32 is in the high 90% range and can be 100% in the cache instruction bank. If there is a miss, the cache's intelligent control initiates an access to main memory, bringing the referenced item into the data cache bank for use. At the same time, it brings more data than necessary into the cache—data that are located near the requested data—on the "look-ahead" theory that the processor will also need that data very soon. Such block moves of memory are built into the entire product line.

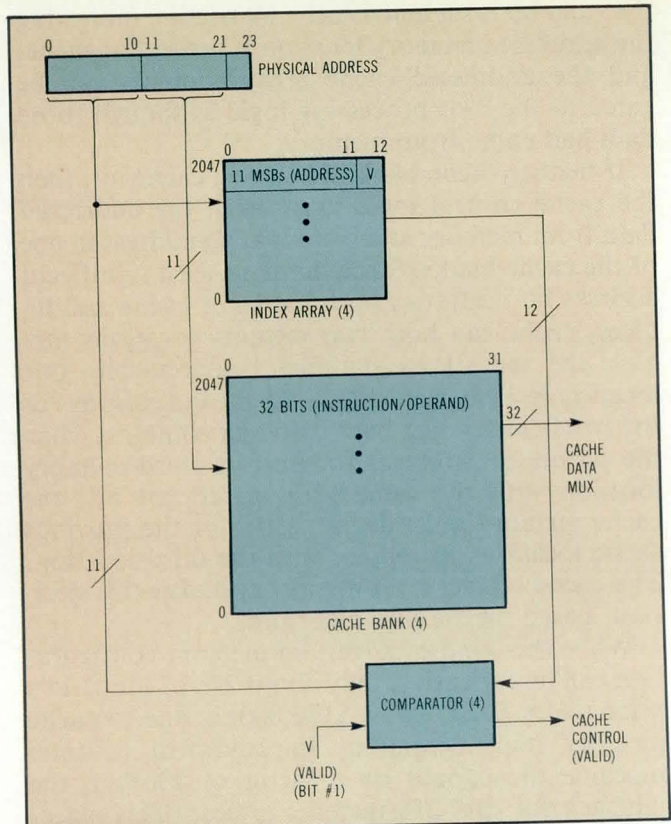


Fig 2 The cache memory is divided into two 16K-byte banks. One bank shown consists of 2048 locations, each being 32 bits wide. The 11 most significant bits (MSBs) of a physical address are compared with 11 most significant bits from the index array to determine if a given operand or instruction is cache resident.

When additional data are brought into the cache memory, usually some existing data must be overwritten. Some competitive systems use a first-in, first-out concept that often leads to "thrashing" if the overwritten data are soon accessed again. Other competitive systems use a random replacement algorithm. The algorithm used in the 32/67 replaces the LRU data resident in cache on the principle that if the processor has not recently called on a location, it probably has no further need for the data stored there. Just in case it is needed, a backup copy of the data in cache is in main memory.

The 32/67's 2-way set associative technique organizes small high speed memory cache so that it contains a variable subset of a much larger, but slower, memory. As the main memory loads the address into the cache, the most significant address bit is stored in one of the two indexed arrays at the same location as the address of the least significant bit. The index array also carries a valid bit for each index location, which is set when the upper address bits are loaded into the index RAM. This bit validates the index location.

During read operations, the memory address's low order bit addresses cache index array RAMs. Upper order bits of the memory address are compared with the index array contents. If they agree,

the valid bit is set and a cache hit occurs, indicating the addressed memory location is present in cache, and the addressed cache array contents can be gated to the CPU processing logic as though those data had come from memory.

If neither cache bank indicates a cache hit, then the cache control logic must fetch the addressed data from memory and store it at an address in one of the cache banks. Since the same least significant address bit addresses both banks of cache and indices, cache can hold two memory locations that have the same least significant address bit—one location in each cache bank. As the index arrays of the two banks would have different contents, when the processor attempts to access a third memory location with the same least significant bit, the cache memory must decide which of the previous cache locations to replace with the third location. The cache replacement algorithm makes this decision, based on the LRU algorithm.

While this kind of advanced memory configuration can be expensive, only about 2% of the 32/67's price (from \$120,000 to \$170,000) is due to cache memory implementation. Improvement of total machine throughput by a factor of 230% is the payback for that 2% increase in cost. This places the 32/67 in a favorable price/performance position vis-à-vis its competitors.

Writable control store

Usually a relatively expensive option in other superminicomputers, the writable control store (WCS) is a basic feature of the 32/67. With WCS, a user can create custom instructions, developed in microcode, and place them in firmware for CPU use as if they were parts of its own instruction set in PROM. Thus, routines that were previously only executable as software loaded in main memory can become a part of the machine's instruction set, executing at hardware speeds. Graphics applications, where frequently used subroutines could be written into WCS and executed at hardware speeds, would be a typical WCS use. Theoretically, the improvement in speed, through execution of instructions in WCS, is about four to one over a fully optimized software routine.

The total address range of the microengine's control store is 12K of 64-bit words. PROMs populate the first 4K; WCS makes up the next 8K, in 4K x 64-bit control store memory. The micro assembler and MPX-32 control store loader support this 8K of WCS. WCS routines can be interrupted, then resumed at the breakpoint. This is a vital consideration in realtime situations, such as simulations where some outside call to the CPU gets absolute priority. Writing into the WCS can be done through macro-level instructions, such as those used by a software programmer or through the optional diagnostic processor.

A similar feature that allows the actual CPU instruction set to be modified is the alterable control store (ACS). Besides being resident in PROM in the first 4K x 64-bit word of the microengine's control store, the instruction set is also mirrored in a 4K ACS with duplicate addressing. The duplicate instruction set in the ACS, rather than the instruction set in the PROM, drives the machine. By changing the instruction set in the ACS, the machine's basic "personality"—the instruction set in PROM—has been effectively altered without changing the PROM. Aside from the obvious ability to change personality without changing PROMs, this arrangement has a second advantage: if updates to the PROM become necessary, they can be sent to the field on magnetic media and installed without changing the hardware.

Available operating system and diagnostic software packages allow the ACS to be loaded from either patches (minor corrections) or from a complete set of microcode. This capability reduces the risk of microcode errors, thereby minimizing downtime. The ACS is both readable and writable through both of its access paths, thereby providing a means to verify its content and to exercise it and verify its functionality.

A flexible addressing scheme allows a 16M-byte task program and data tasks to be run. It also comes in handy for applications such as very large structural design programs, image processing, seismic efforts, and large database manipulation. To achieve a fully resident 16M-byte task, the machine uses 2048 map registers, 8 base registers, and 8 general purpose registers. Further, a variety of separate addressing techniques can be used to support the most efficient programming routines: direct, indirect, indirect indexed, indirect pre- and post-indexing, and direct/base register and base/indexed addressing.

The diagnostic processor greatly enhances the user's ability to program the WCS.

This flexible addressing scheme's core is a 4-stage pipeline in the CPU that separates the four main parts of instruction execution—fetch, decode, execute, and store. This pipeline is functionally the same as the one used in the 32/87. (See *Computer Design*, "Besting the Benchmarks—Supermini Style," Aug 1982, p 131.) The pipeline can run simultaneously in a CPU and an IPU.

The instruction pipeline is the direct information channel through which machine instructions pass from macro level to micro level. The pipeline consists of four stages: backing store, decode, vector, and execute.

All instructions pass through each stage of the pipeline during their execution. In general terms,

BETTER

ZAX CORPORATION HAS
A BETTER WAY FOR STAND
ALONE IN-CIRCUIT EMULATION.




COMPARE OUR UNITS WITH ANY OTHERS.

MODEL	ICD-178 8086-88	ICD-278 Z80	ICD-278 8085
Processor Supported	8086 8088 8087	Z80B Z80A Z80	8085A-1 8085A-2 8085A
Real Time Emulation Processor Speed	8 MHz	6 MHz	6 MHz
User Available Emulation Memory (STD)	128K (max. 1M Byte)	64K	64K
Hardware Breakpoints	3	3	3
Event Trigger	1	1	1
Software Breakpoints	8	8	8
External Probe	1	1	1
Debugger Commands	31	29	29
Real Time Trace Size	4K x 40	2K x 32	2K x 32
Software Trace Modes	3	3	3
Emulation Modes	3	3	3
Mapping Increments	1K Blocks	1K Blocks	1K Blocks
Mapping Range	1M Byte	64K	64K

All of the above ZAX Emulators come with the following standard features:

- In-Line Assembler • Displays in HEX/ASCII or Disassemble Code • Full upload/download to Host Computer via RS-232C in Intel Hex Format • Display and Change Register Contents • Output and Display I/O Ports • **AND MUCH, MUCH MORE.....**

We invite you to make the comparisons and see for yourself that Zax does have a better way! For further information and complete details contact Zax Corporation, 1-800-421-0982.



ZAX

Zax Corporation 2572 White Road, Irvine, California 92714
Toll Free 1-800-421-0982 CA, HA, AK 714-474-1170

CIRCLE 63

the functions of the four stages can be categorized as follows:

- The backing store stage loads the instruction from cache memory.
- The decode stage decodes the instruction and computes the effective address.
- The vector stage finds access to the decoded address in the control store unit, translates it into a physical address, and fetches the operand.
- The execute stage executes the instruction, stores the result, and fetches the next instruction.

For example, as instruction 4 is being fetched at the top level of the pipeline, instruction 3 is being decoded at the next level, instruction 2 is being executed, and the results of instruction 1 are being stored.

An individual move through the 4-tiered pipeline takes 600 ns/instruction. However, once the pipe is primed by the fourth fetch, the process is effectively operating at an instruction completion rate of once every 150 ns, the typical processor speed for most single instructions. When a branch condition exists in the program that breaks the pipeline, the worst case is 600 ns. If the next instruction is in cache, the pipeline will be filled in less than 600 ns.

For maximum performance, an IPU can be added to increase the throughput to more than 3M Whetstone instructions/s. The optional IPU is a three printed circuit board processor set, physically identical to the primary CPU. Through selection from a front panel switch, either of the two processing units can serve as the CPU. The other acts as the IPU. If there is a malfunction in one processing unit, the other can be switched in as the CPU. In effect, this provides a redundant backup CPU. Addition of the IPU is totally transparent to programs, thus eliminating any software alteration to achieve the 80% throughput improvement.

Made up of two printed circuit boards, a floating point processor, which handles floating point calculations in hardware in a fraction of the time required by software, can also be added to both the CPU and the IPU.

Onboard diagnostics

Self-diagnostic routines in the 32/67 were first developed for the higher performance 32/87. Basically, the diagnostic processor alerts the user to irregularities and also allows tracing of the entire flow of activity through the CPU. Using the diagnostic processor to monitor precisely what is going on in the CPU greatly enhances the user's ability to program the WCS and to test and debug sub-routines that may be implemented in the WCS.

The diagnostic processor consists of a Z80-based processing unit that contains the controlling intelligence for the diagnostic system. It interfaces to the IOP, system console, modem, and to the multipurpose bus. This bus gives it access to a floppy

disk controller and line printer. Another interface board connects directly to the 32/67's CPU. It sets up the different kinds of control the user wants to exercise over the CPU and directs implementation of that control at the CPU level.

In addition, the diagnostic processor executes at two levels of machine instructions. At the macro level, the processor executes instructions similar to those generated by programmers writing in assembly language or to those generated by compilers for the many high level languages available to the machine. Such macro-level instructions are refined in the CPU to several, and in some cases, many microcode instructions.

At the second or microcode level, the user has true insight into the workings of the computer. In general, microcode instructions are unavailable to the programmer in the field. However, by using the 32/67's ACS and its diagnostic processor, microcode instructions can be loaded directly into the machine. With a 150-ns known instruction execution time, tracing individual bits through the machine's various buses becomes easy.

By looking at the microprocessor program counter or the contents of the registers, the diagnostic processor can take snapshots of the result of execution of any microcode instruction. Conditions can be set in the diagnostic processor that will, when met, halt execution in the microprocessor for evaluation. Previous snapshots, either on the cathode ray tube or on a printout, can tell exactly what brought about the particular condition. A related use for the same type of diagnostic procedure is in taking a snapshot history of the machine's microcode execution when it is functioning properly. When it is malfunctioning, this serves as a standard for reference against a duplicate set of snapshots. Overall, this ability to perform diagnostics at the microcode level allows failures to be isolated to much narrower segments of the machine than simple tracing of the macro-level instructions.

Another feature of the diagnostic processor is diagnosis from a remote location via a modem port and telephone line. The total diagnostic set at both macro and micro levels can be loaded using this remote linkage capability.

While similar capabilities can be found in most higher performance machines, the outstanding feature of the 32/67 is that all of these advantages are packed in a 63" (160-cm) high cabinet, within a 23" x 30" (58- x 76-cm) footprint, making it the smallest superminicomputer on today's market.

Please rate the value of this article to you by circling the appropriate number in the "Editorial Score Box" on the Inquiry Card.

High 707

Average 708

Low 709

HP's 5180A...the Waveform Recorder for bench and ATE.

From now on, your waveforms have few secrets.

Now, those difficult time, amplitude, and frequency measurements of repetitive and transient signals needn't be a problem. Because HP's 5180A Waveform Recorder lets very few signals escape detection. And it reveals your captured waveform's important characteristics. The reason? It combines the features you need for reliable signal capture, accurate digitizing, and fast processing.

For example, flexible digital triggering snares those hard-to-capture random transients. You get the entire signal, single shot, from the 5180A's 10 bit resolution, 20 MHz ADC. And a 16k-word memory gives you lots of storage for complex events. The 5180A also delivers exceptional dynamic performance, which means accurate results. That's important in tasks such as frequency domain analysis where your results must be reformatted. And DMA (Direct Memory Access) means fast data transfer to a computer for rapid signal processing.

Your solution for benchtop or system use.

As an integral part of your custom automatic test system, the HP 5180A, is the first in a new generation of universal waveform recorders. All front-panel controls are accessible via HP-IB. Measurements stored in memory can be read out in either ASCII or binary format, or transferred at up to 1 Mword/sec via DMA. Combined with an HP Series 200 desktop computer, the HP 5180A forms the core of a very powerful and versatile waveform capture and analysis system.

In benchtop applications, simply attach an HP 1332A display and you have a powerful, stand-alone test instrument. For truly impressive hardcopy output, connect a digital plotter such as the HP 7470A directly to the built-in HP-IB port for fully annotated plots.

In either environment, the 5180A can do the job of several instruments, saving you cost and complexity.

Can the 5180A handle your difficult measurements?


In disc drive testing, the 5180A's 16k memory can capture an entire sector of data.

You can use the 5180A's bi-level trigger to capture DC-erased drop-outs. And an external timebase input allows compression of data to capture long events or equivalent time sampling of repetitive signals up to 70 MHz. In the video world, post trigger delay lets you capture a specific line in a frame. And 40 MHz bandwidth means there's no phase distortion. For VCO testing, the 5180A provides a dual timebase for measuring both settling time and post tuning drift in a single record. Have you ever needed to strip off the AM and FM modulation from a single radar pulse? With the 5180A you can do it. In fact, this waveform recorder is built to handle a host of difficult measurements, including power-supply characterization, radar IF processing, laser pulse measurements, and many more.

HP has the support you need for those critical applications. A large and growing library of contributed software is available to you, including 1 second Fast-Fourier Transform (1K record) and DMA routines. In addition, each HP 5180A, like every HP product, is backed by our worldwide service and systems engineering staff.

Want more information?

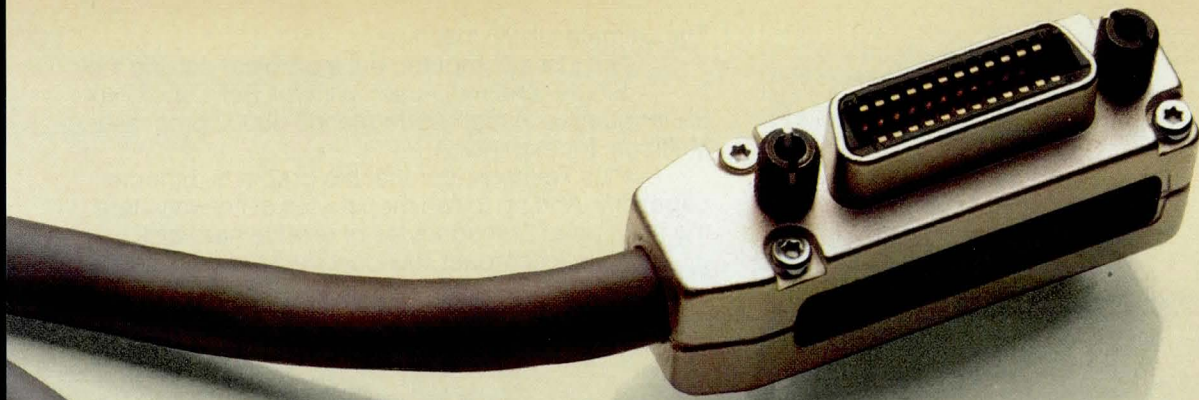
Contact your local HP sales office listed in the telephone directory white pages. Ask for the electronic instruments department, and request a copy of our full color data sheet.



HP-IB: Not just IEEE-488, but the hardware, documentation and support that delivers the shortest path to a measurement system.



AMPHENOL



Lower bus fares.

Hop on Amphenol's rapid routes to reduced radiated emissions and costs—Amphenol® 408 and 488 Series interface bus cable assemblies. Designed in accordance with IEEE 488-1975, "Standard Digital Interfaces for Programmable Instrumentation," these assemblies minimize cross-talk, susceptibility to external noise and emissions in systems environments.

408 Series cables with plastic connector shells come in both single- and double-shielded configurations.

The 488 Series is a unique multi-shielded design featuring tight-bending, double-shielding cable with additional shielding around inner layers. The nickel plated, die-cast aluminum connector shell has overlapping seams and conductive-coated stainless steel screws.

488 Series cable assemblies offer improved shielding performance over competitive designs and meet or surpass MIL-STD-416A, VDE 0871 and VDE 0875. Typical cable capacitance is 120-130 pF/meter, compared to 150 pF/meter for competitive designs.

The cables are terminated with 24-contact Amphenol 57 Series connectors, are interchangeable with older style IEEE 488 cables, and come in stock lengths of 0.5 to 8 meters.

We've got a wide range of modem/data cables for RS-232C/RS-499 too, with molded or die-cast aluminum backshells. The die-cast series uses dimpled electroless tin-plated D-subminiature connectors and offer twice the EMI/RFI protection of molded or mechanical backshell connectors.

With Amphenol bus and modem cables you get great performance and low fares. Hop on today. For more information, technical data and price...



**Call the Amphenol quote line
1-800-648-4200.**

Amphenol

An  **ALLIED** Company

Amphenol World Headquarters: Oak Brook, IL 60521

CIRCLE 65

© 1983 Allied Corp.




**AS PERSONAL AS A PC,
AS POWERFUL AS A VAX.†**

The ultimate UNIX[†] machine.

Not just a computer, but a problem-solving tool. Single- and multi-user. With *full* Bell Labs UNIX. Six languages. A high-performance 68000 processor. Multibus[†] for expansion.

Plus Tektronix-compatible graphics. Ethernet[†] capability. And up to two megabytes of no-wait-state memory, up to 21 megabytes of reliable hard disk.

All in a compact, low-cost desktop workstation.



THE SHORTEST DISTA PROBLEM AND SOLUT

The Callan Unistar.

Unistar applications stretch from software development to medical electronics to engineering, industrial and business applications. And the Unistar has been benchmarked as faster than the VAX-11/730.

Yet it is priced like the more personal computer that it is.

If you're a software developer, an OEM, or an end-user who wants to maximize your performance at

the minimum cost and risk, ask about the Unistar family. The shortest distance between problem and solution.

For more information or the name of your nearest distributor, call: Callan Data Systems, 2645 Townsgate Road, Westlake Village, CA 91361. Telephone 800-235-7055 (In California, 805-497-6837). TWX 910 336 1685.




†Trademarks: Callan, UNISTAR/Callan Data Systems. UNIX/Bell Labs. VAX/Digital Equipment Corp. Multibus/Intel. Ethernet/Xerox Corp.



NCE BETWEEN ION: CALLAN UNISTAR.™

CIRCLE 66

High Performance Multibus* Modularity



Serial I/O

- ASYNC/BISYNC/BITSYNC
- SDLC/HDLC
- X.25/SNA

SCSI Interface

- Disk/Tape/Floppy
- Parallel I/O


Local Area Network

- Token Ring
- Ethernet

MPA-2000 CPU/Intelligent I/O Controller

- STANDARD MULTIBUS INTERFACE
 - Multimaster
 - Single cardslot height (even with plug-in modules)
- UNIQUE MetaPaket™ ARCHITECTURE
 - High speed hardware/firmware technique allows message transfer between intelligent devices
- SOFTWARE AVAILABLE

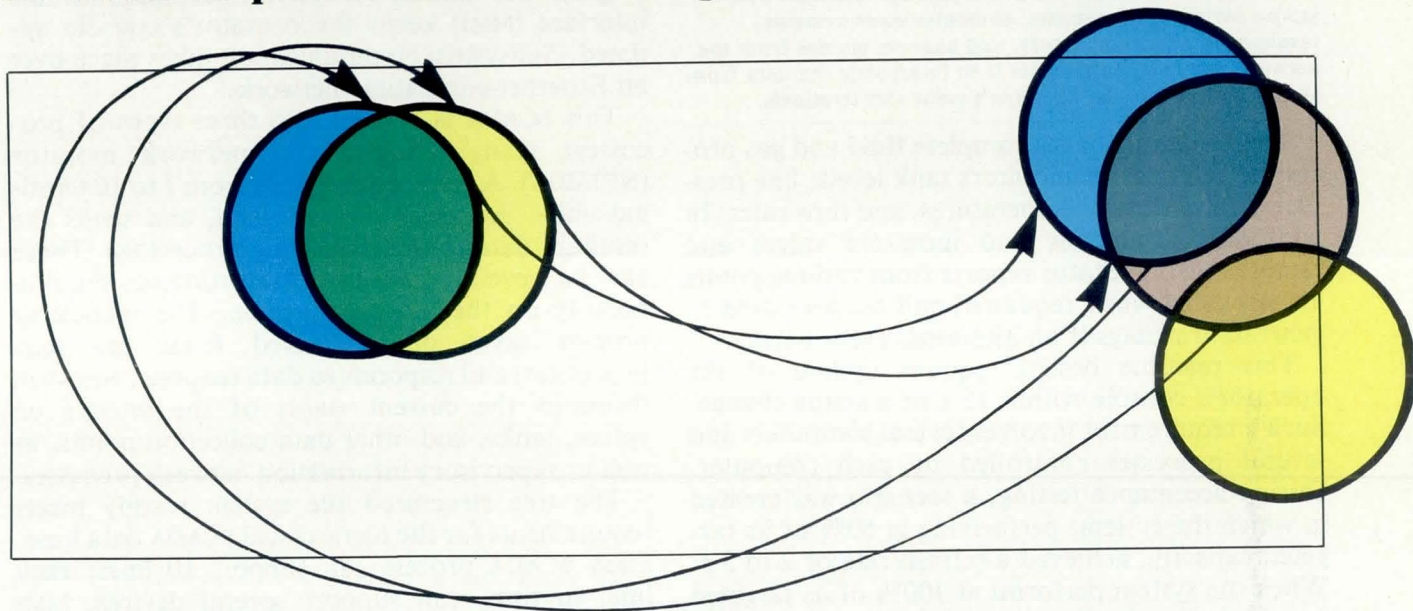
- ON-BOARD 8 MHz. iAPX-186 CPU WITH:
 - Full 16M address capability
 - 64K EPROM
 - 128K RAM with parity (64K can be dual-ported)
 - i80130 OSF (iRMX-86* kernel)
- EIGHT PROGRAMMABLE DMA CHANNELS
- LOW PROFILE PLUG-IN MODULES
 - Field interchangeable
 - Modules for Serial I/O, Disk, Parallel I/O, LAN
 - Serviced by DMA channels
 - Can be configured as iSBX* module sites



METACOMP, INC.
7290 Engineer Rd., Suite F • San Diego, CA 92111
(619) 571-1168 • TWX: 910-335-1736 METACOMP SDG

THERE IS REAL TIMELINESS IN UNIX

Contrary to conventional beliefs, Unix performs quite well in realtime process control settings.



by **Dan E. Ladermann and
David J. Preston**

In the world of small computer systems, Unix and realtime applications are thought to be mutually exclusive. The reasons for this are varied, but, in general, have to do with the way the Unix operating system handles files, processes communications requests, and delegates responsibility within both its command shell and kernel. As experience frequently shows, conventional wisdom is often wrong. Such is the case where Unix and realtime applications are concerned.

While it is true that generic versions of Unix in no way support realtime functions, modified

Dan E. Ladermann is vice president of research and development for The Wollongong Group, 1135A San Antonio Rd, Palo Alto, CA 94303. He holds a BSEE from the University of Toledo and an MSCS from Johns Hopkins University.

David J. Preston is director marketing for The Wollongong Group. Previously, he was manager of product marketing for Perkin-Elmer Corp. Mr Preston holds a BSEE from the Newark College of Engineering.

versions of Unix abound that do. By altering file structures, priority scheduling, and interrupt handling routines within the Unix system, an effective, realtime operating system for process control can be sculpted out of the Unix massif. This, in fact, is exactly what has been done in crafting the Unix operating system to meet the demands of an oil transmission facility in the Middle East. In the process of melding Unix to a process control system called Pilot network (PNET), designers extracted the best of the Unix operating system. This particular system uses networking, distributed realtime processing, and color graphics to control and monitor the flow of petroleum products across Saudi Arabia.

Constructing the system

PNET is built around a 10M-bit Ethernet system and connects several different processors that run Unix. Included are two Digital Equipment Corp PDP-11/23s, a Perkin-Elmer 3230, and an Onyx Z8000 based system. Operator workstations consist of Ramtek color terminals, while supervisory and programming work is performed on a variety of cathode ray tube (CRT) terminals. Subsystems managed by the application include a tank farm, an associated pipeline, and refinery facilities.

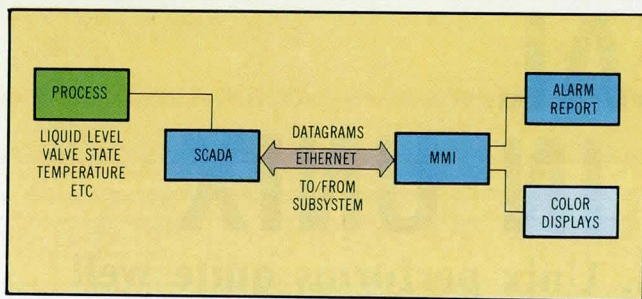


Fig 1 The SCADA and MMI subsystems communicate via datagrams, which are sent by the 10M-bps Ethernet bus. SCADA monitors the sensors, computes measurements, responds to abnormal values, and answers queries from the network. MMI's main purpose is to interpolate the data from SCADA and update the operator's color CRT terminals.

The system manages complete fluid and gas processing facilities. It monitors tank levels, line pressures, valve states, temperatures, and flow rates. In addition, it controls and monitors valves and remote sensors. Status reports from various points are provided when requested and are also used to generate warnings if an abnormal event occurs.

This realtime design requires update of the operator's console within 15 s of a status change. Such a requirement involves several computers and several processes controlled by each computer. During acceptance testing, a scenario was created in which the system, performing at 60% of its targeted capacity, achieved a refresh rate of 2 to 3 s. When the system performs at 100% of its targeted capacity, the refresh rate is 5 s—one-fifth of the required maximum. Thus, the system comfortably meets its realtime response requirements.

PNET is implemented as two major subsystems (Fig 1), each operating on a separate computer.

This hierarchy is further divided into multiple cooperative processes. With hierarchical levels of directories and subdirectories, the Unix file system is exploited in both the development and online design to speed system delivery. Interprocess communication is accomplished using pipes. (See the Panel, "Unix Pipes.")

The first subsystem, a classic supervisory control and data acquisition (SCADA) control system, maintains a realtime data base of the monitored points (Fig 2). The second subsystem, the man-machine interface (MMI) keeps the operator's console updated. Subsystem communication takes place over an Ethernet-compatible network.

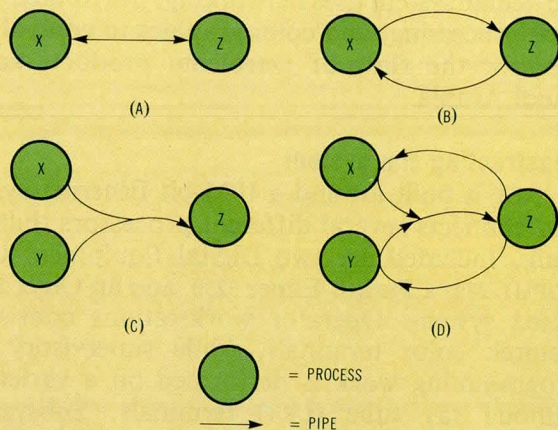
This SCADA is broken into three types of processes: scan, request, and network monitor (NETMON). A scan process polls from 1 to 10 terminal units, processes the raw data, and sends the resultant data to the requesting process(es). There can be several scan processes running simultaneously on the SCADA machine. The requesting process saves data received from the scan process(es) and responds to data requests. NETMON transmits the current status of the sensors on valves, tanks, and other data collection points, as well as supervisory information between processes.

The tree structured file system readily meets requirements for the hierarchical SCADA data base. Each SCADA process can support 10 lines; each line, in turn, can support several devices. MMI (Fig 3) consists of two processes: update and NETMON. An update process issues requests that, through the NETMON processes and network hardware, are automatically routed to the proper process within the SCADA system. It then receives the

Unix pipes

Under Unix, interprocess communication occurs via a pipe. It is used when one process must send data to another while they are both active (as opposed to the first process creating a file and completing, then the

next process reading that file). A pipe is a conduit with two ends, each of which is attached to a different process. One end appears as a write-only file, the other as a read-only file. The Figure shows four typical pipe uses.



The first example (A) illustrates how one process uses a pipe to send data to another process (1-way communication). Example (B) depicts how the same two processes accomplish 2-way communication. A useful feature of pipes is that the write-end can be connected to many processes simultaneously. Unix thus guarantees that any message written by any one of those processes arrives at the read-end intact.

In the next example (C), processes X and Y can both send a message to process Z at the same time, and each message will arrive ungarbled. The last example (D) shows how pipes can be used for 2-way communication between more than two processes. Process Z can be used to route messages, or can even be a database manager, while the other processes request transactions. Also, due to the way pipes deliver messages, concurrency control (lockout) is implied.

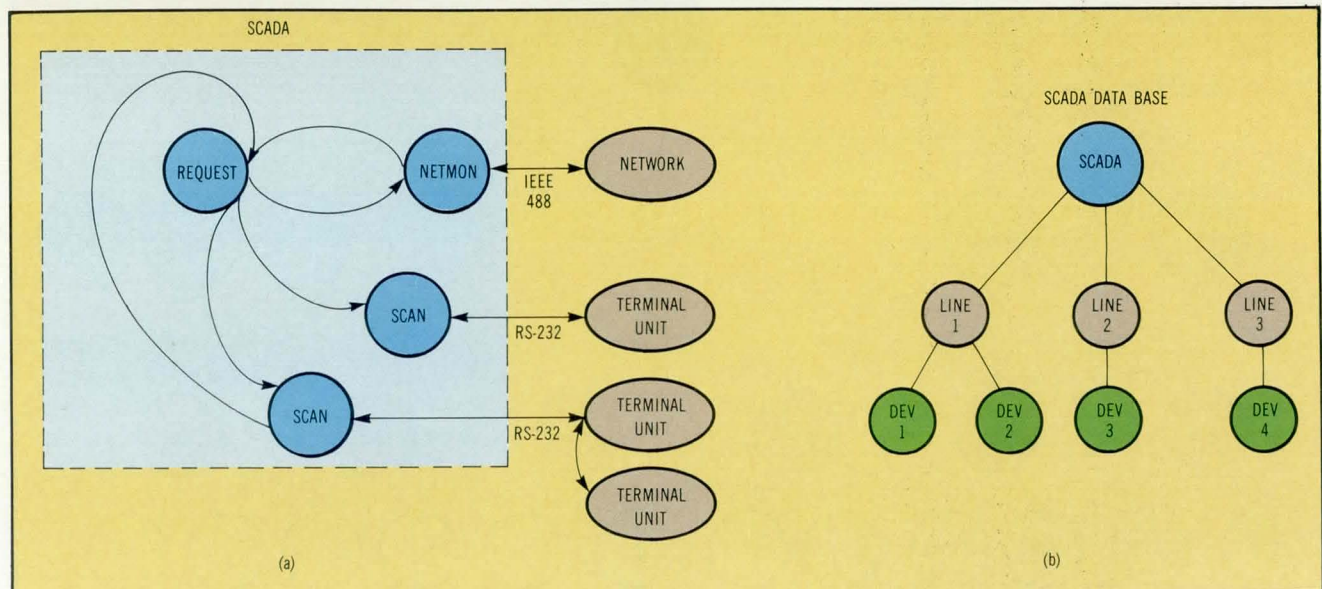


Fig 2 The SCADA subsystem (a) manages interface devices and responds to status requests via the network. The various processes communicate through Unix pipes. SCADA, which serves as the main directory, has a subdirectory for each hardware communication line in the system (b). Each line, in turn, has subdirectories for each of the devices connected to it. These lowest level directories contain information about specific device parameters.

SCADA response and updates the operator's console with the most current information for that data collection point.

Because protocols are defined outside the process, the NETMON process interfaces the subsystems using any communication protocol desired. Note that with this modularity, point to point or network datagram communications can be used by simply invoking the correct process. None of the other processes in either subsystem have to be modified, recompiled, or reloaded. Thus, the subsystem approach adopted via Unix mirrors the hardware world where differing computer architectures can be connected by using standard interfaces (eg, RS-232 and IEEE 488).

Streamlining with Unix

Software development is the first commercial and most widely accepted use of Unix. The combination of easy to use yet comprehensive utilities, plus the basic structure of the Unix file system, simplifies automating software development cycles. Unix provides a homogeneous system for the development and control of documentation. Source code development and management of software projects are other important benefits.

Unix offers full screen editors, a powerful text processing system that provides access to letter-quality printers, and photo-typesetter output that can be diverted to laser printers for high quality bulk documentation. All of these tools provide a natural, trackable flow of information from the initial design proposal, through system specification, to final application documentation and system delivery. With Unix, the developers can put the

information online once. And tools provided can eliminate redundant work and increase software development efficiency.

The PNET system is decomposed into subsystems (Fig 4), then into specific processes (eg, SCAN, REQUEST, and NETMON). Unix directories and header files are designated for design, coding, and documentation efforts. These directories parallel the natural structure of the project and are added to as the project progresses. During the entire span of the project, the names and locations of all files remain consistent. This structure helps facilitate top-down development methodology, as well as maintaining an ordered approach.

Unix maintains access permission information for every file and directory of the system. This allows their creators to control access to the data within the file. Permissions for access are based on file or directory ownership, and the relationship of the owner with other users on the system. This

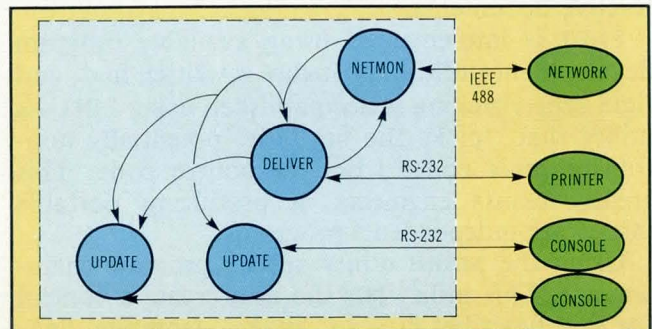


Fig 3 MMI updates operators' consoles by issuing status requests to the network. The processes communicate through Unix pipes. Many update processes may be running, with each operator using a different display.

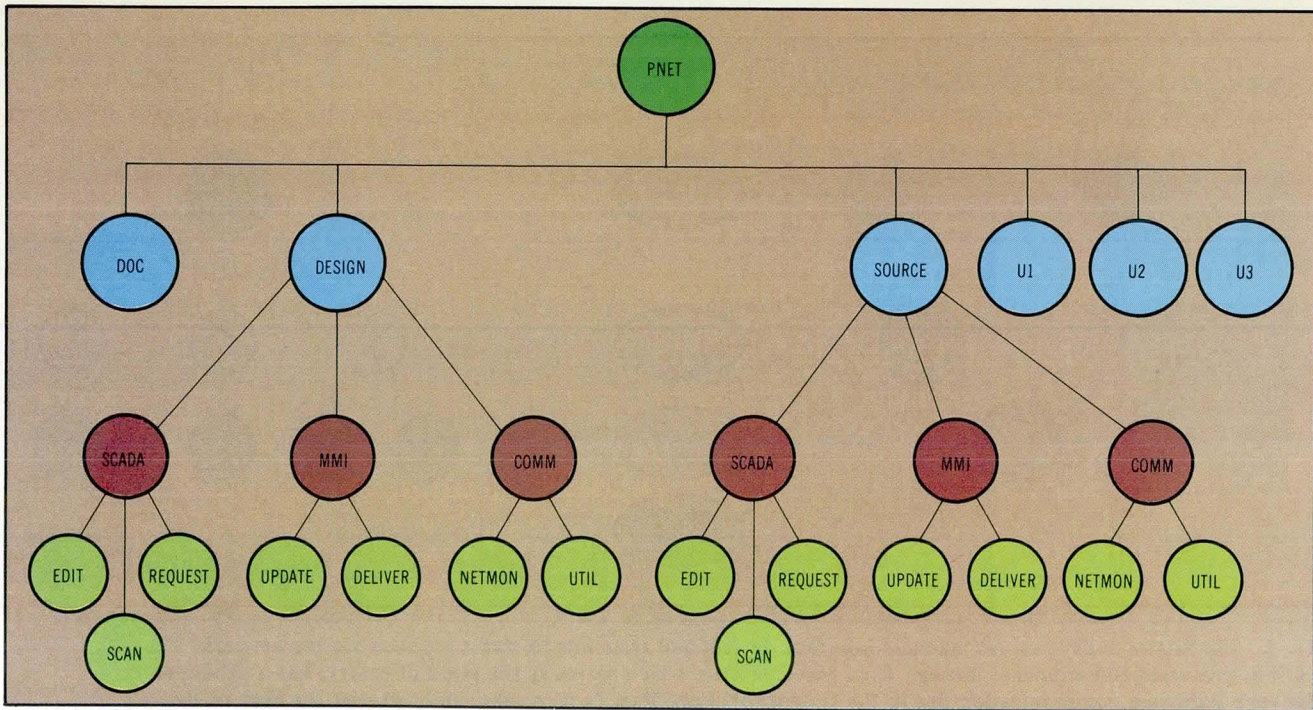


Fig 4 In the PNET project, organized in the Unix file system, each team member has a directory (illustrated as U1, U2, and U3). Miscellaneous documents are developed in the document directory.

relationship is further defined by allowing the creation of group (cooperative team) and nongroup (system-wide) file accesses.

To round out the protection scheme, Unix allows the creator of a file to define what type of access is permitted to each class of user. File owners define read, write, and execute permissions for their individual use, local group use, or for any other users on the system. A PNET group allows full access by any member of the project team, but no access to other system users.

Design documents consist of manuscripts defining the requirements, specifications, and pseudocode outlines. Manuscript documents are prepared using the standard Unix formatter and document preparation packages. Split-screen and insertion features of the editor speed pseudocode preparation. These tools provide an easy method to define the pseudocode, modify the supporting text, and generate attractive documents.

PNET is implemented using available program development utilities. Software is written in C, and rigid type checking is accomplished using LINT—a utility that “picks the lint” (ie, potentially non-transportable code) from the source code. This greatly assists engineers in producing portable (hardware-independent) programs.

Using the MAKE utility speeds program maintenance. This utility lets the user create a control file that describes how to “make” (compile, link, and load) the individual program modules into a single executable program. MAKE also provides a “best case” compilation and link loading procedure, so that unmodified source need not be

recompiled. It also ensures that modified files are not excluded from the recompilation and linking process. Experienced Unix users could assist novices by preparing command scripts and MAKE description files, resulting in higher productivity at the steepest point of the Unix learning curve.

The source code control system (SCCS) provides efficient modification controls and tracking for all documentation and code. It also provides complete version tracking and previous version regeneration capabilities. Moreover, it imposes an effective method for total configuration control, since it only records the changes made to a file. Thus, disk space is conserved, while full reproduction of previous versions of the software or documentation is ensured. This utility contributes to the reduction of development time, since changes can be removed or added at will.

Fig 5 typifies an SCCS scenario. In this example, phase 1 of the development of a module has been completed and version 1.4 is ready for integration

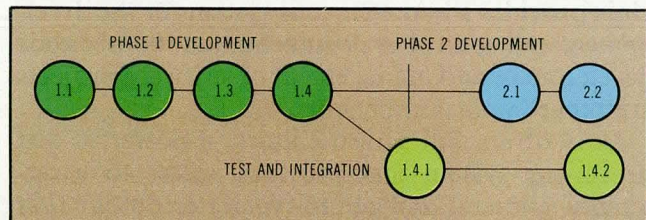


Fig 5 Use of SCCS during development permits the original version (1.1) and the changes to be kept, rather than keeping copies of each version—a net disk space savings results. Only one user can access and change a file at any given time; all others must wait. SCCS also provides file management reports.

and testing. Integration and testing of version 1.4 can proceed while development of phase 2 continues. As an example, the SCADA subsystem can be integrated and debugged while the MMI system is still being coded.

Once testing and integration are complete, the two versions can be merged and development can continue. There is only one copy of the SCCS data base. SCCS also provides access controls and restrictions, thus preventing several users from updating the same version of a document or program at the same time. Unauthorized personnel cannot update the files under SCCS control at this stage.

Device drivers key to performance

Many realtime applications require special device drivers to handle high speed device requirements, such as analog to digital converters and high speed networking interfaces. Custom device drivers support many special purpose realtime systems. Unix device drivers, including interrupt handlers, are written in the C language. This makes them easy to create and modify. This can be contrasted with most operating systems, where device drivers are written in assembly language: a most laborious process. Most Unix device drivers consist of less than 8 pages of code, including comments.

There are, of course, some realtime applications that are better suited for special purpose operating

systems designed for realtime operation, such as Perkin-Elmer's OS/32 or Gould/SEL's MPX-32 operating system. The problems involved in a distributed, realtime event driven processing environment are addressed, however, with capacity to spare, on a Unix based system.

Multiprocessing, pipes, consistent file interface, and the hierarchical file system ease implementation. There is no need to redevelop or modify any of the standard device drivers. In fact, a special device driver supporting IEEE 488 is available. Consequently, all the facilities needed to implement this system exist within Unix.

PNET proves that a standard Unix system, without modification, can be used to support a large percentage of realtime application projects. Researchers and developers should keep in mind that there are still areas for improvement. Despite this, no existing operating system compares with Unix's field proven reliability and wealth of development and support utilities.

Please rate the value of this article to you by circling the appropriate number in the "Editorial Score Box" on the Inquiry Card.

High 710


Average 711

Low 712

High Resolution RGB Color Monitor

CRT	12" Diagonal, 76 Degree, in-Line Gun, .31 mm dot pitch black matrix, non-glare surface (NEC 320CGB22)
Input Signals	R,G,B channels, Horz Sync, Vert Sync, Intensity — all positive TTL levels
Video Bandwidth	15 MHz
Scan Frequencies	Horizontal — 15.75 KHz Vertical — 60 Hz
Misconvergence	Center: 6 mm max, Corner: 1.1 mm max
Display Size	215 mm X 160 mm
Resolution	Horizontal — 690 dots Vertical — 240 lines (not interlaced) 480 lines (interlaced)

OEM inquiries invited, contact PGS for complete technical data, pricing and delivery.



phic Systems High Resolution 80 ch
 phic Systems High Resolution 80 ch
 phic Systems High Resolution 80 ch
 phic Systems High Resolution 80 ch

PGS

**Princeton
Graphic Systems**


80 character display

1101-I State Road □ Princeton, New Jersey 08540 □ (609) 683 1660 □ TLX: 685 7009 PGS Prin.

CIRCLE 68

COMPUTER DESIGN/September 1983 137

Our reputation on the line



ion is ne.



We're a manufacturing company. Our engineers are manufacturing engineers. And our assemblers know that our reputation, and your system's, are in their hands.

Our strategy is simple. We build reliable disk drives, in volume. We've concentrated on perfecting the medium capacity Winchester's you need, now. 8" drives, from 10 to 85 megabytes; 5¼" drives, from 20 to 40 megabytes. By *perfecting*, we mean as perfect in 10,000 of your systems as they were in one demonstration unit.


We start with a cleaner design. Fewer parts. A design that can be assembled smoothly, tested effectively, and produced in volume without compromising quality.

Our production techniques, like our Winchester's, are a highly refined blend of experience and innovation. The "clean tunnel" approach we pioneered, for example, is less costly, more flexible, and yet just as free of contaminants as standard clean rooms. The modular sections can be expanded, duplicated or rearranged around changing production needs.

We'd like an opportunity to show you why we're so confident about putting our reputation, and yours, on the line. Give us a call.


Quantum Corporation, 1804
McCarthy Boulevard, Milpitas, CA
95035. Eastern Regional Sales Office:
Salem, NH, (603) 893-2672. Western
Regional Sales Office: Santa Clara, CA,
(408) 980-8555. International Sales
Office: Milpitas, CA, (408) 262-1100.
TWX: 910 338-2203.

QUANTUM




CIRCLE 69

Where in the Microworld



do we go from here?



A good question, and one Zilog is uniquely qualified to answer. Not simply because we developed the Z80[®] CPU, popular as it is, but because we've kept upgrading it with versions that are faster or that take less power.

Because, in the 16-bit field, as the noise of our competition's rhetoric subsides, it's clear that the Z8000[™] CPU is particularly well suited to the more important 16-bit applications from both a hardware and software perspective.

And, because if you've heard about our coming Z80 CPU-compatible 8/16-bit Z800[™] microprocessor and the Z8000-compatible 32-bit Z80,000[™] CPU, or our single-chip Z8070 floating point processor, it is apparent that these machines represent part of a very sophisticated product strategy leading to a level of applications performance and cost-effectiveness unheard of today.

Note, too, that we integrate our own technology upwards into complete computer systems. These range from the amazing Z8[®] family that puts an entire computer onto one chip to the rather phenomenal System 8000 family which offers users a series of UNIX^{*} operating system-based super-microcomputer systems that easily leave many, clumsier, mini-computer ancestors in the dust.

How are we doing all this? Good people. Outstanding facilities. And, not least of all, the kind of committed support from our parent company, Exxon, that allows us to put more of our resources back into R&D,

Development Systems	proportionately, than any other company in the business.
Peripheral Components	
Co-processors/MMU's	
8-bit, 16-bit, 32-bit MPU's	
One-chip MCU's	
16-bit MC Systems	
Operating Systems	
Languages	
Applications	

Where does the Microworld go from here? Exactly where you want it to go.

*UNIX is a trademark of Bell Laboratories
Z8 and Z80 are registered trademarks of Zilog, Inc.
Z800 and Z80,000 are trademarks of Zilog, Inc.

For a free poster of the art in this ad, write "POSTER"
Corporate Communications, Zilog, Inc., 1315 Dell Avenue, MS
A1-4, Campbell, CA 95008.

Zilog *Pioneering the Microworld*

An affiliate of **EXXON** Corporation

What's unique about the GE 3000 printer family is its commonality.

"They're all the same only different." That's the simple advantage of General Electric's new GE 3000 series of printers...single design simplicity without the application limitations of a single model product line.

Our basic concept is application driven price/performance matching. Choose speeds from 40 to over 400 cps. Single or dual mode printing. Type quality from EDP to NLQ. Multi-color printing. Graphics. 80 and 136 column models. Selectable type fonts. Accessible, easily programmable set-up by either the operator or the system. Multi-model flexibility...all with high parts commonality.

Now, you can stock just one line of printers, yet meet a diversity of needs. Enjoy every advantage of single source supply. With each printer backed by General Electric's worldwide service.

Take a close look at any of the GE 3000 printers. You'll find they're easy to use, lightweight, functionally styled, reliable tabletop matrix printers. And when you take the entire GE 3000 series altogether, they stack up beautifully compared to everything else on the market today.

General Electric. We introduced the first fully electronic printer with LSI circuitry in 1969. And our complete line today makes us the industry leader you should look to first.



First In Electronic Printing.

For the solution to your printing needs, call
TOLL FREE 1-800-GE PRINT

General Electric Company, Data Communication Products Department B323, Waynesboro, VA 22980. In Virginia, call 1-703-949-1170.

GENERAL  ELECTRIC

CIRCLE 71

SPECIAL REPORT ON TERMINAL AND PRINTER TECHNOLOGY

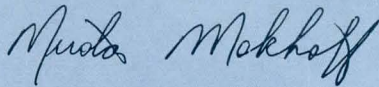
With more and cheaper computing power available, computer system designers can devote more of the system's data to controlling and driving two ubiquitous computer peripherals—the terminal and the printer. For their part, terminal and printer manufacturers are busily incorporating features that make their products more versatile, packing them with capabilities that complement every conceivable system application from word processing to color graphics.

The quest for a reliable printer that can generate a letter-quality hard copy with color graphics at a reasonable speed and can also do so repeatedly is stretching both impact and nonimpact technologies to their limits. As a result, more automated functions and software-generated commands are being incorporated into the dot-matrix printer workhorse while researchers are working to develop reliable nonimpact ink-jet and thermal transfer printers. The market share for these printers is growing at a faster rate than that of the dominant impact printers. The staff report on printer technology highlights the advances that allow for this fast growth rate, which is especially true in Japan and Europe. Printer noise—a point of contention between vendors and users—is discussed in a separate article. Its author discusses current standards and offers one solution to a printer noise standard that could satisfy all concerned parties.


The technological progress in graphics for terminals, though, seems unabated. Two separate articles highlight how LSI chips make it easier to control video processing and all graphic and alphanumeric manipulations on the screen. Much formatting can be done up front before the characters ever reach the printout stage. This alleviates the normal overhead functions in the printer. Thus, terminals and printers are vying to become smarter with each taking on more tasks and thereby alleviating the other's chores.

Features such as flat-panel displays and, for limited applications, low cost speech recognition systems are also beginning to enhance terminals. In the fourth special report article, display technologies such as ac plasma and electroluminescence are being actively promoted as direct replacements for the ageless CRT in portable small-screen size applications. Attempts to remedy the age-old problem of developing a low cost speaker-independent speech recognizer may prove irrelevant when a device that uses a feature analysis algorithm appears on the market in an actual terminal.

Overall, the two most common peripherals to most all computer systems are not being ignored and may even one day develop into full-fledged, standalone computers.



Nicolas Mokhoff
Senior Editor



Will Fujitsu's SCSI INTERFACE Please Stand Up?


For some time now, the disk drive industry has talked about the SCSI Interface. But all this talk has resulted in very little action. Until now. Today a leader in the SMD market is offering their OEM customers the option of the SCSI Interface. That leader is Fujitsu America Inc. SCSI, the ANSI-approved small computer systems interface, is a byte wide intelligent interface designed for host computer systems and peripheral units and can transfer data at up to 2MB/s. The computer and peripherals are interconnected on an eight port matrix bus, which enables any port to initiate communication to any of the other seven ports.

Fujitsu America now offers the state-of-the art SCSI interface option on the high performance 8" M2312 drive which has a capacity of 84 MB and an average positioning time of 20ms. Previously this drive was only available with an SMD interface.

A significant advantage of the SCSI interface is that it reduces the cost of interconnecting the drive to a computer. The integral SCSI controller replaces the need for an SMD controller. The only other requirement is a low cost host adapter.


Fujitsu America is committed to keeping you on the leading edge of disk drive technology. So whether you stand up for SCSI or for SMD, you can always count on Fujitsu... for innovation, for technical leadership, and above all for enduring quality.

For more information contact the Fujitsu America Sales Office nearest you. Northwest: (408) 988-8100, East Coast: (617) 229-6310, Southwest: (714) 558-8757. Europe: 44-1/493-1138.



Special report on terminal and printer technology

- 147 Printer technology quietly advances**
by Nicolas Mokhoff—Nonimpact printing methods vie for attention now that key characteristics like print quality, speed, and sound level rival those of impact printers.
- 173 Chip set gives a smooth scroll in CRT displays**
by Steven Dines and Mohammad Maniar—Two large scale integration chips and a read only memory font generator interface 16-bit processors with CRTs directly to control scrolling in multiple windows and to space characters proportionally.
- 185 Measuring printer acoustic noise**
by Stephen C. Armfield—A standard measurement technique for printer noise can make reading dBa as easy as ABC.
- 199 Flat displays—an alternative to CRTs?**
by Tom Engibous and Greg Draper—Low cost driver chips are helping two flat-panel display technologies to displace CRTs in a variety of portable applications.
- 213 VLSI chips shine in color terminals**
by A. Mason Killebrew, Jr, and Susan B. Vogtlin—A graphics controller chip enhanced by support circuits allows designers to combine color graphics with alphanumerics in a compact and versatile CRT terminal.



LEXIDATA · 3700

The Lexidata 3700 has the speed and performance you've come to expect from the leader in high resolution displays.

In terms of speed, the 3700 writes in pixel blocks automatically (e.g. for fills and horizontal vectors). This is continuous speed, not burst speed, at 42 million pixels per second.

Its pixel-by-pixel rate is also continuous and fast. Fast when you're generating vectors. Fast for individual pixel update—crucial for imaging applications.

This speed is augmented by state-of-the-art 1280 x 1024 color at a flicker free 60hz refresh.

In terms of performance, the 3700 comes standard with Writable Control Store (WCS), enabling the user to

*42 million
pixels
per second*

implement his own high speed routines. Additionally, WCS also gives direct access to the main processor, so even complex functions run fast. There's also separate storage for over 1000 characters in user-definable fonts.

Remember, too, that the 3700 stems from the 3000 family, the most popular high-performance line ever developed. The 3700 is a *complete* performance package offering speed and features that live up to your expectations.

The Lexidata 3700. Fasten your seat belts.


For quick response call 1-800-472-4747 (in Massachusetts, call 617-663-8550) or write to us at 755 Middlesex Turnpike, Billerica, MA 01865. TWX 710-347-1574.



LEXIDATA

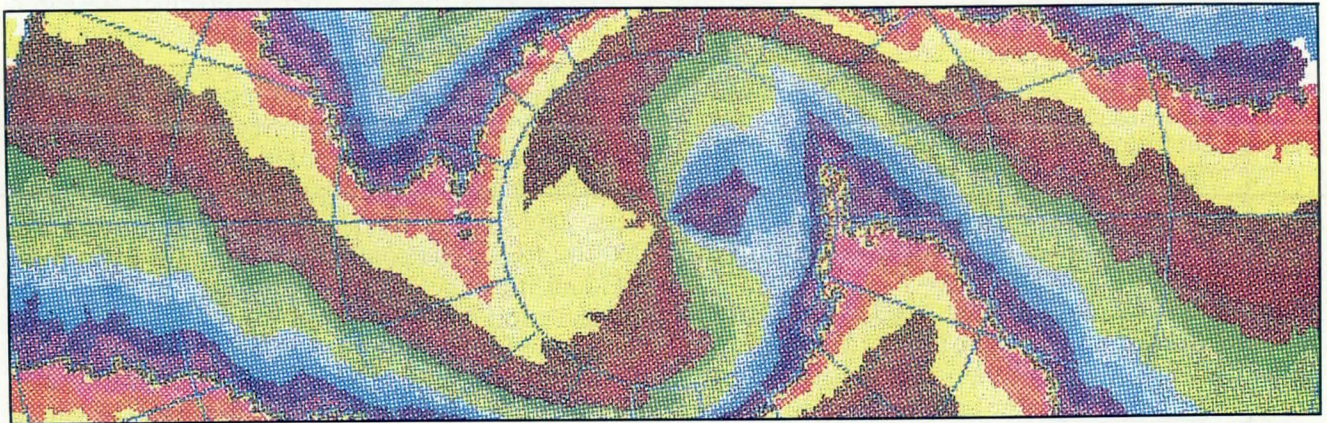
The clear choice in raster graphics.

CIRCLE 73



PRINTER TECHNOLOGY QUIETLY ADVANCES

Nonimpact printing methods vie for attention now that key characteristics like print quality, speed, and sound level rival those of impact printers.



**by Nicolas Mokhoff,
Senior Editor**

The most common type of computer output is a hard copy. For the most part, printers of the last 20 years have been very obvious about generating a hardcopy output—they usually made a lot of noise doing so. While input devices and central processing units have made a smooth transition to the world of quiet electronics, printers have mostly remained in the electromechanical realm. The next couple of years should change that picture.

The age of the practical nonimpact, and thus “quiet,” printer has finally arrived. Whether shooting a stream or drops of ink from a jet, bombarding electrons from a laser, applying heat from a platen, or depositing ions on a magnetic drum—all these printing methods resort to a nonimpact way of placing ink on paper. Nonimpact methods are currently at the threshold of complementing every conceivable computer system application, from the

simple word processor character printer to the sophisticated data processing line and page printers.

Two technologies stand out as able to encompass the vast span of applications at a reasonable cost. Both ink-jet and thermal transfer have been talked about for years, but not until the last year have an onslaught of commercial products hit the market. And, according to some market analysts, they are about to give the long-standing bastion of printer technology—the dot matrix printer—a run for the money.

Interest in ink-jet printing technology has recently become feverish. From January 1975 through January 1983, over 500 U.S. patents relating to ink-jet technology were issued; of these over 100 were issued in 1982. Currently about 50 firms are active in ink-jet research and development. Clearly, considerable progress has been made since the first demonstration of an ink-jet oscillograph at Stanford University in the early '60s.

Both synchronous (continuous stream of ink) and asynchronous (drop-on-demand) ink-jet systems are finding applications. In synchronous

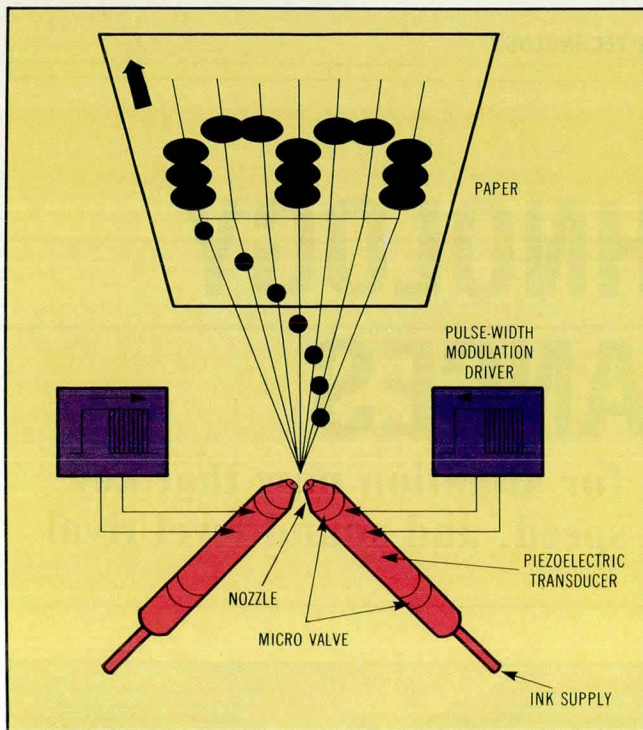


Fig 1 A growing problem for ink-jet printer manufacturers has been the low reliability of the ink jets themselves. To increase reliability, jet number must be reduced. NEC's drop collision deflection technique uses only two jets to emit two simultaneous drops which, upon colliding, combine at a point adjacent to the nozzle orifices. Micro valves apply a constant pressure on the ink; pulse-width modulation drivers control the direction of the ink drops.

design, the exiting ink droplet is given an electrical charge proportional to plates having a fixed potential difference. When no mark is to be made, the ink is deflected to a gutter and returned to a reservoir. A line of characters can be printed by moving the printhead along the width of the page. Another approach with a continuous stream of ink is the use of a multiple nozzle printhead, where charged droplets are deflected to the gutter and uncharged droplets ink the paper at fixed positions on a character matrix.

In drop-on-demand designs, both single and multiple heads can be used. The usual configuration of a drop-on-demand printhead is an ink reservoir, a deformable chamber, and a nozzle. The system designer must choose stable, nontoxic inks that will not encrust the nozzle (due to drying, mold formation, etc) and maintain appropriate wetting, drying, and spreading properties. Equally important is the choice of a paper matched to the inks and to the application.

Although ink-jet printers constitute only 10% of the dollar volume of nonimpact printers, there is reason for optimism about the growth of this technology. Market analysts have predicted that of the various nonimpact printing technologies, small electrophotographic and ink-jet printers will experience the most rapid growth through 1986. Another source pointed out that ink-jet printing is

likely to be the major marketing growth area for the next 20 years in certain special applications. Finally, in considering the best combination of the following characteristics—line and edge definition, area filling, color accuracy, and copy speed—a Massachusetts Institute of Technology study found ink-jet technology to be the best choice for color graphics.

Japanese ink jets

Japanese efforts in placing reliable and low cost ink-jet printers on the market are especially intensive. They are exploring color printing technology beyond character reproduction to full facsimile of color photographs. Companies such as Nippon Electric Co (NEC), Hitachi, Sanyo, Canon, and Fujitsu have major ongoing programs to reduce the nozzles down to a minimum number for high quality and improved printer reliability. Multiple nozzles are usually used to maintain continuous pressure on the ink emanating onto the paper.

Engineers at the NEC Microelectronics Research Laboratories in Kawasaki, Japan developed a drop collision deflection ink-jet printing technique (Fig 1) that uses just one pair of single nozzle pressure-pulsed ink-jet heads. Two drops emitted from the two independent nozzles collide and combine with each other at a point adjacent to the nozzle orifices. The flying direction of the combined drop is determined by the combined momentum of the individual incidence drops, according to the law of conservation of momentum.

Pressure-pulsed ink-jet heads, having two 1-way micromechanical valves, are used in the drop collision deflection printing head. They are well suited for drop momentum control because of their high operational frequency and wide-drop volume variation characteristics.

The printing head is composed of a pair of pressure-pulsed ink-jet heads mounted at a fixed angle, one on either side of an ink chamber, where a piezoelectric transducer is used. The forward direction of both valves tends toward the nozzle orifice. Pumping effect due to joint operation among the piezoelectric transducer and the two valves not only causes steady drop ejection, but also a forced ink supply.

A pair of taper nozzles are used to set the drop collision point adjacent to the nozzle orifices. At the taper nozzle end, wall thickness is less than 10 μm . This effectively permits constant and stable drop ejection.

In general, a deflection type head provides better control over dot size when generating dot matrix characters. Drop collision deflection is characterized, in addition to the above, by a large deflection angle with small deflection error. This makes it possible to shorten the gap between the deflection head and the paper. Also, a lower voltage may be used than that in the electrostatic deflection system.

Digi-Data Series 2000

THE COOL STREAMER

Digi-Data Series 2000 streamers put the heat on the competition — and off the tape.

Unlike our competitors, whose streamers draw air over hot components before blowing it into the tape compartment, the Series 2000 keeps its cool by pulling air from outside the rack directly across the entire tape path. The cooling fan moves large amounts of cool air over the tape, keeping it below the easily exceeded ANSI limit of 90°F regardless of rack temperature. And by exhausting air outside of the rack, the streamer does not increase rack temperature.

This cool tape path is just one of the reliability features Digi-Data designed into the Series 2000. Solid state sensors and microprocessor controlled calibration and power-up diagnostics are standard. Step-write, microprocessor controlled read electronics and extended deskew buffer make 3200 bpi operation more reliable.

And Series 2000 performance matches its reliability. With speeds up to 125 ips for 1600 bpi and 62.5 ips for 3200 bpi, the streamer can back up 92M bytes on a single tape reel in under 10 minutes (including rewind). A unique adaptive streaming feature enables the Series 2000 to adjust its tape speed to match the data rate.

Series 2000 is just one of Digi-Data's full line of 1/2" and 1/4" tape drives for streaming and conventional start/stop operation.




**DIGI-DATA
CORPORATION**

® ... **First In Value**

8580 Dorsey Run Road
Jessup, MD 20794

Tel. (301) 498-0200
TWX 710-867-9254

In Europe contact:
Digi-Data Ltd.
Kings House
18 King Street
Maidenhead, Berkshire
England SL6 1EF
Tel. 0628 29555-6
Telex 847720



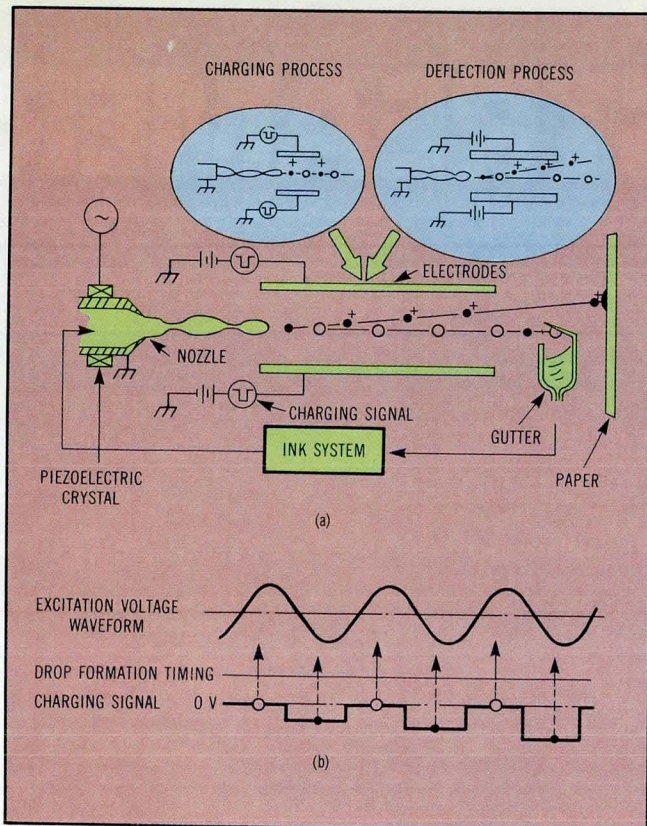


Fig 2 Hitachi's microdot printing technique controls the dot's size and shape by having the ejected ink stream pass from the nozzle between two electrodes used as deflection plates (a). Dot size is controlled by applying a variable excitation voltage that stabilizes the formation of an optimal dot pattern (b). Microdots alternate with large drops, and charged microdots are deflected to the paper while uncharged drops fall into the gutter.

NEC expects to generate over 100-char/s printing speed for 9- x 7-dot matrix high quality characters. This performance is suitable for such a small-sized, low priced printer as a peripheral device for personal or small business computers. Engineers at Hitachi's Research Laboratory of Ibaraki, Japan, meanwhile, have developed two high resolution color printers using a microdot ink-jet printing system. One printer prints 30 pages of color pictures per hour with a dot density of 400 dots/in and the other prints 10 pages per hour with 1000 dots/in.

What's a microdot?

In the microdot ink-jet printing method, only microdots, which are small droplets between large drops, are used for printing (Fig 2). Pressurized ink is pushed through a narrow nozzle and forms a continuous ink-jet stream. When a synchronization signal is applied through piezoelectric crystals, the ink jet breaks into a well-defined stream of drops. Change in ink pressure and amplitude of the applied voltage gives rise to small droplets, called microdots or satellites, between large drops. Only these microdots are used for printing. A charge is

applied to the microdots electrostatically by small electrodes, which are also used as deflection plates. Charged microdots are steered upwards as soon as they are charged, and they hit the paper to form pictures or characters. Uncharged drops move straight into a gutter to be recirculated to the nozzle.

The diameter of microdots ejected from the 65- μm diameter nozzle with an oscillator frequency of 124 kHz is approximately 40 μm , while the diameter of large drops is approximately 120 μm . Dot density of printed pictures is 400 dots/in. When the 30- μm diameter nozzle is used with a 245-kHz frequency, the dot density is 1000 dots/in.

Stable generation and charging of microdots is controlled by voltage amplitude applied to the nozzle. A microcomputer-based automatic microdot generation control system has a drop sensor, a control circuit that controls a test signal generator, and a variable voltage circuit for excitation. Since only appropriately charged microdots pass through the drop sensor, it is possible to find proper conditions for microdot generation by changing the excitation voltage value while charging microdots with a predetermined test signal. This process is repeated until an optimal microdot generation range is obtained, where microdots and large drops are formed alternately with roughly the same distance between them.

The microdot ink-jet printers can be used not only for copying color pictures, but also for

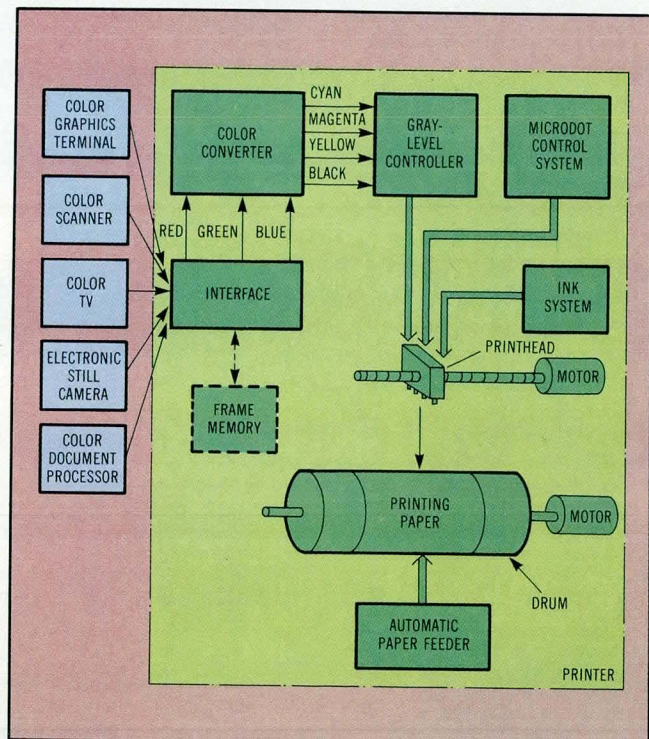


Fig 3 Hitachi's full-color printing unit can accept color information from many different sources. A frame memory is used to retain data from a video source for reproduction. Four ink jets (cyan, magenta, yellow, and black) move horizontally across the paper as it rotates on the drum.

obtaining hard copies of images on color TVs, color scanners, color cathode ray tubes (CRTs), etc. These full-color printers are best suited as hard-copy output equipment for reproduction of images from high resolution color scanners. The quality of the print from the 1000-dot/in printer comes close to that of a 35-mm photograph.

Information in terms of three primary colors (red, green, and blue) is input from various color input devices and fed into the full-color printer through an interface (Fig 3). Necessary data for reproduction are stored in a frame memory. Through a color converter, signals in the additive primary colors are converted into corresponding signals in three primary colors of ink (cyan, magenta, and yellow) and black. Halftone is controlled by a gray-level controller to give 16, 32, and 64 gray levels. In order to charge microdots generated from respective nozzles, signals for four colors from the gray-level controller are transmitted to the respective electrodes mounted on the printhead. An automatic paper feeder places the printing paper on a drum. Moving the printhead horizontally while rotating the drum produces a high resolution, full-color print (Fig 4).

A similar minute-dot, high resolution printing mechanism has been developed by Sanyo Electric Co Ltd of Osaka, Japan. This drop-on-demand printer uses a metal diaphragm-type ink head and a novel nozzle guard system that overcomes the three main obstacles to an effective drop-on-demand ink-jet printer: clogging of the nozzle due to dryness; accumulation of dirt around the nozzle; and defective pressurization because of bubbles.

It's all in the nozzle

In Sanyo's nozzle guard system, the small cell is filled outside the nozzle with ink and immerses the nozzle in ink when printing stops (Fig 5). Consequently, the nozzle cannot be clogged by dry ink, when printing stops. At the same time, as the ink is fed into the small ink cell through the nozzle, the dirt around the nozzle is melted and bubbles in the head are discharged.

This nozzle guard system with an outer ink cell allows high resolution printing of 12 dots/mm by using minute dots. To achieve the highest scanning accuracy, a drum-type scanning mechanism is applied to the printer. Because each minute dot cannot be seen in high resolution color printing, smooth graduation is obtained by controlling the dot density by a systematic dither method. Also, image data processing techniques such as the independent dither matrix, density conversion, and black signal processing improve the printing quality.

Ongoing research for improving print quality has recently focused on the way the ink drop in ink-jet printers is formed and subsequently ejected onto the paper. Researchers at the Fujitsu




Fig 4 A 1000-dot/in resolution is possible with Hitachi's ink-jet printer using a nozzle with a 30- μ m diameter. Printed dot size is 35 μ m on this unit, which allows print quality to approach that of a 35-mm photograph.

Laboratories Ltd of Kawasaki, Japan worked on developing optimum conditions for a stable droplet ejection.

They investigated the characteristics of droplet ejection using a typical ejection unit with a cylindrical nozzle installed on a multilayer head. The droplet ejection process consists of the following phases: droplet formation; meniscus retraction; refill, in which the meniscus moves from the maximum retracted position to the outer end of the nozzle; and settling, in which meniscus vibration approaches equilibrium enough for the next droplet to be ejected with an acceptable droplet velocity change. Fujitsu engineers observed the following optimum conditions for stable droplet ejection: First, in terms of the droplet formation, an ideal droplet would be one without a satellite droplet and with a thread-like ink mist, and one that could absorb air bubbles. Second, the meniscus retraction should be kept within the nozzle. Also, in terms of optimal head dimensions and ink viscosity, Fujitsu engineers found that droplet ejection at higher frequencies can be achieved by shortening the nozzle while keeping meniscus retraction within the nozzle and maintaining a high viscosity level.

Ink-paper relations

An increasing number of available color display terminals are driving the demand for color hard-copy devices. The reasoning is that if one can see a color display on a CRT, one should also be able to obtain a good quality color hard copy of the display's contents. Ink-jet technology shows great promise for rapidly producing high quality, low cost, color hard copies. To this end, Tektronix (Beaverton, Ore) researchers are investigating the ink and media interaction to learn as much as possible about the requirements for ink-jet color

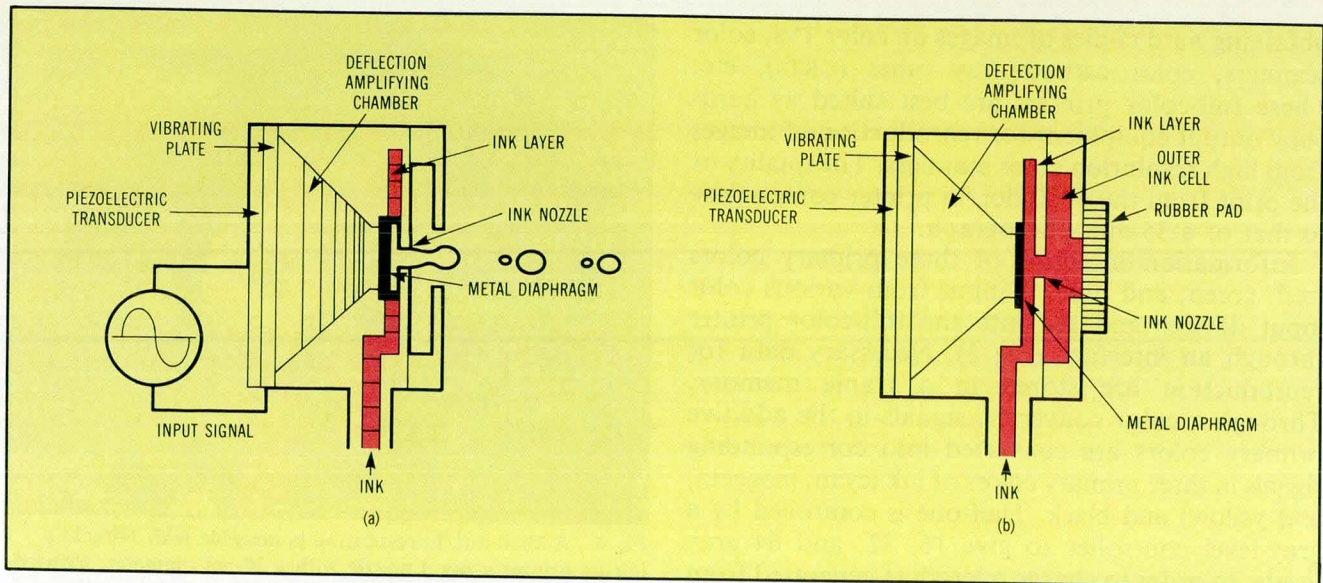


Fig 5 A drop-on-demand printing system developed by Sanyo Electric uses a metal diaphragm to shield the outer ink cell, which is constantly filled with ink (a). This keeps the nozzle immersed in ink in the standby condition, thereby keeping the nozzle from clogging (b). When an input signal is applied, minute drops are generated that print a copy at 12 dots/mm.

quality printing. They chose to use the air-assisted, ink-on-demand ink-jet for their research.

Tektronix researchers took a very scientific approach to their work. Their experimental hardware dictated the rheology requirements for the ink used in the system. Narrowly defined ink properties were viscosity, surface tension, and specific gravity. In order for the ink to have those specifications and be nontoxic and nonflammable too, water became the natural choice as the main solvent. The small ink-jet orifice restricted the choice of colorants to those water-soluble dyes classed by the Colour Index as acid, base, direct and, in some cases, reactive.

Because of the way in which color is generated in a subtractive 3-color system, the subtractive primaries—cyan, magenta, and yellow—must be used to obtain the largest color gamut possible. A separate fourth jet printed black, instead of generating black by combining all three primary inks.

Color science likewise dictates requirements of the receptor (ie, the printing paper). Adding a colorant into a light-diffusing medium, such as a sheet of paper, reduces the effective absorbing strength of the colorant. In a transparent film, light passes through the complete color layer. However, in a light-absorbing and light-scattering material such as paper, the scattering property causes part of the entering light to be re-emitted before it has passed through the full depth of the absorber—hence, the reduced coloring strength. The ideal situation would be to put all the colorant in a vanishingly thin layer right at the paper surface. That is close to what is achieved in normal printing processes and is the reason why those processes are able to produce deeply saturated colors. In ink-jet printing, the ink must be very fluid for the jet to work.

Thus, if smearing and running of the ink is to be prevented, the receptor must rapidly absorb all of the ejected ink, which most likely means penetration of the ink well into the bulk of the substrate. From that point of view, the perfect ink-jet receptor would be a blotter with a coating that retains the colorant right at the surface, yet allows the solvent to be absorbed into the substrate as fast as the ink is applied. The ideal coating would be transparent, so that no scattering of incident light occurs in the colorant layer.

Using different coatings

Tektronix engineers identified certain coated papers as working best with the quantities and type of inks put down by their color printer. Coatings appear to behave much the same as a chromatography column. Dyes used in their inks can contain either anionic sulfonic acid groups or cationic sites. Upon contacting the ionic materials of the coating layer, they are rapidly locked onto the surface by ionic interactions, while the remaining ink solvent is rapidly eluted down into the substrate.

Company researchers concluded that good quality hard copy by ink-jet printing requires rapid absorption of the ink solvent into the paper. But, the colorant must be retained on or near the paper surface. In all cases, some degree of lateral migration of the ink drop in the receptor will occur. The extent of that migration must be matched with the resolution of the ink-jet printer to produce uniform solid fill. Uniformity of that migration is related to surface smoothness and ink absorptivity of the media.

Also, researchers found that the lightfastness of an image is not solely determined by the colorant. Continued work is needed to identify dye and paper combinations that are even more lightfast,

without compromising the largest color gamut obtainable—with particular emphasis in the area of a magenta primary. Tektronix engineers call for some industry-wide standards on lightfastness that would be very helpful in guiding such research.

As the demand for color hard copy approaches that obtained from photographic equipment, and as high resolution computer graphics become more commonplace, ink-jet technology will be the cost-effective solution capable of such quality. At the same time as the required number of dots per unit area for photographic quality will increase considerably, the corresponding amount of ink applied to the paper surface will most likely remain about the same. This will mean that the volume of ink per drop will have to be considerably reduced. The real goal then will be to produce a practical and reliable ink-jet that is capable of rapidly ejecting uniformly small drops.

The pulse that shoots ink

Meanwhile, in the laboratories of IBM (San Jose, Calif) researchers are studying the electrical signal's effect on the drop quantity needed for an effective print. As previous examples in drop-on-demand ink-jet printing have shown, a voltage pulse is applied to a piezoelectric transducer for each drop ejected at the nozzle exit. Past research maintained that this voltage signal should be a pulse with a short rise time, followed by a slow decay to zero to allow refill of the nozzle prior to the ejection of the next drop. More recently, a more complex voltage signal was investigated that was characterized by a sharp initial rise, a subsequent slow decay, and a secondary rise to an intermediate level prior to reaching zero.

IBM researchers studied the dependence of the drop formation process on the characteristics of the voltage pulse, such as pulse width, amplitude, and shape. The voltage pulse applied to the transducer causes a pressure pulse in the fluid chamber, and this pressure pulse, in turn, causes the drop to form at the meniscus. Thus, the shape of the voltage pulse should significantly influence the drop formation process. Using a Motorola 68000-based signal generator, IBM engineers observed that pulse width and amplitude of the voltage pulse significantly influence the drop volume and frequency response, almost independent of pulse shape.

Their experimental setup consisted of a signal generator to drive the drop-on-demand drop generator, a long working distance microscope, and a low light level TV-camera with monitor. A strobe light or a light emitting diode furnished the light and monitored the drops. The results of the experiments confirmed that the pressure pulse that ejects the drop at the nozzle is the integrated effect of the distributed local pressure waves in both

space and time and that this integrated pressure pulse is similar in all cases.

For more than 10 years, IBM was one of the pioneers in ink-jet technology. The company, however, has made headway in other printing technologies as well. For instance, its West German subsidiary has recently developed a very high quality black and white printer that uses an electro-erosion printing technology. The printer creates composed text and graphics on a special aluminized paper with a 600 x 600 picture elements-per-inch resolution. The 4250 is aimed at end users and is well suited for office environments because of its inherent quietness.

In the electro-erosion process, text and line graphics are created by passing an electric current into aluminized paper, thus eroding the metal part of the paper where printing is done. The extremely crisp image can be used as a camera-ready master page or inserted into a copier or direct-plate maker. The 4250 can reproduce up to 22 typeface families in various styles and sizes ranging from 6 to 72 points. Control electronics can remotely address all 600 points in both directions, enabling an electronic layout of pages using both text and line graphics. The specialized paper cost is about \$0.12/ft, according to IBM. The printer sells for \$21,000.

While IBM is not ready to introduce a commercial ink-jet printer, many other companies have done so in the last year. Besides Tektronix, there is Xerox's Diablo Systems Series C, Exxon's 965, Siemens' Printacolor TC1040, Konika's JM241, Canon's A1210, and a host of others that are in their development stage. The quality of printouts varies between machines, depending upon many factors: the number of jets used for resolution, the print speed, and the number of fonts available. Comparing these printer characteristics is not very useful since no two printers have the same elements. Thus, true comparison becomes an exercise in specsmanship.

Examples of companies placing their best foot forward are the print speed specifications for the Xerox (Hayward, Calif) Diablo Series C color printer and that for the Printacolor (Norcross, Ga) TC1040. Diablo specifies 20 chars/s (10 pitch) at either unidirectional or bidirectional printing. Printacolor TC1040 specifies the printing speed as being able to generate a 512 x 512 image in less than 1 min. Now it's your turn to translate.

Similar considerations must be kept in mind for printers using thermal transfer technology—the other main nonimpact contender. Probably to no one's surprise, most recent thermal transfer research has been carried on in Japan. Many products have appeared on the market there during the last year or two and more recently have been introduced in the United States. A major reason for the

strong effort in Japan is that the Japanese language lends itself better to a facsimile-type mechanism of printing. Much of the thermal transfer work was first used in facsimile equipment. The companies involved include Nippon Telephone and Telegraph Corp (NTT) of Yokosuka, Japan; Oki Electric Industry Co, Ltd of Tokyo; and Toshiba Corp of Kawasaki. The research of these companies has resulted in patents, and, in some cases, products. Olivetti & Co of Ivrea, Italy and IBM have also been granted thermal transfer patents.

Thermal transfer is here to stay

In the late 1970s, Japanese researchers at NTT recounted the advantages of silence, simplicity, and high reliability of thermal paper printing, but also noted that thermal paper results are subject to fading and color change. They studied ink-transfer imaging to obtain plain paper prints without losing the advantages of thermal paper printing. Two processes were found to be satisfactory.

With both processes, imaging is accomplished by using a thermal head to heat and melt an ink-coated base. When the ink is melted, it is transferred to plain paper, forming an image. The difference between the two processes is in the type of base with which the ink is coated. The ink-film method uses a thin film as the base, while the ink-thermal paper method uses thermal paper as the base. With this method, thermal paper printing is achieved on the top layer and thermal ink-transfer copying on the plain paper beneath.

In operation, a film or a sheet of thermal paper that is coated with ink on the underside is heated by the thermal printhead. The heat is transferred through the film or thermal paper to the ink, which melts—lowering its viscosity and thereby letting it flow into the paper. Usually a thermal printhead is of a dot matrix type and the characters are formed out of dot configurations.

NTT engineers have researched the importance of the melting point and viscosity of an ink in ink-transfer efficiency and in print quality. A typical ink in this type of printer has a melting point of 60 °C and a viscosity of 50 centipoise (cp) at 100 °C. The ink is heated to above its melting point so that it will penetrate the paper, which is pressed against the ink layer.

Last year, engineers from Oki Electric Industry Co, Ltd developed a new printing unit that, according to Oki, improves upon the thermal ink-transfer method developed by NTT. According to Oki, the NTT method has a disadvantage. Solid ink on the film is used up by a single printing, and the ink film tends to become wrinkled by ink-film treatment in the facsimile and printer.

With Oki's printing unit, the return roller's built-in heater melts the solid ink (Fig 6). A thermo-detector senses the surface of the ink roller

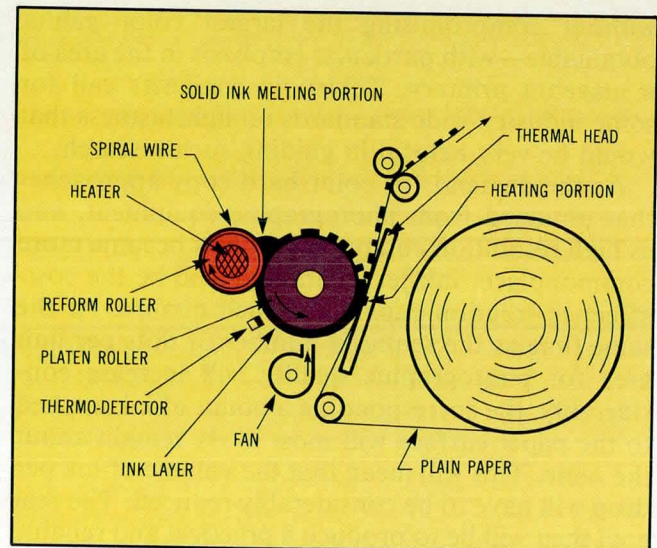


Fig 6 A breakthrough in thermal transfer printers by Oki Electric in 1981 was to use a second roller with an internal heater to melt the ink, thereby applying a uniformly thin layer on the surface of the platen roller. A heat detector senses proper ink temperature, while a microcomputer adjusts for proper heat and airflow from the fan. The printer, however, requires specially treated paper.

while a microcomputer adjusts the airflow from the fan and the heating power of the roller. In this manner, the printer uniformly and continuously forms a thin layer on the platen roller surface. It then solidifies the ink layer at an optimal temperature before the transfer. As the thermal head is pressed against the roller, the heat is selectively applied to the dotted-line-type elements from the rear paper surface. Ink is then resupplied to the part of the ink layer where ink has been depleted through transfer.

Thermal transfer is accomplished by thermo-melting solid ink that has been coated on thin film onto a plain paper. This printing cost, however, is expensive because the ink-film can be used only once. More research by Oki engineers yielded better results this year. They developed a thermal ink-transfer printer that uses an ink-film repetitiously by reforming the ink layer on the film (Fig 7).

To reform is to repeat

The reformation unit consists of a reform roller and an ink bath. This reform roller has a built-in heater and a delicate spiral groove on the surface. The ink bath is a double structure that prevents heat loss.

The ink in the bath is melted by the heat of the reform roller. According to reform roller rotation, the melted ink is carried to the contact portion between the film and the reform roller. At this contact portion, the ink that remained on the film is melted again and mixed with the ink from the bath. A constant amount of melted ink is supplied onto the film through the grooves of the reform roller

Announcing Retro-Graphics® for \$749.



You can now update your ADDS, TeleVideo, or Lear Siegler terminal with the most economical Tektronix graphics around!

With our invention, the RG512 Retro-Graphics terminal enhancement, we introduced more than 25,000 operators to the standard of value in Tektronix®-compatible graphics.

We'd now like to introduce you to our latest innovation: 512-Series Retro-Graphics. Currently shipping at the industry's newest standard, \$749 (quantity one).

The 512-Series. A user-installed PCB assembly that converts your TeleVideo®, ADDS, or Lear Siegler® terminal into a powerful bit-map graphmaker. With Tek™ 4010/4014 features. And compatible with Tek's PLOT 10™ or your RG512-based program.

In fact, Retro-Graphics ensures your software investment. Now or in the future. Because it works with a variety of graphics programs, including ones from ISSCO®, Precision Visuals, and Megatek.

Its 4010/4014 protocol enables you to draw complex images in bright, high-detail resolution.

You can quickly generate dotted, dashed, or solid vectors. Incremental point plots. Graphics text in four character sizes. With crosshair cursor capability. And "local" printer support.

With the RG512, we led the way to affordable graphics. Now, at \$749, 512-Series sets the new standard for low-cost graphics.

Call today or clip and mail the coupon for full details from your local Retro-Graphics dealer.

CLIP AND MAIL TO:

CD9/83

Digital Engineering
630 Bercut Drive, Dept. 217
Sacramento, CA 95814

- Send information on 512-Series Retro-Graphics
 Arrange an informative demonstration

NAME _____

TITLE _____

COMPANY _____

ADDRESS _____

CITY _____ STATE _____ ZIP _____

TELEPHONE () _____

 **DIGITAL
ENGINEERING**

630 Bercut Drive, Sacramento, CA 95814
(916) 447-7600 Telex: 910-367-2009

Retro-Graphics is a registered trademark of Digital Engineering, Inc. © 1983 Digital Engineering, Inc.

CIRCLE 75

surface. The supplied ink spreads out because of its wettability and forms a flat ink layer.

Oki experimentally confirmed that the ink-layer thickness is reduced to approximately one-half of the calculated value, because the reform roller must be pressed sufficiently hard against the film to supply a constant amount of the ink.

In the reforming process, the supplied ink is kept in a molten state in order to form the flat ink layer when the ink is spreading out on the film. Ink transfer occurs when the ink surface, in contact with the plain paper, has been melted. By using the thermal head, the ink is heated from behind the film. Therefore, the thinner film and the thinner ink layer decrease heat loss and increase print quality. Furthermore, the film requires heat resistivity due to its direct contact with the thermal head. In practice, 25-mm thick polyamide film is used.

Thus, Oki's printer has all the wanted characteristics of a thermal transfer-printer: plain paper print, no print fading, low cost, and high resolution. Applications of this printer may be found for word processor printers and office computer printers, according to Oki officials.

Commercial thermal transfer printers from Oki will directly compete with the impact printers produced by its American subsidiary, Okidata (Mt Laurel, NJ). This company is one of the leading suppliers of impact dot matrix printers. Its entire Microline product line is geared toward personal computer users.

Microline printers can be considered typical of those using the dot matrix impact technology—still the workhorse of all printer technologies. Lately, these printers have taken on an elegant and compact look, and have had design features incorpor-

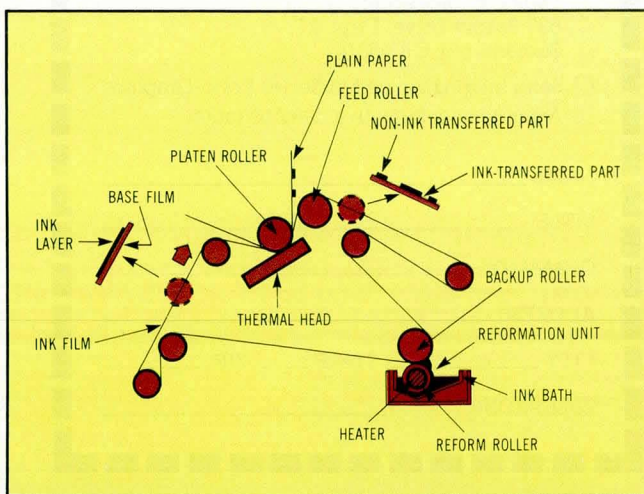


Fig 7 Oki's plain-paper thermal transfer printer uses an ink film in an endless loop, while the ink is selectively melted by heat elements of the thermal head and transferred to the paper. Ink remaining on the film is remelted in the ink bath by the reform roller, which again supplies a uniformly thin 5- μ m ink layer on the film for the next cycle.



Fig 8 Most dot matrix and full-character impact printers have been packed with useful new features that make them more attractive to the office worker. Besides variable form lengths, speeds, and formats, the units are smaller and lighter due to increased electronics within. Okidata's microline, for example, allows downloading of full-custom character sets from the computer. This makes for faster and more versatile printing.

ated that are specific to interfaces with Apples and IBM personal computers, and others (Fig 8). A typical specification sheet will read that 80 chars/s is the unidirectional printing speed, that it utilizes a full 96-character ASCII set with 80 columns for standard characters and 132 columns for condensed characters.

Good old impact printers

Okidata's ML-80 product line also features 64 block shapes for generating graphics, and can type various densities of lines/min depending on the number of characters/line. Oki's latest version (μ 92) prints at 160 chars/s and has a density resolution of 13 x 17 dots. Users can also download formatted characters from a diskette to the printer. All these features are making the printers more accessible to the nonengineer.

For the most part, the state of this type of impact printing technology has not progressed much beyond the original designs. For letter-quality printing, users can now choose a daisy wheel printer, still considered less reliable than dot matrix. Their full-character impact mechanism, however, comes close to typewriter format quality and is again attractive to personal computer users for that reason.

The leader in this type of impact printer is Daisywriter, a division of Computers International of Los Angeles, Calif, whose model 2000 purports to print up to 500 pages in an average 8-h day. The printer is a Z80-based system that uses the computer-optimized printer interface and emulation system (COPIES) algorithm that provides protocol emulation for Diablo 630, Qume Sprint 9/11,

JUST CONNECT AXIOM'S VIDEO PRINTERS TO VIRTUALLY ANY CRT DISPLAY AND INSTANTLY PRINT WHAT YOU SEE.



The Video Un-Interface

Imagine, instant hard copy of anything displayed on the CRT of your computer, work station, graphics terminal, video monitor or TV set — with absolutely no hardware or software interface.

And we mean anything! Complex graphics, alphanumerics in any size or font, foreign symbols and hieroglyphics. Whatever is on the screen.

That's because these amazingly simple printers operate from the composite video input of the CRT. Just connect two wires and start printing.

Two Models to Choose From

Our compact EX855 provides a completely dry, fade-proof hard copy with superb resolution on a 5-inch wide format,

making it ideal for data logging and instrumentation systems. For those needing a larger format, the EX1650 offers the same benefits on 8-1/2" wide paper.


The "Electronic Note Pad"

Our video printers are ideal companions for CRT terminals in banks, insurance companies and medical and scientific laboratories. They provide hard copy for many Tektronix graphics terminals for about 1/4 the cost of competitive units. And they connect directly to the video jack on IBM 3270s, DEC VT-100s and many other terminals.

Low on Maintenance — High on Reliability

Our simple, reliable mechanisms need virtually no maintenance. The sharp, high contrast printout is the result of a patented high-resolution self-adjusting print-head and low cost electrosensitive paper which eliminate chemicals, messy inks and ribbons.

Axiom printers are backed by our distribution and service centers in the USA and 21 foreign countries.



AXIOM

AXIOM CORPORATION

1014 Griswold Avenue • San Fernando, CA 91340
Telephone: (213) 365-9521 • TWX: 910-496-1746

NEC 3500, 5500 and 7700 series, Centronics 737, and IBM PC printers. A built-in buffer memory of 16K bytes (48K bytes optional) allows computers to load up the buffer memory in less than a second and to print for up to an hour with an optional low cost sheet feeder or a tractor.

As in most modern printers, while printing, the host computer can be used for other operations. Clear buffer and reprint buffer commands can be controlled by the front panel or software. The buffer can be automatically reprinted up to 255 times by software control. Also, the full-screen display of a CRT can be instantly dumped directly to the printer with no handshaking required. Four interfaces are included in the Daisywriter 2000: Centronics 8-bit parallel; IEEE 488; RS-232-C; and 20-mA current loop.

Another typical feature in current full-character and high quality, dot matrix impact printers is the use of stepper motors for driving the printing mechanism, the paper feeder, and any other mechanical part. These motors are easier to control electronically and are made exact in responding to the printing cycle. In the Daisywriter printer, for instance, a linear stepping motor magnetically drives the carrier along a rugged stainless steel track. There are no cables, belts, wheels, or pulleys to fail, stretch, adjust, or malfunction. In addition, three control microprocessors reduce the complexity and number of mechanical parts.

Daisywriter 2000's modular construction consists of five units: platen, carrier, controller, power supply, and an interface-emulator-buffer memory board. Maintenance is made easy by just loosening two captive screws to remove the cover for quick onsite replacement of these modules. All cables between modules are terminated through connectors for quick disconnect. Fourteen print styles and 16 languages are available on printwheel cassettes pioneered by Daisywriter. The printer is manufactured by Computers International, which sells its units to original equipment manufacturers (OEMs). Daisywriter's printing mechanism has been in production nearly two years in Japan's Brother Industries' model EM-2 electronic typewriter.

On the dot matrix side, Epson America Inc of Torrance, Calif, the leading producer of that technology, sells its full product line to OEMs who have incorporated the printing mechanism in their equipment under many different labels.

Specification nightmares

Comparing impact printer features can be an even more frustrating exercise than comparing non-impact printer features. For instance, Daisywriter engineers contend that specifications for printer speed in chars/s do not have a basis for standardization. Some printer's char/s specifications are based on unrealistic printing situations such as repetitive printing of the same character or ignor-

ing of "white space" between characters. They usually do not account for computing or handshaking delays.

Thus, Daisywriter engineers express their printers' speed in chars/s, in what they deem accurate terms. Their rationale is that, because different applications will dictate the speed at which the printer will operate, it is important to qualify the white space between characters for each application (Fig 9).

As a consequence, the effective throughput speed in chars/s is defined as a function of the definitions for white space and the effective printing time. White space is defined as the space between the left and right actual printing margins from the beginning of the first line to the end of the last printed line, less the printed characters that the carrier moves through. This assumes that the carrier moves through the shortest possible path in both directions. Effective printing time is the time from the first computer-issued print command to the last character printed.

Clearly, objectively comparing printer manufacturers is hard to do, especially since the last count indicated 500 serial printers that print characters in terms of a dot matrix array. This does not include line printers, page printers, and printers incorporated as part of other equipment with special features.

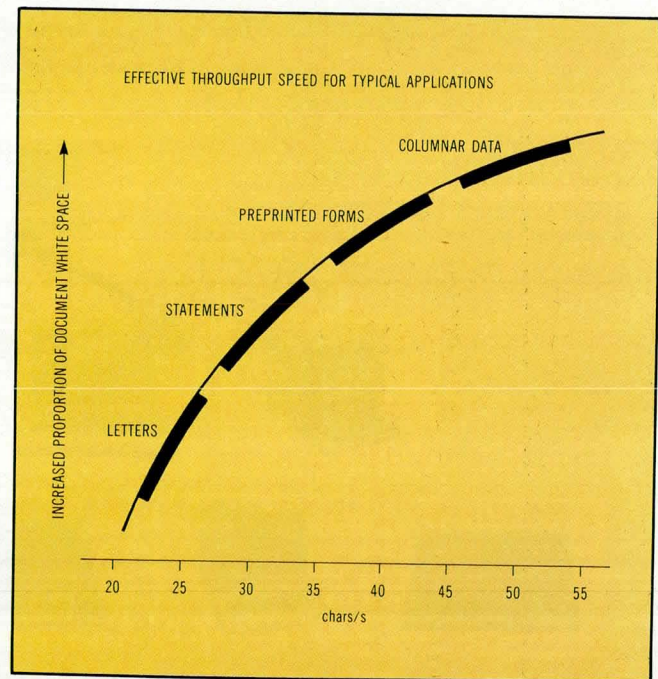



Fig 9 Users find themselves at a loss when interpreting printer specifications. Daisywriter, a leading manufacturer of full-character printers, makes what may be a subtle point about the different printout qualities according to individual applications. To them, a printer's speed should be chosen proportionate to the amount of white space that a user can tolerate on a document. Thus, comparable printer speed specifications should be viewed in terms of what kind of hard copy is generated, and how the user wants the printout to appear.

Break the Pencil Input Bottleneck... With Low Cost Bar Code Terminals



EAN



2 of 5 (interleaved)



Code 39



CODABAR



2 of 5 (standard)

Fast, accurate, "direct-to-CPU" data collection at every work station is practical now! Low cost, operator friendly, Microterminal™ terminals give you display plus keyboard and bar code inputs in a tough 8-1/2" x 4-1/2" x 1-1/4" waterproof package that fits almost anywhere. You can set the reader for any of five standard bar codes with a rear panel switch. Five 50-character buffers handle bar code inputs. Using industry standard interfaces, up to 63 Microterminal terminals can work on a single serial line to interface with most computers.

TM71B - alphanumeric entry keyboard - and TM77B - numeric entry keyboard - are expanded versions of industry tested/accepted TM71 and TM77 Microterminal models. With integral bar code reader decoder and wand, units are priced at \$950 in 100's!

Request full information on these feature-loaded 100% solid state terminals that can replace bulky CRT's and printers or work where these fragile devices can't.

Data Acquisition & Control Systems Division
3631 E. 44th Street, Tucson, AZ 85713 (602) 747-0711



Putting Technology To Work For You

(206) 455-2611 - (213) 991-8544 - (214) 681-5781 - (303) 663-4440 - (312) 832-6520 - (313) 474-6533 - (408) 559-8600
(602) 746-1111 - (614) 764-9764 - (617) 444-9020 - (713) 988-6546 - (714) 835-0712 - (805) 496-7581 - (914) 253-9333

Comparing Printing Technologies							
Performance criteria	Impact	Ink jet	Electro-photographic	Dielectric	Electric discharge	Thermal (direct)	Thermal transfer
Speed	3	3	4	3 to 4	3 to 4	2	2
Hardware cost	4	3	1	2	3	3 to 4	3 to 4
Print quality (dot size, resolution, image density)	4 (FC) 2 to 3 (DM)	3	4	3	1	2	3
Acoustic noise level	1	4	3	3	3	4	3
Expendables cost	4	3	3	2	2	2	2 to 3
Paper requirement or tolerance	4	3	3	2	1	1	4
Reliability	3	2	2 to 3	3 to 4	3 to 4	3 to 4	?
Color potential	3	3 to 4	2	3	1	1 to 2	4

Key: 1—serious restriction or problem
 2—often negative in some technological applications
 3—normally seen as advantage in technological applications
 4—considered major technological advantage

A reasonable objective comparison can be made, in very general terms, of competitive technologies. Datek Information Services, Inc of Newtonville, Mass, specializing in following the hardcopy market, has made a comparison in their most recent report on thermal transfer printing. (See the Table, "Comparing Printing Technologies.")

The Table was composed to assess the thermal transfer potential as a significant alternative technology that could "impact" current products or technologies. A 4-point rating system is admittedly arbitrarily used to cover the very wide range of products in any given technology grouping. Ratings are unweighted in that, in any given application, one or two characteristics may be critical, and others only helpful. In most any user survey, reliability is named as a top requirement. Because of a lack of data due to the novelty of thermal transfer printers, manufacturers have not yet included mean time between failures (MTBF) or mean time to repair (MTTR) specifications in their literature. Simplicity and high reliability are claimed, but only field experience can be used as a basis for hard reliability generalities.

Certain qualifications regarding the Table are in order. In general, thermal printing is inherently a slower printing technology than any of the others. It requires not only mechanical motion, but must also overcome the thermal inertia of both the resistive element in the head, and the ink-transfer substrate and ink. Although the range of product speeds in every technology varies widely, the fastest thermal and thermal transfer printers are much slower than the fastest printer products in each of the other technologies.

Progress has been rapid in all types of thermal printing, with speeds of the line printers approaching 6 pages/min. Faster thermal transfer printers are on the way. For instance, Oki Electric is placing the ink layer on a platen roller, and thus provides for continuous re-inking, which results in

greater printing speed. A print rate of 400 lines/min, based on 85 chars/line, can be achieved using this method.


Thermals excel in color

In the area of color hardcopy printing, thermal transfer is in the lead. Thermal transfer computer printers might still be desirable even at slower speeds for applications in which other thermal transfer features, such as quietness, prove important.

For printers in a similar speed bracket, thermal transfer products can be relatively inexpensive. In color, although the resolution is the lowest at 100 dots/in, the Japanese Shinko CHC-33 has one of the fastest page speeds of any low cost color printer, yet is priced well below many others. In black and white serial, the print mechanisms of the Brother Industries' typewriter and Sony (Tokyo, Japan) Typecorder Printer contribute to the low price tags of these products. Costing well under \$1000 (when made available) the Toshiba TH1000H looks like one of the more cost-effective, high resolution, plain paper printers. The Diablo EPM1 promises to be one of the more cost-effective printers in its speed range, especially considering the high density resolution (8 dots/mm or 1680 pixels/line). The OEM price is \$2500.

Thermal transfer print quality ranks fairly high, although it cannot match the quality of the daisy wheel printer or the highest quality electro-photographic printers. However, a smaller dot size is possible than with even the best high resolution impact matrix printers. While conventional thermal print quality has improved over the past few years, a thermal transfer printer can offer inherently better print quality because it creates an actual inked image.

However, a thermal transfer printer has to handle more material than a conventional thermal and, thus, is noisier. The few noise specifications that exist for thermal transfer printers fall in the 50-dBa



FOR MULTIBUS AND EXORCISER COMPATIBLE BOARDS...

NOBODY MATCHES BURR-BROWN!

When you need I/O boards, there is one place to call. **Burr-Brown.**

SELECTION Over 35 boards compatible with Intel Multibus alone . . . 30 with Motorola EXORciser, DEC LSI-11, and Zilog.

QUALITY Each board is made with the technical precision and reliability that has become our trademark worldwide, because every board is burned in at 70° centigrade for 120 hours.

PRICE You can have the exceptional performance and selection of Burr-Brown at a price that's competitive with anyone . . . and a *full-year* warranty to back it up.

MICROCOMPUTER INPUT/OUTPUT BOARDS

INTEL AND NATIONAL MULTIBUS COMPATIBLE

Intel iSB80 and 86, ICS80 and MDS800, National BLC80 and Starplex, and other Multibus Systems.

MODEL NUMBER	DESCRIPTION
MP8418-PGA	15-channel Differential/31-channel single-ended, Fixed gain, 12-bit.
MP8418-PGA	15-channel Differential/31-channel single-ended, Programmable Gain, 12-bit.
ANALOG INPUT/OUTPUT	
MP8418-AO	15-channel Differential/31-channel single-ended input, Fixed Gain, 12-bit. 2-channel output, ± 10 VDC, 12-bit (individual DACs)
MP8418-PGA-AO	15-channel Differential/31-channel single-ended input, Programmable Gain, 12-bit. 2-channel output, ± 10 VDC
ANALOG OUTPUT	
MP8316-I	16-channel 0-20mA, 12-bit (common DAC).
MP8316-V	16-channel ± 10 VDC, 12-bit (common DAC).
SPECIAL PURPOSE INPUT	
MP8430	16-channel RTD 3-wire (100 ohm or 1000 ohm).
DISCRETE OPTICALLY ISOLATED INPUT	
MP810	24-channel Dry-Contact Closure, 1.5mA Wetting Current at 24VDC.
DISCRETE REED RELAY OUTPUT	
MP802	32-channel Relay, 0.5A at 28VDC
DISCRETE INPUT/OUTPUT	
MP830-72	72-channel TTL levels. User configured in 8-channel increments of inputs or outputs.

MOTOROLA EXORCISER COMPATIBLE

Motorola Exorciser, Rockwell System 65 and Synertek Systems.

MP7217	16-channel, single-ended, Fixed Gain, 12-bit.
ANALOG INPUT/OUTPUT	
MP7432-AO	32-channel Differential/64-channel single-ended inputs, Fixed Gain, 8-bit. 2-channel output, ± 10 VDC, 8-bit (individual DACs).
DISCRETE OPTICALLY ISOLATED INPUT	
MP710	24-channel Dry Contact Closures, 1.5mA Wetting Current at 24VDC.
DISCRETE REED RELAY OUTPUT	
MP702	32-channel relay, 0.5A at 28VDC.

DEC LSI-11 COMPATIBLE

LSI-11, -11/2, -11/23 PDP 11/03, 11/23

MP1216-PGA	16-channel Differential/32-channel single-ended, Programmable Gain, 12-bit.
ZILOG Z80 COMPATIBLE Z90, MCS	
ANALOG INPUT/OUTPUT	
MP2216-AO	16-channel Differential/32-channel single-ended inputs, Fixed Gain, 12-bit. 2-channel ± 10 VDC outputs, 12-bit (individual DACs)

BURR - BROWN®



Call us...

Tomorrow's Solutions Today.

* PARTIAL LISTING. FOR COMPLETE
HARDCOPY OF BURR-BROWN
COMPATIBLE CARDS, CONTACT:

Data Acquisition and Control Systems Division
3631 E. 44th St., Tucson, Az. 85713 (602) 747-0711 TWX: 910-952-1115

CIRCLE 78

range for such devices as the Toshiba TN 5000 and TN 5300, and 55 dBA for the Diablo. These are in line with the noise levels specified for ink-jet printers and, thus, make thermal transfer a strong potential contender for printing in the office environment. In fact, quiet operation is one of the main reasons thermal transfer has been developed for use in a number of word processing printers in Japan. The relative quietness may be this technology's key attribute.

Expandable costs of thermals

Thermal printers require special papers and ribbons, which raise the expendables cost per page above that of other technologies. Seiko (Tokyo, Japan) claims a cost of about \$0.25 for a 3-color page, which is mostly ribbon cost. This compares favorably with the Polaroid-based hard copiers, which can run several dollars/page, but may be a bit more than the ink-jet and impact color printers, which are the main competitors.

Ribbon costs for thermal printers are currently high. Because thermal transfer technology is very new and rapidly developing, ribbons are currently single-source supply items available only from the hardware manufacturer. The high price explains, in part, the great interest in thermal transfer within the ribbon industry.

In some black and white applications, thermal transfer printers can be used without a ribbon when coupled with conventional thermal paper. Such is the case with the Diablo EPM1. At current ribbon prices, thermal paper is significantly less expensive and offers an option when print quality and archivability are less important.

Multi-impression transfer ribbons are also being developed with ribbons that feature 5 to 10 times the number of impressions. This significantly lowers per-copy cost.

In general, impact printing is rated highest for the tolerance of the type of paper used, since almost any material that can be physically handled by the printer can be printed. In conventional applications, thermal transfer printing, like ink-jet printing, uses paper that the OEM usually supplies or recommends to achieve maximum print quality. Such paper increases the expendable per-copy costs and restricts applications. Paper need not be chemically treated or coated, which makes thermal transfer less restrictive than conventional thermal, dielectric, or electric discharge. But, judging from print samples, the paper required for optimum print quality is significantly more restrictive than for impact printing. It is also less akin to plain paper than what is normally required for ink-jet printers.

On the other hand, in some special applications, thermal transfer offers greater printing surface versatility than many other technologies. Color copiers

can print directly onto transparency material for overhead projection. Advanced Color Technology of Chelmsford, Mass, however, has demonstrated similar capacity for its ink-jet printer, but it is not normally considered an application possible for ink-jet or most other printing technologies. One of the early applications of thermal transfer is imaging of cotton fabric tee shirts from an intermediary material imaged with thermal inks or toners containing sublimable dyes. Thermal transfers remain uniquely suited for this application.

Advanced Color Technology recently introduced their second-generation ink-jet printer, the ACT-II (Fig 10). Featuring the same capability that ACT-I has of printing directly on acetone for overhead projector transparencies, the new printer has 35% fewer parts and an impressive MTBF claim of 6000 hours.

It owes its claim to new enhancements in the ink-jet system that include automatic purging and waste ink disposal, simplifying operation; quick disconnect ink system components for ease of maintenance; and the introduction of peristaltic pumps that provide constant ink pressure and prevent ink supply contamination.

The ACT-II features a newly designed DuraPulse™ jet head with three integral secondary reservoirs that maintain constant pressure levels for reliable operation. The nozzle array of 12 piezoelectric crystal jets is arranged as four jets for each of the three primary ink colors. The automatic jet cleaning mechanism and the nonwater-based inks overcome the clogging problems of earlier ink jets,

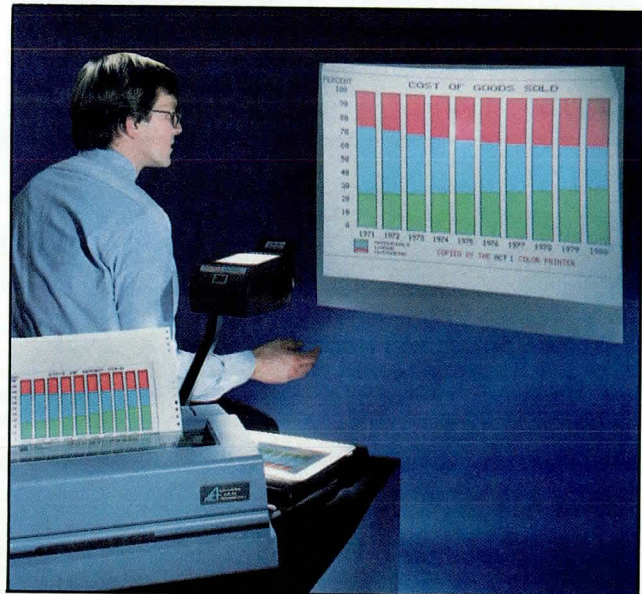



Fig 10 Traditional manual creation of color transparencies can take hours or days depending on complexity, and can cost \$20 and up. With the increased use of color CRT displays, newer photographic techniques have allowed creation of color transparencies in 10 min at a cost of about \$10. ACT claims its ink-jet printer can directly generate computer color graphics in transparency form in 90 s for only \$1.75 each.

EXPAND YOUR MULTIBUS SYSTEM'S OUTER LIMITS.



XYLOGICS HAS SOLD MORE HIGH PERFORMANCE MULTIBUS PERIPHERAL CONTROLLERS TO MORE MAJOR OEMs THAN ANYONE.

That's a fact. But it's sometimes obscured by the breadth and popularity of Xylogics' full range of peripheral controllers for mini and micro computers.

Yet for Multibus™ systems employing 68000, 8086 or Z8000 class microprocessors with large capacity disk and tape drives, no other Multibus controllers offer better performance or more advanced features.

NEW 450 AND 472 CONTROLLERS JOIN POPULAR XYLOGICS 440.

For the past three years, the Xylogics 440 peripheral controller—the industry's first Multibus SMD controller—has offered the highest peripheral control performance in Multibus benchmark tests and customer installations.

Now Xylogics has developed two new advances in Multibus periph-

eral control: the 450 and 472. Together, they set the standard for price, performance and size for IEEE-796 Multibus applications.

The new Xylogics 450 peripheral controller provides even more performance for Multibus disk control applications. The 450 can address up to 16MB of memory and control up to four SMD disk drives at data rates of up to 1.8 MB/sec. non-interleaved.

The new Xylogics 472 is a high performance, single-board tape controller for streaming and start-stop tape drives. It can address up to 16MB of memory and control up to four tape drives—running at speeds from 12.5 ips to 125 ips and at densities of 800 bpi NRZI, 1600 bpi PE, 3200 bpi, or 6250 bpi GCR.

The 440, 450 and 472 feature advanced channel control tech-


niques and are designed to work together for system optimization. For Multibus users, this means low bus usage, non-interleaved disk operation and true high-speed streaming with no repositioning. All three work with any 16, 20 or 24 bit address Multibus system.

Xylogics. The leader in high performance Multibus peripheral control.


TM Multibus is a registered trademark of Intel Corp.




144 Middlesex Turnpike, Burlington, MA 01803
Tel: (617) 272-8140 TWX: 710-332-0262
Xylogics European Headquarters: (Slough, U.K.)
Tel: (0753) 78921 Telex: (851) 847978
Xylogics Germany (Eschborn)
Tel: (49) 6196-47004



Xylogics 450 Multibus Disk Peripheral Controller.



Xylogics 472 Multibus Tape Peripheral Controller.



Xylogics 440 Multibus Disk Peripheral Controller.

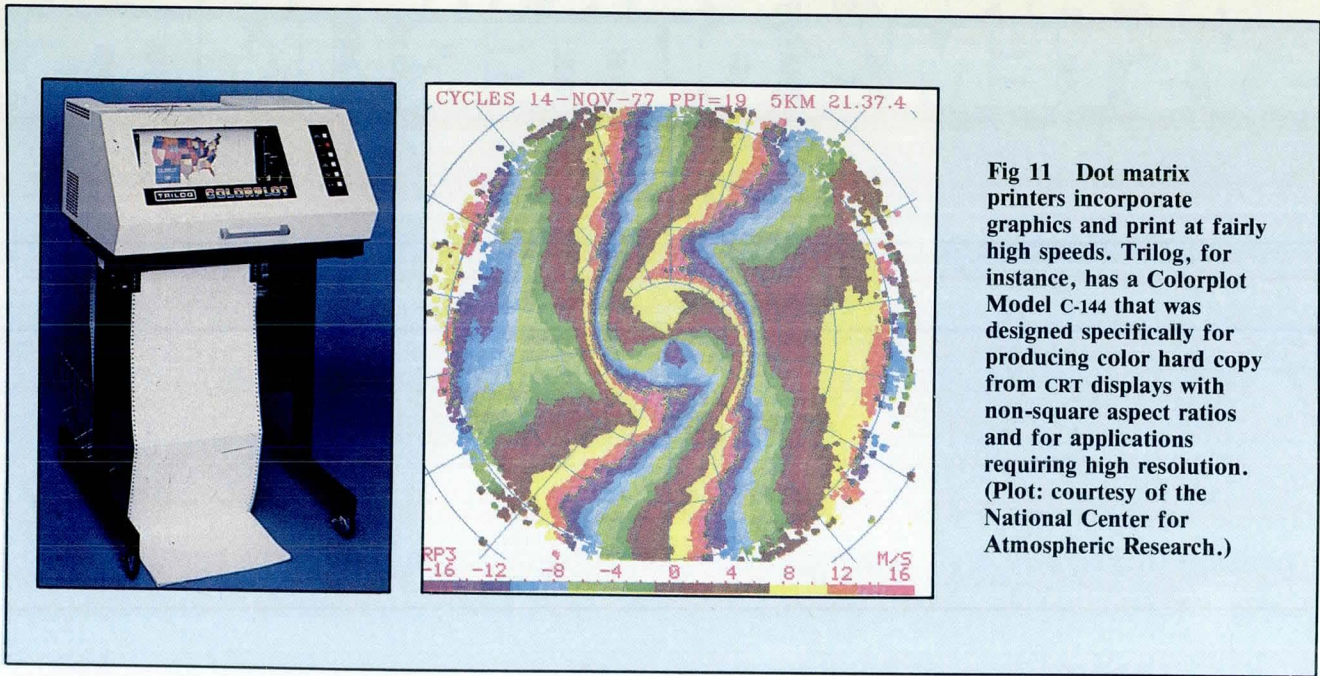


Fig 11 Dot matrix printers incorporate graphics and print at fairly high speeds. Trilog, for instance, has a Colorplot Model C-144 that was designed specifically for producing color hard copy from CRT displays with non-square aspect ratios and for applications requiring high resolution. (Plot: courtesy of the National Center for Atmospheric Research.)

says Advanced Technology. Its claims are backed with a limited 2-year warranty for both reliability and maintainability (MTTR of 15 min) for the DuraPulse ink-jet head. The ACT-II is priced at \$6400 in single quantity. Ramtek Corp of Santa Clara, Calif has also introduced a printer for generating color overhead transparencies. Its 4111 Colorgraphics is a thermal printer, however, that uses a subtractive color transfer process and sells for \$6500. Printacolor's TC1040 also has a transparency printing capability.

Datek researchers believe that the potential of thermal transfer in the area of color is especially significant. Compared with impact color printers, transfer of wax-based inks from thermal film offers more vivid image quality than today's inked fabric ribbons offer. Such inks also tend to be more fade resistant than ink-jets inks. Spot size possible with thermal transfer seems to be smaller and more closely controlled than that of either ink-jet or impact printers.

Finally, the Sony Mavigraph thermal transfer printer, which can print directly from a video source, is specified to be able to vary the intensity of any given pixel, giving it "color greyscale" capability. This sets it apart from any of the other low cost printers, regardless of technology.

A nonimpact technology that produces high quality output at an incredible speed has been incorporated in the MP6090 from Cynthia Peripheral Corp of Sunnyvale, Calif. The printer operates at 6000 lines/min (88 pages/min) and uses perpendicular recording technology adopted from magnetic media concepts to print at a 240- x 240-dot resolution. The MP6090 was designed and manufactured in France by Cynthia's parent company, Cii Honeywell Bull, and will carry an OEM-quantity price tag of about \$25,000. Three primary propri-

etary technologies are used in the printer: a magnetic drum, in conjunction with perpendicular recording heads, and a single-component magnetic toner.

Magnetically speaking

Magnetic recording heads record desired information on the magnetic drum, which rotates through the single-component toner. The toner is attracted to the magnetized regions on the drum; thus, the desired information is transferred to continuous fanfold paper.


According to Cynthia, the magnetic printing process offers a reduced parts count and higher reliability than other high speed printer technologies such as laser/electrophotography. For example, the MP6090's single-component toner eliminates the need for a closed loop process monitoring usually required by dual-component systems. In addition, the drum life is estimated at 10,000,000 pages versus 500,000 to 1,000,000 pages for most high speed laser/electrophotographic machines. Also, the required scheduled head cleaning and other preventive maintenance necessitate only 2 service calls/year versus 12 to 20 for competitive high performance, nonimpact printers.

Modular electronics in the MP6090 provide maximum flexibility for OEMs and system integrators via video interface electronics for such applications as graphics and image processing. A line printer emulation capability permits standard line printer formats, using multiple fonts in both landscape (horizontal) and portrait (vertical) directions. Interface electronics on the MP6090 support standard Dataproducts (Woodland Hills, Calif) protocols. Evaluation units will be available toward the end of this year.

Meanwhile, Dataproducts, a leader in high speed serial impact matrix printers, has assembled a

COMPARE STEPPING MOTORS AND CHOOSE.

OURS vs. OURS



**Choose more performance
at a low unit cost.**

**Or the same performance
at a lower unit cost.**

Dollar for dollar, our stepping motors put you at least one step above the rest. Evaluate our performance specifications against competitively priced stepper motors. You'll find there is no comparison.

Our new stepping motors deliver higher performance (some as much as 35% greater, with better positional accuracy—including hysteresis). This translates into a competitive edge for your products—higher torque design margins and better accuracies at a low unit cost.

Or you may choose our next smaller frame size unit that delivers the same torque as a competitor's larger, more expensive motor. Check your advantages—lighter weight, smaller package envelope, equal or better performance at a lower cost.

Stepping Motor Capabilities:

- PM Hybrid—Size 15 to 23
- Can-Stack PM—Size 5 to 23
- VR Motors—Size 23

Options Available:

Custom windings, shaft, connectors, pinion gears, gearheads, capstans, lead-screws, dual sleeves and ball bearings.

One other design choice—our new all-sintered unit (PQ) in a compact, square configuration. It costs less than our other two series, with comparable performance.

You benefit from the best of two worlds in high technology. The well-known high quality of Nippon Pulse Motor's efficient manufacturing. Backed by Inland Motor's technical support and product excellence.

When precise positioning is critical or torque delivery is a premium (or both), your choice is Inland Motor/Nippon Pulse stepping motors. It's your decision—higher performance at a low unit cost, or the same performance at a savings.

Either way—our advantage puts you one step ahead.

Where imagination combines with technology.

**INLAND
MOTOR** 

SPECIALTY PRODUCTS DIVISION

KOLLMORGEN CORPORATION

Inland Motor, 4020 E. Inland Road, Sierra Vista, Arizona 85635 602/459-1150 TWX 910-973-9869

```

00291      030600 PROCEDURE DIVISION.
00292      030700
00293      030800 AOO-MAIN-LOGIC.
00294      030900
00295      031000 OPEN INPUT CALENDAR-PARMS.
00296      031100 MOVE ZERO TO SPEC-POINTER.
00297      031200
00298      031300 A10-READ-BEG-END-PARMS.
00299      031400
00300      031500 READ CALENDAR-PARMS AT END
00301      031600 CLOSE CALENDAR-PARMS
00302      031700 GO TO A20-CHECK-CALENDAR-PARMS.
00303      031800 DISPLAY "INPUT-PARMS ARE " INPUT-PARMS.
00304      031900
00305      032000 IF NOT (BEG-END OF INPUT-PARMS = "BEG" OR "END" OR "TOP")
00306      032100 DISPLAY "RECORD MUST BEGIN WITH 'BEG', 'END' OR 'TOP'"
00307      032200 GO TO A10-READ-BEG-END-PARMS.
00308      032300
00309      032400 IF BEG-END = "TOP"
00310      032500 GO TO A15-CALENDAR-HEADINGS.
00311      032600
00312      032700 MOVE YYMMDD-DATE OF INPUT-PARMS TO FORMATED-DATE.
00313      032800 PERFORM U00-DATE-VALIDATE THRU U30-EXIT.
00314      032900 IF FORMATED-DATE = "ERROR"
00315      033000 GO TO A10-READ-BEG-END-PARMS.
00316      033100
00317      033200 IF BEG-END OF INPUT-PARMS = "BEG"
00318      033300 IF FIRST-CAL-DAY = SPACES
00319      033400 MOVE YYMMDD-DATE OF INPUT-PARMS TO FIRST-CAL-DAY
00320      033500 MOVE WEEK-DAY OF INPUT-PARMS TO BEGIN-WK-DAY
00321      033600 ELSE
00322      033700 DISPLAY "ONLY ONE BEGIN DATE CAN BE SPECIFIED"
00323      033800 GO TO A10-READ-BEG-END-PARMS.
00324      033900
00325      034000 IF BEG-END OF INPUT-PARMS = "END"
00326      034100 IF LAST-CAL-DAY = SPACES
00327      034200 MOVE YYMMDD-DATE OF INPUT-PARMS TO LAST-CAL-DAY
00328      034300 ELSE
00329      034400 DISPLAY "ONLY ONE END DATE CAN BE SPECIFIED"
00330      034500 GO TO A10-READ-BEG-END-PARMS.
00331      034600
00332      034700 GO TO A10-READ-BEG-END-PARMS.
00333      034800
00334      034900 A15-CALENDAR-HEADINGS.
00335      035000
00336      035100 MOVE INPUT-PARMS TO FIELD-HEADINGS.
00337      035200 MOVE CHARSET-NUMBER OF FIELD-HEADINGS TO NUMBER-TEST.
00338      035300 IF NOT (NUMBER-TEST > -1 AND NUMBER-TEST < 32)
00339      035400 DISPLAY "CHARACTER SET FOR FIELD DATA INVALID"
00340      035500
00341      035600
00342      035700
00343      035800
00344      035900
00345      036000
00346      036100

```

This page was produced with the 4800 Page Printer in the portrait printing format. When combined with prepunched 8½ x 11 fanfold paper, reports can be stored in standard 3-ring binder for easy access.

Fig 12 For high quality batch printing, laser units still excel. While these printers are still far too expensive for normal office use, some Japanese companies are researching low cost units that will use semiconductor technology. The printout shown here is from Datagraphix's 4800 laser printer which, in addition to this type of form, can print out in other condensed and expanded formats at 45 pages/min. IBM, Siemens, KEL Inc, and Xerox are leaders in laser printing.

special configuration of its 140-chars/s M100 model. The M100L can generate labels, bar codes, block letters, graphics, line drawings, and text in any combination from software commands. The company, like its competitor, Epson, designs and manufactures all of its line printer hammerbanks, matrix printheads, and daisy wheel hammers. Dataproducts also provides these components and full assemblies for OEM customers who then incorporate the units in their printers for special applications. Trilog, meanwhile, has distinguished itself as a provider of a dot matrix color printer/plotter that serves the CAD/CAM community and less specialized applications such as mapping and scientific/medical research (Fig 11).

A challenger to Cynthia Peripheral's magnetic printer is another 240- x 240-dot resolution nonimpact technology that has been incorporated in an ion-deposition printer from Southern Systems, Inc of Fort Lauderdale, Fla (see *Computer Design*, Dec 1982, p 62).

The technology was developed by Delphax Systems of Mississauga, Ontario, who sells it to OEMs for custom applications. A large selling point for the Southern System's Mercurion 1 is that it is plug compatible with all major mini and mainframe computers, and thus can replace an existing impact line printer for \$60,000. That price, while steep for a 60-page, 5280-line/min printer, is close to half of that for laser xerographic systems—the luxury class of all printers.

Lasering to print

The bottom line of any printout is the quality of the print at high speed. Thus far, laser xerography comes closest to fulfilling this characteristic. Perhaps a printout from the latest laser printer from Datagraphix, Inc, a subsidiary of General Dynamics, San Diego, Calif, can illustrate the point (Fig 12). The 45-page/min printer provides the kind of quality output in the form of reports, correspondence, and documents. Preprinted forms can be replaced with electronic forms and memos, and electronic mail can be printed at lower cost and higher speed than conventional letter-quality printers on office copiers, claims Datagraphix.

Siemens ND3 laser printer has a multimode feature that allows printing at 5250 lines/min if the density one wishes is 6 lines/in, or 1000 lines/min at 8 lines/in, 10,500 lines/min at 12 lines/in, and 21,000 lines/min at 24 lines/in. The ND3 is huge and bulky, as are most laser printers, and is clearly intended only in large volume data processing applications. KEL, Inc (Woburn, Mass) also offers a laser printer. Its 8211 printer incorporates hardware and software interfaces to IBM mainframes or IBM-compatible computers. The printer also takes high quality plotting inputs from CalComp plot software at a 5.5-in/s speed.

As nonimpact printers start to make headway, dot matrix serial printer manufacturers have found new ways to trim their products to keep attracting a loyal customer following. Anadex, of Chatsworth, Calif, for instance, has attained new printing speeds by using an 18-needle printhead that consists of two vertical columns of nine needles each. Since the two columns of print needles are adjacent to each other, two identical columns of dots can be printed at one time. This doubles the printing speed of the conventional single column, 9-needle printhead.

Thus, the new DP-6500 data processing printer achieves speeds of 500 chars/s at 10 chars/in, putting it at the low end of the line printer speed range. For 132-column printing, the DP-6500's speed is over 200 lines/min. It sells for \$2995.

Also, because dot matrix printers are notoriously noisy, it is surprising to note that Anadex's Silent/Scribe family of dot matrix printers sports the same noise level (55 dBa) that nonimpact printers specify. Anadex owes its low acoustic noise level, however, not to a quieter mechanism, but to a case design that contains special sound-dampening foam and a sound deflector at the paper exit.

Another feature with which impact printers are now endowed is the multimode capability. This allows producers of these printers to tout their products as suitable to both low volume, medium speed word processing and high volume, fast speed data processing applications. Thus, Anadex's DP9725A printer is advertised to produce multiple colors in four print quality modes that include near letter, correspondence, condensed, and data processing. This is achieved by operating in both single- and double-pass printing modes, which permit full color capabilities and multiquality characters.


All these extra features may entice impact printer followers. However, the bottom line for many users is a printer that can reliably yield a letter-quality copy at a minimum 1000-char/s speed, using a "noiseless" mechanism. Such a printer may sooner be developed using a nonimpact technology than an impact one.

Please rate the value of this article to you by circling the appropriate number in the "Editorial Score Box" on the Inquiry Card.

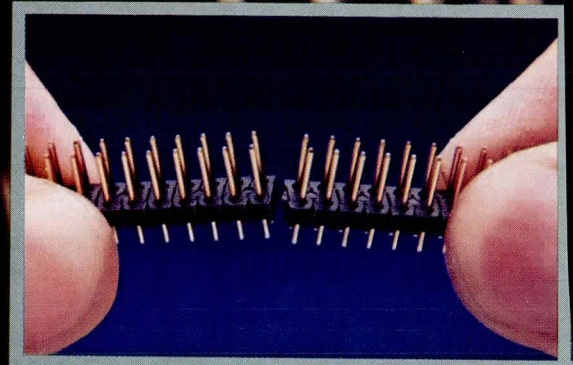
High 713

Average 714

Low 715



AMP Facts



Newest member of the board.
Breakaways are available in
.230" and .318" mating post
lengths.

HEADER HEADQUARTERS

Breakaways. Stacking. Shrouded. Unshrouded. Let our headers cut the cost of your inventory.

Take our breakaways.


Just stocking these versatile snap-apart headers can save you the hassle and cost of inventorying individual sizes. They come in sticks up to 40 position, single, 80 position dual, right-angle or in-line. You can simply count off the positions you need — and snap — a smooth clean break, which even allows you to mount them end to end.

True, breakaways aren't news. But AMPMODU breakaways are. They offer you the same precision, reliability and board-compatibility you've come to count on throughout this modular interconnection line.

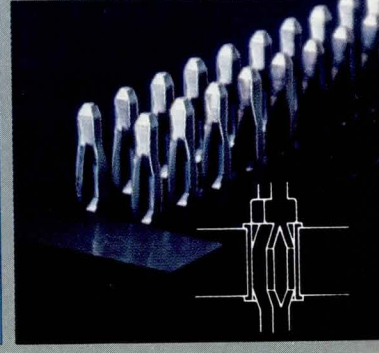

Whatever your application, look to AMP for the headers you need — and for the mature engineering that can help save you time and money.

For more information, call the AMPMODU Desk at
(717) 780-4400. AMP Incorporated, Harrisburg, PA 17105

AMP means productivity.



Variety of headers in .025" and .031" x .062" post sizes, in both single and double row configurations.



Shrouded aplenty...including compliant pin versions.

CIRCLE
NUMBER
10

AMP is a trademark of AMP Inc.

Leapfrog



to 32 bits!

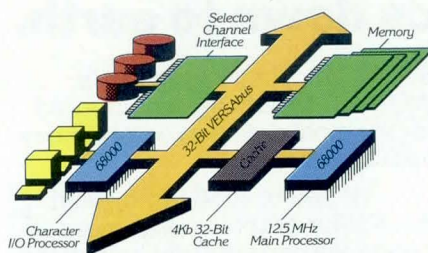


The 32-Bit Advantage

For OEMs and system integrators, getting the jump on the competition means leapfrogging to the most advanced technology available. Today, that means making the jump to 32-bit architecture. Now, when it can give you a decisive advantage.

32-Bit Memory on a 32-Bit Bus

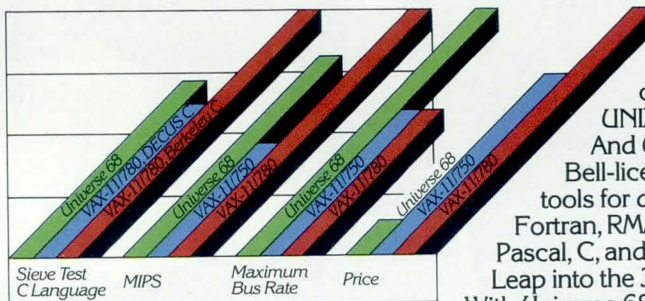
The Universe 68/05 is a true 32-bit system because it handles 32-bit data transfers in parallel on its 20Mb/sec VERSAbus, while most 68000-based machines are still limping along with 16-bit buses. With the next generation of processors (like the MC68020), a full 32-bit bus will be a requirement on *all* systems. VERSAbus is there now, and it's non-proprietary.



32-Bit Cache, 12.5MHz 68000

Our new Universe 68/05 is the first commercial product built *and delivered* using the new 12.5MHz 68000 microprocessor. Its 4Kb 32-bit cache memory virtually eliminates wait states, while a separate 68000 I/O processor offloads the main 68000. Its MIPS rate – 1.25 million instructions per second – outstrips a VAX 11/750 that costs several times as much.

UNOS is a trademark of Charles River Data Systems, Inc. UNIX is a trademark of Bell Laboratories. VERSAbus is a trademark of Motorola. VAX is a trademark of Digital Equipment Corporation.



Universe 68 provides performance comparable to VAX, at a price far below VAX.

32/64-Bit Hardware Floating Point

Our new IEEE-format hardware floating point unit handles 32- and 64-bit operands fast. In fact, with floating point performance in the 40-50K flops range, it holds its own very nicely with VAX-level machines. Yet the Universe 68's price tag is only a fraction of a VAX's.

The First 32-Bit System Under \$10,000

The Universe 68/05's under-\$10,000 OEM-quantity-one price includes 32-bit central processor, 10Mb Winchester, 1.26Mb floppy, 256Kb RAM (expandable to 3Mb), and four serial I/O ports (expandable to 64). You can build multiterminal systems around a 68/05 at a cost-per-user that will embarrass workstation systems. For even more horsepower and expandability, you can hop over to the compatible Universe 68/37 or 47.

The 32-Bit, Real-Time, Bell UNIX

UNOS, our multi-user, multi-language

operating system, brings real-time, transaction-oriented capabilities to the UNIX-compatible world. And UNOS now runs Bell-licensed UNIX System III tools for development. Plus Fortran, RM/COBOL, BASIC, Pascal, C, and DBMS. Leap into the 32-bit future now. With Universe 68 from Charles River Data Systems.

UNIX NOW RUNS ON UNOS™

Send me "The Insider's Guide to the Universe," an informative 24-page discussion of the technical concepts behind the Universe 68 family of computers.



Have a sales engineer call.

Name _____

Company _____

Address _____

City _____ State _____ Zip _____


Telephone _____

Return to Charles River Data Systems,
983 Concord St., Framingham, MA 01701
(617) 655-1800



CHARLES RIVER DATA SYSTEMS

AYCON 16/SERIES



brings high performance color graphics down to earth.

Only AYDIN CONTROLS' 15 years of experience in raster scan color graphics could bring you a display computer with the total capability of the AYCON 16/SERIES...and now at such an affordable price!

The overwhelming acceptance of the AYDIN original Model 5216 allows us to offer an enhanced version of this field-proven unit. Check this unmatched combination of **systems/hardware features available with the AYCON 16/SERIES:**

- Up to 1024 x 1024 pixel x 16 bit (Z-axis) color display.
- Refresh at up to 60Hz.
- A variety of video modules.
- Characters in three sizes.
- Vectors at 800 ns per pixel.
- 80 x 48 character A/N overlay.
- Multiple 16-bit micro's. AYDIN software or you program them... even up to 14!

- Single or multiple WORK-STATIONS...up to four!
- High-resolution RGB monitors - delta or in-line gun.

And when it comes to Software/Firmware:

- Graphics Firmware with fill and zoom standard!
- AYGRAF/CORE 2-dimensional Firmware/Software with World-to-Screen translation, rotation, and scaling...world coordinates of 64K x 64K!
- Plus AYGRAF/3D, AYGRAF/LIST, and support Software.

But if all this is not enough to excite you, how about more economy with standard PACKAGED

SYSTEMS, single or multiple WORKSTATION pre-engineered for the most common color display applications?

If you're ready to fly with your color graphics display application, we can help you "get off the ground" with a system to meet your industrial, business, scientific or commercial requirements.




Aydin Controls

Command Performance in Color Graphics

414 Commerce Drive, Fort Washington, PA 19034 (215) 542-7800, TWX: 510-661-0518 Telex: 6851057

VISIT US AT NCGA BOOTHS 2049, 2050, 2146, 2150
Reader Service Number 82



CHIP SET GIVES A SMOOTH SCROLL IN CRT DISPLAYS

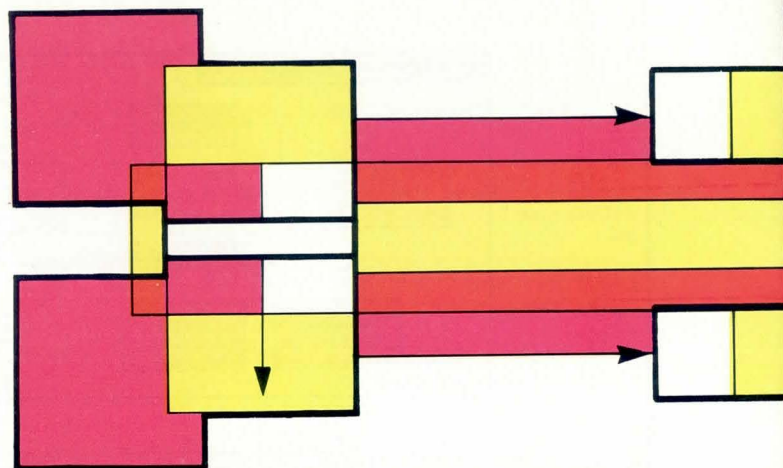
Two large scale integration chips and a read only memory font generator interface 16-bit processors with CRTs directly to control scrolling in multiple windows and to space characters proportionally.

by Steven Dines and
Mohammad Maniar

Marrying state-of-the-art display technology and computational capability in today's terminal requires a large data handling capability. Features such as a noninterlace flicker-free frame refresh and a full-page graphics representation dictate high dot update rates in the 100-MHz range. This speed can only be handled by emitter coupled logic chips with all of their attendant problems. Similarly, embedded local editing intelligence places severe constraints on a terminal's microprocessor subsystem, which must efficiently handle such interactive tasks as insertions and deletions.

Steven Dines is currently a department manager at Advanced Micro Devices Inc, 901 Thompson Pl, Sunnyvale, CA 94086, where he is responsible for microprocessor peripheral product planning. He holds a BSEE from the University of Leeds and an MSEE from the University of Manchester, England.

Mohammad Maniar is supervisor of MOS microprocessor design engineering at Advanced Micro Devices. He holds a BS in electrical engineering from NED Engineering College, Pakistan, and an MSEE from the University of California, Berkeley.



These and many other obstacles have been solved by a 2-chip cathode ray tube (CRT) controller set that combines the advantages of N-channel metal oxide semiconductor and bipolar technologies. The two chips, together with an offchip font generation circuit, form a complete CRT interface between the microprocessor bus and the monitor (Fig 1). In this application, the Am8052 CRT controller is used as a direct memory access (DMA) controller. This has two advantages: first, it eliminates a separate DMA controller, thereby keeping costs down and saving space in the CRT terminal. Second and more significant, the DMA channel on the CRT controller can be customized to facilitate the controller's editing functions. Thus, a font-control read only memory allows a full video subsystem to be built that matches display data formats with printed information.

The DMA channel is configured as a linked-list processor, which sets up the display data with minimal editing overhead. This channel fetches data into onboard buffers that store three rows of character information. Incorporating triple row buffers onchip solves a major impediment to a pleasant-looking display: it allows the user to scroll smoothly in a split-screen application, which has always been a major problem in screen formatting.

Parallel pixel data emerge from the font generator and are serialized by the CRT controller set's second chip, the Am8153. All clocks for the system are also generated here. These consist of a 100-MHz pixel or dot clock, and two subclocks, the Am8052 CLK1 bus clock and CLK2 character clock. Emitter coupled logic (ECL) outputs in the Am8153 obviate the need for peripheral ECL output devices. Thus, both analog and ECL video are output from the Am8153.

Smooth scrolling

Scroll has always been one of the main requirements of any display terminal. Usually data are moved on the screen on a character row by character row basis, which makes for poor viewing. In addition,

using "hard" scroll to rapidly scan a document is prohibitive to use because the eye has a hard time following the staccato movement of the text.

Smooth scrolling allows the text to be scrolled gradually, scan line by scan line. Not only is this much more pleasing to the eye, but it also allows documents to be visually scanned very rapidly, in a manner similar to the way one scans a phone book for a particular entry. Implementing this scan line by scan line offset is fairly easy. The difficulty lies in holding part of the screen stationary while scrolling the remainder. The Am8052 supports both split screens (horizontal and vertical) and smooth scroll of a subscreen—a combination that has previously been impossible to implement economically. Window screens also create data structure problems since each scroll involves juggling large amounts of data. While this may be a difficult task for a local central processing unit (CPU), the Am8052 CRT controller integrated circuit (IC) fetches all its refresh data by means of a linked-list data structure.

In this structure, a top-of-page register contains the 24-bit memory address of the first component in the list, called the main definition block (MDB). The MDB, in turn, points to a sequence of row

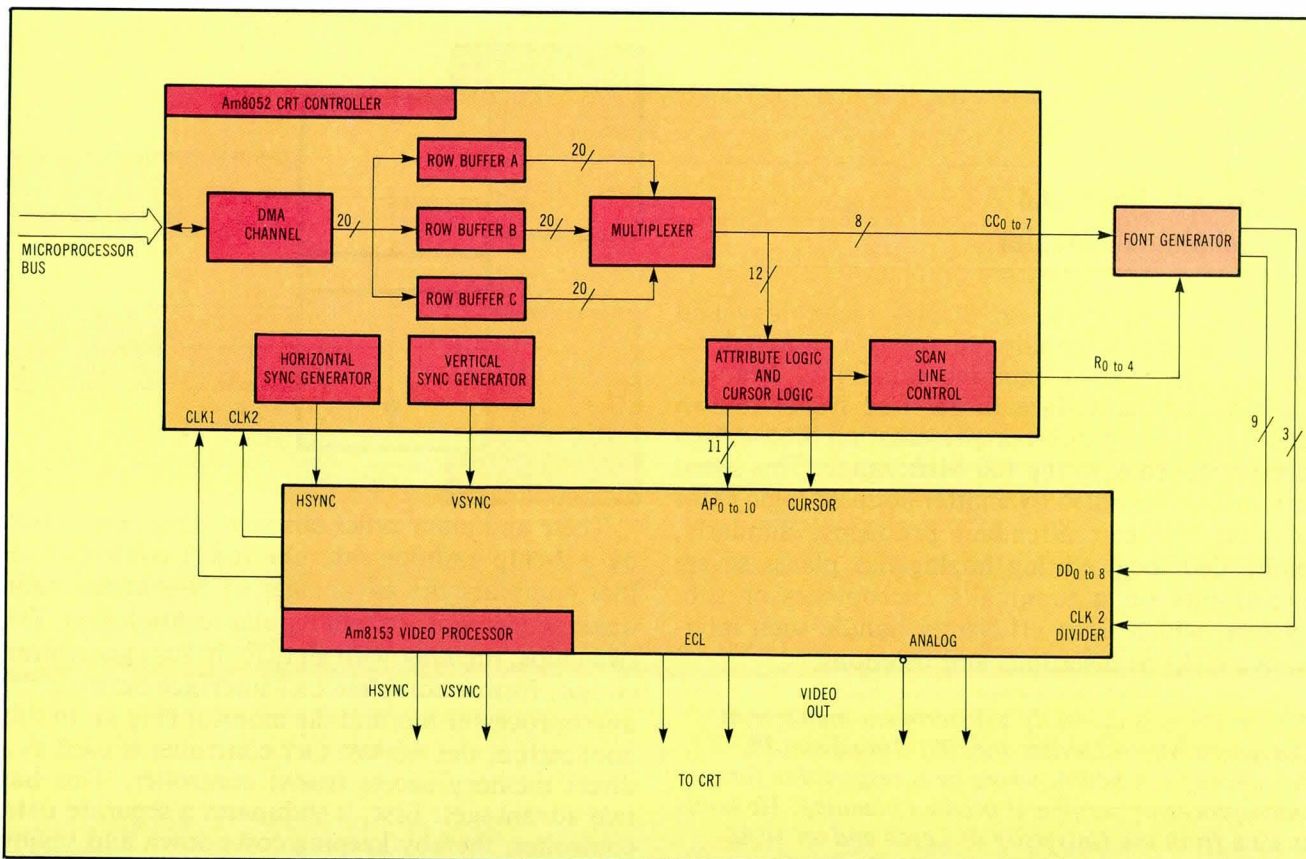


Fig 1 Two large scale integration chips and a font-generation read only memory form the interface between a 16-bit microprocessor bus and the CRT. Using three row buffers instead of the usual two ensures smooth scrolling in a split-screen application. The DMA channel fetches rows of characters into the three row buffers and outputs multiplexed data for attribute and cursor generation. The video processor chip serializes data for a video output and synchronizes the display with all the appropriate timing signals. The font generator can format the characters for proportional spacing to match the typical proportionally spaced characters of a printer output.

Fiber? See Valtec early.

See us first. We've a full line of optical data cables—simplex, duplex, multichannel—using standard 50/125 or large core high NA fibers. Come to us for assistance with your fiber and cable specifications. We will deliver the data cable best suited to your application.

For details in a hurry use the coupon, even faster call (617) 835-6082. Valtec, West Boylston, MA 01583. Telex 92-0355.

Tell me more about:

- | | |
|--|--|
| <input type="checkbox"/> Valtec Simplex Data Cables | <input type="checkbox"/> Valtec Pre-terminated Data Cable Assemblies |
| <input type="checkbox"/> Valtec Indoor Duplex Data Cable | <input type="checkbox"/> Valtec LC10 Large Core, High NA Fiber |
| <input type="checkbox"/> Valtec Ruggedized Duplex Data Cable | <input type="checkbox"/> Valtec 50/125 Micron Fiber |
| <input type="checkbox"/> Valtec Multichannel Data Cable | <input type="checkbox"/> Seeing a Valtec Sales Engineer |

Name _____

Title _____

Department _____

Company _____

Address _____

City _____

State _____

Zip _____

Telephone _____

Mail to:

Valtec, West Boylston, MA 01583



VALTEC

A Subsidiary of U.S. Philips Corporation

CIRCLE 83



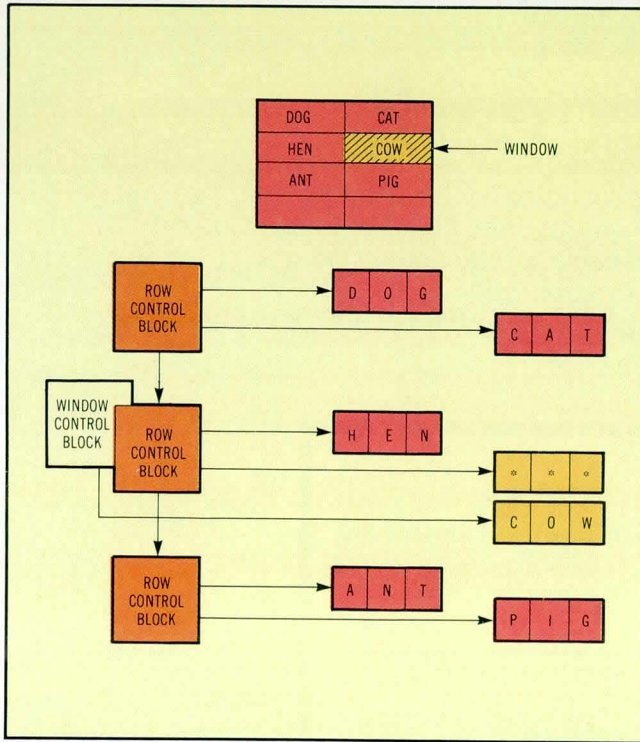


Fig 2 Windowing requires manipulation of a large amount of data. By using a linked-list data structure, the CRT controller chip can perform the windowing task at the CRT refresh rate. The chip maintains parallel control over the characters for both the full screen and the window. In this example, the three row control blocks keep track of their row entries in the background of the screen, while at the same time the window control block is used to insert the word "cow" in the appropriate window.

control blocks (RCBs). These blocks hold pointers to character and attribute lists for the appropriate row. The controller IC scans this complete list once per frame. Furthermore, the Am8052 keeps an eye on a second parallel list—the window data structure. This window linked list is used to overlay windows onto the screen. As the controller fetches screen data, it jumps from the screen to the window and vice versa to format the display (Fig 2).

After setting the display and one or more windows, the user can now issue a "scroll window" command to set the scroll in motion. When scrolling the screen, the user must ensure that the data structure is updated to reflect the new screen by modifying a pointer. Likewise, when scrolling one of multiple windows, the user must then update the window list in a similar fashion. In both cases, no complex data movements need occur. The Am8052 can scroll as slowly as one scan line every eight frames, and as fast as eight scan lines per frame—a significant spread in scroll rates. A system of interlocks protects the data from corruption during this scrolling.

A split-screen smooth scroll mandates three row buffers; a 2-row buffer configuration [Fig 3(a)] is acceptable for a single screen. Each of the rows is swapped or toggled with the other. Thus, while one

row is being loaded, the other can be displayed. As long as each row buffer (ie, character row) is displayed for multiple scan lines, enough time is available to reload. However, for a split-screen smooth scroll, a character row can only be present in the frame for one scan line. This does not permit the alternate row buffer to be loaded and causes the screen to flicker. With three row buffers, however [Fig 3(b)], the problems of single scan line rows are averaged out, eliminating annoying screen flicker.

Character display generation

The Am8052 gives a flexible character capability to a video display terminal. Once the size (in scan lines) of a given character row is determined, the characters can then be placed in any position on the row. Further, row size can be varied on a row-by-row basis, and characters can be displayed as normal, superscripted, or subscripted, to allow flexible text.

Each character can be modified by an attribute word [Fig 4(a)] that is stored along with the character in the row buffers. Attribute words are fetched from memory, at the time the display is on, in a fashion similar to characters. The number of attributes fetched, however, can be programmed to be much smaller than the number of characters, thus reducing bus overhead. As in Fig 4(b), the string "CHANGED" is to be displayed in reverse video. By fetching a reverse attribute on the first "C" and a nonreverse attribute on the first "N" of "NORMAL," only two attributes are required to reverse the 7-character string.

The Am8052 attribute word on APO-AP10 can be used by the Am8153 to produce gray-level video from the font generator. For example, normal characters are displayed gray on white. If the highlight bit is set, however, the character will be

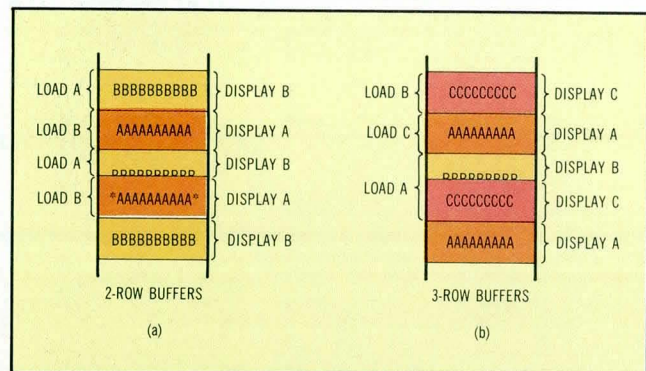


Fig 3 For split-screen scrolling applications, a character row could be displayed for only a single scan line. With two row buffers (a), this does not leave enough time for the reloading of the alternate row buffer, which results in a flashing screen. With three row buffers operating in a rotating fill-display mode (b), any single row buffer can be displayed for one scan line without any danger of screen flashing.

CalComp introduces the MBA.

Every computer system has the business basics—accounting, finance, administration.

But when end users or OEMs add CalComp's M-84 plotter, their system becomes an MBA (Master of Business Art) that produces presentation-quality graphics for less than \$2,000.

The M-84 actually makes your system a little smarter. It's based on the Z80 microprocessor and has built-in firmware for five line styles, selectable character rotation, six different character sets and circle, arc and sector generation. It can also work as a printer and digitizer.

M-84 is fast, precise and quiet. It plots at speeds up to 177 inches per second with resolution of .004 inches on paper or film for overhead projection.

M-84 is analytical and easy to maintain. Diagnostics test and report on interface and plotting functions on your command.



The M-84 is versatile. There are three standard interface models—Centronics, IEEE and RS-232, and most popular applications software packages, including ISSCO's DISSPLA and TELL-A-GRAF, SAS/GRAF and Digital Research CP/M-based Graphic System Extension.

Our M-84 is colorful—8 pens, 8 colors. The high number of pens means faster plots and easier operation because users won't have to switch pens to get more colors.

Don't wait to get your M-84. Call your CalComp representative today.

California Computer Products, Inc., M/S3, 2411 West La Palma Ave., Anaheim, California 92801. In continental U.S. except California, call (800) 556-1234, ext. 156. In California (800) 441-2345, ext. 156.

CALCOMP
A Sanders Graphics Company
 **SANDERS**



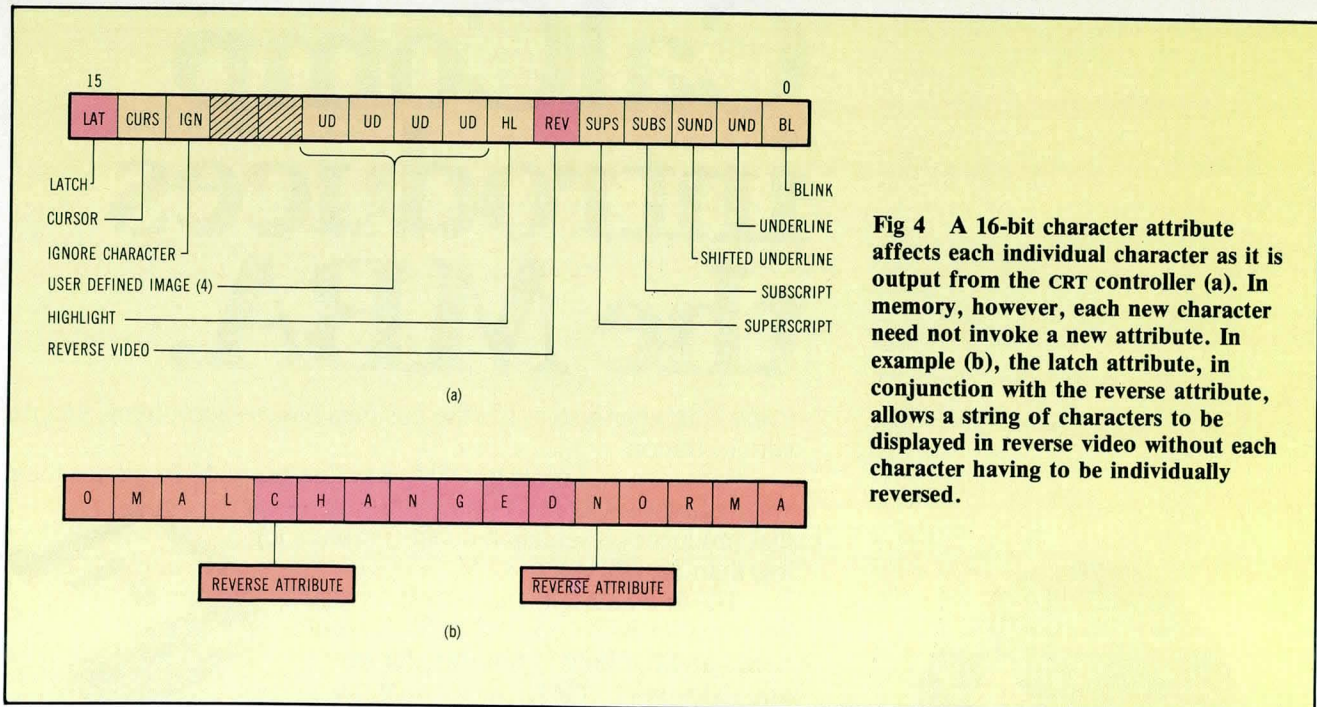


Fig 4 A 16-bit character attribute affects each individual character as it is output from the CRT controller (a). In memory, however, each new character need not invoke a new attribute. In example (b), the latch attribute, in conjunction with the reverse attribute, allows a string of characters to be displayed in reverse video without each character having to be individually reversed.

displayed white on black. Proportional spacing is achieved by altering the CLK2 input to the Am8052. The CLK2 spacing can be made to be as narrow as 2 pixels, or as wide as 17, assigning each character a width value that can be used to program the CLK2 output of the Am8153. Proportionally spaced video

characters allow the screen to be formatted similar to the output of a proportionally spaced printer. Thus, proportionally spaced text can be composed accurately on the screen, prior to printing.

The CLK2 output of the Am8153 can be further modified by trailing blanks. Any number of blank pixels, between 0 and 3, can be inserted after the visible character. This allows the user to implement a smooth right justification of text, without inserting blank characters between consecutive words.

In addition to handling characters, the controller chip applies innovative techniques to the raster scan. It provides programmable horizontal synchronous (HSYNC), vertical synchronous (VSYNC), and BLANK signals, and accepts an external synchronization input. This input allows the frame to be synchronized to some external source such as line frequency, which prevents annoying interference display patterns known as "swimming."

Beyond supporting the more common noninterlaced and interlaced modes of operation, the chip also has a repeat field interlace feature that has each character row effectively repeated and offset by the scan line. This has the effect of making a vertical stroke on the screen look more solid, to match the horizontal strokes.

RPM CLUTCHES GIVE YOU LESS...

**Less Failures,
Less Defects,
Less Delays,
Less Problems**



RPM clutch performance is consistently repeatable. We could have built our clutches to match competition. Instead, we built them up to a new level of excellence. They keep performing within specification whether your design calls for 1, 3, or 35 million cycles.

When you need dependable deliveries, reliable performance, and production clutches that measure up to the prototype, call on RPM.

REELL PRECISION MANUFACTURING CORPORATION
1259 Wolters Boulevard
St. Paul, MN 55110




CALL FOR FREE SAMPLE
Call us at (612) 484-2447 and we'll send you a sample clutch from a production run, a clutch that gives you less... less failures, less defects, less delays, and less problems.

Please rate the value of this article to you by circling the appropriate number in the "Editorial Score Box" on the Inquiry Card.

High 716 Average 717 Low 718

ANNOUNCING The Only Test System



With *THREE* Personalities

- Disk Drive Manufacturers
- Computer Manufacturers
- System Integrators

Applied Circuit Technology's UTS-Unit Test Station provides you with the expandability and sheer number of test slots to maximize your test room throughput while breaking the test room bottleneck. Each UTS comes configured to test 4 devices simultaneously. The optional networking capability allows the UTS to link up to 8 systems together in a master/slave configuration, providing simultaneous testing of up to 32 devices. The UTS' industry-leading design and electronics provide the power to perform any level of test required; therefore, insuring the performance and reliability of any rotating memory device. The UTS combines the highest degree of correlation of test results from slot to slot and system to system, and a detailed test data sheet with floppy back-up for archival purposes. The exclusive versatility of the UTS system will provide your testroom with a productive, useful tool.

- Final Production Test
- Receiving Test
- Engineering Development

Disk drive manufacturers can use the UTS to insure the throughput to make shipments while assuring final production reliability. Computer manufacturers and system integrators can use the UTS to insure drive and interface performance on incoming devices before they get into the production line, keeping productivity high. Engineering departments can use the UTS to test and verify prototype designs and to troubleshoot failed production units. Overall flexibility and portability (it's caster mounted) will make the UTS the most sought after test system in your company. Since the UTS is totally software-driven, applications can be changed in the time it takes to call up a new program. With the UTS' built-in 10 megabyte Winchester drive, the process is quick and easy. The UTS' ability to provide both hardcopy and floppy test results allows you to track and analyze failures.

- Hard Disk
- Floppy Disk
- Tape Devices

By means of a simple board change, the UTS employs *all* of its power and flexibility to test any hard disk, floppy disk or tape device, regardless of interface, storage capacity or transfer rate. Applied Circuit Technology's systems today test more than 2,000 5¼" Winchester drives daily. They have greatly contributed to an under-3% return rate for manufacturers, and are quickly becoming the industry standard for rotating memory device test. The UTS system has no planned obsolescence . . . its three (or should we say nine) personalities allow the system to expand and fill the needs of your production, receiving or engineering departments with maximum efficiency and minimum conversion time. *The UTS is competitively priced while providing features the competition can't touch.*



**Applied
Circuit
Technology**

2931 La Jolla St., Anaheim, CA 92806
(714) 632-9230

Achieve the Standard with Applied Circuit Technology's UTS—The Only System with Three (nine) Personalities.

Introducing the with more

Real-time. A world where response times are measured in microseconds and performance is the only criteria.

In the hectic world of real-time, time waits for no man, woman or computer.

That's why you need a computer operating system that takes care

of business now, not later.

Computer-Automation's

CARTOS is the answer.

The most powerful real-time operating system ever created to meet the challenge of all your industrial and commercial real-time applications.

From oil wells to nuclear power plants, robotized assembly lines to transportation systems, CARTOS runs them all—smoothly, efficiently, quickly. And more cost-effectively than any other system available.

Here's why:

Fast task switching time.

CARTOS cuts response time dramatically with the fastest context switching time around—150 μ sec.

The result? Critical events are serviced within the available time. It all adds up to peace of mind.

Virtual machines.

CARTOS makes your computer into 64 virtual machines. That means you have the whole computer to yourself even while sharing it with 63 other virtual environments.

So you get more capacity with less interference.

Simultaneous development and debug.

Other systems require two separate computers to develop and debug on-going programs. CARTOS gets both jobs done all by itself. Up to ten programmers can work on-line even while CARTOS executes a large number of real-time tasks. So your program-



real-time system real value.

mers don't waste time waiting in line.

Super sysgen speed.

CARTOS knocks off in minutes what it takes other systems hours to accomplish. Our benchmark tests prove it. Faster sysgen means your productivity goes up while your costs go down.

Compatibility.

CARTOS' impressive development capabilities are compatible with ComputerAutomation's entire line of minicomputers. **dataCASE/5.**

Best of all, CARTOS runs on a family of low-cost, flexible minicomputer systems called **dataCASE/5**. **dataCASE/5** supports a large variety of CPUs and storage media. Floppies. Winchester. Streaming tape. Use any media you want in any combination you choose up to 1/2 gigabyte of capacity. With a 45 MB tape backup.

And you can put it wherever you want it. Lightweight and compact, **dataCASE/5** sits on your desk, on the floor

or in a rack. And when you want to expand, it's easy and fast.

When you don't have time to lose, consider the real-time system with more real value. **CARTOS. dataCASE/5.** From ComputerAutomation. We've been providing real-time solutions to the OEM world for 15 years. With 50,000 installations to prove it.

Why not tell us about your real-time needs by filling out and mailing the coupon today. Or give us a call.

Because time is running out.



ComputerAutomation[®]


NAKED MINI. Division

18651 Von Karman, Irvine, CA 92713.
PH: (714) 833-8830, Ext. 353. TWX: 910 595 1767

It's about time.

- I want to discuss my application. Please have a sales representative call me.
- I'm interested in more information. Please send the latest brochure describing **CARTOS. dataCASE/5** and other real-time offerings.

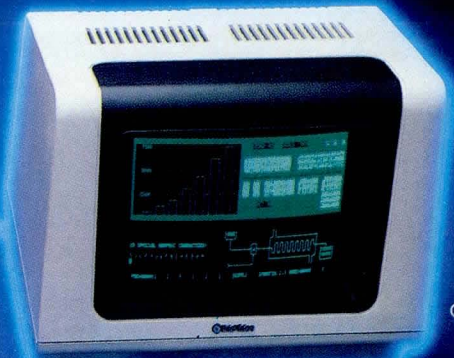
NAME _____
COMPANY _____ TITLE _____
ADDRESS _____
CITY _____ STATE _____ ZIP _____
PHONE _____



910 PLUS



925



950



970



We started out giving you more terminal for your money.

We still do.

We know where we started, and we know where we're going. We first entered the terminal market by offering high quality terminals with more features and functionality for less money. Our approach helped reshape the entire industry, making TeleVideo the world's leading manufacturer of computer terminals.

But these days a good combination of price and performance is expected. Manufacturers must provide more in order to be taken seriously. So we've extended the lead of our entire product line through innovation. From the economical 910 PLUS, through our advanced design 925 and 950 series, up to today's revolutionary 970, we continue to anticipate and deliver exactly what you want in your terminals.

Though the world changes around us, we always stay ahead. But our philosophy of providing more terminal

for less money does not change. For information, call toll-free 800-538-8725 (in California call (408) 745-7760), or send us this coupon.

TeleVideo Systems, Inc.
Dept. 9CDN
1170 Morse Avenue
Sunnyvale, CA 94086

Yes, I'd like to know more about
TeleVideo's family of terminals:

Name _____


Address _____

City _____


State _____ Zip _____

Telephone (_____) _____

Santa Ana/California 714-557-6095
Sunnyvale/California 408-745-7760
Atlanta/Georgia 404-399-6464
Dallas/Texas 214-980-9978
Chicago/Illinois 312-351-9350
Boston/Massachusetts 617-668-6891
New Jersey/New York 201-267-8805
Woking, Surrey/United Kingdom 44-9905-6464

 **TeleVideo Systems, Inc.**

THE CENTRONICS PRINTSTATION 350.



THIS IS WHAT PRINTSTATION TECHNOLOGY IS ALL ABOUT.

Since its introduction in late 1981, the innovative Centronics technology behind the Printstation 350 Series has received OEM praise for its paper handling and reliability. With new Printstation family additions, we now offer new capabilities and higher speeds. Now, more than ever, the Printstation 350 family will provide OEMs with the flexibility to meet all their printing needs. Bar code printing. Large characters. Color. Graphics. More Multipass fonts. More speeds, from 50 cps (multipass) to over 400 cps (10 cpi). And more efficiency with an outstanding new breakthrough: a 1-, 2- or 3-bin automatic sheet and envelope feeder option.

Add these new capabilities to proven Printstation 350 innovations such as true multi-function paper-handling, and family design with 80% parts commonality—and you have the ideal OEM printer choice for all three information processing categories.

DATA PROCESSING.

Printstation 350 means exceptional throughput—approaching line printer speeds in DP applications such as: □ Program listings □ Business reports □ Data logging □ Spread sheets . . . using full 6-part, single sheet or fan-folded forms . . . and capable of operating at 100% duty cycle.



BUSINESS PROCESSING.

Whether in an office or on a loading dock, whatever a business needs, a Printstation 350 will print: □ Bar code tickets □ Mailing labels □ Insurance forms □ Purchase orders □ Sales charts & graphs □ Invoices . . . on business cut sheet, instant tear-off and sprocket-feed forms . . . with graphics . . . and without afterthought options.

WORD PROCESSING.

A Printstation 350 means complete job flexibility with a choice of fixed pitch or proportional fonts for: □ Business correspondence □ Office memos □ Proposals □ Personalized and form letters □ Envelope addressing.

And with our new automatic sheet/envelope feeder you can maximize operator productivity at an amazingly low cost.

Attractive and quiet enough for every office but right at home in a warehouse, teller station or shipping department. — That's Printstation 350. From Centronics—the first choice of OEMs worldwide. For a copy of our new Printstation 350 brochure, write Centronics Data Computer Corp., One Wall Street, Hudson, N.H. 03051. Tel. (603) 883-0111

**CENTRONICS®
PRINTSTATIONS**



MEASURING PRINTER ACOUSTIC NOISE

A standard measurement technique for printer noise can make reading dBa as easy as ABC.

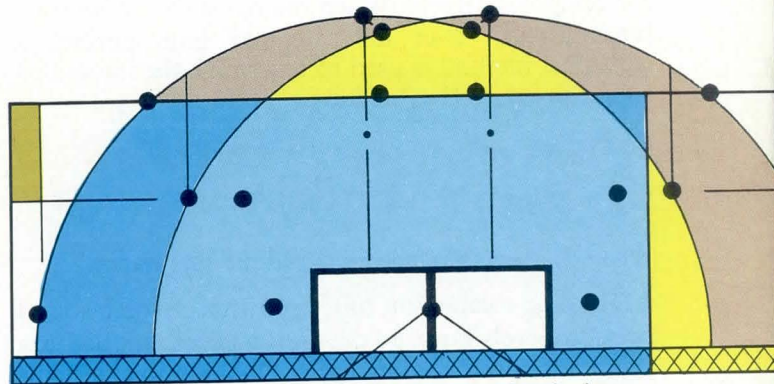
by Stephen C. Armfield

Interpreting a printer's rated sound output in dBa should be simple. However, due to the lack of standards for measuring and specifying printer acoustic noise, this is not the case. Lack of such standards affects both end users, who must make objective comparisons of competitive products, and manufacturers, who must design quieter printers and publish noise specifications as part of product documentation.

Acoustic noise in printers has always been an annoying problem. In recent years, however, this problem has become acute. This is largely due to the migration of computer systems, and their associated printers, from the isolated computer room into the office.

The growing demand for quiet has been accompanied by general confusion. How quiet is "quiet"? How does one quantify the sound output level? How can a user compare two printers' dB noise levels without a common reference? Clearly, adopting a measurement standard is essential to answer these questions.

Stephen C. Armfield is manager of product planning at Centronics Data Computer Corp, Matrix Printer Div, One Wall St, Hudson, NH 03051, where he is responsible for future product plans. Mr Armfield holds a BS in engineering science and mechanics from the University of Florida and an MSEE from the University of Waterloo.



Numerous techniques are candidates for industry adoption. These techniques use well-known principles of acoustic theory, which specifies measurements to be made in terms of either sound pressure, sound power, or a noise rating method.

Sound pressure

While acoustic output of a noise source can be directly measured as an absolute pressure in units of Pascals (N/m^2), more often measurements are given relative to a reference pressure ($p_{ref} = 20\mu Pa$) according to the equation

$$\text{Sound pressure level in dB} = L_p = 20 \log \left(\frac{p}{p_{ref}} \right)$$

The sound pressure measurement is usually made with a single microphone, which suggests why this measurement alone is not sufficient for fully characterizing the noise source. Microphone position becomes extremely critical, both in its distance from the source and in its relative position, in what is frequently a nonuniform dispersion pattern.

Adding numerous microphone positions around the noise source and calculating a logarithmic average from their individual measurements can

alleviate the problem of a nonuniform sound field. This is the average surface sound pressure level, which for a reverberation field, is calculated by the equation

Surface sound pressure level =

$$L_{pf} = 10 \log \left[\frac{1}{N} \sum_{i=1}^N \log^{-1} \left(\frac{L_{pi}}{10} \right) \right] - K$$

Where L_{pi} = Sound pressure level of the i th measurement

N = Total number of measurements

K = Environmental correction over the measurement surface

Note, however, that the microphone's distance from the noise source still greatly affects surface sound pressure.

Frequency spectrum of the noise source, as well as its temporal characteristics (impulsive versus continuous), also affects sound pressure measurements. Weighted filters can be used to address the first problem, while the dynamic response of the sound pressure level meter can be adjusted to accommodate the temporal effects. When the noise source behaves intermittently over an extended time period, a statistical method is used to determine the integrated sound pressure (L_{eq}). Thus,

Equivalent sound pressure level over time T =

$$L_{eq} = 10 \log \frac{1}{T} \int_0^t \log^{-1} \left(\frac{L_{pt}}{10} \right) dt$$

Where L_{pt} = Instantaneous sound pressure level

The L_{eq} calculation has significance where sound pressure levels must be derated in accordance with a product's specified duty cycle. One example pertains to the use of the West German VDI 2058 standard. This standard limits the acoustic noise according to the average sound pressure level over an 8-hour period, and as a function of the type of work being performed (eg, 55 dBA for demanding, intellectual work). Since most printers operate at less than 100% duty cycle, the average noise level over an 8-hour period must be derated from the normally specified operating level. Derated noise level is calculated with the equation

$$L_{eq} = 10 \log \frac{1}{T} \left[t_1 \log^{-1} \left(\frac{L_{p1}}{10} \right) + t_2 \log^{-1} \left(\frac{L_{p2}}{10} \right) \right]$$

Where T = Total measurement time ($t_1 + t_2$)

L_{p1} = Sound pressure level during time t_1

L_{p2} = Sound pressure level during time t_2

If the nonoperating noise level is zero (ie, no fan, or printer turned off), then the rated duty cycle (d) can be directly converted to a derating correction level with the formula

$$L_{pd} = 10 \log d$$

For example, if the operating sound pressure level is 62 dBA and the rated duty cycle is 25%, then the

average sound pressure over eight hours would be determined by derating 62 dBA by $\log (0.25) = -6.02$ dB. This results in a 56-dBA average level.

Sound power

The total acoustic output of a noise source can be expressed as either an absolute value in units of watts, or as a relative value in units of dB

$$\text{Sound power} = L_W = 10 \log \left(\frac{W}{W_{ref}} \right)$$

Where $W_{ref} = 1_{pW}$

In practice, sound power in a free field is calculated using the surface sound pressure previously described.

$$\text{Sound power} = L_W = \overline{L_{pf}} + 10 \log \left(\frac{S}{S_0} \right)$$

Where $\overline{L_{pf}}$ = Surface sound pressure level

S = Area of measurement surface

S_0 = Area of reference surface

(ISO 7779 specifies $1m^2$ for S_0)

Note that sound power measurements compensate for the microphone's distance from the noise source. These measurements also accommodate noise sources with irregular field patterns. Sound power offers a degree of definitiveness not provided by single-point measurements of sound pressure. Thus, sound power is often recommended for equipment labeling and comparison purposes.

Noise rating

While sound pressure and sound power measurements are essentially broadband measurements, the noise rating technique is based on a noise source octave-band analysis. A set of spectrum curves, which allows each noise source to be assigned a noise rating (NR) number, has been derived. This number (NR65 or NR55) is derived by measuring the sound pressure level in each octave band at the worst-case position one meter from the source. Plotting these values yields the noise rating (corresponding to the predefined curve just exceeding the plotted spectrum). Although the noise rating method is used in certain narrow markets, it does not have wide support as a global standard.

For an industry standard sound measurement method, three groups have viable existing or proposed standards. These include several related ISO standards, certain German standards (DIN and VDI), and a group from ANSI. (See the Panel, "Printer noise measurement standards.")

ISO standards largely stress sound power as the parameter of interest. One exception is proposed draft ISO 6081, which specifies an operator position sound pressure measurement. Note that even with the sound power measurement standards, an "operator position" sound pressure value can be extracted from the normal measurement results. In ISO 3745, for example, microphone position 6 in the 10-position microphone array approximates an

Avoid being called for interference.



Oak's FTM™ keyboard. Fully shielded against RFI/EMI to meet the FCC Article 15, Class A&B deadline and VDE requirements. Right now. At the right price.

October 1, 1983 is coming fast. That's when the FCC Article 15 RFI/EMI requirements become effective. Lucky for you, the Oak FTM (Full Travel Membrane) is ready right now.

The FTM keyboard has an inherent design that offers an optional shielding system which can be easily designed right in. You don't have to re-design your equipment with cumbersome shielding. Or, wait for other types of keyboards that have added shielding with substantial added expense.

Find out how FTM keyboards block out interference. And they're available now for a surprisingly low cost.

You can't afford not to call Oak.
Phone 815/459-5000, TWX 910-634-3353,
Telex 72-2447

OAK Switch Systems Inc.

An Oak Technology Inc. Company
P.O. Box 517 • Crystal Lake, Illinois 60014

For Information Only Circle no. 90
For Sales Call Circle no. 91

Printer noise measurement standards

Standards for specifying noise measurements have been developed by the International Standards Organization (ISO), the Deutsches Institut für Normung (DIN), the Verein Deutscher Ingenieure (VDI), and the American National Standards Institute (ANSI).

Currently, the ISO has nine standards:

- ISO 3740, "Acoustics—Determination of sound power levels of noise sources—Guidelines for the use of basic standards and for the preparation of noise test codes." This standard explains how and when to apply the following six related standards.
- ISO 3741, "Acoustics—Determination of sound power levels of noise sources—Precision methods for broad-band sources in reverberation rooms."
- ISO 3742, "Acoustics—Determination of sound power levels of noise sources—Precision methods for discrete frequency and narrow-band sources in reverberation rooms."
- ISO 3743, "Acoustics—Determination of sound power levels of noise sources—Engineering methods for special reverberation test rooms."
- ISO 3744, "Acoustics—Determination of sound power levels of noise sources—Engineering methods for free-field conditions over a reflecting plane."
- ISO 3745, "Acoustics—Determination of sound power levels of noise sources—Precision methods for anechoic and semi-anechoic rooms." This standard has enjoyed popularity in a wide range of applications to determine sound power. Unfortunately, it does not specify the printer operating conditions to be used during the test, nor does it explicitly address an operator position sound pressure measurement.
- ISO 3746, "Acoustics—Determination of sound power levels of noise sources—Survey method."
- ISO 6081, "Acoustics—Noise emitted by machinery and equipment—Guidelines for the preparation of test codes of engineering grade requiring noise measurements at the operator's position." This standard is still a draft. However, it offers a well-defined procedure for determining the operator position sound pressure level.
- ISO 7779, "Acoustics—Measurement of airborne noise emitted by computer and business equipment." This is the most complete standard and is currently being considered for approval. It specifies a sound power measurement (based on ISO 374X), a sound pressure measurement at an operator or bystander position

(based on ISO 6081), and specific operating conditions for certain classes of equipment such as typewriters, disk drives and printers.

DIN and VDI have three local standards that essentially apply to equipment to be used in West Germany. The acoustic noise issue is more critical in the German marketplace than anywhere else. In Germany, there is a trend toward equipment labeling requirements, and laws are already in place that prohibit the use of excessively noisy products. The standards are

- DIN 45635 Teil 19, "Measurement of airborne noise emitted by office machines." This standard defines a sound power measurement equivalent to the ISO 374X series of standards. Exporters of printers to West Germany may be required by law to provide equipment noise data that have been measured in accordance with this standard.
- VDI 3729, "Noise emission characteristics of technical sound sources." Versions of this standard are available for particular categories of equipment (eg, typewriters, copiers, and cash registers).
- VDI 2058, "Judgment on noise in the workplace with regard to hearing damage." Referenced by German Ergonomics standard ZH1/535, this standard is also associated with a German workplace law that limits the amount of acoustic noise to which a worker can be exposed over an 8-hour period.

Both ANSI standards are essentially equivalent to some of the standards already mentioned. ANSI S1.30-35 specify sound power measurements that relate to the ISO 374X series of standards; ANSI S1.29 is related to the ISO 7779 draft proposal.

For further information, contact

International Standards Organization
c/o ANSI
1430 Broadway
New York, NY 10018

Deutsches Institut für Normung
Burggrafenstrasse 4-10
Postfach 1107
D-1000 Berlin 30, West Germany

Verein Deutscher Ingenieure
VDI—Kommission Lärminderung
Graf-hecke Strasse 84
4 Dusseldorf 1, West Germany

American National Standards Institute, Inc
1430 Broadway
New York, NY 10018

operator position. However, the distance of microphone 6 from the noise source can vary, yet still be in compliance with the measurement standard.

A measurement technique has to accommodate both technical and marketing requirements. The right technical solution is frequently incompatible with historical or user behavior in the marketplace. The needs in both areas can be widely different.

Engineering needs for an acoustic measurement method are accuracy, repeatability, and conformance to a standard. In terms of accuracy, the method must be able to characterize the sound output within a small range of error and uncertainty.

The tests must also be done such that they can be repeated by others. Environmental and operating conditions must be specified and controlled so that tests performed at a different time or place can be readily compared with previous tests. Making such comparisons is the only way that a program for noise control can succeed.

To maintain the credibility of published noise levels, and to provide a method of making comparisons with competitive products, a standard from one of the major standards organizations should be used. Many technical groups have favored the ISO 3745 sound power measurement. But, marketing

ANOTHER MIRACLE


It's the new Datacheck series. These hand-held diagnostic service aids come from the company that has been bringing you more data communications testing in smaller packages at truly economical prices.

We're doing it again with Datacheck I, II, III and IV.

Datacheck I

Datacheck I for only \$139.00


The Datacheck I is a complete EIA RS-232C / CCITT V24 interface breakout box. It provides the ability to monitor all key interface signals and allows access to all 25 conductors on both the DTE and DCE sides of the interface. Patch jumpers and a separate RS-232C interface cable are stored in the back of the case. The Datacheck I is an indispensable *low cost* solution for data communications installation and troubleshooting applications.



Datacheck II

Datacheck II for only \$239.00

The Datacheck II is the most powerful breakout box / diagnostic tool available in today's market. In addition to standard functions it provides a wealth of extra features which tremendously enhance its utility and ease of use. No matter whether you choose the metal or plastic case versions, the Datacheck II is without doubt the best breakout box value available. RS-232C / V24.



Datacheck III



RS 422/V11
BREAKOUT

RS 449/V36
BREAKOUT



Datacheck IV

NAVTEL
FOR THE TESTING TIMES

8481 Keele Street,
Concord, Ontario L4K 1B1
(416) 669-9918

CIRCLE 92

and sales groups resist using sound power numbers just because they are inherently greater than numbers obtained by a single sound pressure measurement.

In general, marketing groups will only endorse a standard method that yields a low number. Through reasonable means, the quoted noise number should be no greater than that of a given competitor. The method should also prove easily understandable to a customer. Most customers do not want to discuss noise criteria in terms that are unfamiliar and require lengthy explanations.

Currently, the most popular way to express acoustic noise levels is in A-weighted sound pressure levels (dBA). However, there is rarely any qualification as to measurement standard, environment, operating conditions, measurement distance from the source, or relative microphone position. Without these qualifications, the resulting numbers are meaningless.

Standardizing sound measurement

One approach that could satisfy both technical and marketing needs is embodied in the ISO draft proposal 7779. Adopting this standard as the preferred method of sound measurement could unravel the mystery behind printer noise specifications.

ISO 7779 is specifically intended for use with computer and business equipment. It provides for two types of sound power measurements, plus a sound pressure measurement at an operator or bystander position. The standard's explicit objectives are to enable comparison of similar equipment and to provide noise emission labeling data. Several other ISO standards, such as the 374X series and 6081, are referenced in 7779. This maintains a level of continuity with other standards work.

Sections II and III of the ISO 7779 standard describe the two sound power procedures. These differ only in their respective measurement environments. The first is a reverberant room that meets certain specific requirements; the other is an essentially free field over a reflecting plane. Measurements made in either environment yield similar results.

Sound power level is derived by taking a number of sound pressure readings using microphones, arranged on a measurement surface, that surround the noise source. The standard provides for two types of measurement surfaces, each producing comparable sound power figures. The parallel piped measurement surface is shown in Fig 1(a), with the positions for a 9-microphone array as indicated. Fig 1(b) illustrates the hemispherical surface with a 10-microphone array.

Section IV of the standard also describes a free field sound pressure measurement. A single measurement is made over a reflecting plane. This is done by using a microphone to correspond to either a "bystander" or an "operator" position,

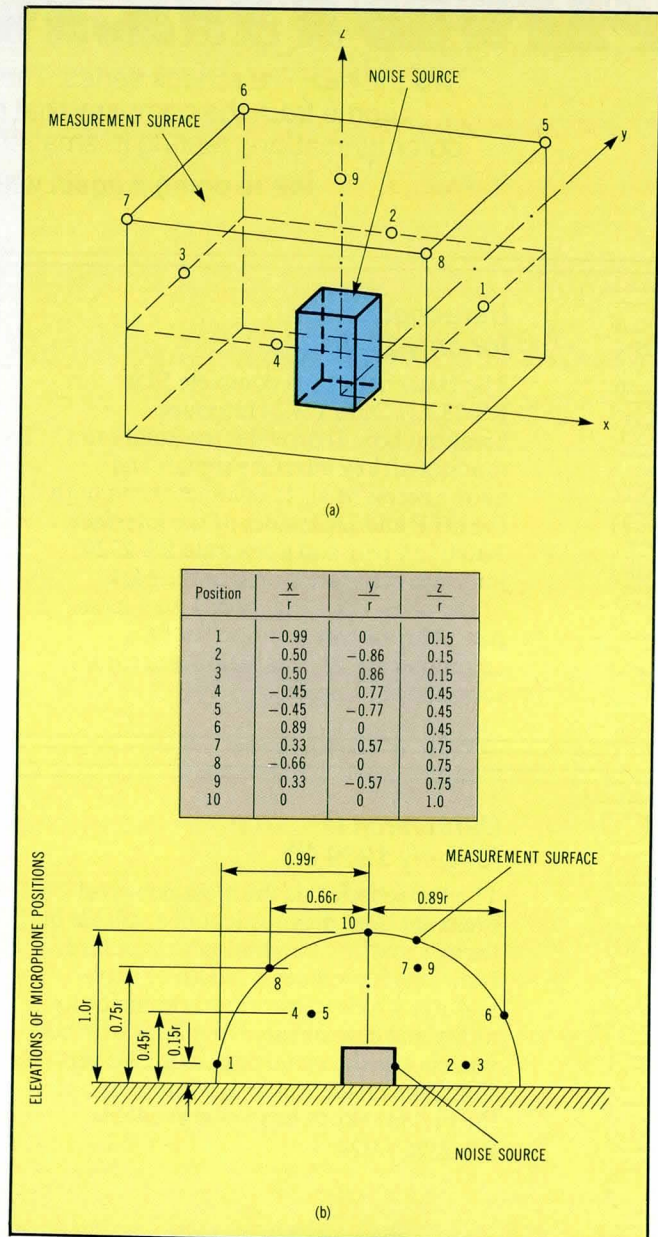


Fig 1 Standard ISO 7779 could feasibly be adopted as an industry standard for measuring acoustic noise in printers. It provides for a sound power measurement, a sound pressure measurement in a bystander position, and clearly defines the test operating conditions. Sound power level can be derived by taking sound pressure readings from either a 9-microphone array in a parallel piped arrangement (a) or from a hemispherical surface with a 10-microphone array (b).

depending on the equipment type being tested. The criterion for determining which position is appropriate is whether or not the equipment requires operator attention while in operating mode. According to this test, most printers would be measured from the bystander position. Although the operator or bystander sound pressure measurement is included in the standard for comparison purposes, the standard recommends that these levels not be used as primary labeling information.

Accurate comparisons of two sound outputs can only be made if the installation conditions and equipment operation modes are identical. Annex C

HARRIS SPECTRUM



80C86. Conquer new frontiers.

**Harris CMOS 16-bit 80C86 CPU and peripherals.
Evolution becomes revolution.**

Don't look back. Your CMOS system designs will never be the same again.

Harris unleashes the CMOS 80C86 16-bit CPU and a full family of support circuits with performance characteristics that are totally revolutionary.

Fully compatible with NMOS/bipolar 8086 products, the Harris 80C86 can execute existing software on existing systems — no need to rework hardware and software developed for 8086 designs. Typical operating power is less than 10% of NMOS/bipolar systems.

Static circuitry used throughout the product line enables extremely low-frequency operation at equally low power dissipation. And no minimum clock frequency requirement.

System frequencies up to 5 and 8 MHz provide the highest speed CMOS system known — guaranteed over commercial, industrial and military temperature ranges.

At competitive prices you can't afford to pass by. Whether your application is full CMOS system design or existing system upgrade, get ready to conquer new frontiers. With the Harris CMOS 80C86 CPU and peripherals.

HARRIS 80C86 CPU/PERIPHERALS PRODUCT SUMMARY

Part No.	Description	Availability
80C86	CMOS 16-Bit CPU (5 MHz)	Now
82C54	CMOS Prog. Interval Timer	Now
82C55A	CMOS Prog. Peripheral Interface	Now
82C59A	CMOS Priority Interrupt Controller	Now
82C82	CMOS Octal Latch	Now
82C84A	CMOS Clock Generator	Now
82C88	CMOS Bus Controller	Now
82C52	CMOS Serial Comm. Interface	Samples

For full details, write: Harris Semiconductor CMOS Digital Products Division, P.O. Box 883, MS 53-035, Melbourne, Florida 32901.

Harris Semiconductor Sector: Analog - Bipolar Digital - CMOS Digital - Gallium Arsenide - Semicustom - Custom

*Harris Technology
...Your Competitive Edge*



Jlly7 2da90 8s8=2 6ai8q B31aj 5ftoe Pgltk X6d-4
Jlly7 2da90 8s8=2 6ai8q B31aj 5ftoe Pgltk X6d-4
Jlly7 2da90 8s8=2 6ai8q B31aj 5ftoe Pgltk X6d-4
Jlly7 2da90 8s8=2 6ai8q B31aj 5ftoe Pgltk X6d-4
Jlly7 2da90 8s8=2 6ai8q B31aj 5ftoe Pgltk X6d-4
Jlly7 2da90 8s8=2 6ai8q B31aj 5ftoe Pgltk X6d-4
Jlly7 2da90 8s8=2 6ai8q B31aj 5ftoe Pgltk X6d-4
Jlly7 2da90 8s8=2 6ai8q B31aj 5ftoe Pgltk X6d-4
Jlly7 2da90 8s8=2 6ai8q B31aj 5ftoe Pgltk X6d-4
Jlly7 2da90 8s8=2 6ai8q B31aj 5ftoe Pgltk X6d-4
Jlly7 2da90 8s8=2 6ai8q B31aj 5ftoe Pgltk X6d-4
X6d-4 Jlly7 2da90 8s8=2 6ai8q B31aj 5ftoe Pgltk X6d-4
X6d-4 Jlly7 2da90 8s8=2 6ai8q B31aj 5ftoe Pgltk X6d-4
Pgltk X6d-4 Jlly7 2da90 8s8=2 6ai8q B31aj 5ftoe Pgltk X6d-4
Pgltk X6d-4 Jlly7 2da90 8s8=2 6ai8q B31aj 5ftoe Pgltk X6d-4
5ftoe Pgltk X6d-4 Jlly7 2da90 8s8=2 6ai8q B31aj 5ftoe Pgltk X6d-4
5ftoe Pgltk X6d-4 Jlly7 2da90 8s8=2 6ai8q B31aj 5ftoe Pgltk X6d-4
B31aj 5ftoe Pgltk X6d-4 Jlly7 2da90 8s8=2 6ai8q B31aj 5ftoe Pgltk X6d-4
B31aj 5ftoe Pgltk X6d-4 Jlly7 2da90 8s8=2 6ai8q B31aj 5ftoe Pgltk X6d-4
6ai8q B31aj 5ftoe Pgltk X6d-4 Jlly7 2da90 8s8=2 6ai8q B31aj 5ftoe Pgltk X6d-4
6ai8q B31aj 5ftoe Pgltk X6d-4 Jlly7 2da90 8s8=2 6ai8q B31aj 5ftoe Pgltk X6d-4
8s8=2 6ai8q B31aj 5ftoe Pgltk X6d-4 Jlly7 2da90 8s8=2 6ai8q B31aj 5ftoe Pgltk X6d-4
8s8=2 6ai8q B31aj 5ftoe Pgltk X6d-4 Jlly7 2da90 8s8=2 6ai8q B31aj 5ftoe Pgltk X6d-4
2da90 8s8=2 6ai8q B31aj 5ftoe Pgltk X6d-4 Jlly7 2da90 8s8=2 6ai8q B31aj 5ftoe Pgltk X6d-4
2da90 8s8=2 6ai8q B31aj 5ftoe Pgltk X6d-4 Jlly7 2da90 8s8=2 6ai8q B31aj 5ftoe Pgltk X6d-4
Jlly7 2da90 8s8=2 6ai8q B31aj 5ftoe Pgltk X6d-4 Jlly7 2da90 8s8=2 6ai8q B31aj 5ftoe Pgltk X6d-4
Jlly7 2da90 8s8=2 6ai8q B31aj 5ftoe Pgltk X6d-4 Jlly7 2da90 8s8=2 6ai8q B31aj 5ftoe Pgltk X6d-4
Jlly7 2da90 8s8=2 6ai8q B31aj 5ftoe Pgltk X6d-4 Jlly7 2da90 8s8=2 6ai8q B31aj 5ftoe Pgltk X6d-4
Jlly7 2da90 8s8=2 6ai8q B31aj 5ftoe Pgltk X6d-4 Jlly7 2da90 8s8=2 6ai8q B31aj 5ftoe Pgltk X6d-4
Jlly7 2da90 8s8=2 6ai8q B31aj 5ftoe Pgltk X6d-4 Jlly7 2da90 8s8=2 6ai8q B31aj 5ftoe Pgltk X6d-4
Jlly7 2da90 8s8=2 6ai8q B31aj 5ftoe Pgltk X6d-4 Jlly7 2da90 8s8=2 6ai8q B31aj 5ftoe Pgltk X6d-4
Jlly7 2da90 8s8=2 6ai8q B31aj 5ftoe Pgltk X6d-4

Fig 2 The ISO 7779 standard specifies the operating conditions to be used during testing, including the type of font, paper size and type, line spacing, and print speed. Furthermore, a print pattern specific to the printer's line length is defined. This pattern is for printers that have upper- and lowercase capability and can generate copy with more than 110 print columns.

of the standard specifies typical operating conditions for many equipment categories. Some printer parameters discussed include type of font, paper type and size, multicopy control, line spacing, margins, and print speed. For example, the print pattern to be used during measurement is defined for printers of various line-length restrictions. Fig 2 gives a sample page for use on printers with greater than 110 print columns and upper- and lowercase capability.

Although ISO 7779 is only a draft proposal, many industry officials agree that it would be unreasonable to await full approval before the printer industry adopts it as the preferred method of measuring acoustic noise. If adopted, future product documentation would use the following wording to specify sound output

Acoustic output (per ISO 7779)

Sound power ___dBa (___dBa idle)
Bystander sound pressure ___dBa (___dBa idle)

Eventually, sophisticated users will probably use just sound power measurement. However, the bystander position measurement is well defined by

ISO 7779, and would be desirable to include in any equipment testing.

Published figures for sound output could be in either sound pressure or sound power, or in both. However, the published figures would have to be based on actual measurements. They would therefore be derived from a population size that offers a reasonable degree of statistical confidence. Thus, ISO 7779 could help manufacturers and end users make the proper choice when comparing similar products.

Acknowledgments


The author wishes to thank Lyle Luttrell of Control Data, John Gilbert of Bruel and Kjaer Precision Instruments, and Michael Alakel of Bolt, Beranek and Newman for their contributions to this article.

Please rate the value of this article to you by circling the appropriate number in the "Editorial Score Box" on the Inquiry Card.

High 719 Average 720 Low 721



All Custom Modems Are Not Created Equal.



We Create Custom Designs to Meet Your Specific Needs.

We'll Save You Time, Money And Grief

There's a growing army of invisible Racal-Vadic custom modems out there. You can't see them because they're inside the world's leading computers and terminals.

Here's why we supply more custom modems to OEMs than the rest of the industry combined:

- We were building custom modems as far back as 1969.
- We invented the 1200 bps, full-duplex modem years before everyone else.
- We have more than 230,000

square feet of plant space with automated production and quality control.

- We're big enough to handle any size order.
- We've put together a custom management group that combines sales, engineering and production. This streamlined operation can deliver custom prototypes in 90 days with high-volume production close behind.

There's no doubt about it. Our custom modem group will save you time, money and grief.

Our Incredible Shrinking Modem

Imagine. A Bell-compatible 212A/103 low-powered intelligent modem on a 20-square-inch PC board. It has FCC and TAP certification, and UL approval. And by including a microprocessor, we can give you all the options you want — automatic dialing with stored numbers, interactive conversation with the terminal operator, and diagnostics that pinpoint problems anywhere in the network.

You specify it. We'll design and build it.



For more information, phone 800-543-3000, Operator 507.

Phone 800-543-3000,
Operator 507.

Racal-Vadic Member IDCMA

1525 McCarthy Boulevard, Milpitas, CA 95035
Tel: (408) 946-2227 • TWX: 910-339-9297

RACAL



SPACE BLASTERS

SOME THINGS WOULD BE BETTER LEFT TO MEMORY.

Just think how many products could be replaced, redesigned, or otherwise improved, if only you had the memories to do the job.

Memories you could use in entirely new ways. To open up new applications. And bring old ones back to life.

Those memories are here. Right now. For military or commercial applications. From the people who've pioneered memory technology from the start.

Intel.

For example, you've no doubt heard the term "software in silicon." Well, Intel has an EPROM that can be used as a software carrier. At 256K, it's twice as dense as any EPROM on the market. So it holds a word processing program, an entire operating system, or a game that could blow the doors off the arcade.

We've had similar breakthroughs in bubble memory. Our 1 and 4 megabit bubbles let you put working storage capabilities in places that would shake a disk system to bits. Places like an earthquake monitoring system. Or the portable system in a commuter's briefcase.

What's all this whiz bang technology going to cost you? A lot less than you imagine.

Our 64K iRAMs, for instance, cost less than static RAMs. So they're perfect for smaller systems.

And our electrically alterable, non-volatile E²PROMs can be recalibrated automatically. In-system. So things like robots, medical instruments, and navigational equipment can change with the wind.

For manufacturing, our intelligent Programming™ Method cuts EPROM programming time by a factor of 6. So you save money there, too.

As well as later on, thanks to Intel's Reliability Monitoring Program. This program provides you with vital statistics on each part we make. No one else does that. And our reliability level, as a result of the program, helps you lower your repair costs, reduce maintenance and build a product that's more valuable, longer.

Get a copy of our full line product guide for more details. Call (800) 538-1876. In California, (800) 672-1833. Or write Intel, Lit. Dept.: Z-12, 3065 Bowers Avenue, Santa Clara, CA 95051.

You and your products will be a lot better off.

intel® delivers
solutions

If you don't find the logic you probably don't need

Meet the logic analyzer family that spans a wide spectrum in design. It's a family you can rely on in hardware design, software test and debug and even system performance analysis. One that's equally at home testing and troubleshooting low-cost single processor designs or sophisticated multiprocessor systems.

You can choose from a wide selection of different logic analyzer configurations with HP. And when you do, you'll have an analysis solution that can help accelerate your design cycles...and speed your products to market.

The 1630A and 1630D...for confidence in tackling the day-to-day logic problems.

Choose one of these logic analyzers and you'll have the combined power of timing, state, and software performance analysis in one convenient, low-cost instrument. At just \$8,600*, the 1630A gives you 35 channels of state/performance analysis (to 25 MHz), or 8 channels of timing (to 100 MHz). In the interactive measurement mode, it delivers 27 channels of state and 8 timing.

For \$10,630*, the 1630D offers 43 channels of state/performance analysis or 16 timing. In the interactive mode, you have a choice of 35 state and 8 timing or 27 state and 16 timing.

As your primary tool in hardware test and debug, the 1630 provides new triggering power to help you isolate the source of timing errors. This includes pattern triggering ANDed with a transition or glitch, edge or glitch triggering, and time qualification of pattern triggering. This is the capability that helps you quickly solve difficult hardware problems such as timing errors, transient effects and handshake malfunctions.

Use the 1630 in software development and integration phases and you have sequencing, triggering, store qualification, and sequence restart power to isolate targeted areas of code and view just the measurement information you desire.

To optimize your system performance, the 1630 gives you a noninvasive view of system software in action. One that lets you analyze system activity at the level of procedures and tasks instead of the instruction level. Histogram displays make it easy to spot software bottlenecks and inefficiencies. The result can be improved system performance, and a more competitive product...with minimal additional design effort.

The 1630 also gives you interactive measurement capability for greatly enhanced analysis power. The ability to cross arm and trigger between state and timing analyzers helps you get to the problem source quickly when the difficulty could be either a hardware or software malfunction.


Throughout the development cycle, you'll find the 1630 easy to use. That's because menus simplify operation. Label assignments let you view results in your system's terminology. And inverse assembly, via low-cost peripherals, displays listings in familiar target microprocessor mnemonics.

The 64110A...a configurable analyzer that can handle those complex problems found in multiprocessor environments.

This logic analyzer is, in reality, a number of different analyzers, depending on how you configure it. For example, it can be a standalone timing analyzer with 8 or 16 channels.

It can also be a standalone state analyzer with up to 120 channels. You can combine timing and state with performance overview. Or, combine multiple state or timing analyzers in the same station.

Price for the 64110A,



analyzer you need here... a logic analyzer.

including a 60 channel state analyzer subsystem with performance overview is \$21,870*.

Put the 64110A to work in the hardware test and debug phase and you can allocate high speed timing resources. For example, you might choose sampling speeds to 400 MHz. The resulting 2.5 ns resolution lets you make high-resolution measurements to resolve timing margin problems.

In addition, the timing analyzer provides new triggering capability. The dual threshold mode lets you trigger on marginal signal levels, which helps you spot excessive fan-out, bus loading problems, and slow transition times. Other trigger modes include time qualification of pattern triggering, sequential triggering, pattern triggering ANDed with a transition or glitch, glitch triggering, plus other modes that simplify the analysis of handshake problems.

In software test and debug, the 64110A gives you unequalled tracing, triggering, and store qualification power. With its master enable function, 16-level sequencer plus 8 user-definable terms for trigger, store qualification and count functions, you'll have little trouble locating the specific portion of code you want and displaying only the information

of interest...even in the most complex multiprocessor software.

For system performance analysis, the 64110A gives you a nonintrusive view of software in action in the form of histogram and graph displays. The histogram modes provide a fast way to locate system bottlenecks and identify inefficient portions of software. These display modes help you identify a processor stuck in a loop, see where software went into the weeds, or spot activity occurring in a forbidden area. A graph mode shows software performance data in chronological order.

Interactive measurements between all analyzer subsystems multiplies the power of the 64110A far beyond the capability of other logic analyzers. Cross arming and triggering between any of the analyzer subsystems helps identify the source of difficult hardware/software interaction problems, and resolves hardware/software fingerprinting issues.

In any phase, the 64110A is a pleasure to use. Directed syntax softkeys guide you through setups and measurements with a minimum of

keyboard entries. Symbolic tracing means you interface with the analyzer using terminology you're familiar with. And preprocessors with inverse assemblers let you view measurement results in familiar processor mnemonics. All of which lets you concentrate on the problem you're trying to solve...not the analyzer.

Choose both and you'll have your analysis needs covered.

When you combine both of these analyzers in your lab, you have a cost-effective solution to the day-to-day test and debug tasks, plus the power to deal efficiently with those complex troubleshooting jobs.

So before you buy any logic analyzer, be sure you explore the individual power of HP's standalone analyzers...and the synergistic effect of a combination of instruments.

For complete details, call your local HP sales office listed in the telephone directory white pages. Ask for an HP field engineer in the electronic instruments department.

*U.S.A. list price only.



DESIGNED FOR
HP-IB
SYSTEMS

HP-IB: Not just IEEE-488, but the hardware, documentation and support that delivers the shortest path to a measurement system.

CIRCLE 96



**HEWLETT
PACKARD**

D201304



Has been.



Will be.

The Tektronix 4027 Color Graphics Terminal has been understandably famous.

It features high-quality, dot-addressable graphics, and readily available application packages using Plot 10 software.

The Datamedia ColorScan has these features, too. (And what's more, it takes up less space, and its display is comfortably brighter.)

Indeed, the ColorScan emulates the 4027 in almost every respect except price. It costs up to 30 percent less – a distinction that will make the ColorScan very famous, very soon.

Write Datamedia Corporation, 7401 Central

Highway, Pennsauken, NJ 08109. Or call 1-800-DMC-CORP. (In New Jersey: 1-609-665-5400.)

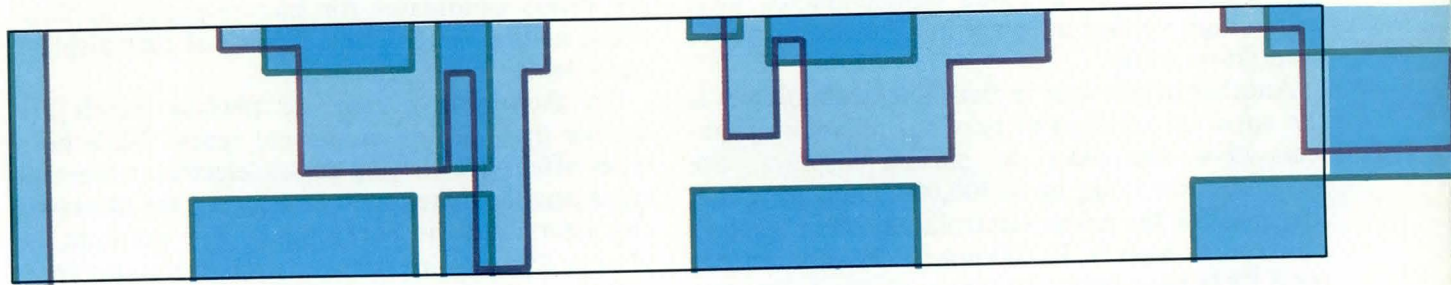


**Getting Business
Computing Together.**



FLAT DISPLAYS— AN ALTERNATIVE TO CRTs?

Low cost driver chips are helping two flat-panel display technologies to displace CRTs in a variety of portable applications.



by Tom Engibous and
Greg Draper

As the demand grows for portable and rugged terminals, personal computers, and workstations, the long-necked cathode ray tube must give way to space-saving flat-panel display technologies in a variety of applications. Despite the fact that cathode ray tubes still edge out the emerging technologies on a pure cost basis, from a technical point of view, flat-panel displays offer significant advantages. In addition to being smaller and more

Tom Engibous is display circuits branch manager and a senior member of the technical staff at Texas Instruments Inc, PO Box 225621, Dallas, TX 75265. He holds a BSEE and an MSEE from Purdue University.

Greg Draper is applications engineering manager of the display circuits branch at Texas Instruments Inc. He holds a BSEE from Southern Methodist University, Dallas.

lightweight than cathode ray tubes, flat-panel displays are void of flicker, jitter, drift, and distortion. Moreover, flat panels provide better power efficiency and higher display resolution.

Of course, the flat-panel display's major advantage is that it can be easily packaged in portable and rugged equipment. In contrast, the fragility, size, and weight of a cathode ray tube (CRT) system, as well as its bulky power supply, prevent true portability. Thus, flat-panel displays are well-suited for applications that include video telephones, wall-hung displays, electronic typewriters, and some word processors. Key parameter tradeoffs of three display types (CRT, ac plasma, and electroluminescence) are summarized in the Table.

Until recently, reliability, manufacturing, and driver-cost problems plagued flat-panel displays such as ac plasma and electroluminescent types. Now, through the application of bipolar double-diffused field effect transistor (BIDFET) semiconductor technology to display-driver integrated circuits, the driver-cost problems are greatly reduced. A rugged, low cost, patented process developed by Texas Instruments, BIDFET merges

Display Types

Characteristic	CRT	AC Plasma	Thin-film Electroluminescence
Largest physical size at a given resolution	25" diagonal at 60 lpi	39" x 39" at 60 lpi	3.57" x 4.76" at 70 lpi
Largest number of elements	2048 x 2048	1200 x 1600	76,800
Display thickness	>2'	1/2"	1/4"
Weight	Heaviest	Light	Lightest
Luminous efficiencies	5	.1 to .3	1
Element memory	None	Inherent	Demonstrated but not used with large matrix panels
Gray scale	Yes	Not easily	Feasible
Contrast	50:1	30:1	50:1
Life	10,000 hours	>40,000 hours	30,000 hours
Basic color	Any color	Orange	Yellow
Multicolor potential	Full color	Any color phosphor, but difficult to construct	Yellow/red/blue (future development)

precision bipolar control circuitry and self-isolated complementary metal oxide semiconductor logic with a high voltage interface in a junction-isolated monolithic wafer.

Another bright spot in flat-panel technologies is the apparent solution of previous reliability problems. For the older ac plasma displays, life estimates now range up to 100,000 hours and panel lifetimes for the newer electroluminescent displays now run as high as 30,000 hours. By comparison, most CRTs have only a 10,000-hour operating rate.

Rating the displays

In order to choose the appropriate display for use in portable computer equipment, the best approach is to examine the strengths and weaknesses of ac plasma and electroluminescence. AC plasma (which has been on the market for over eight years) has two strong points: longevity, and a proven track record in ruggedized applications. For instance, ac plasma panels are being actively evaluated by the Department of Defense for use in military systems.

Due to an inherent memory feature (data-retention property), the electronics need not update an ac plasma display as often as those using other technologies, and ac plasma displays require no refresh. Thus, ac plasma panels require less bandwidth in supplying the display with new data—an important factor when display information is transmitted over a communication line. And, since ac plasma systems need not be refreshed to sustain an image, updating can be performed at a much lower rate than in electroluminescent or CRT displays. In fact, electroluminescent and CRT displays must be constantly refreshed to maintain

data on the screen. As a result, ac plasma panels are prime candidates for picture-phone applications; neither electroluminescent nor CRT displays can operate in the same way.

On the negative side, ac plasma panels are heavier than electroluminescent types. While both types offer wide viewing angles, electroluminescent types provide better contrast between the displayed characters and the background. For example, ac plasma displays are orange, while electroluminescent types have yellow characters against a black background. Both are considerably easier to see than dc plasma displays, which have poor resolution and especially poor off-angle visibility. However, dc plasma types can be driven with less support circuitry than either ac plasma or electroluminescent types can.

To effectively compete with CRT displays on a cost basis, flat-panel driver components must be in the range of \$0.15/bit. Currently, driver-electronic costs for flat panels represent approximately 20% to 40% of the total system cost. This is due to the matrix-addressing nature of a flat panel. For example, replacing a standard 12" CRT requires drive components for 1024 individual electrodes or bit positions. Between ac plasma and electroluminescent displays, the drive components for ac plasma cost more. This is because they must provide signals with faster transition times than those required for electroluminescent panels. Thus, electroluminescent panels use a simpler type of drive than ac plasma, and electroluminescent panel drivers cost less on a cost/bit basis.

Cost is just one consideration when choosing a display. As far as structure, the ac plasma panel consists of two thin-glass plates separated by a

512 SIMULTANEOUS COLORS DISPLAYED FROM A 16 MILLION COLOR PALETTE.


UNBELIEVABLE PRICE.



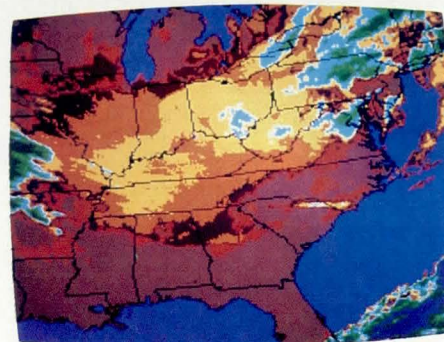
UNBELIEVABLE GRAPHICS.



"In The Beginning" By Richard Katz, Vectrix Corporation



"Integrated Circuit Design" Courtesy of Floyd J. James, University of North Carolina at Chapel Hill



"Weather Satellite Image" Copyright WSI Corporation

VX384 • VERY HIGH SCREEN RESOLUTION 672 by 480 pixels

- 512 COLORS PER PIXEL, 384K bytes of graphics RAM
- COLOR LOOK UP TABLE with 16 million colors
- ON-BOARD 16 BIT MICROCOMPUTER
- 3D GRAPHICS SOFTWARE PACKAGE, including rotation, scaling, translation, perspective, clipping, viewport, polygon and filled polygon
- HARDWARE LINE AND ARC GENERATION
- ON-BOARD AND USER DEFINABLE CHARACTER SET
- SERIAL/PARALLEL INTERFACE: most computers



VX128 • 8 COLORS PER PIXEL, 128K of graphics RAM

- INCLUDES ALL FEATURES OF VX384 without color look-up table

OPTIONS

• VXM HIGH RESOLUTION RGB COLOR MONITOR

• COLOR GRAPHIC PRINTER with interface cable

• FOR ADDITIONAL INFORMATION call Toll Free or write VECTRIX Corporation, 1416 Boston Road, Greensboro, NC 27407 (919) 294-6640.

IF YOU STILL DON'T BELIEVE IT, CALL TOLL FREE:

1-800-334-8181

VECTRIX™

CIRCLE 98

gas-filled gap (Fig 1). A conductor pattern covers the inner surface of each plate. The conductors are deposited on both glass plates using thin-film techniques, and are covered by a dielectric layer. A gap between the two pieces of glass is filled with a neon-argon gas mixture, and a sealing material around the active area provides a gastight seal.

On the other hand, the electroluminescent panel consists of multiple layers, with an electroluminescence material layer sandwiched between upper and lower insulating layers. All electroluminescent-panel parts, except possibly the back electrodes, are constructed from transparent films (Fig 2). Like the ac plasma, the electroluminescent panel is configured as an X-Y matrix display by having horizontal electrodes and vertical transparent electrodes deposited at right angles to each other to form the matrix. Picture elements light up when ac voltage pulses are applied across electrode groups, and a high electric field is sent to specific electrode intersections.

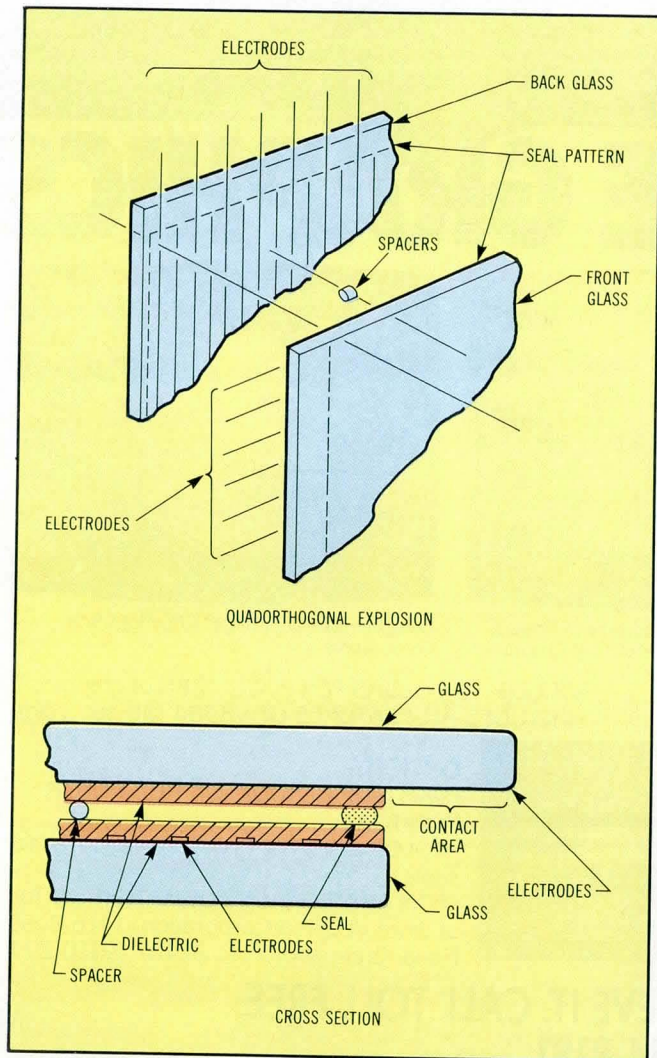


Fig 1 Two pieces of glass, separated by dielectric spacers, are the essential elements of an ac plasma panel. Electrodes for exciting the neon-argon gas mixture are plated on the glass, but separated from the gas by dielectric coatings.

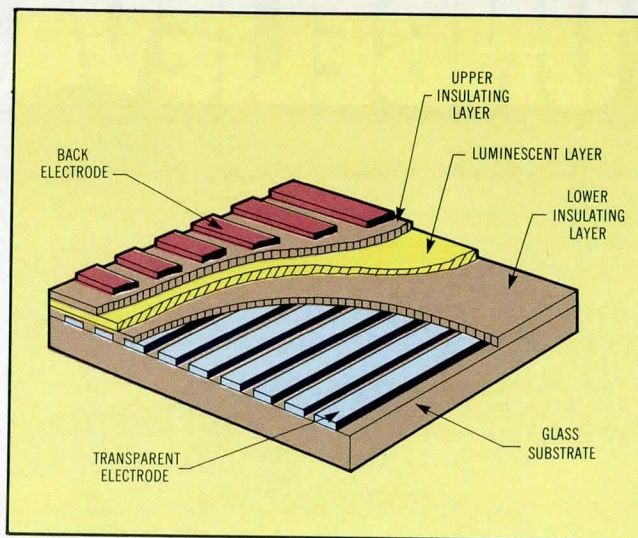


Fig 2 Electroluminescent panels use doped zinc sulphide that emits light when the voltages, which the embedded electrodes impose across it, exceed a threshold value.

In both electroluminescent and ac plasma displays, light output is a drive voltage and frequency function. An electroluminescent-panel's light intensity depends on the frequency at which the display is refreshed, while an ac plasma panel's light intensity is related to the sustaining waveform's frequency.

Because light output is a variable that can be controlled over a fairly wide range, a more important parameter for designers to consider is light output/watt of input power, measured in lumens/watt. In this respect the electroluminescent display proves highly efficient. Electroluminescent panels with a yellow color on a black background have efficiency ratings as high as 0.5 lumens/watt. In contrast, ac plasma panels run in the range of 0.3 lumens/watt.

One intelligence, three displays

Whether CRT, ac plasma, or electroluminescence, the intelligent portion of any display is basically the same for each design: a universal asynchronous receiver/transmitter (UART) receives serial information from a host system and converts it to 8-bit parallel data for input to the intelligent controller's central processing unit (CPU); and an 8-bit bus links the UART, CPU, keyboard, read only memory (ROM), and random access memory (RAM). The UART is a bidirectional device; parallel data sent from the CPU are converted back to a serial stream and returned to the host system. The host system can be any type of computer, from a small personal computer to a large mainframe.

All three display types usually have commands and data for the controller CPU stored in ROM. RAMs are used to store pointers for tracking the line and cursor positions on the display. Data from the CPU are sent to the display map RAM that stores every location or position the data can occupy on

PRIAM


**Discover the performance advantages of
PRIAM 8-inch Winchester for multi-
user/multitasking applications—
from word processing to database
management to local area networking.**

A Complete Line Of 8-inch Winchester. Take your choice. Capacities? 35, 70 and 105 Mbytes. Interfaces? PRIAM, ANSI, SMD or PRIAM's intelligent interfaces—the SMART-series. And our 8-inch Winchester share a common form factor with industry-standard 8-inch floppy drives.

Performance And Reliability. Utilizing the most advanced Winchester technology, we've reduced the disc drive mechanism to its simplest form. Fully servoed, linear voice-coil positioners take full advantage of disc and head potential. Brushless DC spindle motors eliminate belts and pulleys, thereby increasing drive reliability. Automatic carriage and spindle locks ensure maximum data protection. And all-DC power means our 8-inch Winchester can be used anywhere in the world.

We're PRIAM. And We Know OEMs. We've been providing cost-effective solutions to OEMs for years by integrating our proven high-performance Winchester technology into our entire line—from 14" to 8" to 5¼". And we've got some other surprises in store.

Performance. Quality. Availability. International service and support. And all from where you'd expect it. For more information, give us a call, and ask for a copy of "*The 8-Inch Advantage*," a guide for high-performance Winchester applications.



PRIAM

**The Driving Force
In Winchester.**

PRIAM Corporation, 20 West Montague Expressway, San Jose, CA 95134,
Tel: (408) 946-4600, TWX: 910 338 0293, FAX: 408 946 5679, Los Angeles
(714) 680-5195; Dallas (214) 690-0980; Minneapolis (612) 854-3900; Waltham
(617) 890-8920; New York (201) 542-8778; Reading, England UK-734-884788.

CIRCLE 99

the screen. Thus, an ASCII "A" written into a position in the display map appears at the corresponding location on the display screen. The character generator ROM creates the dot or pixel information that defines a specific character, such as the ASCII "A."

In a CRT display, a refresh controller then coordinates all signals applied to the screen [Fig 3(a)]. There, one line of information at a time is clocked from the line generator to the beam-control circuit. The line generator stores one complete line of data and clocks it out synchronously to the sweep of the electron beam. The X and Y deflection circuits generate a sawtooth voltage waveform. In addition, the X-deflection voltage sweep is either 256 or 512 times faster than the Y deflection, depending on whether the display is interlaced or noninterlaced.

CRT systems require an intensity or Z-axis control to modulate the intensity of the electron beam that strikes the screen. A high voltage source produces up to a 30-kV signal that accelerates electrons to the screen with sufficient energy to make the screen phosphors glow.

Typical electroluminescent and ac plasma systems use the same intelligent controller as the CRT display [Fig 3(b)]. However, except for the character generator, the drive circuitry is considerably different for both electroluminescence and ac plasma. In the electroluminescent system, control logic operates in a similar manner to the CRT's refresh generator, and the parallel-in-serial-out (PISO) register is an analog of the CRT system's line generator.

The PISO stores character data from the character generator and clocks this information out to the serial column drivers. A full line of information is stored in the SN75553 and 75554 column drivers. The required number of drivers depends on the electroluminescent panel's width. All drivers are serially daisy chained and clocked with a common clock signal. As a line of data is transferred and latched to the electroluminescent column drivers, a new line of data is loaded from the PISO.

Row drivers SN75551 and 75552 function similar to a CRT system's Y-deflection driver; that is, they select the line to be driven by using a raster-scan method that is a popular driving technique for electroluminescent displays. A data pulse is clocked to the first row driver, thus enabling data in the column drivers to be written on the display's first line. A second clock input to the row drivers activates the driver for the second row, and new data stored in the column drivers are written to the second row. The process continues until the entire screen is written. Data are refreshed at rates from 60 to 500 times/s, depending on the type of electroluminescent display used.

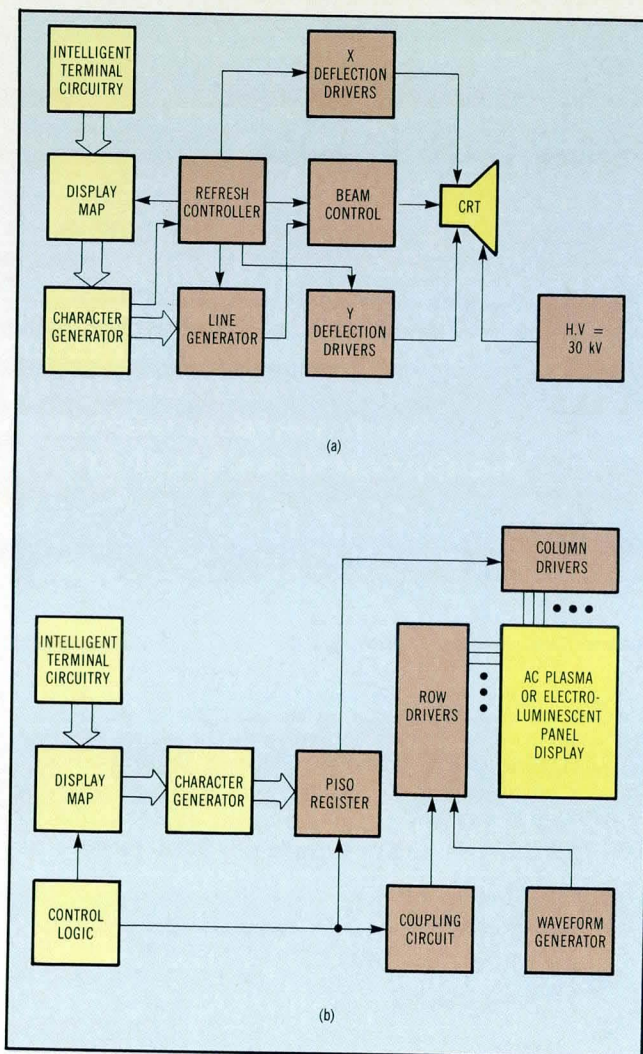


Fig 3 Circuitry for CRT displays (a) differs significantly from that of ac plasma or electroluminescent displays. The required high voltage power supplies also add weight and bulk. The ac plasma and electroluminescent circuits (b) differ mainly in the types of row and column drivers used (SN75500 and SN75501 for the plasma display; SN75551, 2 and SN75553, 4 for electroluminescence), and in waveform generator voltages (100 V for plasma, and ± 200 V for electroluminescence).

Electroluminescent display column drivers use a ground-based logic that has the drivers' ground terminal connected to system ground. On the row drivers, however, the substrate common terminal connects to the composite waveform generator [Fig 3(b)]. Thus, the row-driver signals are referenced to the composite waveform (Fig 4). In an electroluminescent system, the magnitude of both positive and negative voltage is about 190 V.

The first pulse on the composite waveform is a refresh pulse with two functions: to maintain an average dc value of 0 V across the total display, and to provide a voltage of opposite polarity to each display pixel. This is necessary to ensure the appropriate operating potential for an ac-coupled electroluminescent display. In fact, the opposite polarity voltage increases a pixel's light intensity.

When critics rate you tops, what do you do for an encore?



*"VISUAL 50 is in a class by itself for visual quality; the character set is unusually clear and sharp."**

*"The VISUAL 50 is the most promising new terminal to come out so far, especially in light of its price."***

*"We consider this terminal to be one of today's best products in price/performance, its incorporation of ergonomically designed features and its broad range of functionality."***

Feature	ADDS 60	VISUAL 50	TeleVideo 925	Zenith 19	Wyse 100
Style	4	4	4	3	5
Overall Quality	2	5	3	4	3
Keyboard	3	5	2	4	2
Rollover/false keying	5	5	3	4	4
Video Quality	1	5	4	4	3
No. of attributes	5	5	5	2	5
Attribute method	2	5	2	4	2
Suitability for micros	2	5	3	5	3
	24	39	26	30	27
List Price	\$895	695	995	895	995

*MICROSYSTEMS—March 1983

**THE ERGONOMICS NEWSLETTER—August 1982

Meet the VISUAL 55

The VISUAL 50, widely acclaimed as the best performing low cost terminal in the industry, is a tough act to follow. But the new VISUAL 55 extends its predecessor's performance even further by adding 12 user-programmable non-volatile function keys, extended editing features and selectable scrolling regions ("split screen").

Both the VISUAL 50 and VISUAL 55 offer features you expect only from the high priced units. For example, the enclosure is ergonomically designed and can be easily swiveled and tilted for maximum operator comfort. A detached keyboard, smooth scroll, large 7 x 9 dot matrix characters and non-glare screen are only a few of the many human engineering features.

Another distinctive feature of the VISUAL 50 and VISUAL 55 is their

emulation capability. Both terminals are code-for-code compatible with the Hazeltine Espirit,[™] ADDS Viewpoint,[®] Lear Siegler ADM3A and DEC VT52.[®] In addition, the VISUAL 55 offers emulations of the Hazeltine 1500/1510 and VISUAL 200/210. Menu-driven set-up modes in non-volatile memory allow easy selection of terminal parameters.

And you're not limited to mere emulation. Unbiased experts rate the combination of features offered by the VISUAL 50/55 family significantly more attractive than competitive terminals.

Both VISUAL terminals are UL and CSA listed and exceed FCC Class A requirements and U.S. Government standards for X-ray emissions.

Call or write for full details.

VISUAL

See for yourself

Visual Technology Incorporated
540 Main Street, Tewksbury, MA 01876
Telephone (617) 851-5000. Telex 951-539

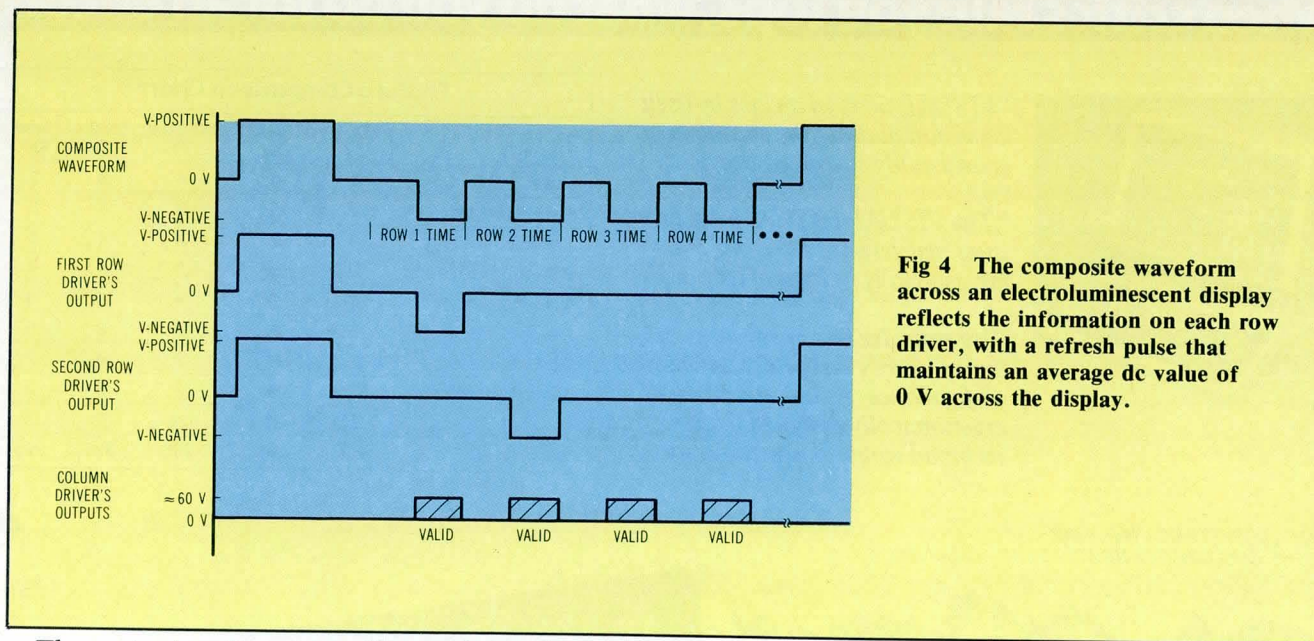


Fig 4 The composite waveform across an electroluminescent display reflects the information on each row driver, with a refresh pulse that maintains an average dc value of 0 V across the display.

The output voltage waveform of the first-row driver is a negative pulse that represents the data pulse stored in the register. When the driver is strobed, only the first row of the display is activated. As the clock pulse shifts the data out, the second-row driver creates a similar waveform to the first-row driver. A light output results at each display location (pixel) that has a logic 1 level stored in its column driver.

Feeding the row drivers is a coupling circuit consisting of a number of optical isolators that couple ground-based signals from the control block to the row drivers. Information coupled to the row drivers consists of a clock signal, data, and enable and strobe pulses. The typical ac plasma system uses a control circuit resembling that of the elec-

troluminescent system. As in the electroluminescent system, the vertical or column drivers are ground based, while the horizontal or row drivers are referenced to a base waveform and must receive control information through an optical coupling circuit.

Driving the ac plasma

A major difference between ac plasma and electroluminescence is the data retention or memory property of plasma. While the light from any electroluminescent pixel fades quickly after about 1 ms, in the ac plasma display, the light must be erased. In addition, to write data into an ac plasma display, a wall charge must be created. A wall charge is an accumulated electrical charge across the dielectrics. These dielectric regions separate the electrodes from the ionized gas (Fig 5). When data are to be erased, some of the wall charge must be removed or subtracted.

The three possible phases of an ac plasma display are a write waveform that creates sufficient wall charge for writing data; a line erase waveform that subtracts wall charge when data are removed; and a sustain waveform that holds data on the screen until an erase waveform is applied to eliminate it (Fig 6). The base waveform, generated in the base waveform generator block, is a symmetrical square wave of about 100-V amplitude, but the actual voltage depends on the type of plasma display used.

Row drivers function in the same manner as those in an electroluminescent system. A row driver activates a specific line of the display, and the column drivers supply the actual data written on that line. Row drivers have 32 outputs, but since an SN75500 driver chip has just a single 8-bit register, the outputs are split up into four groups of 8 bits each. A system decode selects the correct 8-bit group to drive the display. The ac waveforms

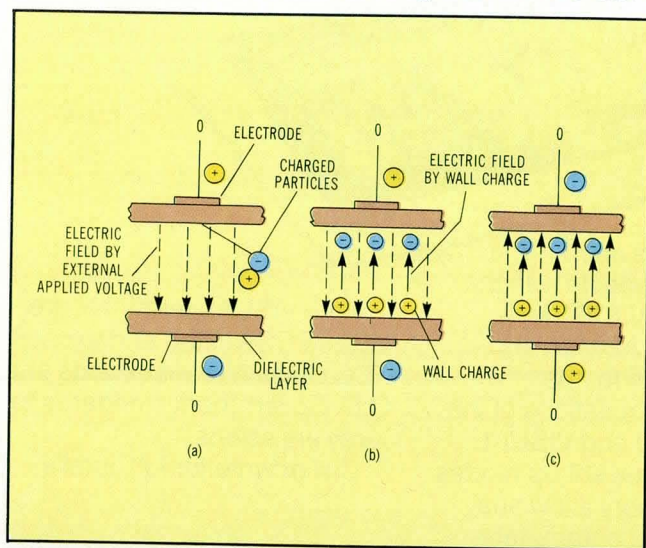


Fig 5 To initially ionize the cell, a relatively higher voltage is required (a). Once ionized, however, ions in the panel adhere to the walls (b), creating a wall charge that makes it possible to sustain light emission at a lower voltage. Thus, the next discharge starts at a lower external voltage than the initial starting voltage (c).

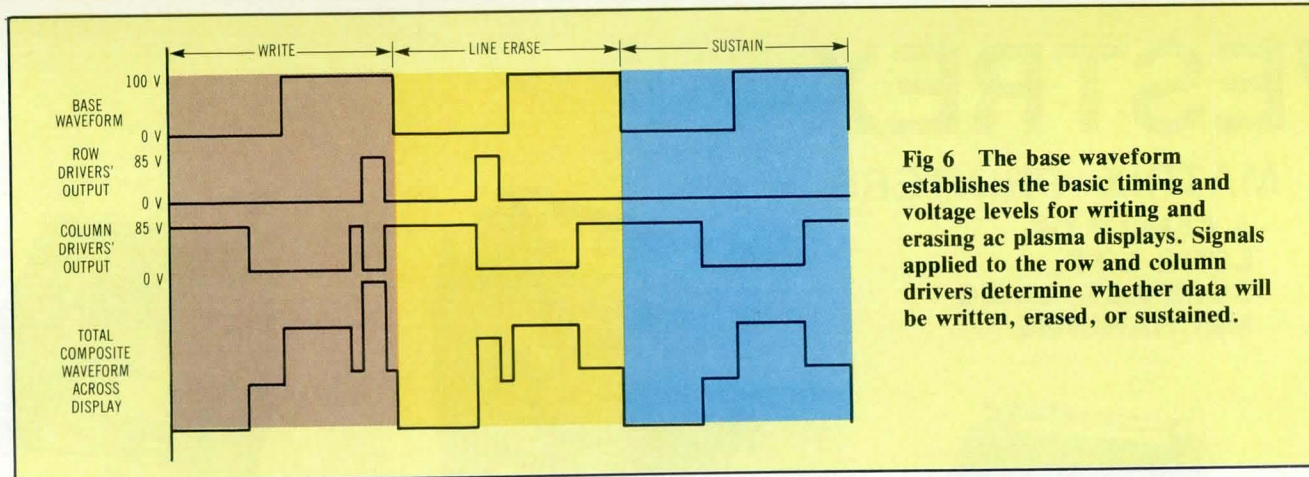


Fig 6 The base waveform establishes the basic timing and voltage levels for writing and erasing ac plasma displays. Signals applied to the row and column drivers determine whether data will be written, erased, or sustained.

applied to the display range from 30 to 60 kHz, depending on the type of display. But, the information a user views only needs updating about 10 times/s to create an adequate display terminal.

The total composite waveform is formed by adding the base waveform to the row drivers' switching waveform, and then subtracting the column drivers' switching waveform from the result (Fig 6). This composite waveform represents the voltage variations across each pixel. The composite waveform begins light emission when data are written. It sustains that emission if data remain unchanged and stops emission when data are changed.

Examining various flat-panel display characteristics confirms that such technologies hold many advantages in a number of applications. By focusing on the tradeoffs among display size, resolution, weight, and thickness, the designer can more easily determine the most appropriate display for a particular portable application.

Please rate the value of this article to you by circling the appropriate number in the "Editorial Score Box" on the Inquiry Card.

High 722 Average 723 Low 724

LOW COST DISK BACKUP OR DATA LOGGING FOR RS-232 • MULTIBUS* • S-100 • Q-BUS**



FEATURING:

- 15M bytes of formatted storage per cartridge
- Read/Write at up to 1.2M bytes per minute, 30 ips
- High speed 90 ips search
- Full system hardware and software compatibility
- Proven data reliability
- Streaming or start/stop operation
- Optional serpentine recording
- Tape Archive Utility software for disk backup and restore (S-100 and Multibus)
- Small desktop size

Come to Digi-Data for all your 1/4" and 1/2" tape drive requirements. Digi-Data has been designing and manufacturing tape drives and subsystems for 21 years.



DIGI-DATA CORPORATION
 8580 Dorsey Run Road
 Jessup, MD 20794
 Tel. (301) 498-0200
 TWX 710-867-9254
 ® ... First In Value

In Europe contact:
 Digi-Data Ltd.
 Kings House
 18 King Street
 Maidenhead, Berkshire
 England SL6 1EF
 Tel. 0628 29555-6
 Telex 847720


*Trademark of Intel Corp.

**Trademark of Digital Equipment Corp.

WESTREX

DOT MATRIX PRINTERS


**A FAMILY OF
LONG LIFE,
COMPACT, BASIC
MECHANISMS**



JOURNAL PRINTER Model 850

CIRCLE 102


- 51 print Columns
- Integral Paper Supply Holder
- Easy Top Paper Insertion
- Full Line Document Validation Capability
- Multiple Line Validation
- Tear-Off Blade
- Manual Paper Advance
- Optional Rewind



SLIP/DOCUMENT PRINTER Model 840

CIRCLE 103

- Up To 40 Print Columns
- Flat Bed Form Table
- Easy Side Or Front Form Insertion
- Top And Bottom-Of-Form Sensors
- Adjustable Slip/Document Stop
- Optional Forward/Reverse Paper Feed (Model 841)



SPLIT PLATEN PRINTER Model 820

CIRCLE 104

- Various Platen Splits
- 46 Print Columns Available
- Up To 30 Character Receipt
- Five Line Validation
- 22 Lines Per Second Paper Feed
- Paper-Supply And Take Up
- Logo Printing
- Automatic Receipt Cutter/Perforator
- Cassette Ribbon Option

WESTREX

DOT MATRIX PRINTERS

STAND-ALONE COMPACTS


APPLICATIONS:

- Tickets
- Credit Card Forms
- Sales Slips
- Unit Documents

SPLIT/DOCUMENT PRINTERS

Model 8400/8410

150 characters per second @ 12 cpi; 40 characters per line, standard.



SLIP/DOCUMENT PRINTERS

Two, packaged, desk-top, dot matrix printers are the first models to be offered in this new WESTREX 8000 Series. Each model contains the basic printing mechanism found in the corresponding WESTREX 800 Series.

Model 8400 is a stand-alone slip/document printer complete with control drive and interface electronics. It permits form insertion from the front or left side and provides bi-directional printing, multiple print lines and carbon or pressure sensitive copy. An adjustable slip stop for fast and accurate form alignment is also standard.

Model 8410 has all of the features of the Model 8400 plus a stepping motor paper drive system which permits variable and programmable forward/reverse line spacing for applications requiring line selection and/or unique form indexing.

Both models are available with either Parallel, Serial RS-232C or TTY interface.

CIRCLE 105



For full details, write or call us

WESTREX OEM PRODUCTS

51 Penn Street, Fall River, MA 02724, (617) 676-1016 TELEX: 1651490 Relay WNJW
IN FRANCE — WESTREX OEM PRODUCTS, 103-105 Rue de Tocqueville, 750 Paris, France 01-766-322-70 TELEX: 610148
IN SWEDEN — WESTREX OEM PRODUCTS, Box 3503, S-17203 Sundbyberg, Sweden 46/8 + 981100 TELEX: 12139

WESTREX


DOT MATRIX PRINTERS

800 SERIES

PRINT HEAD
LOW PROFILE,
LOW WEIGHT
Model 801

- 7-Needle Vertical Array
- Low Power Consumption
- 100% Duty Cycle
- 100 Million Character Life

OEM PRICES
\$55 for 100 quantity



CIRCLE 106

WESTREX 800 Series of alphanumeric, bi-directional printers include split platen printers, flat bed slip document printers and 51 column journal printers in a variety of standard models to suit a wide spectrum of OEM applications. All WESTREX 800 Series printers utilize the same simple, reliable drive system, head position sensors, ribbon transport mechanism and other quality tested components for maximum cost effectiveness.


Basic models illustrated (left) are obtainable with various options to suit your application needs. Data sheets with technical specifications for each of these products are available upon request.

PRINTER CONTROLLER

Model 6500

It provides all of the drive circuits and intelligence required as the controller for WESTREX 800 Series two-station, slip/document and journal serial impact dot matrix printers, Models 820, 840 and 850. Parallel, Serial or TTY interfaces are available.

CIRCLE 107



CIRCLE 110

ALL MODELS

Bi-Directional
Print 150 cps
@ 12 cpi
3.45 mm
Character Height

WESTREX 80 SERIES

DOT MATRIX PRINTERS


WESTREX 80 Series of new, low cost, printer mechanisms include a split platen printer with two independent paper feeds and a 38-column single station printer.

This series is designed for use in ECR/POS systems, data logging, mobile printer applications, financial and customer-activated terminals. Both have optional slip/check validation capability.

Data is printed at 100 cps in any pattern desired, based upon a 7-needle vertical dot array. Single and double width and double struck characters can be generated under software control. Printhead life is 75 million characters; ribbon life is greater than 4 million characters.

A separate compact paper handler is available for either printer. A motor-driven rewind feature is optionally available with the paper handler.

NEW!




SINGLE STATION PRINTER

Model 81

- Prints full 38 columns @ 13 characters per inch
- Character height is 3.45 mm (0.136")
- Accepts conventional rolled receipt paper (78.5 mm or 3^{3/32}" wide)

CIRCLE 108


LESS THAN
\$100 OEM PRICE
(250 quantity)



SPLIT PLATEN PRINTER

Model 82

- Prints 18 columns @ 13 characters per inch on each independently controlled print station
- Tear-off blade is provided on the receipt station
- Unitized paper handler with motorized rewind (optional)



Auxiliary feature deck offers logo print and receipt paper cut-off

CIRCLE 109



For full details, write or call us

WESTREX OEM PRODUCTS

Litton

51 Penn Street, Fall River, MA 02724. (617) 676-1016 TELEX: 1651490 Relay WJNW
IN FRANCE — WESTREX OEM PRODUCTS, 103-105 Rue de Tocqueville, 750 Paris, France 01-766-322-70 TELEX: 610148
IN SWEDEN — WESTREX OEM PRODUCTS, Box 3503, S-17203 Sundbyberg, Sweden 46/8 +981100 TELEX: 12139

How can you develop one system and offer your customers a choice of three?

Simple. Develop it around HP's new three-in-one microsystem. That way, you don't have to redesign your system to offer your customers a range of performance. Because the entire power range of HP's new A-Series computers fits into the same small, convenient package. At a slimmed-down starting price of \$6110*

So you can offer 1 MIPS performance. Or floating point hardware and microprogramming in either a 1 MIPS or 3 MIPS computer. Whichever one your customer chooses, you can fit it easily into the same space in your system.

Identical software keeps it simple.

When you change processors, you don't have to go back to the drawing board with your programs. Because, in addition to compatible hardware, these computers run identical software. That's the best kind of compatibility you can buy.

Our A-Series family consists of the Micro 26, Micro 27 and

Micro 29. The Micro 26 comes with integrated 9.4 Mb mini-Winchester disc and microfloppy. And it has 8 I/O slots, giving you plenty of room for our wide selection of I/O cards for instruments, measurement and control, and data-comm, to name a few.

The Micro 27 adds floating point hardware and microprogramming. And, for jobs needing up to three times the power, our 3 MIPS Micro 29 has got what it takes.

Our brand new operating system really performs.

That's one secret of our success. The new, full-function RTE-A real-time operating system provides the performance you need for your real-time automation applications. Ranging from dedicated machine control to monitoring instruments to supervising a network of computers.

This power, speed and I/O capacity also make our

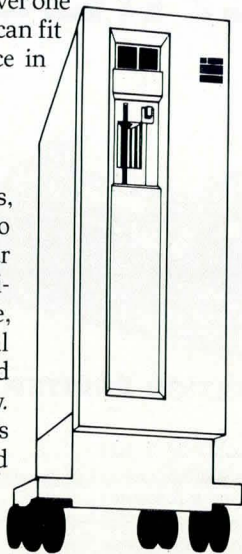
A-Series systems ideal for multi-user, multi-tasking environments.

Of course, these compact new computers are part of our newly expanded OEM program. This includes higher discounts and credits, extended warranties and free training. So you'll make more when you get to market. And you'll also get there faster with our new operating system and newly packaged microsystems.

If you'd like micro, mini or maxi performance in one micro package, call your local HP sales office listed in the white pages of your phone book. Ask for a technical computer representative. Or write for more information to: Hewlett-Packard, Attn. Greg Gillen, Dept. 11171, 11000 Wolfe Road, Cupertino, CA 95014. In Europe, write to Henk van Lammeren, Hewlett-Packard, Dept. 11171, P.O. Box 529, 1180 AM Amstelveen, The Netherlands.

*A600+ microsystem component, 128Kb memory, box, Winchester disc.

Prices are U.S.A. list in OEM quantities of 100 and include integrated peripherals, one interface card, RTE-A and 512Kb of memory for Micro 26 and Micro 27. Micro 29 includes 768Kb of memory.



Our new microsystems also come in this floor-mount or bench-top models.

 **HEWLETT
PACKARD**

CIRCLE 111

Micro:

1 MIPS for
\$7445

Maxi:

3 MIPS, plus floating
point hardware and
microprogramming, for
\$16,650

Mini:

1 MIPS, plus floating
point hardware and
microprogramming, for
\$13,140



Whatever the level of performance you pick, it fits in this little 7" x 19" x 25.5" package.

the genius is in the design the proof is in the image



Conventional
monitor pixel



Hitachi DDC
monitor pixel



THE DIFFERENCE between a conventional RGB monitor and Hitachi's monitors with Digital Dynamic Convergence™ (DDC) is the difference between a snap-shot and a professional photograph.

Take a look at the image you get from Hitachi. What you see is a beautiful picture. Why? In order to achieve maximum image clarity each picture element (pixel) must be as sharp; as clear as possible. Hitachi's DDC system offers an amazing 0.1/0.3 convergence. That's sharp.

Proven Dependability

Most importantly, the Hitachi DDC system has proven to be a success in the field. Hitachi quality keeps them working; Hitachi innovation keeps them in demand.

CONVERGENCE CHART

	Hitachi Monitor with DDC	Conventional Monitor
Quality Circle	0.1mm	0.5mm
Full Screen	0.3mm	1.0mm



COLOR DISPLAY MONITORS • CLEARLY THE FINEST

59 Route 17S, Allendale, NJ 07401
(201) 825-8000

3540 Arden Road, Hayward, CA 94545
(415) 783-8400

Hitachi Europe, Ltd., Lee House (10th Floor)
London Wall, London EC245AS
(01) 606-7831

Hitachi Denshi Canada, Ltd. 65 Melford Drive
Scarborough Ontario, Canada M1B 2G6
(416) 299-5900

**Come discover the total DDC
picture at the
Hitachi Trade Show Booth.**

CIRCLE 112



VLSI CHIPS SHINE IN COLOR TERMINALS

A graphics controller chip enhanced by support circuits allows designers to combine color graphics with alphanumeric in a compact and versatile CRT terminal.

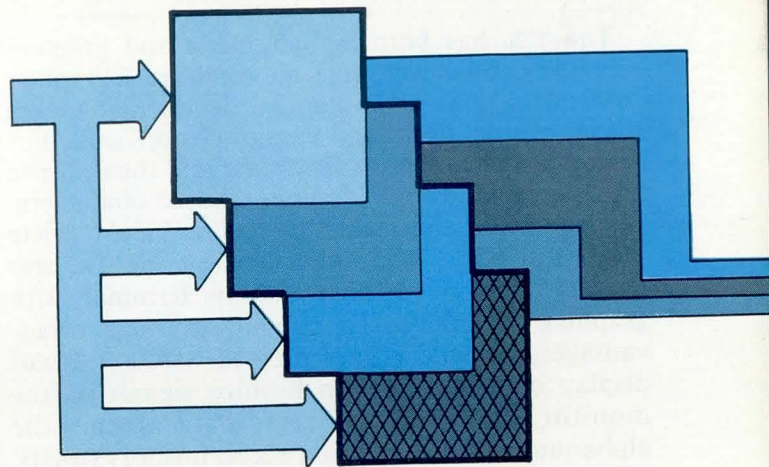
by **A. Mason Killebrew, Jr.**, and
Susan B. Vogtlin

Design performance requirements of a particular computer system can seldom be precisely satisfied by using standard off-the-shelf integrated circuits. Usually, the more complex the chip, the greater the probability of compromised design and performance objectives. Occasionally, however, clever use of support chips can capitalize on the strengths of a very large scale integration chip while overcoming its deficiencies. Thus, many design and performance concessions can be eliminated or circumvented.

Peacock alphanumeric/graphics terminal is designed using a very large scale integration integrated circuit in conjunction with smartly used support

A. Mason Killebrew, Jr is currently product line manager in charge of terminals at Zentec Corp, 2400 Walsh Ave, Santa Clara, CA 95050. He holds a BA in economics from Florida Presbyterian College.

Susan B. Vogtlin is manager of advanced workstations at Zentec Corp. She holds a BA in German from Stanford University.



chips, thus realizing product objectives without major design compromises. The design objective was to combine color graphics capability with a high performance alphanumeric terminal. Zentec opted for the NEC 7220 graphics display controller (GDC) chip in designing its dedicated graphics controller. Thus, a significant learning curve for bit-slice designs was avoided. This resulted in fewer components, smaller circuit boards, and less development time than needed with bit-slice technology.

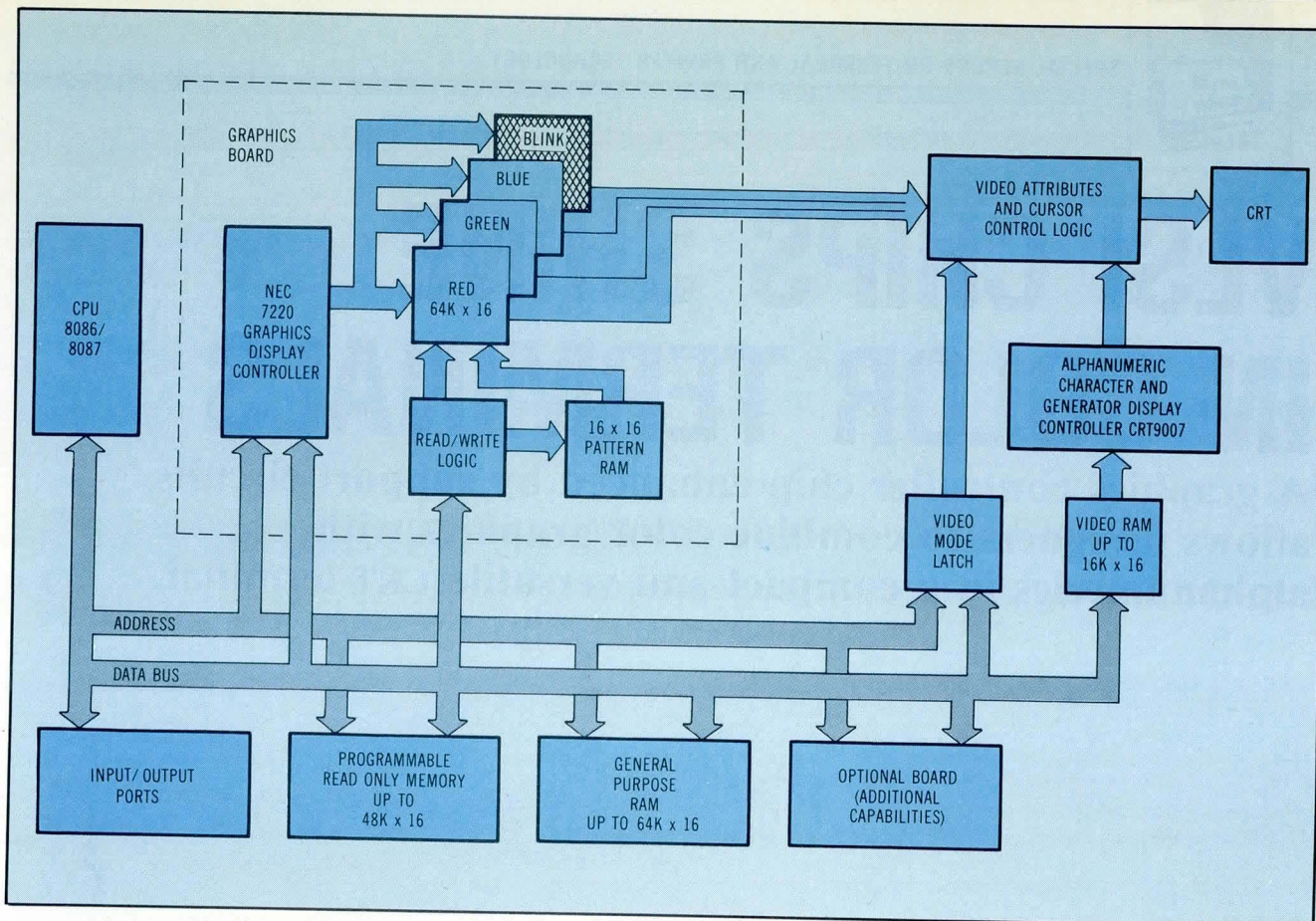


Fig 1 Here, the CPU (an Intel 8086 with optional 8087 numeric processor) handles computation, input/output to the keyboard and other devices, and controls the video signal to the CRT. An NEC 7220 on the graphics board handles all graphical manipulations in the image planes.

The 7220 has both alphanumeric and graphics capability. However, like all traditional graphics controllers, it is a bit-mapped device that makes editing words, lines, and paragraphs difficult. For example, the user must first erase and then rewrite on the display to avoid superimposed characters. The controller also lacks "insert line" and "delete line" functions, and other text-editing features characteristic of a high quality terminal with graphics capability. To circumvent these disadvantages, designers implemented SMC's CRT9007 display controller to synchronize signals to the monitor, and to process data from the alphanumeric video random access memory (RAM).

Two features of the 7220 were not implemented—one being a light pen. Though the light pen proves useful for certain applications, overcoming the light's parallax error is costly. Parallax error limits the light pen's utility for screen drawing. In addition, direct memory access capability for high speed data transfer is not used. This is done in order to limit hardware cost and conserve board space.

In the Peacock's graphics mode, the 7220 manages three banks of dynamic RAMs that are organized into "planes" and dedicated to bit-map

graphics (Fig 1). Each plane stores pixel data for a primary color—red, green, or blue. An optional fourth "blink" plane is also managed by the 7220. The four 64K x 16 RAM planes store all the information from the drawing functions. The GDC chip manipulates these data, as well as performs zoom, pan, and horizontal split-screen functions.

Responding to commands from the central processing unit, the GDC chip has to read a word in a 16-bit latch. The controller chip then modifies one pixel and sends the data out on a graphics data bus. Usually, the latched word read comprises all logical 1s. Consequently, one pixel of a modified word results in a logical 0. This bit indicates the bit to be written to the dynamic RAMs.

Exclusive-OR write logic controls the 16 write lines to each RAM plane. Data are input to a programmable logic array (PLA) from the graphics data bus. The PLA examines the data, recognizes the modification made by the GDC, and determines which pixel should be modified. This architecture can selectively force each bit to a 1, 0, or its complement.

If no bit is to be modified in any one plane, the draw-plane select latch disables the CAS of that plane during the write portion of the read/modify/write cycle. Thus, one drawing operation

programmers

READ THIS...

NOW, I KNOW I CAN MAKE BIG MONEY WRITING AND SELLING MY PROGRAMS. THIS BOOK TOLD ME WHAT TO WRITE — WHO TO SELL IT TO — THOUSANDS OF NAMES, ADDRESSES, IDEAS, GUIDELINES. "SOFTWARE WRITER'S MARKET" IS A FANTASTIC BOOK!



- * WHO TO SELL YOUR PROGRAMS TO
- * THOUSANDS OF COMPANY NAMES AND ADDRESSES, WITH DETAILED LISTINGS SHOWING:
 - (1) WHAT PROGRAMS PUBLISHERS ARE LOOKING FOR
 - (2) HOW THEY WANT YOU TO SUBMIT YOUR PROGRAM
 - (3) HOW MUCH THEY PAY — AND WHEN!
- * 100 CATEGORIES — FROM "ACCOUNTS RECEIVABLE" TO "GAMES" TO "VIDEO CONTROL" PROGRAMS
- * HOW TO WRITE CLEAR DOCUMENTATION
- * DEBUGGING TECHNIQUES

Reserve Your Copy Today!

Enclose check or money order for \$19.95 (No C.O.D.'s) to:

IPF Publications
146 Country Club Lane - N
Pomona, NY 10970
(914) 354-5585

Name

Address

City..... State..... Zip.....

can write to and independently complement selected bits, forcing them to 1s and 0s, or leaving them unchanged.

Terminals based on the 7220, but without clever support logic, can only specify bit-write times, a limiting parameter to say the least. On the other hand, Peacock specifies a 1.3-ms pixel/write time with up to 4 bits per pixel, 1 bit for each RAM plane. In addition, pattern RAM provides another benefit for interfacing the terminal to a host system. If the GDC reads data from the RAM while in its reset mode, it modifies only the logical 1 bits. Logical 0 bits remain unchanged, so the PLA does not write to that particular location in the screen RAM. Therefore, only logical 1 bits are modified to perform general-purpose fill operations. This means that any kind of algorithm for performing an area fill can be used and still obtain the pattern defined in the RAM. The entire process depends only on the corresponding pixels in the pattern RAM, not on the order in which the algorithm issues pixels.

Pattern RAM stores 16 words of 16 pixels, and its contents equal a 6-mm square on the display. With only four address lines used to decode the device,

the image contained in pattern RAM is replicated across the screen horizontally and vertically.

Support circuitry allows the 7220 to fill circles, rectangles, and other figures oriented for any angle. Six system default patterns are stored in the RAM for area fills, and eight patterns for line drawings. Two additional patterns for area fill and line drawings can be defined by the user, either via the keyboard, or downloaded from the host system. In addition to speeding up the response time of the drawing process, the logic circuitry also minimizes the firmware required to set up the terminal, since drawing parameters do not have to be set up for each individual color.

All the terminal's features are accessed by the user through the menu-driven CRT display and eight redefinable function keys (Fig 2). When the terminal is in the user mode, the operator can define these soft keys with up to 80 characters (key strokes) of information for each key, shifted and unshifted, for a total of 16 user-defined functions.

Either a mouse or a cursor-control keypad controls drawing functions. The keypad also works as a numeric pad when the shift key is pressed.

TERMINAL WINDOWING MENU

Window	Workspace	Start:	Row	Stop:	Row
A/N #1	-----		---		---
A/N #2	-----		---		---
A/N #3	-----		---		---
A/N #4	-----		---		---
Viewport					
G #1	-----		0		---
G #2	-----				---
Workspace	Right Margin	Maximum Line Count		Cursor?	
A/N #1	---	----		Yes	No
A/N #2	---	----		Yes	No
A/N #3	---	----		Yes	No
A/N #4	---	----		Yes	No
	X	Y			
G #1	----	----			
G #2	----	----			
System Windows:	Message:	Enable	Disable		
	Status:	Enable	Disable		
	Prompt:	Enable	Disable		
(Reserved for Messages)					
Window Mode: Use cursor to position to fields. The SELECT key highlights the selected field. Press "save" to save menu.					
F1		F3			
save		recall			

Fig 2 User interaction with the system occurs in two ways: via displayed menus and soft function keys. Similar menu displays prompt the operator through drawing functions and graphics text configuration.

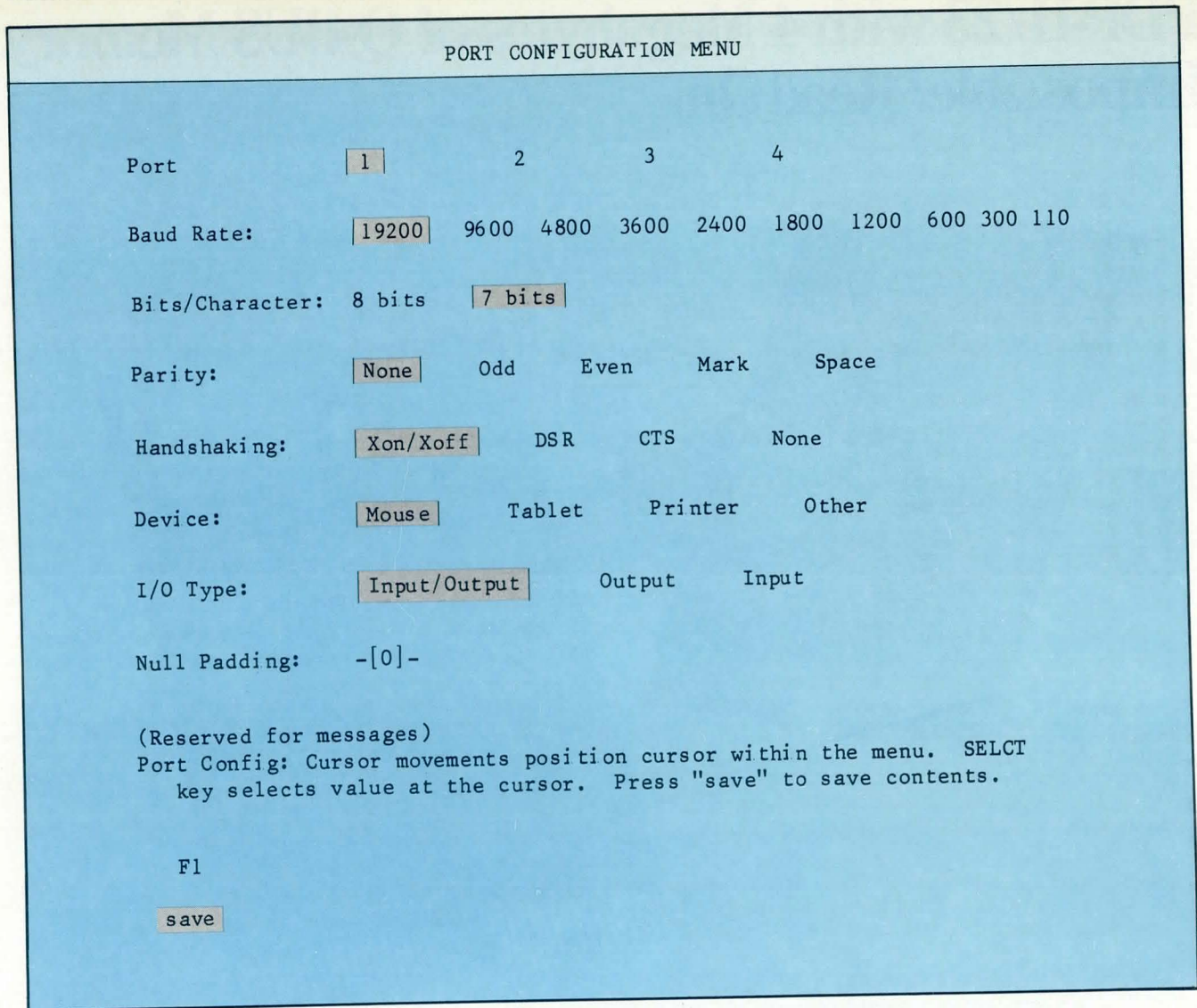


Fig 3 In this terminal configuration menu, nonvolatile RAM stores terminal set-up parameters, which traditionally have been set by dual-inline package switches.

Nonvolatile RAM stores terminal set-up parameters such as baud rate, number of bits per character, and input/output port configuration, along with the cross-hair cursor size (Fig 3). The keyboard has been simplified to the minimum 42 function keys plus standard alphanumerics.

In the future, terminals will probably be designed using either discrete components or a custom chip that can combine the dedicated CRT control functions with the support/logic functions. New circuits, such as area filling, could also provide some operations that firmware now provides. This will save on memory cycles and thus increase speed and throughput even more.

High performance clipping is achieved in hardware. The controller performs clipping using some of the high-order bits of the address lines to terminate an image at the end of an address range. If a drawn vector extends beyond that boundary, it continues into virtual space instead of entering the display from the opposite side.

Clipping would be more efficient if the system would stop drawing a vector when it reached a boundary, and could proceed to another drawing task. Implementing this in the existing architecture, however, would have been prohibitive in terms of chip count and cost.


Please rate the value of this article to you by circling the appropriate number in the "Editorial Score Box" on the Inquiry Card.

High 725

Average 726

Low 727

PDP-11/23 with 4 Megabytes of Q-BUS Memory. Impossible? Read On.



If you've outstripped your 256 kbyte addressing capability, if you want a reliable solution to your memory expansion needs, and if budget is a concern, we have the answer. We have made life on the Q-Bus a lot easier. QNIMAP™, another outstanding Q-Bus product from Able Computer, allows for full memory expansion up to 4 megabytes of main memory and the use of existing Q-Bus DMA devices. With QNIMAP™ you get system performance you never thought possible along with complete support from Able. The QNIMAP™ consists of two easy to install dual width boards and is software compatible with RSTS/E, RSX-11 and UNIX.

If you have other Q-Bus needs, Able has many exciting products:

- ABLE Q/DH™ – Direct memory access communications controller – gives you DH11 performance on your PDP-11/23 Q-Bus system.

ABLE
COMPUTER

- QNIVERTER™ – Bi-directional Q-Bus to Unibus/Unibus to Q-Bus signal converter for memory and peripheral devices.
- UNIMAP™ – Memory expansion to 4 megabytes on the PDP-11/23. Allows use of 18 bit Unibus devices.
- INTERLINK™ – DMA interprocessor link between two Unibus, two Q-Bus, or one Q-Bus and one Unibus system.

Find out more about QNIMAP™ and the rest of our Q-Bus products. Write or call for details. Able Computer, 1732 Reynolds Avenue, Irvine, California 92714. National offices: Irvine CA (714) 979-7030, Burlington MA (617) 272-1330, Rumson NJ (201) 842-2009. International offices: Canada (Toronto) (416) 270-8086, England (Newbury) (0635) 32125, W. Germany (Munich) (089) 463080. For immediate, toll-free information, dial (800) 332-ABLE.

Data scrolling joins hard copy in programmable display

The 1347A HP-IB display combines full programmability with high speed vector graphics. Packaged as a self-contained unit, the Hewlett-Packard display has a 6" (15-cm) directed beam display suitable for rackmounting or bench use. The electrostatic deflection CRT produces realtime graphics with high resolution (2048 x 1513). By using random vector plotting, straight lines and smooth curves can be generated without the discontinuities produced by raster displays.


The ability to scroll through data horizontally and bidirectionally is a key feature of the display. This allows the display of up to 32 waveforms, and the scrolling of graticules as well as text. The extensive memory enables stored data to be scrolled for monitoring and analyzing data. Data displayed onscreen can be duplicated using a plotter; this gives the user a "snapshot" of the scrolled data.

A variety of programmable features provide flexibility. The display accepts both 8- and 16-bit binary commands and ASCII commands from a mainframe or desktop computer. Its ability to decode and display all bus commands allows the display to function as a bus analyzer.

In addition, four programmable writing speeds combined with three programmable intensities provide 12 intensity levels. Four programmable line types are also included. These programming features are used to differentiate parts of complex pictures and data.

A modified full ASCII character set with foreign language extensions and special symbols are stored in ROM. These character data enable characters to be drawn in four programmable sizes and orientations. Since all character data are stored in ROM, just one word needs to be stored in RAM to describe a screen character. This leaves more memory for storing vector information.

The interface language, Hewlett-Packard's Graphics Language, sends graphical information to plotters through a front panel push button or a program command. Hard copy is therefore available for important data, and



the need to plot unnecessary data is eliminated.

An 8K x 16 refresh memory enables the display to store over 8000 characters or 4000 vectors. The segmented refresh memory allows up to 64 pictures to be stored. These pictures can be displayed in rapid succession for animation and simulation applications. Comparisons between reference and test data are possible with the segmentation feature.

Reliability and serviceability are provided by 19,000 hours of life testing and periodic environmental testing. Three built-in features that lower service time and cost consist of self-test, continuous diagnostics, and signature analysis. Self-test can be started at any time and tests all internal memory. Continuous diagnostics run recurrently, listing component designators of defective memory ICs onscreen. Signature analysis aids in troubleshooting.


Key applications for the display include ATE systems, process control and monitoring, and measurement and analysis. In ATE systems, the IEEE 488 compatibility allows the display to be easily integrated into a test system. It also consolidates several instrument readings in one location.

Fast update speed and graphics and scrolling capabilities allow the display to be used in process control applications where large amounts of data are stored, displayed, and updated. In measurement and analysis, the high addressable resolution feature allows the display of data, such as voltages, in full range without obscuring slight variations in the voltage plot.

Priced at \$5100, the display is delivered within four weeks from date of order. **Hewlett-Packard Co.**, 1820 Embarcadero Rd, Palo Alto, CA 94303.

Circle 260

High density distinguishes speedy EPROM



Speed is often an important factor in a memory device. In a view of this, the Am27256 is a 256K-bit UV EPROM with access times down to 170 ns. Also, the memory chip features redundancy, a fast programming time, and an auto-select mode.

Redundancy is achieved with polysilicon fuse technology. Spare memory cells are incorporated into the die. At wafer probe, if a bit is found defective, a fuse in the chip is blown. Next, a spare row replaces the row containing the defective bit.

The interactive programming algorithm performs EPROM programming. This algorithm reduces programming time by using short (1-ms) program pulses and giving each address only as many pulses as needed to reliably program the data. The data are then verified. If they do not verify, an additional pulse is applied for a maximum of 25 pulses. The address is then given another 3X-ms overprogram pulse where X is the number of 1-ms pulses required. After the final address is complete, the entire memory is verified. With this algorithm, a typical programming time is 5 min.

In addition, bit locations can be programmed singly, in blocks, or at ran-

dom. The auto-select mode allows reading the binary code from an EPROM. This code identifies the EPROM's manufacturer and type. The auto-select mode automatically matches the device to be programmed with its corresponding programming algorithm.

To accommodate multiple memory connections, a 2-line control function is provided. This function serves two purposes: it allows for low power dissipation, and it ensures that output bus contention will not occur. The chip enable control is decoded and used as the primary device-selecting function, and the output enable is a common connection. This means the output pins are only active when data are needed from a particular memory device.

Other features of the EPROM include a 12.5-V programming voltage, fully static operation (and therefore no clocks), and a 10-MHz system operation to increase throughput. By dissipating 525-mW active and 130-mW standby, the chip reduces system power requirements.

Pricing for the EPROM in 100-piece quantities is \$197.80 for the 250-ns version and \$334.20 for the 170-ns version. **Advanced Micro Devices Inc.**, 901 Thompson Pl, Sunnyvale, CA 94086. **Circle 261**

Logic analysis system features 64 channels for micro development

Software performance analysis, user friendliness, and a modular system all contribute to the flexibility of the 64300 logic analysis system. Microprocessor/microcomputer development, measurement, and debugging applications can benefit from the logic analyzer's broad range of features.

There are 64 channels in the maximum system configuration (available in 16-channel increments). This includes sixteen 300-MHz (3.3-ns resolution) async channels for timing analysis, and 48 (25/50-MHz) sync/async channels for timing/state analysis. Clocking is performed from a dual time base with three external clocks. The time base captures and correlates independently clocked signals.

A time-saving feature of the system is DataPak, an integrated, transportable mass memory. It automatically stores and loads machine setup parameters and data. This feature allows testing to begin immediately, thus saving setup time. Also, the system offers micro-specific interfaces that feature 2-D triggering. This



triggering helps to isolate problems and unravel machine code. Another time-saving feature is the monitor, which follows instructions and execution and tells the user what went wrong and how to correct it.

Standard performance features include multilevel triggering, search and compare, an Up Trace module with full disassembly, and RS-232-C and IEEE 488

interfacing. Software performance features are time stamp, area trace, and histogram.

The prices for the systems range from \$7930 for the 16-channel implementation to \$14,930 for the 64-channel implementation. **Dolch Logic Instruments, Inc.**, 3052 Orchard Dr, San Jose, CA 95134.

Circle 262

Microprocessor system supports up to four users

The microSystem 6/20 is a multi-user microprocessor system designed for small business, departmental, or branch office environments. Compatibility with the entire DPS 6 line is provided, and the computer supports up to four users who can both install and maintain it.

A typical system configuration consists of a Micro 6 processor, 1M byte of main memory, a 5 1/4" 650K-byte diskette, and a 40M-byte Winchester disk (20M-byte fixed, 20M-byte removable). In addition, the system's five RS-422 ports are adaptable to RS-232 devices. Options include a dual-line async/sync communication controller and a second 40M-byte disk.

The Micro 6 is a 16-bit processor based on LSI technology. This processor enables the system to run a wide range of software used by the company's minis and the single-user 6/10. The software includes office automation packages with document and records processing,

thereby allowing users to create office level data bases.

Data Entry Facility II provides communication capabilities to both Honeywell and IBM hosts. The operating system is the menu-driven GCOS 6 MOD 400. It supports transaction processing, data entry, program development, terminal emulation, and communication software.

Communication features enable the system to function as an endpoint serving several workstations in a larger information processing network. It provides DSA and SNA protocols as well as BSC and pre-DSA communications, electronic mail, and teletype emulation.

Three dot-matrix and two letter-quality printers are optional with the 6/20. The dot-matrix printers are available in 80



cols, 100 chars/s; 132 cols, 100 chars/s; or 132 cols, 400 chars/s. The letter quality printers are offered at speeds of 35 and 55 chars/s.

The basic system price is \$17,000. Workstation configurations start at \$795, and printers begin at \$1195. **Honeywell Inc, U.S. Marketing and Service Group**, 200 Smith St, Waltham, MA 02154. **Circle 263**

RAM modules combine high speed with low power

A family of 64K-byte CMOS static RAM modules is available in three organizations (8K x 8, 16K x 4, and 64K x 1). The family is based on Integrated Device Technology's line of 16K-byte static RAMs that are fabricated using the proprietary CEMOS I process.

Each 64K-byte module is constructed on a ceramic substrate using four 16K-byte RAMs in leadless chip carriers. Using an onboard decoder circuit to interpret higher order addresses achieves functional equivalence to a monolithic 64K-static RAM. The 8K x 8 modules are available in two pinouts: IDT7M864, a 64K-byte RAM, or IDT8M864, a 64K-byte EPROM.

In 28-pin DIPs, the modules feature 120-, 150-, and 200-ns military speeds and 85-, 120-, 150-, and 200-ns commercial speeds. The IDT7M464 in the 16K x 4 configuration features 65-, 85-, and 100-ns military speeds and 55-, 65-, 85-, and 100-ns commercial times. The IDT7M164 (64K x 1 configuration) provides 100-ns military access and 70-ns commercial access. The latter two devices are available in 22-pin, 300-mil pin center DIPs.

Performance and reliability are achieved through the CEMOS I dual-well fabrication process. Traditionally, CMOS solves the high junction temperature and heat dissipation limitations of other technologies, but does not provide sufficient

speed. The CEMOS I process uses readily producible die sizes with 2.5- μ m geometries.


In addition, the use of double polysilicon layers allows stacked polyload resistors on top of memory cell transistors. This creates a cell size of 1.1 square mils. The process architecture dual-well structure solves the soft error problems associated with fast static RAMs.

Moreover, the CEMOS I process offers several distinct characteristics. An inverter that drains current only during switching accomplishes a lower power performance than NMOS. This low power consumption allows denser VLSI products. Design flexibility contributes to a high noise margin.


All I/Os are TTL compatible and operate from a single 5-V supply. Full operating power is less than 0.5 W; full standby consumption is 5 mW and 2-V battery backup data retention power consumption is below 4 μ m. The async circuitry requires no clocks or refreshing.

The 8K x 8 version is priced at \$200 in 100-piece quantities. The 16K x 4 version starts at \$275; the 64K x 1 version starts at \$260. **Integrated Device Technology**, 3236 Scott Blvd, Santa Clara, CA 95051.

Circle 264



Specialized microcomputer system is at instrument controller core



The 1722A instrument controller was designed with industrial applications in mind. This 16-bit microcomputer-based system is optimized for automating factory test and process control systems. It is particularly well suited for applications in which unskilled personnel operate complex systems.

Once the controller is programmed, the user can remove the keyboard and operate the system from the display. The 80-char x 16-line CRT is touch sensitive and divided into 60 fingertip-sized areas. Combining display enhancements (high-

lighting, blinking, and reverse video) with 640 x 224 dot-addressable graphics allows large amounts of information to be communicated quickly. These capabilities also permit intricate displays that guide operators through complex test routines.

To allow software compatibility with other controllers in the series, the controller is based on the TMS99000. In addition, the chip has Macrostore and a high processing speed. Macrostore allows extensions to the processor instruction set, and its 8K bytes of RAM contain single- and double-precision arithmetic functions.

The 136K-byte system memory is expandable to 2.6M bytes using RAM expansion modules. Allocating part of the memory to an electronic disk allows faster program execution. Data arrays and program overlays stored in this manner are accessed faster than in either

disk or bubble memory. Also available is a 400K-byte double-sided, double-density, floppy disk drive.

Standard interfaces include an IEEE 488 and an RS-232-C. The system has room for three additional interface cards. One has both IEEE 488 and RS-232-C; one has a dual RS-232-C card with high speed buffering capability; and the other has a dual 16-bit parallel interface for older or custom instrumentation interfacing.

An enhanced BASIC interpreter with over 25 extensions is the standard language for the instrument controller. The extensions initialize different bus functions using 1-word commands. Other language options include a BASIC compiler, FORTRAN, and assembly language. With the compiler, subroutines from FORTRAN and assembly can be linked into one BASIC program.

Starting at \$7450, the controller includes the BASIC interpreter and full documentation. A limited 1-year parts and labor warranty is also provided. **John Fluke Mfg Co, Inc**, PO Box C9090, Everett, WA 98206. **Circle 265**

High performance Pascal compiler operates under Unix-based 68000s

A Pascal compiler that is fully integrated into the Unix operating system on the MC68000 produces code that is smaller and faster than C, FORTRAN 77, or other Pascals on Unix. Using Pascal-2 has two main advantages. First, vendors of Unix-based systems now have access to Pascal-trained programmers. Second, existing Pascal applications can be transported to Unix from other operating systems. Ultimately, this should result in a larger software base for Unix.

The software consists of a compiler, a debugger, a profiler, and utility programs. Operating in five phases, the compiler uses a virtual memory system to compile large programs. There are nine types of optimizations: global register allocation, range tracking, constant folding, dead-code elimination, short-circuit evaluation, expression targeting, array index simplification, branch-tail merging, and common subexpression elimination.

Conforming to the proposed Pascal standard, the compiler offers standard Pascal capabilities at level 0 and conformant array parameters at level 1. The Pascal-2 language includes several extensions. An external procedure compiles separate Pascal procedures; a non-Pascal external call uses the standard C calling sequence; and an include direc-

tive combines multiple source files. I/O extensions include random access files and additional parameters to specify external file names.

All error checking is done in the first two phases of compilation. Type compatibility checks ensure that data types conform, while other checks detect uninitialized variables and other errors normally found during execution. Runtime checking detects array index errors, subrange assignment errors, nil pointer references, nonexistent case labels, and I/O and arithmetic errors.

Running as a separate process, the debugger allows the programmer to solve logic errors interactively at the source level. Control capabilities include full trace, statement-by-statement execution, and any number of control breakpoints that the block name and statement number identify. Runtime errors transfer control to the debugger for problem identification. Debugger data commands permit display and/or modification of all existing variables. The debugger can also write a complex array or record structure with one statement.

The profiler is a measurement tool that points to program sections that can be reorganized for greater efficiency. It counts each statement executed in every program block and then displays a modi-

fied listing with the actual execution count attached to each source line. Each procedure and function is summarized, and the percentage of the execution count is indicated.

Utility programs help the application programmer with development, maintenance, and documentation. The PASMAT and PB source formatters automatically create a consistent and readable program structure. Cross-reference generators include XREF, which displays an index showing each identifier and its uses; and PROREF, which displays an index of nesting structures and identifies the procedure calls for each program block.

The dynamic STRING library is a collection of procedures and functions for programming with dynamic character strings. PROSE, the test formatting program, contains directives that specify page layout and paragraph conventions. It can automatically number pages, place titles, justify margins, and create an index.

Licensing fee for the complete Pascal-2 Unix system, including the debugger, other tools, and a year of software support, is \$1650. The compiler, purchased separately, is \$600. **Oregon Software**, 2340 SW Canyon Rd, Portland, OR 97201. **Circle 266**

BUILDING A BETTER A-to-D SOLUTION



When You Must Have High Quality, High Resolution and High Speed

Preston Scientific's building block approach provides fast and accurate ADC and DAC Instrumentation Systems. They feature 15-bit resolution with conversion rates from 40kHz to 1MHz – that means multiplexed A/D conversion at one million samples per second.

You choose from a wide range of Preston input channel amplifiers, filters, and multiplexers, many manual and digital I/O interfaces and controls, simultaneous sample-and-hold amplifiers, digital multiplexing, scan table and output buffer memories with DAS controllers and related instrumentation to fit your application.

Preston's GM Series Systems are used extensively in high quality testing and research applications for a broad spectrum of industries ranging from aerospace to automotive. And, Preston ADC-DAC Systems interface to most computer systems such as DEC, HP, Gould/SEL, Perkin-Elmer, as well as array processors from Floating Point Systems, CSPI and Analogic.

Call or write for all the details today!



Building a Better A-to-D Solution – When and Where You Need It!



Preston Scientific
805 E. Cerritos Avenue, Anaheim, CA 92805
Telephone: (714) 776-6400

Our UNIX Super UPI Cover



Microsystem Helps The World.

We're Dual Systems.

And our 83/20 16-bit super microsystem is a real success story for United Press International.

By appointing our 83/20 as the computer base to their Newspaper Computing System, the people at UPI now enjoy networking journalism on an even larger scale. They transmit stories. They transmit graphics. They transmit photos. And they do it instantly.

Because they know late-breaking news can't be late.

However, UPI isn't alone in its decision to use Dual Systems. On the contrary. Boeing, Sony, Ford, and General Electric are also some of the names you'll find on our blue-chip client roster.

Perhaps the reasons for such a stellar following are the 83/20's minicomputer capability and microcomputer price. And it's backed with a one-year warranty.

And that it's powered by the outstanding Motorola MC68000 which delivers approximately one million instructions per second running at 10MHz.

And that our 83/20 includes full UNIX* System III with Berkeley enhancements like C-shell and Visual Editor.

And that it provides Source Code Control and language options, including BASIC, COBOL, PASCAL, FORTRAN 77, and ASSEMBLER.

Then again, our 83/20's success may be due to the strict conformance of the IEEE696/S100 bus architecture.

Of course, some customers have told us they particularly like the 83/20 for its incredible application versatility. Like graphics. And automatic typesetting. And robotics. And digital plotters. In fact, name an application and the chances are very good you'll find our 83/20 can handle it.

Our track record is also rather impressive — we've been delivering 68000-based systems with full UNIX capability longer than anyone else — that adds up to a 68000, multi-user, UNIX-based super microsystem with proven reliability.

Whatever the reason for our 83/20's remarkable market acceptance, you'll like it because it does all of the above at a price you can easily live with: quantity ten at \$11,662 per system.

So, while it helps UPI, Sony, Ford and General Electric, the good news is that it can help you.

For further information, please write or telephone our Marketing Department at 415/549-3854.

We'll give you the complete scoop.

DUAL

Dual Systems Corporation
2530 San Pablo Avenue
Berkeley, CA 94702

*UNIX is a trademark of Bell Laboratories.

CIRCLE 116



Membrane keyboard



A full-travel membrane keyboard, the KS-500E is rated at 10M cycles. Keys have a 0.140" (3.556-mm) nominal stroke. Typ bounce is less than 1 ms, with a 5-ms max bounce over the switch's life. The custom keyboard meets DIN standards and has an overall home row height of 18.3 mm. The monolithic housing, molded as one piece, eliminates key-switch alignment problems. The keyboard offers protection against spills and other contaminants since the screened circuit traces and contacts are laminated between two pieces of polyester. In quantity, price is under \$0.30 per station. **Stackpole Components Co**, Box M, Farmville, VA 23901. **Circle 267**

Current loop optocouplers

Optocouplers designed for use in 20-mA current loop systems are available as a transmitter (HCPL-4100) or a receiver (HCPL-4200). Features contributing to performance include precise thresholds with hysteresis for consistent, noise-free performance, isolated loop electronics powered by loop current, and a 19.2k-baud rate plus speed capability. An internal shield in both products provides rejection to common mode interference of typ 10k V/ μ s at 25 °C. The current loop transmitters are \$6.65 each in 1000-piece quantities; the receivers are \$6.15 each in the same quantity. **Hewlett-Packard Co**, 1820 Embarcadero Rd, Palo Alto, CA 94303. **Circle 268**

Illuminated indicators

The Compu-Lite series 200 are illuminated push buttons and indicators. Rated at 5 A at 250 Vac, the switch line is designed for snap-in panel or PCB mounting. Fingertip-removable switch caps and built-in lamp extractors allow easy replacement of lamps from the front panel. Other features include LED

and incandescent illumination, full or split legend caps, various colors, and gold contacts for low-level switching. **Eaton Corp, Aerospace/Commercial Controls Div**, 4201 N 27th St, Milwaukee, WI 53216.

Circle 269

Compound curve rocker switch

The Corvette rocker switch has a soft, glare-free matte finish and a compound curve bezel that blend into the panel. It features an integral pin design in which the spring creates contact pressure and dissipates heat. The device has been tested for up to a 75-A inrush and can withstand 50k actuations minimum, at full load. A mounting ear design lets the switch fit in any opening from 0.48" x 1.072" (1.22 x 2.723 cm) to 0.55" x 1.125" (1.40 x 2.858 cm). **Carlingswitch, Inc**, 505 New Park Ave, W Hartford, CT 06110. **Circle 270**

Programmable keyboard encoders

The KB3600 series are low cost microprocessor-based keyboard encoders. Std features include n-key rollover, 9 output data bits, and pulsed data ready signal with 5.4-ms debounce. Two versions are available: a std ASCII-coded typewriter keyboard version and a PRO version that provides binary output code when any key is depressed. The devices are compatible with TTL/DTL or MOS logic. Units can be custom programmed from customer supplied key codes to meet specific needs. The encoders are priced at \$2.30 in 25k quantities. **General Instrument Corp, Microelectronics Div**, 600 W John St, Hicksville, NY 11802.

Circle 271



IC relay

ChipSwitch is a solid state relay that uses high voltage monolithic circuits. The device is composed of three elements: two identical output power ICs and an LED. Based on solid state switch with zero cross technology, the relay offers improved performance characteristics. These include a dv/dt spec of 600 V/ μ s, off-state leakage of 10 μ A max; min load current is 0.5 mA, and 1 cycle surge is 30 A. The device operates from 5 to 280 Vac with pickup at 5 mA, 10 mA, or 3.5 Vdc, depending on model. Prices range from \$7.45 to \$10.45 in 100-piece quantities. **Crydom, a div of International Rectifier**, 1521 Grand Ave, El Segundo, CA 90245. **Circle 272**

"Get in touch with your system..."

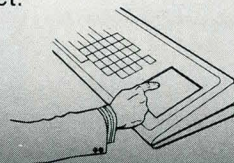
A friendly system responds to touch, and Elographics specializes in touch sensitive peripherals.

Interact directly with your system display using the E270 Transparent Touch Sensor.



Use a standard pen or pencil with the E233 Handprint and Graphics Digitizing Tablet.

Get both absolute and relative cursor positioning using the E232 Cursor Control Pad.



ELOGRAPHICS, inc.

105 RANDOLPH ROAD

OAK RIDGE, TENNESSEE 37830

(615) 482-4100

Just how long should standby power stand by?

Five years? Ten years? Twenty?
Quite frankly, we don't know.
But we do know that Gates Energy cells
retain better than 80% of their rated capacity
for eight to ten years at 23°C. in
float applications.

Compared with our nearest
competitors, our energy cells may
qualify as the Methuselah of stand-
by power.

When it comes to cold weather
performance, our cells deliver 50%
of their C/10 room temperature

capacity at -40°C. And the truly sealed design
means total freedom from maintenance and
terminal corrosion.

Gates Energy cells are rated at 2 volts with
capacities at 2.5 Ah, 5 Ah, 12.5 Ah
and 25 Ah. They can be assembled
into an endless variety of config-
urations.

Learn more about Gates
Energy cells. Call, or write, Gates
Energy Products Inc., 1050 S.
Broadway, Denver, CO 80217.
303/744-4806.



GATES ENERGY




LED indicators

The HLMP-5000 series of indicators are right-angle LED lamps. They are designed to be used as back-panel diagnostic indicators and PCB logic status indicators. Incorporating the existing range of T-1 3/4 LEDs, the lamps provide the design engineer with a color choice of high efficiency red, std red, yellow, and high performance green. All


are available with or without a current-limiting resistor. The black-plastic design allows flush seating on the PCB. The LEDs can be end stacked on 6.35-mm centers. In 1000-piece quantities, prices range from \$0.29 to \$0.50. **Hewlett-Packard Co**, 1820 Embarcadero Rd, Palo Alto, CA 94303. **Circle 273**

Graphics monitors



The CD series consists of high resolution color display monitors for computer graphics and data. The monitors are raster scan, RGB units with inline gun CRTs. They have a displayable pixel range from 720 x 256 to 1024 x 1024. Obtainable in both 13- and 19-V models, applications for the devices include simulation, CAD/CAM, and process control. The CDA models feature wide frequency range analog video amps, while the CDB models feature digital video amps. Other specs include a 0.31-mm dot-trio pitch and horizontal-deflection frequencies from 28 to 36 kHz. **Ikegami Electronics (USA), Inc**, 37 Brook Ave, Maywood, NJ 07607. **Circle 274**

YOU KNOW US AS "THE SOURCE" FOR EDGE CARD CONNECTORS.



Now Sullins provides the widest variety of catalog-listed edge card connectors and unsurpassed delivery.


Sullins offers the widest variety of edge-card connectors available. Our connector capabilities include:

- 33 contact configurations and terminal types
- 9 contact platings (including selective plating)
- 9 mounting styles
- 4 contact centers
- 6-70 contact positions

It's because of Sullins' variety in edge card connectors, commitment to high quality and excellent delivery that we are "The Source" for your edge card connector requirements.

And ask us about our "Guaranteed Delivery" (1-9 day turnaround) for those times when connectors are needed faster than 2 to 4 weeks.

Contact Sullins today for all your edge card connector needs, (619) 744-0125.



Sullins Electronics Corporation

801 Mission Road, P.O. Box 757
San Marcos, California 92069
(619) 744-0125 ■ TWX 910-322-1472

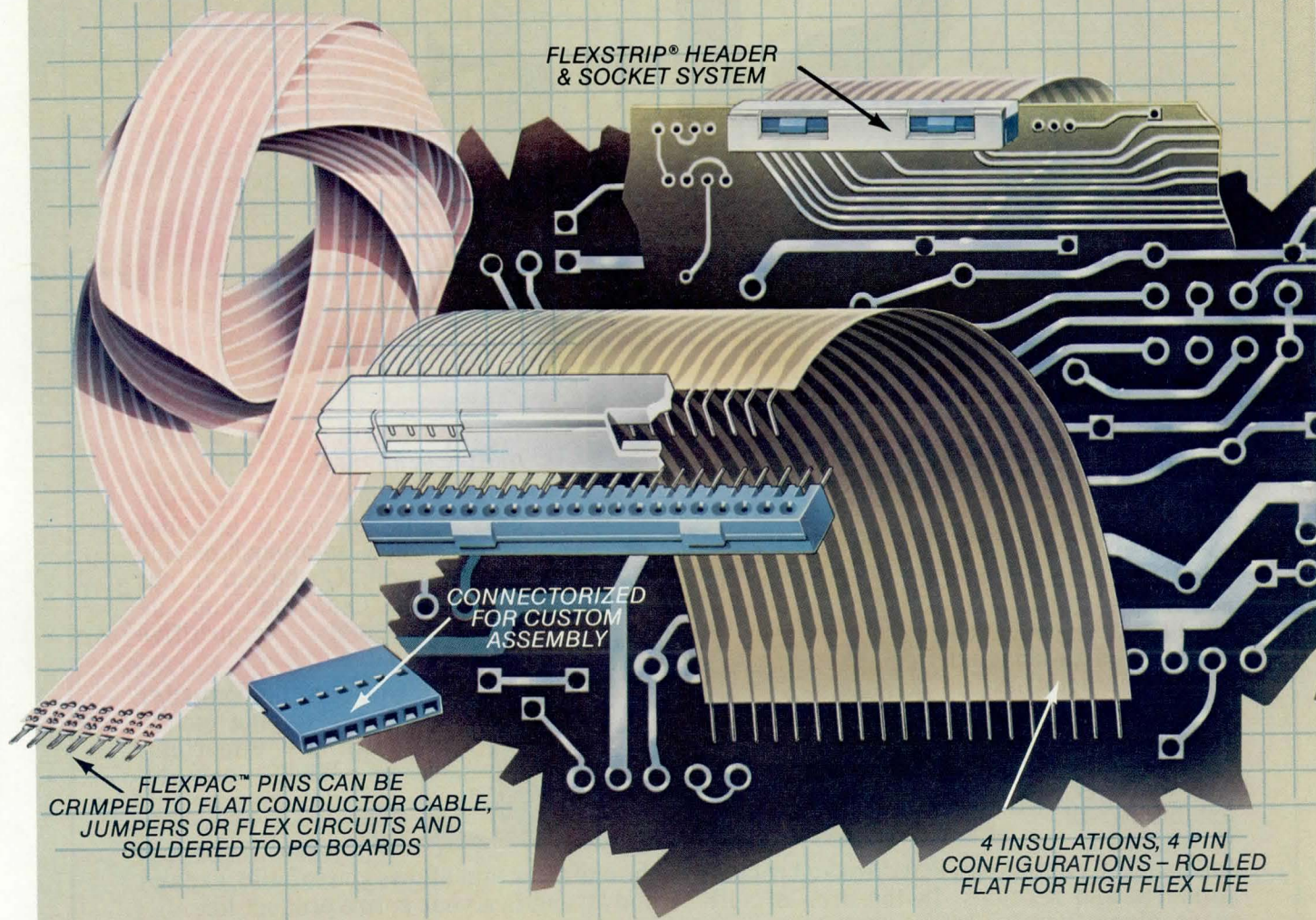
Single-key switches

Miniature TACT switches are available in 2 basic types: series KH (mechanical contacts) and series KE (conductive rubber contacts). Both types offer std single-pole, double-pole, transfer circuit, double-action and built-in LED. Specs include operating life ratings of 3M cycles, max bounce of 5 or 10 ms, and contact rating of 50 mA at 12 Vdc and 1 mA at 36 Vdc. The switches have an operating force of 75 g and a stroke travel distance of 0.25 to 1.0 mm. Outline sizes are 6 x 6 mm, 8 x 8 mm, 10 x 10 mm, and 12 x 12 mm. **Alps Electric (USA), Inc**, 100 N Centre Ave, Rockville Centre, NY 11570. **Circle 275**

4-LED board array

LED arrays (series PCL1254) are available in any combination of 1 to 4 colors: red, amber, yellow, and green. The arrays, with LEDs spaced on 0.17" centers, are constructed of black, glass-filled nylon for temp stability. They include 3 stand-offs for clearance from the PCB. With diffused lenses and 20 mA of drive current, typ light outputs for red LEDs are high efficiency 18 mcd, super bright 8 mcd, and medium bright 5 mcd. The PCL1254 series prices range from \$1.28 to \$2.12. **Data Display Products**, 303 N Oak St, Inglewood, CA 90302. **Circle 276**


Advanced packaging flexibility from Ansley Electronics.



When tough interconnection and packaging problems arise, FLEXSTRIP® jumpers and FLEXPAC™ Cable-Connector Assemblies offer the custom flexibility you need.

FLEXSTRIP® jumpers give you greater reliability and easier installation than conventional point-to-point wiring. They feature flat conductors for life-long flexibility, round pin ends and uniform pitch spacing for easy PCB insertion. Hundreds of sizes are available from stock in a variety of insulations, pitch dimensions and pin configurations.

When pluggability is needed, choose the FLEXSTRIP® Header & Socket System. We "connectorize" the ends of our jumper to mate with a special socket mounted on your board. A nylon tab locks



the jumper into place and functions as a strain relief/handle.

Tougher applications? Try our FLEXPAC™ system. With off-the-shelf convenience, you get custom assemblies utilizing FLEXSTRIP jumpers, high-flex cable or your own custom flexible circuits . . . combined with our FLEXPAC solder-pin contacts, single or double row socket connectors, or card edge connectors.

For complete data, contact Customer Service, Thomas & Betts Corporation, Ansley Electronics Division, 920 Route 202, Raritan, N.J. 08869; (201) 469-4000.

T&B

Ansley Electronics Division

Where Interconnection Meets Imagination.

SEE IT ALL.

HARDWARE, SOFTWARE...

Nothing reflects the changing face of the computer industry more accurately than COMDEX.

COMDEX is the computer event designed exclusively for independent sales organizations and your manufacturers and suppliers.

1400 EXHIBITORS...

This year over 1400 exhibitors will showcase the full range of computers, software and related products and services. In the area of software alone, nearly 300 companies will be represented.

55 CONFERENCE SESSIONS...

It's the only event with a rich tradition for providing a comprehensive Conference that is totally focused on ISO problems, productivity and profitability. At COMDEX/Fall '83,

150 experts will present 55 informative seminars.

COMDEX knows ISOs are business people anxious to establish new relationships and solidify the old in our fast changing and increasingly competitive industry.

Because in the computer industry, staying on the forefront is important.

What's new today may be outdated tomorrow. And COMDEX is

the one show that allows you to build, expand and strengthen your entire product line.

PRE-REGISTER TODAY...

This year's show has been expanded to five full days to enable you to see it all. Pre-register for COMDEX/Fall '83 today and take part in the world's foremost computer event. Call our Registration Department at (617) 449-6600.

COMDEX™/Fall '83

November 28 to December 2, 1983
Las Vegas, Nevada

For more information, call or write: COMDEX/Fall '83, ISO Registration,
300 First Avenue, Needham, MA 02194 • (617) 449-6600

Presented by THE INTERFACE GROUP, Inc., world's leading producer of computer conferences and expositions including COMDEX/Fall, COMDEX/Europe, COMDEX/Spring, INTERFACE, FEDERAL DP EXPO and the nationwide COMPUTER SHOWCASE EXPOS.

Announcing the only computer graphics source book that can keep up with the technology.

Finally, the definitive directory you've been asking for. From the industry's leading publication. Compiled and edited by the staff of *Computer Graphics World*, this is the first truly comprehensive source book on computer graphics. It gives you the depth and breadth you need to stay ahead of the fastest-moving segment of the computer industry.


FULL-SPECTRUM COVERAGE Over 1,200 listings of hardware, software, consultants, service bureaus, associations, conferences and educational sources. Including recent start-up companies. Fully cross-referenced and indexed for easy use.

EVERY APPLICATION From animation to visual arts, you'll find the products for your specific applications.

EVERYTHING ABOUT VENDORS A complete listing with detailed company profiles.

AUTHORITATIVE COMMENTARIES
The latest trends in technology.

Whether you're a user or a supplier, this is the source book you need. Order now for delivery in Fall, 1983.



Pre-Publication Discount: Save \$10

U.S. Price: ~~\$80~~ ^{\$70} International Price: ~~\$90~~ ^{\$80}

YES, send me _____ copies of the 1984 Computer Graphics Directory as soon as it comes off the press.

Name _____ Company _____

Title _____ Address _____ City _____


State _____ Zip _____ Country _____ Phone () _____

() Check or money order enclosed () Bill me () Charge my () VISA () MasterCard



Number _____ Exp. Date _____

Signature _____


Mail this order form to:
Computer Graphics World C/O PennWell Directories
P.O. Box 21278, Tulsa, OK 74121

**Computer
Graphics
World** 
PennWell Advanced Technology Group
CWSLCTDA

I understand that I can inspect this directory for 15 days without obligation. If not completely satisfied, I can return it for a full credit or refund.



**THE NEW
SONY
1 MEGABYTE
SYSTEM.
TRY IT ON
FOR SIZE.**
(SOME ASSEMBLY REQUIRED.)



© 1983 Sony Corporation of America. Sony is a registered trademark of Sony Corporation.

If your mass storage needs are truly massive, but your space is minuscule, get out your scissors. And get in on the cutting edge of Sony technology.

The innovative Sony double sided, double density Micro Floppydisk is only 3½" on a side, but a whole Megabyte deep.


And you can fit two Sony 3½" drives into the same cubic space as one ordinary 5¼" unit. Think of all the programs and applications that will hold. And, drive for drive (1 Meg or 500 K), Sony costs no more.

Try this Sony on for size. When you see how well it fits your needs, we'll get you as many as you want.

Fully assembled.

For more data, call (N.J.) 201-930-6030 or (Calif.) 415-961-9060.

How to assemble life-size Sony Micro Floppydisk system: Remove these pages and paste to cardboard. Cut out 3½" Micro Floppydisk, front



panel of drive, and remainder of drive (cutting around tabs). No, you haven't lost the back panel. We didn't include it. Now cut slots for tabs and cut space in front panel for disk. Fold, and insert tabs, where

indicated. Now see how comfortably one Megabyte fits into the prototype of your choice.

SONY
Data Products

Sony Communications Products Company

Line expander



The model 6641 series line expander is an active baseband repeater. It allows a network to operate in star, extended star, multidrop, or combination star and multidrop arrangements. In a star configuration, a coax cable connects the expander to a MUX. Longer coax cables link the expander to four remote MUXes that demultiplex the data for distribution to terminals. An extended star arrangement allows more distance between the MUX and the repeater; total distance is 3000'. The device is priced at \$250. **3M**, PO Box 33600, St Paul, MN 55133.

Circle 277

Communication card for IBM PC

Ideacomm 1200 is a plug-in card offering communications with the IBM PC. It runs at 300 or 1.2k baud and combines functions of an inboard async card and an outboard modem into one plug-in unit. An RS-232-C interface can be used as a serial port, and there is an additional plug for voice communications when data communications is not in use. The card snaps into an expansion slot and the user plugs in a modular telephone jack. There are no switches to set, and speed is software selectable or automatically selectable by the card. **IDEAssociates, Inc**, 7 Oak Park Dr, Bedford, MA 01730.

Circle 278

Intelligent communication processor

A communication processor for PDP-11s and VAXes, the ICP 1600 features code compatibility with the host instruction set. A single hex-height card has eight programmable sync/async serial communication ports and 256K bytes of RAM. Each communication channel supports bit or byte protocols. With a smart bus master concept, DMA transfer rates are achieved between processor and host memory with minimal bus contention problems. An optional device implements the data encryption std. **Simpact Associates, Inc**, 5520 Ruffine Rd, San Diego, CA 92123.

Circle 279

Stat MUX/modem combination

Functioning as a 2-channel stat MUX and a modem, the 2X212 Modemplexer is 212A compatible. The full-duplex, 1.2k-baud device is designed for timesharing operations since it enables two remote terminals to transmit on one line. It features auto dial/answer, auto redial, and auto selection of correct dialing mode. The device also provides speed dialing, stored number directory (up to 10 numbers), continuous memory, and dynamic buffering of up to 3000 chars/port. The modem is priced at \$995. **Omnitac Data, Inc**, 2405 S 20th St, Phoenix, AZ 85034.

Circle 280

Mini couplers for fiber optics

The MC series of mini optical directional couplers is designed for taps or feeds in digital and analog fiber optic systems. The couplers' dimensions are 50 x 11 x 8 mm and they weigh less than 1 oz. They are available in the step or graded index fiber with 0.5-m fiber leads for splicing into fiber optic cable systems. Characteristics of the devices include low insertion loss, high directivity, and various splitting ratios. **Phalo/Optical Systems Div**, 900 Holt Ave, East Industrial Park, Manchester, NH 03103.

Circle 281

Two LAN components

The Technical Control and Management System (TCMS) and the CMUX-3270 cable MUX are two LAN components. The TCMS is a menu-driven system that provides network managers with tools to monitor operating parameters and detect failure and service degradation. Consisting of a monitor and a database management system, the TCMS provides status reports that it combines with data management information. The cable MUX is an interface device linking IBM 3270 peripherals with an IBM 3274 control unit. The TCMS is priced at \$7500 and the MUX is priced at \$3375. **Wang Laboratories, Inc**, 1 Industrial Ave, Lowell, MA 01851.

Circle 282

Ethernet router

Linking eight remote Ethernet networks, the GS/3 Internetwork Router uses a common point-to-point connection media. The communication processing system supports from two to eight communication lines with a max aggregate data rate of 304k bps in the fully con-

figured system. It has the full implementation of the XNS transport protocols and uses RS-232/423 or 422 sync communication ports. The unit consists of three logical modules for communications, Ethernet interfacing, and serial interfacing. The GS/3 is priced at \$9900; additional communication lines cost \$1900. **Bridge Communications, Inc**, 10440 Bubb Rd, Cupertino, CA 95014.

Circle 283


Internal IBM PC modem

The PM-300 is a 300-baud modem hardware package designed for internal mounting in the IBM PC. This FCC-certified modem is compatible with Bell-103, COMPAC software, and other IBM PC communication software. It offers auto answer with a selectable number of rings before pickup and dial out. No RS-232 cards or connectors are needed. The modem and COMPAC software are sold as a system. COMPAC consists of a videotex program to support async communications. It has auto log on, file download, and upload capabilities. The system sells for \$249.95; the software is available separately for \$69.95. **Avcom, Inc**, PO Box 29153, Columbus, OH 43229.

Circle 284

Point-to-point modem system

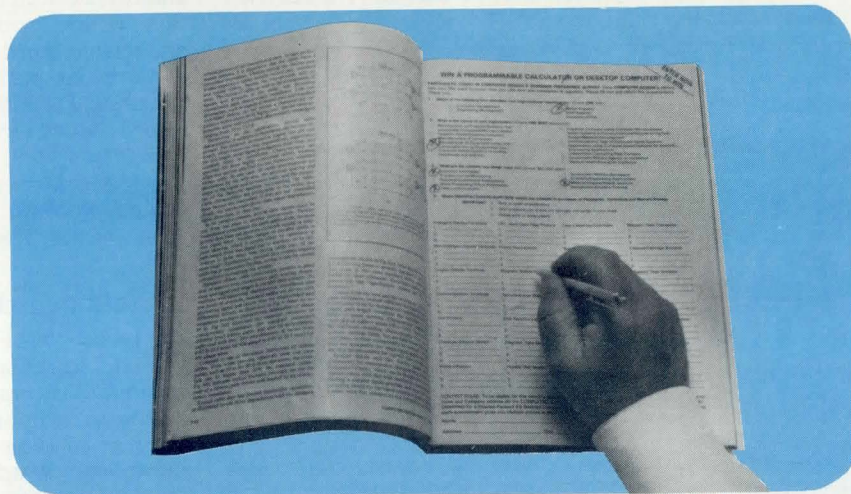
The RV.29/2 is a full-duplex v.29-compatible sync modem system. It has an integral line contender that allows a single DTE or two collocated DTEs to share one 3002 unconditioned 4-wire private line. The first DTE to raise "request to send" gains control of the transmit circuitry. The system normally operates at 9.6k bps, but it will operate at the fallback rate of 4.8k bps if necessary. The LSD-6C line-saving device can be used with the system when more than two DTEs are used. The modem system is priced at \$2495. **Rixon Inc**, 2120 Industrial Parkway, Silver Spring, MD 20904.



Circle 285

Take a Few Minutes to HELP OUR EDITORS HELP YOU

YOU MAY WIN A VALUABLE PRIZE IN THE PROCESS




In every issue of *Computer Design* you'll find a bound-in survey questionnaire entitled "Designer Preference Survey." Your participation in these surveys is important. Your answers are significant. They tell our editors what's going on in the marketplace, what kinds of systems you are designing, how your product choices are shaping up, what products, subsystems, equipment and components you are using or would like to use.

The answers you supply can guide our editors in selecting the topics, features, and technical data that will be on target with the kinds of projects you are working on.

The questionnaires also alert manufacturers to your needs. The inputs you give us help them to develop products with the speeds, ranges, capacities, etc. that you require.

As an added incentive, each questionnaire returned gives you a chance to win a valuable prize. Drawings are made each month, with a grand prize drawing at year end.



MONTHLY DRAWING
HP 41C
PROGRAMMABLE CALCULATOR

The HP 41C offers advanced problem-solving power yet is easy to use. Communicates in words as well as numbers. Can be programmed to meet your specific needs. Fifty-eight popular functions, 130 total operations in function library. You can add peripherals and extension modules to expand capabilities.



ANNUAL DRAWING
HP 85
DESK TOP COMPUTER

This portable (20#) unit includes an alphanumeric keyboard, tape drive, thermal printer, built-in 56 K byte memory, CRT screen, and 150 built-in HP BASIC language commands. You can add peripherals and software packages to expand system capability. A \$2800 value!

COMPUTER DESIGN

The only computer magazine that concentrates on design.
The only design magazine that concentrates on computers.

Statistical MUX series

The Multi-MUX series of stat MUXes are available in 1-, 2-, 4-, and 8-channel versions. Both point-to-point and multi-point networks are supported. Channels accept async data at any speed up to 9.6k bps for transmission over a single sync full-duplex link. Total peak input rate is 19.2k bps. Auto speed selection,

dynamic buffer allocation, and CRC error detection/correction are provided. Complete diagnostic capabilities with local, remote, and self-test are available as well as seven system status indicators. The 4-channel version is \$1295 and the 8-channel version is \$2095. **Multi-Tech Systems, Inc.**, 82 Second Ave SE, New Brighton, MN 55112. **Circle 286**

Interfacing MUX

The SCD-DZV11 is a microprocessor-based, 8-line MUX for the EIA/CCITT V.24 interface. The dual-wide, async MUX supports RS-232-C terminals or remote lines and plugs directly into LSI-11 Q-bus-based systems. It has jumper-selectable address and vector assignments. In addition, it uses modem control and programmable speed for character length and stop bits and is compatible with DEC operational and diagnostic software. Included are two cables with 40-pin berg to four 25-pin RS-232-C female connectors. The 100-piece price is \$715. **Sigma Information Systems**, 6505 Serrano Ave, Anaheim, CA 92805. **Circle 287**

Home Sweet Home for Your Multibus*

Finally there's a system chassis that is designed and manufactured with the thoroughness and care you expect in your Multibus system. It's Electronic Solutions' new Multichassis™.

- 9 slots, 0.6" spacing—or 7 slots, 0.75" spacing
- Hefty 4-output 300W power supply— 40A at +5V
- Cool operation even with high-density boards

There's a field-proven card

cage and backplane, plus full RFI filtering, locking front panel function switch, power fail detection, and quiet dual cooling fans with quick-change filters.

And best of all, the removable front panel lets you easily customize the Multichassis to match your company color and logo.

So treat your Multibus system to an elegant but affordable new home—the Multichassis by Electronic Solutions. Call us today for full specifications and prices.





Electronic Solutions

5780 Chesapeake Ct.
P.O. Box 85244
San Diego, CA 92138
Call Toll Free
(800) 854-7086

In California (619) 292-0242

In Canada call:

Transduction Ltd. (416) 625-1907



*Multibus is a trademark of Intel Corp.

Ethernet transceiver

The model 2010EB transceiver operates with both heartbeat and watchdog timer features. Heartbeat circuitry allows the transceiver to inform the connected station that collision detection circuitry is operational. Watchdog timer circuitry limits the amount of data sent out in a particular packet by cutting off the signal after 60 ms. The transceiver operates at a 10M-baud data rate. It features a self-adjusting spring-action stinger that maintains contact with the center cable conductor. The model is priced at \$232.80. **TCL Inc.**, 2066B Walsh Ave, Santa Clara, CA 95050. **Circle 288**

Local Ethernet interconnect

This device permits eight stations to be connected to an Ethernet LAN, or it can be used as a standalone system. Called the DELNI, it accepts transceiver cables from Ethernet communication controllers and can be attached to the network through a dedicated port. The interconnect follows the CSMA/CD protocol and is compatible with the Ethernet spec. The data rate is 10M bps. An external switch enables a network system manager to partition grouped stations into standalone stations for running applications that require either security or performance testing. The unit is priced at \$995. **Digital Equipment Corp.**, 10 Main St, Maynard, MA 01754. **Circle 289**

October Preview—
*A Special Report on
microprocessors and
microcomputers.*

This publication is available in microform.



University Microfilms International

Please send additional information for _____
(name of publication)

Name _____

Institution _____

Street _____

City _____

State _____ Zip _____

300 North Zeeb Road
Dept. P.R.
Ann Arbor, Mi. 48106
U.S.A.

30-32 Mortimer Street
Dept. P.R.
London W1N 7RA
England

Remember when "Made in Japan" was a joke?

Now "Made in Japan" is a mark of excellence on cars, stereos, cameras,

television sets and many other products.

And "Made in America" is seen less and less.

Why are other countries, like Japan, producing better products? A big reason is their growing



supply of quality engineers.

These countries are now producing more of the people who make the products—more good engineers, physical scientists and mathematicians.

So how can we continue to compete with countries like Japan and West Germany? One important way is by making sure our colleges and universities can

MADE IN W. GERMANY

keep producing enough good engineers and scientists.

And that requires money —money to help American colleges fight skyrocketing costs.

Colleges need money to

FRANCE

Colleges need money to help students earn graduate degrees. And, just as important, to continue vital research.

So please make sure your company gives as much as it can to the colleges of its choice. It's the only way your business will

MADE IN SWEDEN

have all the new engineers—and new ideas—it will need to compete against the world.

And the best way to keep "Made in America" a sign of quality.

IF ENOUGH GOOD ENGINEERS AREN'T MADE IN AMERICA, WHAT WILL BE?

MADE IN JAPAN

make professors' salaries competitive with industry, keeping them in the classroom. Right now, 10 percent of all full-time engineering faculty positions are unfilled, creating overcrowded classes. And threatening the quality of education.



Send for our free booklet, "Guidelines —How to Develop an Effective Program of

Corporate Support for Higher Education." Write CFAE, 680 Fifth Ave., New York, NY 10019

Help preserve American know-how. Give to the college of your choice.


COUNCIL FOR FINANCIAL AID TO EDUCATION, INC. CFAE Ad A PUBLIC SERVICE OF THIS MAGAZINE 680 FIFTH AVENUE, NEW YORK, NY 10019 AND THE ADVERTISING COUNCIL

AID TO HIGHER EDUCATION CAMPAIGN

BUSINESS PRESS AD NO. AHE-1331-82 - 7" x 10" (110 Screen)

Volunteer Agency: Doyle Dane Bernbach, Inc. Volunteer Coordinator: H. Lloyd Taylor, E.I. du Pont de Nemours & Co.

BP-3-82



It's easy to interface your 1/2" drive to a DEC computer. When you have connections.

Dataram provides tape drive connections to your host LSI-11, PDP-11, or VAX computer, with a family of couplers/controllers that operate in NRZI, PE, or GCR modes. Dataram's couplers/controllers operate with 1/2" tape drives from all major manufacturers. As slow as 25 ips — or as fast as 125 ips. 200 BPI to 6250 BPI. With TM11 and TS11 emulations.

Start-stop or streaming. Efficient streaming is supported by a unique RSX-11M utility, FASTSAVE-11M, which provides optional backup and save capability for Dataram's streamer coupler. A full one-year warranty is standard.

For more information about 1/2" drive connections, call (609) 799-0071. We'll help you make the connection you need!

STANDARD AND STREAMER		GCR
AMPEX	KENNEDY	STC
CIPHER	PERTEC	TELEX
CDC	S. E. LABS	
DATUM	TANDBERG	
DIGI-DATA	TDX	

Dataram Corporation. Princeton Road.
Cranbury, NJ 08512. (609) 799-0071.

LSI-11, PDP and VAX are registered trademarks of Digital Equipment Corporation.
FASTSAVE is a trademark of Computer Systems Advisors.

DATARAM

**101
Reasons
To Choose
SPI As
Your
HC/HCT
Source.**

- | | | | | | |
|---------------|--------------|--------------|--------------|--------------|--------------|
| 1. 74HC00 | 2. 74HC02 | 3. 74HC04 | 4. 74HC08 | 5. 74HC10 | 6. 74HC11 |
| 7. 74HC12 | 8. 74HC14 | 9. 74HC20 | 10. 74HC27 | 11. 74HC30 | 12. 74HC32 |
| 13. 74HC42 | 14. 74HC73 | 15. 74HC74 | 16. 74HC75 | 17. 74HC76 | 18. 74HC77 |
| 19. 74HC80 | 20. 74HC82 | 21. 74HC83 | 22. 74HC85 | 23. 74HC86 | 24. 74HC90 |
| 25. 74HC93 | 26. 74HC107 | 27. 74HC109 | 28. 74HC112 | 29. 74HC113 | 30. 74HC125 |
| 31. 74HC126 | 32. 74HC132 | 33. 74HC133 | 34. 74HC138 | 35. 74HCT138 | 36. 74HC139 |
| 37. 74HCT139 | 38. 74HC147 | 39. 74HC148 | 40. 74HC151 | 41. 74HC153 | 42. 74HC157 |
| 43. 74HC158 | 44. 74HC160 | 45. 74HC161 | 46. 74HC162 | 47. 74HC163 | 48. 74HC164 |
| 49. 74HC165 | 50. 74HC167 | 51. 74HC173 | 52. 74HC174 | 53. 74HC175 | 54. 74HC176 |
| 55. 74HC177 | 56. 74HC182 | 57. 74HC192 | 58. 74HC193 | 59. 74HC194 | 60. 74HC195 |
| 61. 74HC238 | 62. 74HC239 | 63. 74HC240 | 64. 74HCT240 | 65. 74HC241 | 66. 74HCT241 |
| 67. 74HC242 | 68. 74HC244 | 69. 74HCT244 | 70. 74HCT245 | 71. 74HC251 | 72. 74HC253 |
| 73. 74HC257 | 74. 74HC258 | 75. 74HC266 | 76. 74HC273 | 77. 74HC280 | 78. 74HC298 |
| 79. 74HC365 | 80. 74HC367 | 81. 74HC373 | 82. 74HCT373 | 83. 74HC374 | 84. 74HCT374 |
| 85. 74HC393 | 86. 74HCT502 | 87. 74HC533 | 88. 74HC534 | 89. 74HC540 | 90. 74HCT540 |
| 91. 74HC541 | 92. 74HCT541 | 93. 74HC573 | 94. 74HCT573 | 95. 74HC574 | 96. 74HCT574 |
| 97. 74HCT670 | 98. 74HC4002 | 99. 74HC4017 | | | |
| 100. 74HC4020 | | | | | |

101. The last reason is we can deliver the first hundred reasons on time.

For more reasons, call SPI at (408) 945-1500. Or write us at 1971 N. Capitol Avenue, San Jose, CA 95132. TWX: 910-338-0025.

SPI 1971 N. Capitol Ave., San Jose, CA 95132

Please have a salesman call. My interest is in:

High Speed CMOS Logic CD

Name _____

Title _____

Company _____

Address _____

City _____

State _____ Zip _____

Telephone _____

Application _____

SPI
Solutions In Silicon

Single-user operating system

The CP/M 8-16 operating system is a proprietary implementation of CP/M-86 Version 1.1. It is designed to operate with 8085/8088 based System 816 computers. The single-user system allows both 8-and 16-bit applications programs to run on the same microcomputer. Dual-processor architecture runs directly on the

processor, not in emulation mode. System throughput is increased with the interrupt-driven DMA floppy and hard disk controllers and by the proprietary M-Drive/H solid state disk memory device. The operating system costs \$450 with software upgrade available for \$150. **CompuPro**, Oakland Airport, CA 94614. **Circle 290**

Operating system for Eclipse®


Sphinx is a Unix-based operating system for the Eclipse® computer family. The system is compatible with the system III version in form, content, interface, and documentation. Software features include enhanced software development through the source code control system and high-level AOS/VS programming. It offers the Unix capability of pipes and filtering, where pipe is a command string acting as an interface for data filtered between programs. The software price is based on the number of users and ranges from \$9845 for 16 users to \$27,845 for more than 64 users. **Data General Corp, Information Systems Div**, 4400 Computer Dr, Westboro, MA 01581. **Circle 291**

Pascal version

Micro Concurrent Pascal (mCP) is a high level language for programming realtime embedded systems. The mCP provides process, monitor, and class constructs for Concurrent Pascal. It introduces the device-monitor constructs permitting hardware interaction directly from the software. Programs compile into pseudo-code (P-code) that can be either interpreted or native assembly language code. Designed for microprocessors, the p-code is reentrant, relocatable, and completely PROMABLE. Features include interrupt handling capabilities and separate compilation and assembly language routine calls. **Enertec, Inc**, 19 Jenkins Ave, Lansdale, PA, 19446. **Circle 292**

VME/68000 operating system

VMEFORTH/32 is a realtime operating system that uses the capabilities of the 68000 and 68010 processors in a VMEbus configuration. The 32-bit language system allows users to perform 16-, 32-, and 64-bit mathematical operations. Features include direct address to 16M bytes of memory with no paging, control from the resident system with no overlays, 2000G bytes of directly accessible disk storage capability, 230K bytes of user program space in a 256K partition, and unlimited size of user partitions. Full 32-bit operating system capability includes 32-bit stacks, 32-bit wide I/Os, 32-bit addressing without degradation, and 32-bit precision for math primitives. **Astraea Computer Corp**, 846 Del Rey Ave, Sunnyvale, CA 94086. **Circle 293**



Fast Service On

Magnetic Tape Heads

For your design, Vikron tape heads offer superior performance with critical parameters such as crosstalk rejection, wear life and low core losses. Work with us on your design, prototype and production of heads for plastic cards, paper cards, magnetic strips and tape.

- CARD READER HEADS
- DIGITAL READ/RECORD HEADS
- GENERAL DIGITAL HEAD

Call (715) 483-3233

FREE HEAD SELECTION GUIDE

Name _____ Title _____
 Company _____
 Address _____
 City _____ State _____ Zip _____

VIKRON

P.O. Box 737
 520 Blanding Woods Rd. So.
 St. Croix Falls, WI 54024
 Phone (715) 483-3233
 Telex 291099

Spelling errors can be a capital offense.



FREE YOUR USERS.

If you build computer systems (hardware or software), you should provide spelling assistance to your users by selecting the right Proximity OEM Software Solution. They deserve it. In fact they are probably starting to demand it, because the news is out that computerized spelling assistance is truly beneficial.

Computers that spell can help us write, and that's welcome news for the millions of us who are less-than-perfect spellers! So don't stop with word processing. Spelling assistance is needed in Electronic Mail, Databases and Spreadsheets.

For micros—or mainframes—Proximity's high quality OEM software provides immediate integrated solutions to the problems of spelling error detection, correction and hyphenation. With our highly portable C-language modules, integration is a breeze. And the results will be

fast, compact and accurate. Look to us for future products that can deliver even more linguistic advantages in an integrated environment.

Our devotion to quality is not limited to programming. Proximity's English data bases are edited and supported through an exclusive partnership with Merriam-Webster Inc.—publishers of the best-selling dictionary of the English Language.

Whether you're in software development or in marketing, you'll find that we have designed our systems for you. We'd like to free your users from the consequences of pointless spelling errors while helping them to create in a more supportive environment.

Let us show you how our technology can help your products spell. And sell.

PROXIMITY™



3511 NE 22nd Avenue Fort Lauderdale, Florida 33308

1-(800) 323-0023

CIRCLE 132

COLOR GRAPHICS BOARDS

1024 X 1024



MATROX GXB-1000 - The complete color graphics solution.

The GXB-1000 is a complete color graphics display system implemented on two Multibus boards. The system executes a display file containing high level graphics commands, generated by the user's host CPU. The GXB-1000 includes all the necessary hardware and software to draw lines, polygons, circles, characters, etc.

The unmatched performance and low cost of GXB-1000 make it the perfect solution for OEM color graphic displays. Additionally, Matrox can provide RGB monitors, CPU boards, memory boards, cardcages and keyboards for complete display system requirements.

Multibus - TM Intel, *QTY 100

DISPLAY RESOLUTION: 1024 x 768 pixels non-interlaced at 60Hz or up to 1600 x 1200 pixels interlaced at 30Hz

READ/WRITE AREA: 1024 x 1024 x 4 bits/pixel expandable to 1024 x 1024 x 16 or 2048 x 2048 x 4

SPEED: Four on-board processors draw graphics primitives at 50 to 800 nsec/pixel

COLOR: 16 display colors from a palette of 256

SOFTWARE: On-board 16 bit CPU with resident graphics software interprets over 256 commands

MODULARITY: GXB-1000 is fully Multibus compatible (IEEE-796), and requires only + 5V

PRICE: \$3225.00 complete*



matrox
electronic system/ ltd.

US & CANADA
5800 Andover ave., T.M.R., Qué. Canada H4T 1H4
Tel.: (514) 735-1182 Telex: 05-825651

EUROPE
Herengracht 22, 4924 BH Drimmelen, Holland
Tel.: 01626-3850 Telex: 74341 MATRX NL

CIRCLE 133

SYSTEM COMPONENTS / SOFTWARE

Streaming software for TI 990

A streaming software utility package, the Stream DX10 is designed for the TI 990 minicomputer line. The standalone software allows continuous transfer of data from disk to tape. It streams DX10 compatible disks to formatted drives as fast as 100 ips, 1.6k bpi via a multifunction tape controller. Software uses a sector map for a continuous rather than a broken reading process. Error handling is a std feature in which the utility will check data 25 times for verification. The software is available on TI/ANSI compatible 800- or 1.6k-bpi mag tape for a 1-time \$500 charge. **Spectra Logic Corp**, 1227 Innsbruck Dr, Sunnyvale, CA 94086. **Circle 294**

IBM PC/Unix software link

The FUSION version 2.0 network software links MS-DOS-based IBM PCs to 8086, 68000, 16032, PDP-11, and VAX processors. The software applies to systems running

Unix and Unix-like operating systems on an Ethernet LAN. It incorporates a complete implementation of Xerox's XNS internet transport protocols and provides file transfer, virtual terminal, and network utility programs. The file transfer program allows the user to move groups of files or directory hierarchies between PC and Unix systems with a single command; the virtual terminal function allows remote log in. **Network Research Corp**, 1964 Westwood Blvd, Los Angeles, CA 90025. **Circle 295**

I/O software for IBM PC

PCLAB and PCTHERM are realtime software for analog and digital I/O interfaces. They complement the line of plug-in data acquisition hardware products for the IBM PC. Both are libraries of routines to be called from BASIC under PC-DOS. The packages consist of two parts: a save module, which contains

machine language routines to be called from IBM BASIC, and a set of standalone data acquisition and control utilities. Single-unit price for PCLAB is \$495; for PCTHERM, \$695. Both are on single-sided, single-density (160K-byte) floppy diskette. **Data Translation**, 100 Locke Dr, Marlboro, MA 01752. **Circle 296**

Onchip operating system

Micro-51/OS is an onchip, realtime, multitasking operating system. Designed for realtime control applications in consumer and industrial products, it operates on the 8051 family of single-chip microcomputers. The operating system allows up to 16 application tasks to execute in a single-chip or expanded hardware environment. Available on diskette or EPROM, the \$750 package includes a complete user's guide and examples of application tasks. **Micro Computer Control**, PO Box 275, Hopewell, NJ 08525. **Circle 297**

ANNOUNCING THE WY-50.
PRETTY BABY
 A NEW GENERATION OF LOW-COST TERMINALS FROM WYSE.



Never before has anyone put so much into something so good looking. Or so compact. It took revolutionary design to do it. Design a lot of people couldn't accomplish for the price. But we did.

In fact, the birth of the WY-50 introduces a new standard for low cost terminals. It was conceived to give you 30% more viewing area. Developed to meet the most advanced European ergonomic standards. And best of all, delivered for a surprisingly low price.

The WY-50 sells for only \$695.00.

BORN WITH ADVANCED FEATURES:

- 14" screen.
- 80/132 column format.
- Soft-set up mode.
- High resolution characters.
- Low-profile keyboard.
- Industry compatible.
- Only \$695.00.

For more information on the revolutionary design, outstanding features and unique good looks of our Pretty Baby, contact WYSE TECHNOLOGY

and we'll send you a brochure filled with everything you need to know.

The WY-50. It's a real beauty.

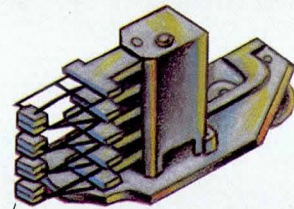
WYSE *Make the Wyse Decision.*

WYSE TECHNOLOGY, 3040 N. First St., San Jose, CA 95134, 408/946-3075, TLX 910-338-2251, in the east, call 516/293-5563, call toll-free, 800/538-8157, ext. 932, in CA 800/672-3470, ext. 932, in the midwest, 313/227-5011, in So. CA, 213/340-2013.

A CRASH COURSE IN DISK AND DRIVE TESTING:

Disk Testing

ADE RVA instruments will show you how to test excessive acceleration, flatness, radial waviness, datum positioning, axial run-out and thickness.

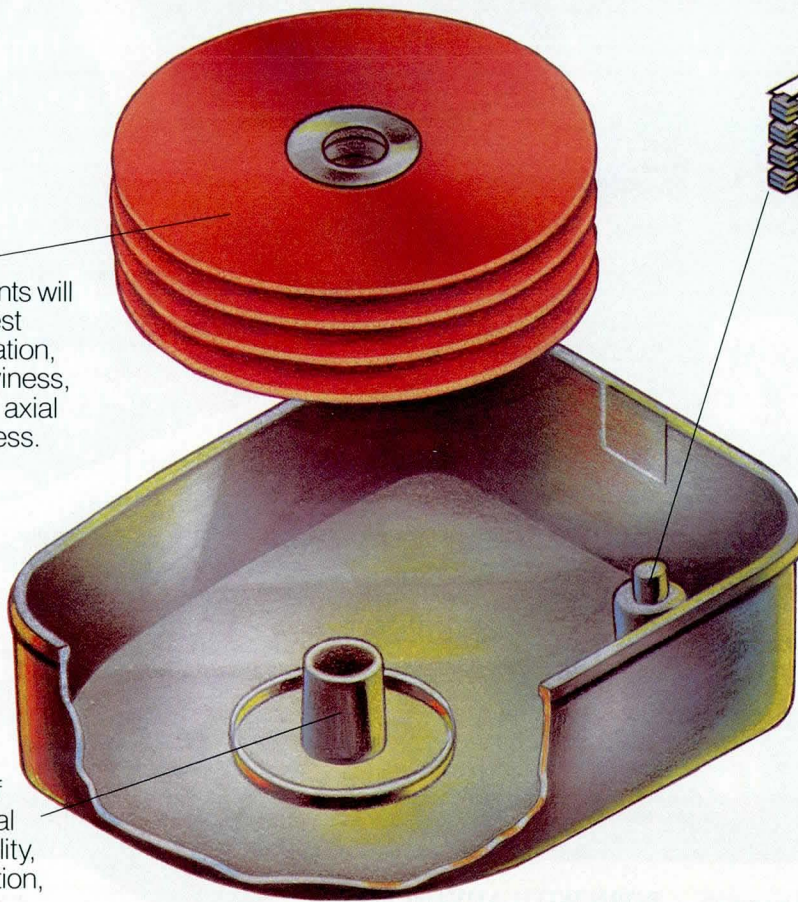


Head/Assembly Testing

ADE RVA instruments give you advanced instruction on head positioning accuracy, head motion studies, dynamic flight characteristics, pitching and rolling.

Spindle Testing

Learn the nuances of testing axial and radial runouts, bearing quality, axial/radial acceleration, non-repetitive runout, radial resonance, wobble, and high frequency vibration.



ADE RVA instruments maintain quality control from design through production. Only ADE systems can measure dynamic displacements from tenths of microinches to thousandths of an inch from 0 to 50 KHz frequency response. Sign up for the ADE course (every major manufacturer of disks and drives already has).

ADE Corporation
77 Rowe Street
Newton, MA 02166
Telephone: (617) 969-0600
Telex: 922415



IBM-compatible workstation



A color raster workstation, the DC/4250 is driven by a controller that executes both the IBM 3250 graphics command set and a color raster set of extensions. The workstation is packaged in an ergonomic console and features a 19" display monitor with 1024 x 1024 resolution. A 4096-color palette is available from which 16 colors can be chosen for simultaneous display. Image refresh is generated with a 20-MHz (50-ns) pixel writing rate. A 1280 x 1024 resolution is available optionally, as is refresh buffer memory expansion to 128K bytes. In a typ configuration, the workstation sells for less than \$43,000. **Adage, Inc.**, 1 Fortune Dr, Billerica, MA 01821

Circle 298

Unix floating point option

The FPP-8/01 is a 2-board floating point processor option for the System 8000 family of supermicros. Implemented in hardware with bit-slice architecture, the boards meet the IEEE std for binary floating point arithmetic. It offers performance of 0.12M flops and performs all internal operations in double-extended precision with a 19-decimal digit accuracy. It operates on floating point numbers ranging from 10^{-4932} to 10^{4932} . The boards consist of five functional units: the ZBI interface unit, microcode sequencer and control store, sign engine, exponent engine, and fraction engine. The set is priced at \$5450. **Zilog Corp.**, 1315 Dell Ave, Campbell, CA 95008.

Circle 299

Hardware floating point unit

Designed for the Universe 68 line of 32-bit computers, this hardware floating point unit provides single- (32-bit) and double-precision (64-bit) arithmetic. A system configured for scientific applications includes floating point hardware, 32M-byte Winchester, and 1M byte of high speed main memory. The floating point unit is mounted on a single VERSABUS PC card. The price for the unit is \$2750. **Charles River Data Systems, Inc.**, 4 Tech Circle, Natick, MA 01760.

Circle 300

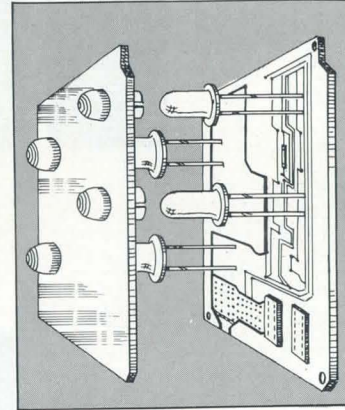
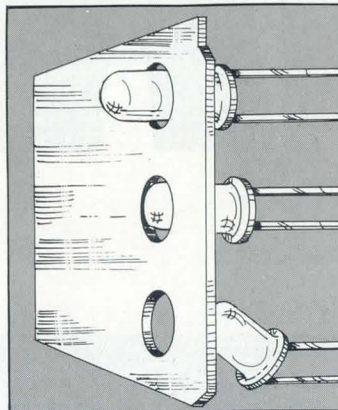
APL array processor

The APL machine delivers mainframe APL performance using array architecture. A typ configuration consists of a 4M-byte array processor, an IBM PC workstation, a 124M-byte hard disk, and a dual mode tape drive. An APL interpreter runs in the 12.5-MHz 16/32-bit super micro control processor, handling all syntax and conformance checking.

The array processor can execute up to 10M full floating point operations. A memory manager allows the user to nest applications and to share code among concurrent processors. Prices for the APL machine, with a 0.5M-byte memory, start at \$44,000; a typ system costs \$85,000. **Analogic Corp.**, Audubon Rd, Wakefield, MA 01880

Circle 301

IDI Saves You Money On Through-The-Panel LED Assembly.



Problem:

Mount LEDs precisely to match openings in legend panels.

User's Original Solution:

Bare LED protruding through a legend panel. Chance board cracking if stress is applied to the LED, require minimum clearance around the LED— making time-consuming precision alignment mandatory.

IDI Packaged Solution:

The 4341 Series lenses for use with printed circuit board-mounted LEDs. Off-the-shelf availability in seven colors from your local IDI distributor.

Benefits:

Mechanical and electrical protection, easy assembly, wide-angle viewing and attractive appearance—the lenses snap into a 23/64" (9mm) diameter panel hole. In

addition to providing protection from static discharge and pressure damage to the PC board, the 4341 Series also offers greater clearance around the LED. The lenses are very tolerant of variations in LED position and height. Consequently, they eliminate the time—and expense—involved with achieving exact alignment of the LEDs. Savings in assembly labor alone can exceed lens cost.

Used with narrow-beam LEDs, the 4341 Series lenses provide attractive appearance with wide-angle viewing. And they show good contrast between off and on states.

Put IDI's 35 years of experience to work for you. Call or write for your free comprehensive catalog of PC board design answers. Start saving today.



Industrial Devices, Inc.
Edgewater, N.J. 07020
(201) 224-4700

RAWA

CADMUS 9000

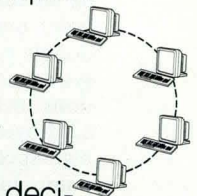
The next step in high-powered processing is here—Cadmus 9000, the most powerful distributed UNIX system in the world.

For starters, it runs under our unique, highly efficient UNISON™ transparent networking software.

And the whole system has been designed from the ground up, with advanced 68000-



based Q-Bus™ architecture and MULTIBUS™ compatibility. Architecture that gives you local area networking via Ethernet or fiber optics. You also get an outstanding selection of third-party software, ranging from integrated deci-



sion support packages to such powerful graphics programs as 3-D Solids Modeling.

POWER

But most of all, you get unprecedented power. Because when you add terminals to a Cadmus 9000, it doesn't get weaker, it gets stronger. Its open-ended architecture gives you configuration flexibility that's simply impossible with any other system because each terminal supplies its own computer power to the network.

THUNDERBOLTSM 24-HOUR GUARANTEED NATIONWIDE SERVICE.

Every Cadmus 9000 is protected by our unique Thunderbolt service agreement. It guarantees service anywhere in the country within 24 hours. Thunderbolt service is part of a complete product support program



developed by Cadmus to keep customers satisfied. The program also includes complete on-site customer training.

MAKE YOUR POWER PLAY NOW.


Call Cadmus for complete information on the most powerful distributed UNIX system in the world. The Cadmus 9000. Now you can have raw computing power. Cadmus Computer Systems, Inc., 600 Suffolk Street, Lowell, MA 01854, 617/453-2899.

CADMUS
COMPUTER SYSTEMS

Cadmus products are available in Europe through PCS GmbH Munich, West Germany (089) 678040.

mark of Bell Laboratories. Q-Bus is a trademark of Digital Equipment Corporation. Ethernet is a trademark of Xerox Corporation. MULTIBUS is a trademark of Intel Corporation.

High speed processor



Based on a 32-bit bit-slice ALU, the RNA processor adds hardware to support high speed shifting of 64-bit operands, stack and scratch RAMs, and parallel array multipliers. The peak instruction rate is 5 MIPS, avg rate is 1 MIPS, multiply time is 1.2 μ s, and floating point is 2 to 3 μ s. The operating system is similar to the UCSD p-system. Microcode supports dynamic linking of code segments. The R-code instruction set supports strings, sets, and packed fields as well as bit, byte, and half-word instructions. Memory addressing range is 32M bytes. Prices start at \$9950. A fully configured system costs \$32,500. **RNA, Inc.**, 4377 First St, Pleasanton, CA 94566.

Circle 302

Memory packaging revision

Series/1 processors have a 30M-byte integrated disk and optional 1.2M-byte diskette with the model 30D packaging. The package decreases purchase prices, maintenance costs, and size. The units can be rackmounted in a modular series/1 frame or used in a tabletop

enclosure. An optional cache memory, which is microprocessor controlled, minimizes physical disk accesses by storing most frequently used data. Depending on the application, cache memory can double disk throughput. Model 30D prices range from \$17,675 to \$23,360. **IBM Corp, Information Systems Group**, 900 King St, Rye Brook, NY 10573.

Circle 303


Unix for 68000 microprocessor

The QU/32 is a 12-MHz 68000/68010-based Unix system. Rated at 1.3 MIPS, the system supports 4M bytes of 100-ns physical memory without address space limitations inherent in other systems. Dual-bus architecture and ported memory together with memory management and arbitration techniques allow memory access without wait states. The operating system is the Berkeley enhanced system III Unix with networking. Pascal, C, FORTRAN, BASIC, Ada, and relational DBMS are available. System pricing starts at \$9900. **Integrated Solutions, Inc.**, 1350 Dell Ave, Campbell, CA 95008.

Circle 304

Enhancement for 11/23-PLUS

System 11/23-PLUS enhances the KDF11-BA CPU with greater board capacity and overtemp protection. It uses the extended LSI-11 22-bit addressing (up to 4M bytes), two serial I/O lines, memory management, user friendly boot/diagnostics, and a line frequency clock.



Design allows expansion of an additional 9 full-quad boards, or 19 half-quad boards, or any combination. The basic system is offered with a choice of 256K or 512K bytes of RAM. In one to nine quantity, prices range from \$4465 to \$5265. **ADAC Corp**, 70 Tower Office Park, Woburn, MA 01801.

Circle 305

Compact display system

The RM-9465 is a compact graphics and imaging display system that consists of a Z80-based display processor and 64K bytes of RAM to store pictures in raster-scan format. It offers a resolution of 1280 x 1024 x 4 pixels and up to 24-bit refresh memory planes. Vector writing speeds are up to 16k vectors/s. The system can display a max of 1.3M colors simultaneously from a 16M-color palette. Features include context switching for independent graphics on multiple workstations, local pan and zoom, coordinate transforms, and split-screen clipping. Prices start at \$11,250. **Ramtek Corp**, 221 Lawson Lane, Santa Clara, CA 95050.

Circle 306

INTEGRATED CIRCUITS

Low power RAM

The CDP1826C is a 64 x 8 CMOS static RAM. The chip has 8 common data input and data output lines, all with 3-state capability. A chip select input, CS/A5, permits the chip to be selected directly from the address bus without latching or decoding. Typ access time after a valid input address is 500 ns. Chip operates in 1 of 3 modes: read, write, or deselect. The deselect mode allows 6 input-address buffers to gate with the chip select function for reduced standby current. The chip operates from a single supply voltage in the 4.5- to 6.5-V range. In quantities of 100, the device is priced at \$2.45 (plastic DIP) or \$9.33 (cerDIP). **RCA Solid State Div**, Rte 202, Somerville, NJ 08876.

Circle 307

Independent read/write RAMs

As a 16 x 4 open collector RAM, the 85S06 has a 35-ns access time; the 85S07 is the Tri-state version with the same access time. The 85S07A offers a 25-ns time. The fully decoded RAMs, which feature a chip-enable input, can be read or written into without one process interfering with another. This allows both data inputs and outputs to be connected to the data lines of a bus-organized system without complex interface circuits. In either plastic or ceramic packaging, prices range from \$2.15 to \$3.25 in quantities of 100 to 999. **National Semiconductor Corp, Microcomputer Systems Div**, 2900 Semiconductor Dr, Santa Clara, CA 95051.

Circle 308

Multifunction peripheral chip

Combining popular peripheral functions on one chip, the MK68901 multifunction peripheral (MFP) is compatible with the MK68000 microprocessor family. The chip's functions include four timers with individually programmable prescaling, an interrupt controller for 16 sources, 8 parallel I/O lines, and a single-channel USART. The full-duplex USART is both async to 62.5k bps and byte-sync to 1M bps, and has a baud-rate generator. A daisy chaining capability allows cascading of multiple MFPs without external logic. The chip sells for \$56.25 each in 100-piece quantities. **United Technologies Mostek**, 1215 W Crosby Rd, Carrollton, TX 75006.

Circle 309



How the Plastics Fanatics lower the ceiling on housing costs.

When tight deadlines and tighter profit margins put the pinch on you and your electronic enclosure costs, no one can help ease the squeeze quite like an American Hoechst service technician. Here's why.

First, he's part of an experienced team of specialists that has worked closely with the electronics industry in developing a *total family* of American Hoechst V-O polystyrenes to solve a wide range of enclosure design and processing problems.

He also knows what it takes to fill your complete needs when it comes to modified, high impact polystyrenes that will give you the durability, heat and creep resistance, color stability and finish characteristics you need—without costly overengineering! He's familiar, too, with all the ins and outs of agency classifications including U.L., IEC, CSA, VDE and others.

Why not give the American Hoechst Plastics Fanatics an opportunity to show you what they can do to help bring your electronic enclosure in on target in terms of time, costs and performance. Circle the reader service number and we'll mail you our free V-O polystyrene brochure and a special design evaluation form. American Hoechst, 289 North Main Street, Leominster, MA 01453.

We're the Plastics Fanatics.™

American Hoechst Corporation


HDPE/Polystyrene/EPS/UHMW Polymer

CIRCLE 138

Hoechst 

CD-9

Information at a touch.



Carroll adds touch advantages to the graphic capabilities of high resolution displays. Quick response for control of steel mills, power plants and pipelines. User friendly in consumer environments. Eliminates keyboarding. Removes language barriers. For information, contact the leader in touch technology.

© 1983 Carroll Touch Technology, Inc.

Carroll Touch Technology

2902 Farber Drive, Champaign, IL 61824
217/351-1700 TWX 910 245-0149

Keeping computers in touch with people

CIRCLE 139

SYSTEM COMPONENTS/INTEGRATED CIRCUITS

In-system write/erase EEPROM

A 16K-byte EEPROM, R5213, is organized as 2K x 8 and has an access time of less than 350 ns. The 24-pin DIP requires a single 5-V supply and TTL-level signals for operation. Six operating modes are available: write/erase inhibit, chip erase, byte erase, byte write, standby, and read. There is no limit to the number of times data may be read, and the device is guaranteed for a minimum of 10k write and erase cycles/byte. The device is pin compatible with the 2816 EEPROM. In volume quantities, it is priced at \$10. **Rockwell International, Electronic Devices Div**, 4311 Jamboree Rd, PO Box C, Newport Beach, CA 92660. **Circle 310**

Video display chip

The TMS9118/28/29 family of video display processors minimize system chip count in video graphic applications by reducing chip count from nine to three. Designed to interface directly with the TMS4416 16K x 4 RAM, the chip generates

video, control, and sync signals. The processor controls storage, retrieval, and refresh of screen memory, which contains video display data. The chips provide 16 colors and sprite and pattern features for easy-to-program color animation capability. Offered in std 40-pin plastic packages, the prices in 10k quantities range from \$9.96 to \$12.10. **Texas Instruments, Inc, Semiconductor Group**, PO Box 401560, Dallas, TX 75240. **Circle 311**

A-D array


Model TMG6001 is a CMOS A-D semicustom array. Specs are in the precision analog range: 2- to 5-mV op amp offset, 10- μ V noise, and 5-MHz bandwidth. Matching specs include capacitance 0.1%, current source 1%, and resistor 0.5%. The chip has applications in A-D, D-A converters, PLL, capacitor filters, and MUXes. Consisting of 16 op amps, bipolar transistors, 4 zener diodes, 80 capacitors, 32 flip-flops, 530 logic gates, and a band gap reference, the device is

TTL compatible and has 42 I/O pads. Developmental costs start at \$20,000. Production costs are based on circuit complexity and quantities. **Telmos, Inc**, 740 Kifer Rd, Sunnyvale, CA 94086. **Circle 312**

Half-power PLAS

Providing a 50% reduction in power dissipation, the L-series of PLAS can replace std PLAS in current production systems. The 35-ns max propagation delay and the 24-mA output drive capability are identical to the std. Typ ac performance parameters are 25 ns for propagation delay and setup time, and 10 ns for clock to output. Programming characteristics are the same as std PLAS, and the devices require no new adapters or other hardware. The half-power PLAS are available in 20-pin plastic, cerDIP, and leadless chip-carrier packages. Prices range from \$6.80 to \$7.50 in 100-piece quantities. **Advanced Micro Devices, Inc**, 901 Thompson Pl, Sunnyvale, CA 94086. **Circle 313**

GIVE US AN INCH. WE'LL WIRE A MILE.



The board section above is for a Burroughs computer using TTL and ECL devices, some packaged in pin grid arrays. 4 mil wire is routed on a 14 mil grid, with three wires between holes. Component density exceeds 2.5 DIPs per in. sq. (14-pin DIP equivalent).

You may be facing stiff technical challenges like this as you design your next generation of product. Challenges that are difficult to meet using traditional circuit board technologies.

That's when Multiwire® can help. We've successfully solved a variety of customer problems involving high-speed logic applications in advanced Schottky and

ECL, high pin-count packages and dense component packaging.

At our Advanced Manufacturing Group, we've provided boards for surface mountable devices and employed alternative substrates such as metal core and polyimides to meet special customer needs.

Multiwire works with you from your initial design stage to finished boards. We can design your board from a schematic or several other design options. So we provide single-source responsibility for your project from start to finish. And we deliver boards routinely in four to six weeks.

We'd like to send you more information on Multiwire. Just

return the coupon below or call our nearest facility.

MULTIWIRE		
10 Andrews Rd., Hicksville, NY 11801		
<input type="checkbox"/>	Please send me your 8-page brochure.	
<input type="checkbox"/>	Please send information on using Multiwire in ECL design.	
<input type="checkbox"/>	Please send more information about the Advanced Manufacturing Group.	
<input type="checkbox"/>	Please call me.	
Name _____		
Title _____		
Company _____		
Address _____		
City _____	State _____	Zip _____
Telephone _____		CD



MULTIWIRE/NEW YORK-31 Sea Cliff Ave., Glen Cove, NY 11542 (516) 448-1428; MULTIWIRE/NEW ENGLAND-41 Simon St., Nashua, NH 03060 (603) 889-0083
MULTIWIRE/WEST 3901 East La Palma Ave., Anaheim, California 92807 (714) 632-7770; MULTIWIRE/ADVANCED MANUFACTURING GROUP 10 Andrews Rd., Hicksville, NY 11801 (516) 938-2000
Multiwire is a U.S. registered trademark of the Kollmorgen Corporation.

Page alterable EEPROM

A 32K-bit EEPROM (4K words x 8 bits), the NCR 52832 uses a single 5-V power supply. Typ read access time is 200 ns; max access time for commercial and military use are 300 and 450 ns, respectively. Erasing is accomplished in either block or page fashion. Writing or storing data is done as a single byte at a time or a page of up to 16 bytes. A memory margining feature is used for measuring the remaining data retention and number of store/erase cycles. The device is available in a 28-pin DIP or 32-pin cerDIP at \$39.60 each in quantities of 100. **NCR Microelectronics Div**, 8181 Byers Rd, Miamisburg, OH 45342. **Circle 314**

Fast 16K PROMS

The 63S1681A and 63S1681 16K-byte PROMS offer a typ speed of 27 ns. The A device offers a 35-ns max access speed, while the second device has a 50-ns max access time. The devices feature low current PNP inputs, full Schottky clamping and 3-state outputs. Organized as 2048 x 8, the PROMS are available in three different

packages: a 24-pin skinnyDIP, a std 24-pin cerDIP, and a 28-pin LCC. They are programmable on most commercially available programmers. Prices range from \$18.50 to \$23.38 each in quantities of 100. **Monolithic Memories, Inc**, 1165 E Arques Ave, Sunnyvale, CA 94086. **Circle 315**

Write protect EEPROM


A 150-ns, 16K-bit EEPROM, the 2816A requires a single 5-V supply and includes onchip circuitry that prevents accidental data erasure. Organized as 2048 x 8, the chip provides 2K bytes of memory. Data can be written at 9 ms and read access times are 250, 350, and 450 ns. The flexible firmware feature has applications in data processing, to implement soft function keys or changeable lookup tables, and in LANS, where each workstation can receive software updates. Prices range from \$17.50 to \$20.90 in 1000-piece quantities. **Intel Corp**, 3065 Bowers Ave, Santa Clara, CA 95051. **Circle 316**

Array provides 90% cell use

A CMOS gate array, the C3900VH has 3900 gate elements and offers a 90% usage of the available basic cells. Typ delay times are 2.5 ns per gate. The chip has a max of 127 I/O pins to accommodate many I/O signals. It is available in a std 40-, 42-, or 48-pin DIP package, as well as in a 48- or 64-pad leadless chip carrier. In addition, std pin grid array packages with either 64, 88, or 135 pins are available. Non-recurring engineering charges are typically \$27,000, and unit pricing at 10k pieces per year is \$48.70 in a 40-pin cerDIP. **Fujitsu Microelectronics, Inc**, 3320 Scott Blvd, Santa Clara, CA 95051. **Circle 317**

October Preview—
Watch for a major staff-written review on microprocessors and microcomputers.

**Close
your eyes.
Now have
someone read
this to you.**



You are blind. A student. Facing four years of college. With about thirty-two textbooks to read. Plus fifty supplemental texts. How are you going to manage?

With Recording for the Blind. Since 1951, we've helped over 60,000 blind, perceptually and physically handicapped students get through school. By sending them recordings of the books they need to read. Free.

Recording for the Blind is non-profit, and supported by volunteers and contributions from people like you who can imagine what it's like to be blind.

Your tax-deductible donation will help our students meet their educational goals. We'd all be grateful.

If you want to know more about us, write:
Station E
Recording for the Blind, Inc.
215 East 58th Street, New York, NY 10022
(212) 751-0860

Recording for the Blind, Inc.
AN EDUCATIONAL LIFELINE.

UNCOMPROMISING CRAFTSMANSHIP

That's what makes us different. The critical difference for superior digitizer performance. ALTEK applies precision craftsmanship to every facet of construction. The result...

UNCOMPROMISING ACCURACY

Every DATATAB®, large or small, has resolution, stability and repeatability of .001". Accuracies to $\pm .003$ "...the highest in the industry.

*"Uncompromising Accuracy
for consistent results"*

UNCOMPROMISING DEPENDABILITY

DATATAB's patented design, proprietary construction and simple control electronics make periodic maintenance unnecessary. Performance is unaffected by use, temperature or humidity.

*"Uncompromising Dependability
for long term reliability"*

UNCOMPROMISING VERSATILITY

Unequaled variety of sizes, models and interfaces. Just compare sizes up to 42" X 130". Models with opaque, backlit, rear projection, translucent or restrained cursor surface. Controllers range from a single printed circuit board to standalone workstations.

*"Uncompromising Versatility. . .
a DATATAB for any application"*

UNCOMPROMISING. . . Our Customers wouldn't have it any other way.

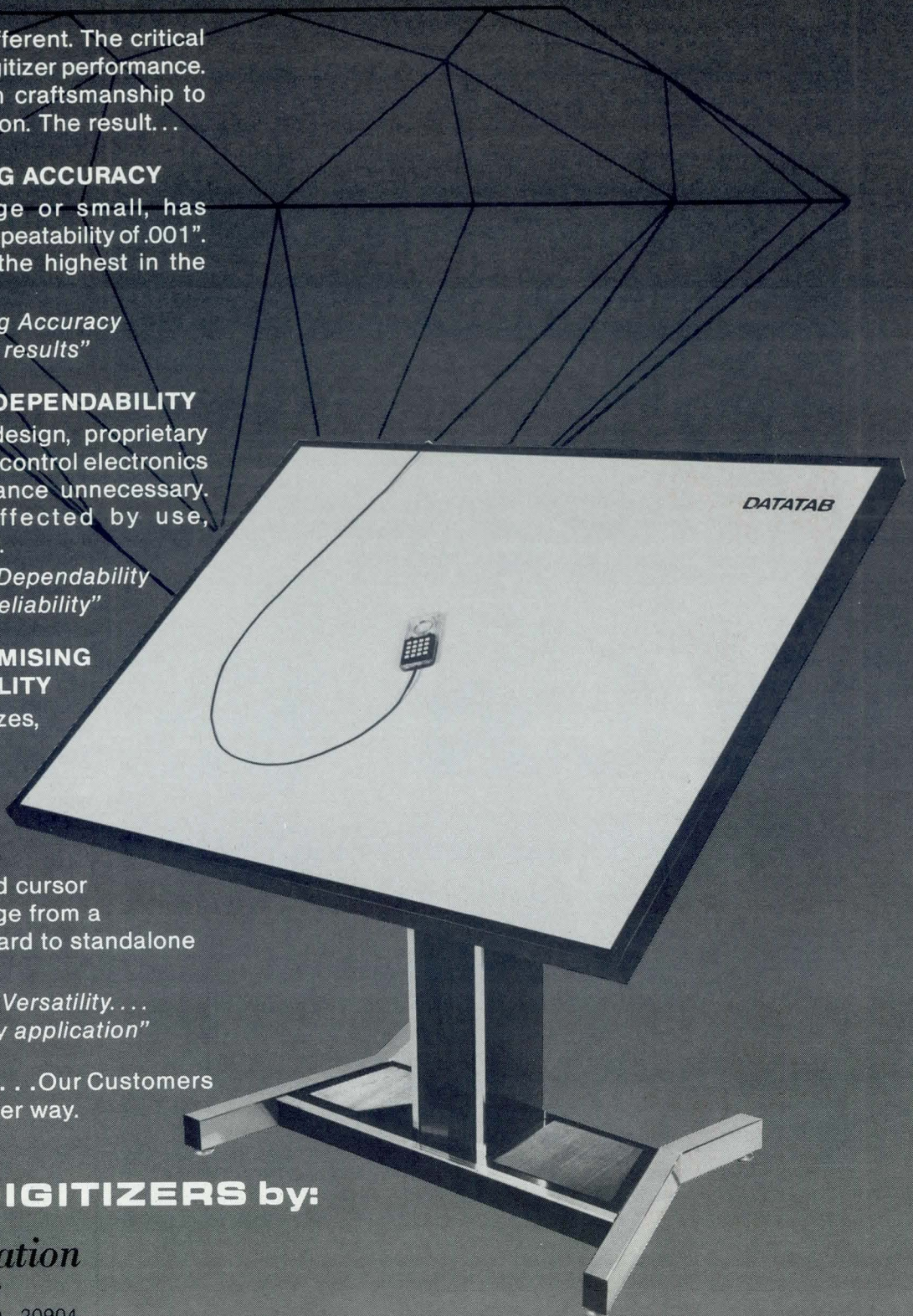
GRAPHIC DIGITIZERS by:

ALTEK Corporation

2150 INDUSTRIAL PARKWAY
SILVER SPRING, MARYLAND 20904
TEL: 301-622-3906 TWX: 710-825-0422

CIRCLE 142

DATATAB® registered trademark of ALTEK Corporation



Low power static RAM

A static CMOS RAM, organized as 8K x 8, is designed for computer and instrumentation applications. The EDH8808CL suits low power requirements (standby current 40 μ A) and large memory capacity in a small space. Unit is pin compatible with JEDEC byte-wide memory pinout and is EBM-pack compatible, conforming to

industry std 28-pin DIP mechanical outline. Address access times are 150 or 200 ns, and max active power dissipation is 400 mW. The 150-ns version is priced at \$62 and the 200-ns version costs \$59, all in lots of 100. **Electronic Designs, Inc**, 35 South St, Hopkinton, MA 01748.


Circle 318

Multiplying 14/16-bit DACs

The MP7614 (14-bit) and MP7616 (16-bit) are proprietary, decoded, CMOS, current output, multiplying DACs. Using the MSB segmentation technique, the DACs feature 14-bit (0.003%) differential and 13-bit (0.006%) integral linearity. Chips have a low output capacitance (50 pF) fast settling time (500 ns), and a low feedthrough. The MP7616 can display linearity drifts of less than 1 ppm/ $^{\circ}$ C, and will hold well over time. Packaging is in 20- or 22-pin plastic or cerDIPs with prices ranging from \$26 to \$83.25 in 100-piece quantities. **Micro Power Systems, Inc**, 3100 Alfred St, Santa Clara, CA 95050.

Circle 319

From A Single Source



Magnetic Components To Your Specs.

When you need transformers, solenoids, coils, toroids or similar magnetic components, ECC has the experience, personnel and facilities to design, build and deliver your parts . . . on time.

Whatever techniques your magnetic components require:
**HIGH SPEED WINDING • HAND WINDING • ASSEMBLY
 MOLDING • POTTING • VACUUM IMPREGNATION**

We are ready to put our facility to work for you.
 For a complete capabilities brochure, call us at:



24 Charlotte Street • P.O. Box 67 • Binghamton, NY 13905
 607-797-1263

Low power logic circuits

The family of programmable array logic (PAL[®]) circuits has been expanded to include the A-2 (1/2 power) and A-4 (1/4 power). A-2 has power consumption of 90 mA and a propagation delay of 35 ns (worst case). A-4 consumes 45 mA and has a propagation delay of 50 ns (worst case). Each circuit has 2 extra fuses to make copying difficult. Typ applications include personal computers, minicomputers, and industrial control. Circuits are housed in 20-pin skinnyDIP packages. Prices are \$6.13 in 100-up quantities. **Monolithic Memories, Inc**, 1165 E Arques Ave, Sunnyvale, CA 94086.

Circle 320

EPROMs with 250- and 300-ns speeds

The HN4827128G, a 16K x 8 EPROM, is pin compatible with the industry std (a JEDEC approved, B-type, 28-pin DIP). The device is offered with two different operating speeds: 250 ns (-25) and 300 ns (-30). Active current is 60 mA typ, with 100 mA max and 35 mA standby. Other features include a 5-V power supply and a 21-V single programming voltage. The EPROM is compatible with microprocessor-based products and other equipment using byte-organized architecture. The device is uv erasable. In 100-unit lots, the chip is priced at \$28.90. **Hitachi America, Ltd**, 1800 Bering Dr, San Jose, CA 95112.

Circle 321

Premier Edition Preview—
Tying micro/personal computers into office automation networks—
in late October.

HP-16C Computer Scientist OWNER'S HANDBOOK



It's got all the bases covered.

HP-16C. DECREASE YOUR PROGRAMMING TIME. INCREASE YOUR PRODUCTIVITY. Now software engineers and logic designers can spend less time on bit-manipulation, Boolean and base-conversion functions and more time on more productive tasks. Like expanding your own creative potential.

How? Easy.
The HP-16C programmable calculator is

capable of converting across four number bases, not only hexadecimal, octal, and decimal but binary as well. And it has the most powerful combination of bit manipulation, variable word size, and programming capabilities of any pocket calculator in the marketplace to date.

For the authorized HP dealer or HP sales office nearest you, call TOLL-FREE 800-547-3400 and ask for operator #74 M-F, 6 a.m.-6 p.m. PST.

Personal computers and calculators for professionals on the move.



CIRCLE 144

Single-chip DMA interface

A DMA interface (DMAI), model SCB68430 is a high performance single-channel controller. The chip transfers data between memory and peripheral devices in 16/32-bit systems designed around the 68000. Transfer rates of 5M bytes/s are available for I/O intensive applications. The DMAI transfers operands in byte, word, and long word formats. It can be pro-

grammed in single cycle or burst mode with block sizes of up to 64K operands accommodated by the burst mode. The device operates from a single 5-V supply and is packaged in a 48-pin ceramic or plastic DIP. The 1000-piece price is \$31 or \$34, depending on packaging. **Signetics Corp.**, 811 E Arques Ave, Sunnyvale, CA 94086.

Circle 322

Plastic EPROMs

Aimed at volume production needs, the P2764 (64K-bit) and P2732A (32K-bit) are production EPROMs. They are housed in windowless plastic DIPs. The EPROMs' electrical specs are the same as those of ceramic parts. Access times can be specified as 200 or 250 ns, depending on the model. Production EPROMs feature the intelligent programming algorithm for fast programming times. The rapid programming turnaround allows immediate volume shipment of systems using the chips. In quantities of 10k, the chips range from \$5.50 to \$6.60. **Intel Corp.**, 3065 Bowers Ave, Santa Clara, CA 95051.

Circle 323

Leading Edge Technology Diverse Products Choice Assignments

Everything you need to stimulate your career is at the Equipment Group of Texas Instruments in Dallas. Our continued innovation in every realm of the government electronics business is creating new career opportunities for qualified technical professionals every day.

Now is your chance to work with a leader in such state-of-the-art technology as radar, missile guidance, electro-optic systems, and communications, navigation and intelligence systems.

Take a look at all the products we've developed — from the forward-looking infrared thermal imaging system to the Navstar global positioning system — and you'll see that leading edge technology is our forte, and the reason we're an international leader in the military electronics industry.

Take a look at some of the openings we have available — from senior-level professional positions to those requiring only 2 years of experience (all positions require U.S. Citizenship):

SOFTWARE ENGINEERING

Positions require a BSCS or BSEE and a minimum of 2 years' experience.

- Real-time TF/TA software, Pascal, C, ADA, Jovial and assembly language.
- Advanced Signal Processing.
- Parametric definition, time/memory tradeoffs and real-time codes.
- VAX running VMS, procedure development, test systems and real-time communications software.

- Design coding and test of real-time imbedded guidance systems.
- Configuration management.
- Array processors and other target microengines.
- Systems programming including hardware description languages, resistor transfer languages and other CAD tools.
- Development of VHSIC hardware descriptor language.

You'll like working at Texas Instruments. And you'll like living in Dallas, where recreational and cultural activities abound. Sailing, waterskiing, shopping. Museums and theatre. Major league sports. You'll find everything right here in Dallas. Everything, that is, except city and state income taxes — we have one of the lowest costs of living of any metropolitan area in the nation.

Find out more about the career opportunities in store for you at TI. U.S. citizenship is a firm requirement. Call us today or send your resume, in confidence, to:

Ed Haynes/Texas Instruments
P.O. Box 226015, M.S. 3186
Dallas, Texas 75266

800/527-3574 (In Texas, call Collect 214/995-1291.)

An equal opportunity employer M/F.

Principles only, please.



TEXAS INSTRUMENTS

Creating useful products
and services for you.

Copyright © 1983 Texas Instruments Incorporated

Disk write amplifier

As a single IC interface between write data signals and tunnel erase magnetic heads, the XR-2247 disk write amp is suitable for floppy disk drives and single/double head systems. Write and erase currents are externally programmable by selecting the appropriate resistors. The device supplies two sets of current outputs for dual-drive heads. Write information is applied to the chip via a TTL-compatible, serial binary data stream. When write mode is in operation, negative input transitions alternately write to each half. Price in a 10k-quantity is \$2.29 in plastic. **Exar Integrated Systems, Inc.**, 750 Palomar Ave, PO Box 62229, Sunnyvale, CA 94088.

Circle 324

Reduced cost plastic DAC

A 12-bit DAC, model DAC800P-CBI-V, is in a solid molded 24-pin plastic package. Specs include a 12-bit resolution, 1/2 LSB nonlinearity max, 3- μ s settling time; max offset drift is ± 15 ppm/ $^{\circ}$ C full scale range (bipolar). Max gain drift is ± 30 ppm/ $^{\circ}$ C. Digital inputs are TTL, LSTTL, and 54/74HC CMOS compatible. An onchip proprietary open-loop baseline reference circuit eliminates the need for the designer to provide an external precision reference. An internal op amp converts output current to voltage internally. Price in 100s is \$16.95. **Burr-Brown**, Box 11400, Tucson, AZ 85734.

Circle 325

Let's hear from you
We welcome your comments
about this issue. Just jot
them on the Reader Inquiry
Card.

The Convergence Factor.


Convergence: the single most critical factor in color CRT performance.

Until now, Delta-gun tubes were the best way to achieve near perfect convergence, but only with costly adjustment electronics. Meanwhile, many in-line tubes are plagued by perceptible misconvergence. Which can lead to poor picture quality. A poor quality image for your product. And poor, bleary-eyed operators.

The Panasonic achievement: low cost in-line color CRTs with better-than-Delta convergence performance.

Without complex adjustment electronics . . . and none of the convergence drift inherent in active correction systems. At last, high resolution in-line tubes with stable performance that stands up to the ravages of time and tough office/industrial environments.

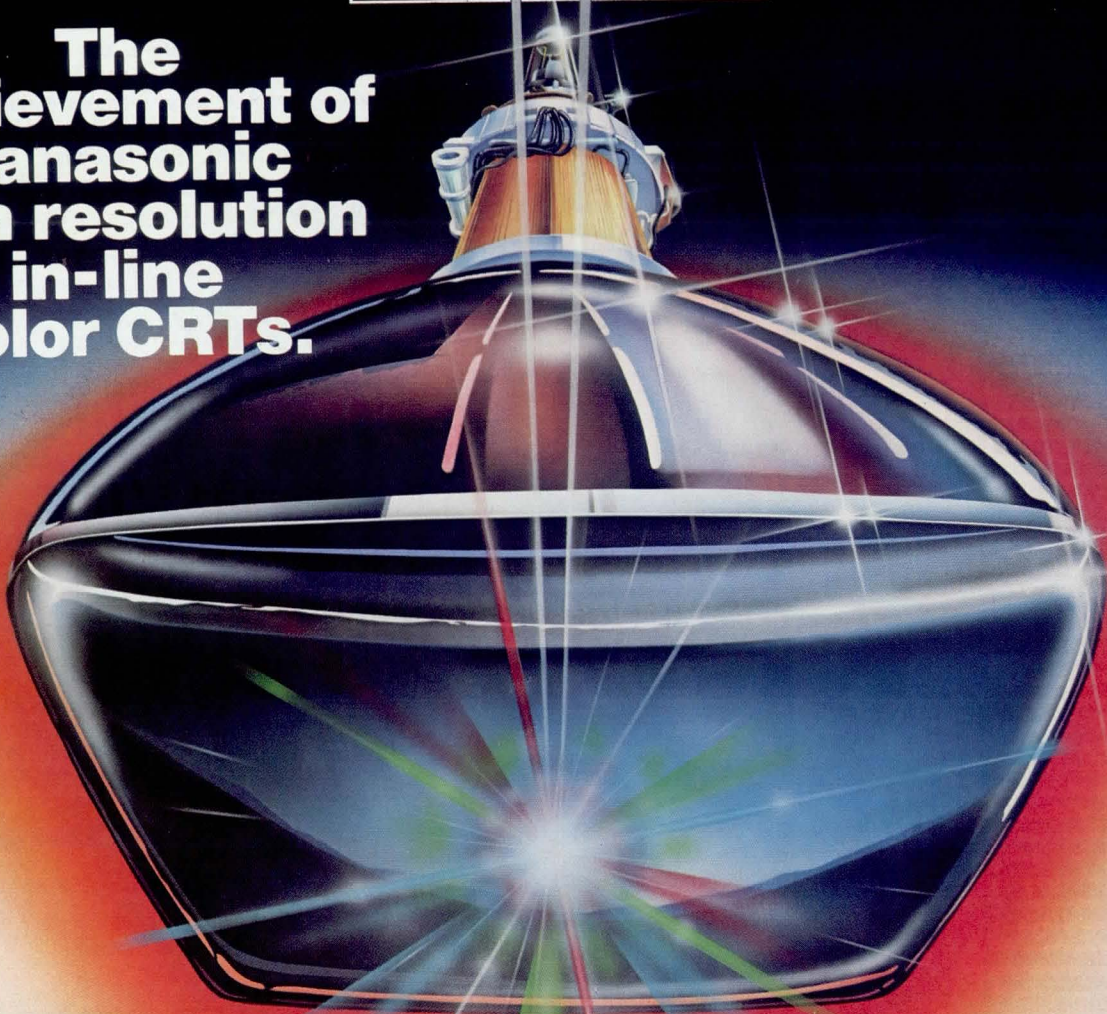
**The
achievement of
Panasonic
high resolution
in-line
color CRTs.**



How did we do it? With a preconverged in-line tube/yoke combination unlike any other. Our precision S/ST (saddle/saddle toroidal) deflection yoke is ideally matched to each tube, for near perfect convergence, high repeatability and stability over a wide range of operating conditions.

We combine it with a specially-designed OLF (overlapping field lens) gun and unitized grid construction, providing spot uniformity across the entire screen and near-Delta resolution.

The result: a triumph over the convergence factor. Find out what it can do for your next color terminal or monitor, and ask about our full line of quality color and monochrome CRTs. Write or call: Panasonic Industrial Company, Electronic Components Division, One Panasonic Way, Secaucus, N.J. 07094; (201) 348-5278.



**Panasonic
Industrial Company**

Mini circular connectors

A range of Binder multipin connectors meets several DIN specs including 41524, 45322, 43321, and some VDE requirements. They are available for panel mounting or cable end terminations with 1 to 14 contacts/connector. Connector bodies are constructed in all metal or plastic configurations. Mated connectors are locked in place using a push-pull or screw locking mechanism. Cable end connectors have a straight or right angle strain relief. **Alpha Products, Inc.**, PO Box 4306, Thousand Oaks, CA 91359.

Circle 326

Logic board

The Methode series 2300 wrappable logic board, specifically designed for 68000 VERSAbus systems, features universal layout. Its spacing is 0.300", 0.400", 0.600", and 0.900". For JEDEC type A devices, the board has two 68-pin leadless chip carrier sockets, including wrapable pinout with alternate pairs of grounded terminals for twisted pair termination. With an IC field of 55 cols of 53 pins, the board capacity is 120 16-pin ICs, plus 5 cols of 0.600" spaced devices.

Methode Electronics, Inc, Logic Board Div., 7444 W Wilson Ave, Chicago, IL 60656.

Circle 327

Interface breadboard

The parallel breadboard module is designed for the implementation of customized interfaces. Assembled on an industry-std 4.5" x 6.5" (11.4- x 16.5-cm) circuit board, the breadboard includes a 6821 parallel interface adapter, address decoding logic, and decoupling capacitors. Holes on the board are placed on 0.1" centers for use with 0.3", 0.4", or 0.6" DIPS. A special area accepts any connector using 0.1" spacing, up to a 50-pin ribbon cable header. The module is priced at \$49 and the manual is \$5. **Wintek Corp.**, 1801 South St, Lafayette, IN 47904.

Circle 328

DIN spec connectors

A PCB connector family includes post and box contact versions of the std 96-position DIN connectors, reverse DIN configurations, and DIN modules containing 21 contacts. Grid spacing is 0.100" x 0.100" (2.450 x 2.450 mm). Post and box grid spacing is 0.200" x 0.200"

(5.080 x 5.080 mm). Connector features include 50% higher PCB density, matched impedance, lower crosstalk, and shorter electrical paths. The DIN family is covered by MIL-C-55302, IEC 130-14, DIN 41612, and VG 95324 spec. Costs are \$0.08 per mated line for a std set of 96-pin connectors in 1000-piece quantities. **Malco, a div of Microdot Connector Group**, 12 Progress Dr, Montgomeryville, PA 18936.

Circle 329

IBM PC expansion chassis

This bus expansion chassis doubles the IBM PC's option adapter board capacity. The PC-XTRA increases to 10 the total number of option slots. Features include six expansion slots and a power supply. The chassis is double the capacity of the PC bus, and no hardware or software modifications are required. It allows the addition of all special options without filling the plug-in and back panel space; these include lightpen, game control adapter, main memory expansions, and communication ports. The device sells for \$680. **PC Horizons, Inc.**, 200 N Tustin Ave, Santa Ana, CA 92705.

Circle 330

LOW COST, HIGH ACCURACY CAPACITIVELY COUPLED POSITION TRANSDUCERS

CUSTOM DESIGNED FOR COMPUTER PERIPHERALS

Farrand High Gain INDUCTOSYN® linear and rotary position transducers, custom designed to meet size, accuracy, and environmental requirements, can cost as little as \$10.00 each in production quantities.

Accuracies to ±50 microinch, repeatability to ±20 microinch. Pitch to user specification; .010" to .020" typical. Auxiliary control signals, such as End of Travel or Track Location, can be included. Any substrate material, from cast aluminum to fiberglass tape. Thermal time constant adjustable to match user structure, eliminating inaccuracies during warmup.

Capacitively coupled. Ideal in strong magnetic fields. Interface easily to MOS. Use any excitation, such as 250 kHz user system clock. IC packages containing complete oscillator, error amplifier, and AGC available.

Custom designed inductively coupled types also available.

Contact George Quinn at
(914) 761-2600 or Telex: 646640.
Or send now for technical bulletin.

FARRAND CONTROLS

Division of Farrand Industries, Inc.
99 Wall Street Valhalla, NY 10595
(914) 761-2600 Telex: 646640

INDUCTOSYN® is a registered trademark of Farrand Industries, Inc.


NOW TWO FIXED/REMOVABLE 8" DRIVES DOUBLE YOUR STORAGE OPTIONS.

50-MBYTE VERSION ADDED. New LARK Model 9457, with 25 Mbytes of fixed storage plus 25 Mbytes of removable storage per cartridge, joins the 16-Mbyte Model 9455 (8 Mbytes fixed, 8 Mbytes removable).

INTERFACE FLEXIBILITY. Both 16-Mbyte and 50-Mbyte LARKs come with SMD interface or LARK Device Interface (LDI). Plus new optional 9050 Control Module brings you ISI—the Intelligent Standard Interface.

COMPACT SIZE—STANDARD PACKAGE. Both LARK models are identical in size, shape and mounting; both are the width of an 8" FDD—just right for more space-efficient system.

EXCEPTIONAL RELIABILITY. LARKs are totally sealed during operation. No external air is forced across fixed module or cartridge disk surfaces.



QUIET. Low noise level designed for the office—easy on power, too.

ELIMINATES ADJUSTMENT TWO WAYS. Embedded servo information and microprocessor logic mean no need for head alignment; no electric adjustments, even when changing CBs; highly reliable cartridge interchange.

HIGH PERFORMANCE 4 WAYS. (1) low-mass, lightly-loaded flying read/write heads. (2) 9.67 Mhz transfer rate. (3) 42 ms average access time—9455; 35 ms average time—9457. (4) linear voice coil actuators and precision closed-loop servo system.

T H E L A R K™ F A M I L Y

Now LARK doubles your options for built-in back-up with unlimited shelf storage: we've added the 50-Mbyte Model 9457 to the 16-Mbyte Model 9455. Both come with high quality and reliability built in. For more information, call your local Control Data OEM Sales representative or write: OEM Product Sales, HQNO8H, Control Data Corporation, P.O. Box 0, Minneapolis, MN 55440.



CD CONTROL DATA

*Addressing society's major unmet needs
as profitable business opportunities*

MUX connects terminal to copier

This 4-port MUX allows four GR-1104 desktop graphics terminals to connect to the CH-5201B color hard copier. Priced at \$1950, the MUX is a standalone unit. The terminal, priced at \$4950, offers a resolution of 1024 x 780 and features an onscreen display of 8 colors from a palette of 512. The 14" terminal is designed with a noninterlaced display. The \$8950 copier is based on technology that blends color printing concepts with thermal image transfer technology. The copier can produce transparency copies. **Seiko Instruments U.S.A. Inc, Graphic Devices and Systems**, 1623 Buckeye Dr, Milpitas, CA 95035. **Circle 331**

Push-button Apple interface

The Print-It! card enables an Apple screen to be dumped to a printer. By pushing a single button, the card will pause a program, print whatever is on the screen, and then continue processing the interrupted program. It automatically selects the text/graphics mode and will print in either 40- or 80-col text. For control, the microprocessor is removed and placed in the control board. This

board is placed in the micro slot. The entire kit consists of a plug-in card, push button, printer cable, and a plug-in controller board. It is priced at \$299. **Texprint, Inc**, 8 Blanchard Rd, Burlington, MA 01803. **Circle 332**

Switching modules

A series of computer I/O switching modules, the C76 DIP I/Os are available in either output or input models. Output modules allow either TTL or CMOS-level signals to control power switching to high voltage loads. Input modules convert the presence or absence of load-level voltages from pressure, flow, and limit switches to clean low-level logic signals for computer input. The modules are intended for use in robotics, process control, and automatic test equipment. The family is available at \$7.75 to \$8.95, depending on function. **Teledyne Relays**, 12525 Daphne Ave, Hawthorne, CA 90250. **Circle 333**


IEEE 488/Ethernet connector

The IEEE 488 to Ethernet interface board allows connections from an IEEE 488 (GPIB) port to an Ethernet LAN. The

board offers 2K-byte transmit buffer, 2K byte receive buffers, and an auto-discard for undesirable receive packets (performed in hardware for increased throughput). Software configurations include partial multicast address filtering, reloadable station address, and 4 address reception modes. A statistics mode runs in parallel with regular receive transmit functions. The board also provides internal self-test and diagnostics. **Xebec**, 432 Lakeside Dr, Sunnyvale, CA 94086. **Circle 334**

Graphics display controller

The MSBX-800 is a color graphics ISBX multimodule that provides a 512- x 512-pixel resolution. It can display 16 colors from a palette of 4096. User may choose from either interlaced (30-Hz) or noninterlaced (60-Hz) operation. The 7220 GDC VLSI video controller provides a high level software interface. Other features include split screen, smooth scroll and pan, hardware vector and circle generation, high speed characters and patterned area fills, and hardware blink. **Matrox Electronic Systems Ltd**, 5800 Andover Ave, TMR, Quebec, H4T 1H4, Canada. **Circle 335**



GRAPHICS-PLUS

an enhancement

For Z19 Terminals

from

Northwest Digital Systems


- Tektronix² 4010 Compatible Graphics
- 512 Horiz by 250 Vert Resolution
- 80/132 Col and 24/49 Line Text Displays
- Seven Page Off-Screen Text Memory
- Menu-driven "Plain English" Set-up Mode
- 16 Programmable Keys- 128 Chars Each
- Optional Hardcopy Port
- Simple Field Installation

	1 TM Zenith
	2 TM Tektronix
	3 TM DEC
GP-19 Upgrade for Z19 Terminal	\$ 849
Z19 Terminal With GP-19 Installed	\$ 1495

Northwest Digital Systems
P.O. Box 15288, Seattle, WA 98115 (206) 362-6937

GRAPHICS-PLUS is a field installable enhancement board for the popular Zenith¹ Z19 video terminal adding many powerful features found only on terminals costing much more. GRAPHICS-PLUS provides Tektronix² 4010 compatible vector drawing graphics, VT100³ compatible 80 and 132 column display formats, off-screen scrolling memory, programmable function keys, "Plain English" menu-driven Set-up mode, and a host of other enhancements. Installation can be accomplished within 15 minutes using only a screwdriver.

INTRODUCING THE EASIEST WAY TO CALL UP YOUR SOFTWARE.



Introducing the Intel Yellow Pages. The first software directory of its kind. From the only company with enough software support to warrant it.

The Intel Yellow Pages lists 2,021 software products from independent vendors, consultants and ourselves. In both the U.S. and Europe.

There are 350 categories. Each category offering products completely compatible with Intel's entire iAPX 86 family. Including our new 80186 and 80286 microprocessors.

Our Yellow Pages is pure gold


when it comes to quickly finding the best applications software. Such as word processing, spreadsheets and project management. Even services like software development tools are covered for all of our 8 and 16-bit micros, boards or systems.

The book is priceless. It's free. Just send your name on company letterhead to: Intel, Lit. Dept. Z-15, 3065 Bowers Avenue, Santa Clara, CA 95051.

Then let your fingers do the programming.

intel® delivers solutions

Dial-up comm controller



As a Multibus-compatible board, the 8140 smart communication controller can operate in a multiple board system or as a standalone controller. It contains two RS-232-C ports, two Bell 202/103 modems, and onboard 8085A micro, dual-port RAM, and two levels of preprocessing firmware. The firmware supports packet-switching protocols, and when used together with the 8183 direct access arrangement, it provides pulsed auto dial/answer communications. Unit price for the 8140 is \$1240 and for the 8183 is \$190. **ETI Micro**, 6918 Sierra Ct, Dublin, CA 94568.

Circle 336

Unibus interface

DMA general purpose interfaces, the DRE11 and DRU11 maintain continuous-flow data transfers to and from a computer's main memory. They transfer streams of 16-bit parallel data at peak rates to 600k (DRE11) and 500k (DRU11) words/s and connect to the systems' Unibuses. Under software control, data can be transferred through the interfaces in words, single blocks, and multiple blocks. Buffer areas are defined within the computer's main memory (up to 64k words) and switch automatically between areas during data transfer. Each is priced at \$2495. **Digital Equipment Corp**, 10 Main St, Maynard, MA 01754.

Circle 337

Low cost network controller

A LAN controller board, the 1553-NET is a carrier sense multiple access controller complete with collision avoidance and detection features. It allows OEMs to provide small-computer users with network capability. The controller provides transfer rates of 3M bps and operates over low cost coaxial cable (50, 75, or 120 Ω). Each computer is linked to the cable using BNC connectors at each workstation point. Features include dual-channel communication, five levels of error protection, variable block sizes, and switch-selectable transmission rates. Price is \$349. **VLSI Networks, Inc**, 6314 W Manchester Blvd, Los Angeles, CA 90045.

Circle 338

IBM PC/XT multifunction card

The RAM+3 is a slot-saving multifunction card designed for the IBM PC and XT. It gives users a time of day clock/calendar with battery backup, a parallel printer port, an RS-232 serial port, options for 256K bytes of additional RAM, and Flash Disk software. The card eliminates the need to manually input the date and time when the system is powered on. The software allows clock operation to be integrated into DOS 1.1 or 2.0. Flash Disk software permits the user to designate a portion of the memory to be used as if it were a disk drive. The basic version is priced at \$210. **Seattle Computer**, 1114 Industry Dr, Seattle, WA 98188.

Circle 339

LSI-11 controller

Using RK06/07 emulation, the DQ615 disk controller links LSI-11/23 and 11/23Plus to 5 $\frac{1}{4}$ " disk drives. It is software transparent to RT-11, RSX, and RSTS operating systems. Using the universal formatting technique, the controller allows the interfacing of any ST506 interface compatible disks on the same controller. Features include 22-bit addressing for accessing up to 4M bytes of memory, 32-bit ECC for data error detection and correction, and onboard self-diagnostics. Packaged on a single dual-wide PCB, the unit is priced at \$2095. **Distributed Logic Corp**, 12800 Garden Grove Blvd, Garden Grove, CA 92643.

Circle 340

IBM PC/ARCNET® controller

The ARC-PC LAN controller module provides the user with an interface between the IBM PC and an Arcnet® modified token-passing LAN. The module, which includes a 2K-byte onboard data buffer to provide four pages of packet storage, can be configured for double buffering. The interval timer allows user programmable timeouts. The interface will support up to 255 nodes/network segment while running at a 2.5M-bit data rate. The price in unit quantity is \$495. **Standard Microsystems Corp**, 35 Marcus Blvd, Hauppauge, NY 11788.

Circle 341

Analog input for Q-bus

Models 120, 121, and 122 are high speed analog input boards compatible with Q-bus microcomputers. Model 120 offers 50-kHz throughput, 121 offers 150 kHz, and 122 offers 200 kHz. The units are supplied on a std DEC style PCB measuring

8.9" x 5.2" (22.6 x 13.2 cm) and reside in a single card slot. Features include 12-bit resolution, input voltage ranges of 0 to 10, ± 5 , ± 10 VFS, DMA, and programmed I/O. Sixteen input channels can be configured in the field for 16SE, 16PD, or 8DI channels; optionally available are 32SE, 32PD, or 16DI. Prices in quantities of 1 to 9, range from \$1295 to \$1795. **Grant Technology Systems Corp**, 11 Summer St, Chelmsford, MA 01824.

Circle 342

Mainframe/personal computer interface

Designed to link mainframe data bases to personal computers, the Data Pipeline is a hardware/software package. The system is based on the iDIS 86/735, which serves as a data gateway by controlling access to database information. The iDIS 86/735 uses the 8086 chip and runs under Xenix. The Data Pipeline uses a version of the System 2000® database management system. Extensions to the system provide a relational database capability, graphics, and fourth-generation software architecture. The database information system sells for \$34,995, with system 2000 extensions ranging from \$40,000 to \$165,000. **Intel Corp**, 3065 Bowers Ave, Santa Clara, CA 95051.

Circle 343

Interface for IBM PC-XT


The GPIB-PC is an IEEE 488 interface that converts the IBM PC into an instrumentation workstation complete with software. Features include small size (half a slot in PC-XT), high speed (300k bytes/s), and documentation. Software consists of a handler under PC-DOS 2.0 and subroutines called from applications programs written in BASIC, C, 8088 assembly, Pascal, and FORTRAN. Additional software includes an interactive control program for troubleshooting and software development. The card is priced at \$385 with OEM discounts available. **National Instruments**, 12109 Technology Blvd, Austin, TX 78759.

Circle 344

Tell us what you like
Did you remember to rate the articles in this issue of Computer Design? A special editorial score box is provided on the Reader Inquiry Card.

Imagine a company...

If you could create your own place to work, what would it be like? At Tandem, we think it would be a company that thrives on creative expression . . . a company



with a massive investment in development systems . . . a company that puts you to work with outstanding people in your field... a company where everyone has access to the unique resources and rewards. A company like Tandem.

Processor/ Memory Group

CPU Manager

Identify new product development opportunities; review/evaluate new and current processor designs; manage development team and material requirements. Requires BSEE and 5+ years experience in minis or mainframes, including prior successful project management from start to finish. Bipolar gate array experience desirable.

CPU Project Leader

Technical leadership of design group to guide CPU project from definition to manufacturing introduction. Requires BSEE and 4+ years experience in mini or mainframe computer products, with knowledge of processor architecture in the design areas of ALU, Micro-sequencer, Cache, I/O, Main Memory and Associated Control Logic. Exposure to gate arrays desirable.

CPU Senior Designer

Interact with field and maintenance personnel in specifying product objectives and requirements; participate in technical decisions in several product groups. Requires BSEE (MSEE preferred) and 4+ years experience in processor architecture, with knowledge of maintenance and diagnostic strategies, terminal products and communication protocols. Experience design of service processor and/or operator's console and gate array desirable.

CPU Development Engineers

Work on design and enhancements of a major portion of a CPU; create engineering documentation insuring testability for release to manufacturing. Requires BSEE and 3+ years experience in design/debug of large processors, with working knowledge of central processor or memory systems design, TTL logic and MOS RAMs.

Peripherals Development

Logic Designers

Work in design, device evaluation and design support of disc or tape subsystem; contribute to definition of possible new database hardware products. Requires BSEE and 3+ years relevant experience with emphasis on digital systems. Exposure to disc or tape drives and bit slice microprocessors desired.

EMI Engineer



Work in a state-of-the-art testing environment (30' anechoic chamber, Rhode-Swartz receivers and use of computers for data acquisition) to do all EMI testing of Tandem products. Requires BSEE and 5+ years experience, with knowledge of FDO, VDE and UL. Understanding of EMI concepts and theory and RFI desirable.

Imagine working in an environment like the one you would create for yourself. It's possible today — at Tandem!

TANDEM
NonStop™ Computing Systems

Call Joy Mar at (408) 725-5097, or send your resume to her attention, **Tandem Computers, Inc., Dept. CD-540, 19333 Vallco Parkway, Cupertino, CA 95014.** An equal opportunity employer.

GRAYHILL SWITCH MODULES stack in any array...



and now they're lightable!

Customize your circuitry, legends, and colors—and light up your buttons, with the versatile “mix and match” Grayhill Series 82

- PC mountable
- Button centers maintained however modules are stacked
- Available lightable in 1, 3, and 6 button modules, non-lightable in 1, 2, 3, and 6
- Long wipe contact system—rated at 1 million operations per button
- Up to 4PST; many coded options
- Choice of housing colors

Grayhill's Series 82 now permits you to place custom keyboard modules over your LED or incandescent lamp. And, since the lighting device is independent of the switch, it can be used for total illumination or as a condition indicator. Modules are approximately 0.750 high, with 0.687 centers when placed side by side. Grayhill will custom legend each button to requirements. Ask for free brochure.

Grayhill
INC.

561 Hillgrove Ave., La Grange, IL 60525
(312) 354-1040 • TWX 910-683-1850

CIRCLE 151

SYSTEM COMPONENTS/INTERFACE

Independent-channel interface

The STD SIO-2 board provides two independent RS-232 serial data channels to interface with terminals, printers, modems, and other serial devices. Features include 150- to 19.2k-baud rates, polled or interrupt operation, and switch-selectable address. The board has transmit and receive buffering, auto parity checking, and auto break detection. Size spec is 4.5" x 6.5" x 0.5" (11.4 x 16.5 x 1.3 cm) with an operating temp of 0 to 70 °C, and power requirements of 5 V \pm 5% at 375 mA typ. Price for the interface board ranges from \$195 in single quantities to \$175 in quantities of 10 or more. **Forethought Products**, 87070 Dukhobar Rd, Eugene, OR 97402. **Circle 345**

LSI-11 controller

The Spectra 25 is a single-board, multi-function disk and tape controller. Designed for use with the LSI-11, users can attach a removable pack of Winchester SMD disk drives and start/stop or streaming half-inch tape drives. The controller offers software transparency to std DEC operating system and diagnostic software. It attaches up to 2 SMD disk drives and up to 8 formatted tape drives without operating system modification. Options can be selected without removing the controller from the system by using extended commands to program the on-board EEPROM. **Spectra Logic Corp**, 1227 Innsbruck Dr, Sunnyvale, CA 94086. **Circle 346**

Processor/controller board

An 8-color video display board is VME bus compatible. Model DSSE512CHROMA8-1 is built around a graphic display processor and an intelligent peripheral controller. Capabilities include vector and plot pointing, ASCII alphanumeric character display, figure generation, and image memory readback. The 192K bytes of image memory are divided into two screen pages of three planes each. The board can be located anywhere in the memory map and uses 256 consecutive odd address locations. The board is delivered with an EPROM for std firmware and a 2K-byte RAM for monitor/user. Unit price is \$2850. **Data Sud Systems/U.S. Inc**, 2219 S 48th St, Tempe, AZ 85282. **Circle 347**

DEVELOPMENT SYSTEMS

Software development system


Model 95/86 RMX workstation is a microcomputer system designed for RMX-86 software developers. The system consists of a 10M-byte Winchester and a 500K-byte floppy drive, 512K bytes of RAM, and an 8086/8087 dual-processor set. Software tools for developing utility and device drive application software include ED, ASM86, LINK86, LOC86, and LIB86. In addition, PL/M, FORTRAN, Pascal, and C are available. For flexibility, the workstation has six Multibus expansion slots and one std 8" disk drive slot. The system is priced at \$14,425. **Zendex Corp**, 6644 Sierra Lane, Dublin, CA 94568. **Circle 348**

VMEbus development system

VMEbus Baseline system allows the evaluation and development of VMEbus-compatible systems. Std is a 10-slot VMEbus-compatible backplane equipped with three VMEbus boards: the VME-SBC, VME-SIO, and VME-DRAM. These boards provide an MK68000 microprocessor, five RS-232 serial I/O channels, 256K bytes of DRAM with byte parity, 12K bytes of static RAM, interrupt control, and two timer/counters. Monitor and debugger firmware perform initialization, DRAM diagnostics, display/modify memory, and program disassembler. Price is \$6995. **United Technologies Mostek**, 1215 W Crosby Rd, Carrollton, TX 75006. **Circle 349**

Graphics development system

The EROS/186 development system provides a complete 80186 based microcomputer system. It includes high resolution color graphics with full-function realtime multitasking operating system and high level runtime language support for program development. The unit operating system is the IRMX 86, which contains the UDI/URI interfaces. Hardware features include an 8" flexible disk controller, programmable interrupt controller, 64K bytes of RAM, and 512K bytes of system memory. Prices range from \$10,000 to \$60,000 (Canadian). **Datam Ltd**, 7 Slack Rd, Suite 206, Nepean, Ontario K2G 0B7, Canada. **Circle 350**

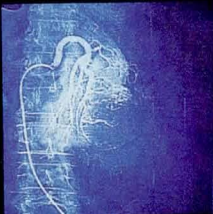


Only your imagination can limit the application of Comtal's new Vision Ten/24 Image Processing System.

Whether you're exploring the outer regions of space or exploring for oil in some remote area of the world, Comtal's new Vision Ten/24 is the only digital image processing system that processes and displays 1024 x 1024 high resolution images with a clarity never experienced before in image processing. It's a powerful tool for interpreting and analyzing images for such diverse applications as LANDSAT, meteorology, seismology, graphic arts, earth resource management, medical imagery, or something only you know about.

Four times the resolution at 30% lower cost.

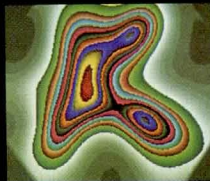
The Vision Ten/24 is the only image processing system capable of processing and displaying images at a 1024 x 1024 resolution in real time (1/30 second) with a 40 MHz video output rate. That's four times the resolution of the industry-standard 512 x 512 systems. With it, whole new worlds open up. Inter-



pretation and analysis become more precise. Best of all, the basic Vision Ten/24 system price is 30 percent less than our previous 1024 x 1024 system because of our design and manufacturing refinements. Giving you incomparable price/performance.

Building block flexibility.

Our modular design approach with the architecture of the Vision Ten/24 gives you flexibility along with easier system upgrades. You can increase video paths, memory size or processing power by simply adding modules. Making the Vision Ten/24 able to keep pace with your image processing requirements. In addition, the system can operate as a standalone image processor or can be interfaced to a variety of host computers.




Comtal—a generation ahead in image processing.

Our new Vision Ten/24 is a generation ahead of any other digital image processing system. It's not surprising since our systems have consistently been the state-of-the-art in image processing. For example, our 512 x 512 systems offer more exclusive features and options, and give you more standard models to choose from, than anyone



else. With a decade of experience in image processing and more than 600 systems installed worldwide, only Comtal gives you the leading edge of image processing technology.


Put your imagination to work and give Comtal a call today for a firsthand look at our new Vision Ten/24. Comtal, a subsidiary of 3M, 505 West Woodbury Road, Altadena, California 91001, (213) 797-1175



COMTAL

CIRCLE 152

Portable data recorder



The Interview[®] 20R data recorder is designed for use with any protocol analyzer. Its data tape format is compatible with the Interview 3500/4600 data analyzer series. An integral realtime clock permits unattended data collection by starting and/or stopping at a specific day and time. The unit records a bit image of the communication line. This allows protocol-independent data recording to 19.2k bps using the 600K-byte drive or to 72k bps with an optional 4M-bit capture RAM. **Atlantic Research Corp.**, 5390 Cherokee Ave, Alexandria, VA 22314. **Circle 351**

Frequency counters

Covering the frequency range from 10 Hz to 1 GHz, models 5384A and 5385A frequency counters offer high accuracy in a low priced system. The 5384A frequency range is 10 Hz to 225 MHz; the 5385A is 10 Hz to 1 GHz. Both units feature a measurement resolution of 9 digits/s minimum 4- to 11-digit display resolution (front panel selectable), and an input sensitivity of 10 mV rms (typ). Additional specs include input-signal conditioning, and 3-gate time selections—0.1, 1.0, and 10 s. The 5384A costs \$1400 and the 5385A runs \$1700. **Hewlett-Packard Co.**, 1820 Embarcadero Rd, Palo Alto, CA 94303.



Circle 352


PCB tester

The Autoprobe automatically moves an electronic probe to a location on a PCB and takes signals from various positions to find faulty components. It is based on an open bed positioning mechanism and is controlled by two 6809 microprocessors with 8K bytes of memory. The probe can test PCBs of all sizes up to 18" x 32" (46 x 81 cm). The probing mechanism has a

pneumatic dampener for constant operator adjustable force on the probe. A variety of probes can be used in the system since they are all easily removable. Price is \$6095. **Alpha Merics Corp.**, 20931 Nordhoff St, Chatsworth, CA 91311. **Circle 353**

Handheld test set

A handheld data communications test set, the CTS 1 conforms to EIA std RS-232 or CCITT v.24. It will perform bit and block error rate tests, bias distortion tests, count and trap pulse transitions, and make delay measurements. All operating parameters are menu selected and retained while power is off. Error rate tests can be run on both full- and half-duplex sync and async systems us-



ing 1 of 8 patterns. The test set can count and display bit and block errors, blocks received, and sync faults. The CTS 1 is \$1495. **Electrodata, Inc.**, 23020 Miles Rd, Bedford Heights, OH 44128. **Circle 354**

MICROPROCESSORS/MICROCOMPUTERS

Z80-based micro bus board

The 1864+ microcomputer bus board is compatible with other boards in the 180+ family. It comes equipped with 128K bytes of dynamic RAM and sockets for up to 112K bytes of nonvolatile memory—in the form of EEPROM, EPROM, and battery-backed CMOS RAM. A memory mapper allows any of 16 4K-byte blocks of memory to be mapped into the CPU's 64K-byte address space. The device features two serial communication channels, a 4-channel counter/timer circuit, and a realtime clock. As an option, an arithmetic or floating point processing unit is available. **Xycom, Inc.**, 750 N Maple Rd, Saline, MI 48176. **Circle 355**

Microcomputer on one board

The SBC6511 is a single-board computer that uses the recently announced R6511Q microprocessor from Rockwell. This chip uses an enhanced version of the std 6502 instruction set. It has an onchip clock, async serial port, event counter, timer, and 192K bytes of RAM. The basic configuration includes the CPU, power supply, address decoders, 1.8432-MHz crystal, and serial port ops to 19.2k baud. Options include an IEEE 488 (GPIB) interface, an RS-232 interface, development board with monitor, and assembler. Expansion ports allow 2K bytes of RAM and 8K bytes of ROM. Single-unit price is \$189. **Connecticut microComputer**, 36 Del Mar Dr, Brookfield, CT 06804. **Circle 356**


CP/M coprocessor for DEC minis

The zplus board is a CP/M coprocessor for the DEC Unibus. It works with the CP/M Bridge system to enable DEC minicomputer users to use other mini-computer CP/M software. The board is designed to support control of external devices, communication protocols, RAM disk-based processing, and CP/M 3.0. It offers two micro coprocessors, 512K bytes of RAM, and four serial ports. The board cell is accessible as a normal device to host processes via dual-ported memory and Z80 control and status registers. The Bridge and board are available for PDP-11s and VAXes. **Virtual Microsystems**, 2150 Shattuck Ave, Berkeley, CA 94704. **Circle 357**

S-100 board computer

An S-100 computer system on a single S-100 board, the Super-Quad consists of 64K bytes of bank-select RAM, a Z80A CPU, a 2K-byte monitor EPROM and a Z80A CTC for realtime interrupts. It also has a 5 1/4" and 8" floppy disk controller and two serial and two parallel interface ports. Full DMA operation is supported, and the board operates under both CP/M and MP/M software. As a single-user system, it allows the addition of user-defined options. Its ability to be a bus master makes it suitable for multi-user environments. The price is \$875. **Advanced Digital Corp.**, 12700 B Knott Ave, Garden Grove, CA 92641. **Circle 358**

Now you have a choice!



The best way to make the HP 7580 better was to make it bigger.

You asked for it!

Ever since its introduction two years ago, the HP 7580 Drafting Plotter has enjoyed an unparalleled reputation for price/performance excellence. User reaction has been overwhelmingly positive.

But some of you wanted *more*, and expressed the desire for even *larger* plotting capabilities. And now Hewlett-Packard has met your challenge.

The new HP 7585 Drafting Plotter maintains *all* of the many benefits of the HP 7580. The significant difference is the ability to output plots up to 36.5" x 48."

Now, *both* plotters can:

Interface with HP, DEC®...


and other ASCII computers with RS-232-C or IEEE 488 (HP-IB, GP-IB) interfaces. (Both interfaces are standard on each plotter.) Also, a new capability for both plotters is modem operation for remote or timeshare applications.

Interface with existing FORTRAN application programs...

using the HP Industry Standard Plotting Package, our version of the standard CalComp plotting software.

Give you high throughput and quality output.

4 G's acceleration; 60 cm/s (24ips) speed; addressable resolution 0.0250 mm (0.000984"), with a mechanical resolution of 0.0032mm (0.00012").



Introducing the new, larger-format HP 7585 Drafting Plotter.

Cut the cost of high-performance plotting in half.

It took a technological breakthrough to bring the price of an E-size, high-performance plotter in at only \$22,900, and a D-size unit at \$16,100. (*Domestic USA prices only.*)

Provide long-term satisfaction with their ease of use and reliability.

Hewlett-Packard has a worldwide support organization that can provide quick on-site maintenance.

Take the hassle out of handling pens.

8 pens are capped automatically in each of three carousels, keeping your pens always ready to write. Carousels are matched for fiber tip, roller ball, and liquid-ink drafting pens. This al-

lows automatic, manual, or program control of pen forces and speeds for optimum plot quality.

Plot on a wide range of media and sizes.

Produce plots on paper, vellum, double matte polyester film — even preprinted forms. All standard sheet sizes from notebook size sheets to 24.5" x 48.0" for the HP 7580, and 36.5" x 48.0" for the HP 7585 are easily accommodated.

For more information.

To receive a *free sample plot* and more detailed information, *mail the coupon today*. Or call Bill Fuhrer at:

(619) 487-4100



Mail the coupon to: Hewlett-Packard
16399 W. Bernardo Drive, San Diego, CA 92127
Attn: Nancy Carter

11302-CD9

- Please send me more information about the HP 7585 and HP 7580.
- Send a sample plot from one of your drafting plotters.
- Have a Hewlett-Packard representative call me.
- I am interested in re-selling your plotter as part of my system. Have your OEM sales manager call me.

My computer and operating system are _____

My application and software are _____

Name _____ Title _____

Division/Dept. _____ Company _____

Address _____ City, State & Zip _____

Phone Number (____) _____

DEC is a registered trademark of Digital Equipment Corporation.

UNITRONIX represents DIGITAL

**PDP 11/23
SYSTEMS**
with 256Kb*
memory, 160 Mbyte
winchester, std. 45 ips
9-track tape backup, VT101
CRT, LA120 printer.
Runs RSX11, RSTS,
TSX OR UNIX.
\$32,000
*up to 4MB avail.

TERMINALS

VT100 LA12
VT101 LA34
VT102 LA50
VT125 LA100
VT131 LA120

CPU's

PDP 11/23,
11/23+, 11/24,
11/44 & VAX

PC's

INTERFACES MODEMS

**COMPLETE
DATA SYSTEMS**
with Unitronix-
developed standard
or customized
applications software.

VT, LA, LSI, PDP, VAX are trademarks
of Digital Equipment Corporation

**DEALERS WANTED . . .
WITH COMPUTER SERVICE
CAPABILITIES**



**CALL FOR LATEST PRICES
(201) 231-9400**

**UNITRONIX
CORPORATION**


197 Meister Ave., Somerville, NJ 08876
TELEX: 833184

AUTHORIZED
digital
TERMINALS DISTRIBUTOR

CIRCLE 154

SYSTEM COMPONENTS/MICROPROCESSORS/ MICROCOMPUTERS

Low cost professional computer



The Visual 1050 small computer system provides a complete software library. Included with the system are the Multiplan spreadsheet package, Wordstar 3.3, Mailmerge 3.3, a graphics package, a graphics device driver, CBASIC, a VT-100 terminal emulation package, and CP/M Plus[®]. Hardware includes two 400K-byte disk drives, 96K-byte RAM expandable to 160K bytes, and a 640 x 300 bit-mapped monochrome display. Additional std equipment includes a printer and modem port, Winchester port, and a 93-key keyboard. Price, including software, is \$2695. **Visual Technology Inc**, 540 Main St, Tewksbury, MA 01876.
Circle 359

CMOS microprocessor

The 80C86 16-bit microprocessor uses CMOS technology. This chip offers the same computational performance as the 8086 with up to a 90% reduction in power consumption. Other benefits include reduced heat generation, longer equipment life, and decreased sensitivity to electromagnetic noise. It operates over a wide temp range, from -55 to 125 °C. Applications for the micro are in personal and portable computers, office

automation, communication systems, and industrial control. Price in 100-piece quantities is \$31.25 each. **Harris Corp**, Melbourne, FL 32919.

Circle 360

Single-board computer

The Multimaster 186 SBC is a high speed, 16-bit computer system. It is IEEE 696 (S-100) compatible and designed around the 8-MHz iAPX 186 micro. The system is switch configurable as a permanent master, temporary master, or temporary master with dummy permanent master. Other features include 128K bytes of RAM, up to 64K bytes of EPROM, two DMA channels, and hardware for software controlled interrupt generation. The device is software compatible with the 8086/8088. **Communications Research Corp**, 1720 130th Ave, NE Bellevue, WA 98005.

Circle 361

Z80 compatible microcomputer

A self-contained board level 16-bit microcomputer, the DSTD-188 is available with an optional math coprocessor (8087). The board supports memory refresh compatible to Z80 transparent refresh, allowing 0.25M-byte memory cards to be used. A push-button reset input can be configured as a sync pulse to preserve RAM contents. The 8-MHz version will support all Z80A peripheral chips on the STD bus. It provides for the configuration of either the Z80 or 8088 STD bus architecture, ensuring future compatibility. **dy-4 Systems Inc**, 888 Lady Ellen Pl, Ottawa, Ontario K1Z 5M1, Canada.

Circle 362

POWER SOURCES & PROTECTION

RS-232 protection

The Surge Sponge protects RS-232 interfaces from high voltage transients produced by inductive coupling of interface cables with high power cables. Model 21 has MOV devices to protect pins 2, 3, 4, 5, and 7 of the interface. On any of these pins, all voltages that exceed approx 27 V are clamped to ground. All interface pins are wired through the device so it appears transparent and does not affect std interface levels. In single quantity, the Surge Sponge sells for \$39.95; in 100-piece quantities, it sells for \$32 each. **Remark Datacom Inc**, 4 Sycamore Dr, Woodbury, NY 11797.

Circle 363

Triple output switcher

Model 3040-1 is a switcher with up to three output voltages in a single PCB. It provides outputs of 5 Vdc at 3 A, 12 Vdc at 2 A, and -12 Vdc at 0.1 A. Other specs include 70% efficiency, 16-ms hold-up time, and 1500-Vac input-to-output isolation; convection cooling is std. The power supply input offers pin strappable voltage ranges of either 90 to 130 Vac, or for European applications, 180 to 260 Vac at 47 to 440 Hz. The supply is on a 3" x 5" x 2" (8- x 13- x 5-cm) card and is priced at \$79. **Power General**, 152 Will Dr, PO Box 189, Canton, MA 02021.

Circle 364



Nice move, IBM.®

Well, IBM claims yet another first.

By offering the p-System™ on their Displaywriter and PC, it becomes the *only* operating system they market for both. They obviously know a good thing when they see it.

But then so did Apple®, Commodore, Corvus,™ TI, Digital, HP, Osborne,™ Philips, Sage,® Zenith, NEC, and Olivetti, for that matter.

And as a microcomputer manufacturer, you can see why. Applications sell hardware. But in the 16-bit marketplace, there just aren't enough applications available. Or are there?

Right now, there are hundreds of high-quality p-System applications. Like general business applications. Vertical applications for medicine, law, and real estate. And integrated professional productivity tools such as spreadsheets and word processing. The list goes on.

With the p-System, these applications can be running on your machine, too. Sooner than you thought possible.

And, with the p-System you can offer your customers the most complete set of microcomputer software development tools anywhere. Including compilers for UCSD Pascal,™ FORTRAN-77, and BASIC, a screen editor, 10 macro assemblers, a print spooler, graphics utilities, and a host of others.

The p-System, the Universal Operating System,™ makes it possible with real portability across *all* 8 and 16-bit micros. We can make it possible for you, too. Inexpensively. After all, IBM is offering it on the PC for just \$50.

So check into acquiring the world's only Universal Operating System yourself.

IBM did. And how often do *they* make a bad move?

SOFTech
MICROSYSTEMS
Finally, once is enough.

SofTech Microsystems • 16885 West Bernardo Drive • San Diego, CA. 92127 • (619) 451-1230


IBM is a registered trademark of International Business Machines Corporation. Apple is a registered trademark of Apple Computer, Inc. UCSD Pascal is a trademark of the Regents of the University of California. Universal Operating System and p-System are trademarks of SofTech Microsystems, Inc. Osborne is a trademark of Osborne Computer Corporation. Sage is a registered trademark of Sage Computer Technology. Corvus is a trademark of Corvus Systems, Inc.

YOUR ANSWERS TO THESE QUESTIONS HELP US SERVE YOU BETTER

YOUR ANSWERS ARE IMPORTANT. The results of these surveys help our editors select topics, features and technical data that will be on target with your design activities. Your inputs also alert manufacturers to your needs and can result in the development of product speeds, ranges, capacities, and other specs that you require.

YOUR ANSWERS CAN ALSO WIN YOU A VALUABLE PRIZE!

Each questionnaire returned gives you a chance to win a special prize. Drawings are made after each issue, with a grand prize drawing at year end.



MONTHLY DRAWING — HP 41CV PROGRAMMABLE CALCULATOR

The HP 41CV offers advanced problem-solving power yet is easy to use. Communicates in words as well as numbers. Can be programmed to meet your specific needs. Fifty-eight popular functions, 130 total functions in program library. Memory expandable to almost 6,500 bytes.



ANNUAL DRAWING — HP 85 DESK TOP COMPUTER

This portable (20 lb.) unit includes an alphanumeric keyboard, tape drive, thermal printer, built-in 56K byte memory, CRT screen, and 150 built-in BASIC language commands. You can add peripheral and software packages to expand system capability. A \$2800 value!



MEET YOUR FUTURE BUSINESS PARTNERS AT COMDEX/EUROPE '83.

The only exhibition and conference organized exclusively for all European distributors and dealers who sell computer hardware, software and related products and services.

If you are in business as

- Dealer • System Integrator
- System House • Value Adder
- Computer Wholesaler
- Computer Retailer • Computer Boutique • Computer Department
- Franchise Holder • Distributor
- Office Machine/Product Dealer
- Manufacturers' Representative
- Commercial OEM • Computer OEM • or related service business!

COMDEX calls these companies Independent Sales Organizations (ISOs).

Visit COMDEX/EUROPE and meet more than 250 key producers of the kinds of products you sell... more than 250 good business opportunities to increase your profitability.

And you can also attend 7 important sessions dealing with trends in the computer industry and how they may affect your business.

Last year COMDEX/EUROPE made its initial appearance in Amsterdam and was enthusiastically received. For the first time a computer exhibition and conference totally focused on the vendor - distributor/dealer

relationship was available in Europe. We did not invite end users to attend and we created a business environment unmatched by any other exhibition in Europe.

Now COMDEX/EUROPE is returning to Amsterdam for its 2nd annual appearance and we anticipate a much larger roster of exhibitors and a larger and even more enthusiastic attendance.

For more information:
Telephone (617) 449-6600,
Telex 951176 • TWX 710 325 1888
or

complete and return the coupon

COMDEX/EUROPE '83

24-27 October 1983, The RAI Exhibition Centre
Amsterdam The Netherlands

Another presentation from



THE
INTERFACE
GROUP, Inc.

World's leading producer of computer conferences and expositions.

COUPON

Name: _____

Title: _____

Company name: _____

Company address: _____


City/State/Zip: _____

Telephone: _____ Telex: _____

Mail to: COMDEX/EUROPE, Registration Department,
300 First Avenue • Needham, MA 02194

P

Peripheral power supplies



A series of multiple-output, open frame, switching power supplies deliver 5-V, 50-A output. The MOX-400 series is designed to power logic, memory, interfaces, disk drives, and printers. A choice of ± 12 V, 10 A or ± 15 V, 10 A is offered for outputs. One model in the series has user specified second, third, and fifth outputs. The main control loop regulates line and load of the 5-V output to $\pm 1\%$. A second loop regulates the ± 12 - or ± 15 -V outputs to 2%. Ripple and noise are rated at 0.2% rms. Supplies are priced at \$407 in 100-piece quantities. **Todd Products Corp**, 50 Emjay Blvd, Brentwood, NY 11717. **Circle 365**

Voltage regulators correct in one cycle

A portable voltage regulator is designed for protecting electronic equipment against problem-causing voltage fluctuations. It is rated for operation at 1 kVA and uses multitap autotransformer technology. This enables the regulator to correct voltage fluctuations in less than one line frequency cycle. Features include a choice of output voltage envelopes ($\pm 7\%$, $\pm 5\%$, or $\pm 3.3\%$ of nominal line voltage) and 98% power efficiency for energy conservation. All models operate over a frequency range of 47 to 63 Hz and add less than 0.1% total harmonic distortion. Prices start at approx \$800. **Powermark**, a div of **Topaz, Inc**, 3855 Ruffin Rd, San Diego, CA 92123. **Circle 366**

Logic-controlled regulator

A logic-controlled, dual 5-V output regulator, the LT1005 contains two independent regulator circuits. The main regulator's output can be controlled by a TTL- or CMOS-compatible enable signal. Its 5-V output can be switched to near zero by a logic low signal. The auxiliary output is unaffected by the logic control signal and fault conditions. The dual-output structure permits the main 5-V supply to be shut down for power savings.

Outputs are regulated to 5 V at 1 A and 5 V at 35 mA. The regulators have a 2% output voltage tolerance, 66-dB ripple rejection, and 0.5% load regulation. The 5-lead package is priced at \$2.15 in quantities of 100. **Linear Technology Corp**, 1630 McCarthy Blvd, Milpitas, CA 95035. **Circle 367**

DC-DC converters

A line of 24-V input encapsulated dc-dc converters offers output voltages of 5, 12, 15, ± 12 , ± 15 , and ± 18 Vdc. Output voltage accuracies are $\pm 1\%$, output ripple is 5 mV rms; back ripple current is 1% of linear max. Max breakdown voltage is 300 Vdc, transient recover time is 50 μ s, and all units have output current limiting protection. Each 5-W model comes encased in a 2.0" x 2.0" x 0.75" (5.1- x 5.1- x 1.90-cm) case and the 10-W models are in a 3.5" x 2.5" x 0.875" (8.9- x 6.4- x 2.222-cm) package. In quantities of one to nine, prices range from \$75 to \$103. **Datel-Intersil**, 11 Cabot Blvd, Mansfield, MA 02048. **Circle 368**


Enclosed/shielded switchers

A line of enclosed and shielded multi-output power supplies, the EMR series provides power in the 20- to 80-W class. Three or four outputs are rated for CRTs, logic, disk drives, CPUs, and memory. Designed with a computer, the supplies employ a proprietary hybrid micro-circuit to reduce part population. An onboard conducted emi filter meets the requirements for FCC Class B computing devices. The 80-W model has sufficient 24-V power to run an 8" floppy disk drive. **Kepeco Inc**, 131-38 Sanford Ave, Flushing, NY 11352. **Circle 369**

It pays to communicate

You can further your career by writing technical articles about the advanced work you're doing. Also, we pay an honorarium for all manuscripts that we publish. For a free copy of our Author's Guide, circle 503 on the Reader Inquiry Card.

Open-frame switcher



The XL60 is a 70-W 4-output, open-frame switching supply powering CRTs, micros, minifloppies, cassettes, and small printers. A proprietary current controlled feedback network achieves tight regulation and fast transient response. Std features include input voltage 110/220 Vac user selectable, input surge protection, rfi filter designed to meet FCC and VDE level B, power limit and short circuit protection, and over-voltage protection on the 5-V output. In 100-unit quantities, the supplies are \$100. **Boschert Inc**, 384 Santa Trinita Ave, Sunnyvale, CA 94086. **Circle 370**

Factory automation power supply

The ES281AM 280-W switcher joins the Hi-temp series of power supplies. This unit provides full output power at 60 °C and requires no fans or forced air cooling. It has a 50-kHz forward converter that regulates its three outputs to a max of 0.1%. Outputs are 5 Vdc at 45 A, 12 Vdc at 3 A, and -12 Vdc at 2A. A wide input voltage range (92 to 132 Vac) and a 20-ms holdup time prevent brown-outs and missing half-cycles from power flow interruption. The unit is priced at \$459 in 100 pieces. **Lorain Products**, 1122 F St, Lorain, OH 44052. **Circle 371**

Uninterruptible power supplies

The GPS-5K120 series of online uninterruptible power systems are rated at 5000 VA. They are designed for use with minicomputer-based systems that perform in erratic power environments. The power supplies operate from a 120-Vac, 60-Hz, utility power line with a sealed battery backup. Available options include an RS-232 interface, batteries, custom or std enclosures, and various voltages and frequencies. The supplies include a no-break static transfer switch, two ac voltmeters, and an output ac ammeter to measure load current. **General Power Systems**, 1400 N Baxter St, Anaheim, CA 92806. **Circle 372**

Draw Your Own Conclusions*



RESOLUTION

800 × 480 High Speed Quality Graphics.

TEKTRONIX 4014 EMULATION

Most all the Tektronix features are supported including: 4010 and 4014 Emulation, Plot 10 Compatible, 4096 by 4096 Addressable Plot Area, Variable Line Types, Point Plot, Vector Plot, Incremental Plot, Write Thru Mode and built-in crosshair cursor.

SPECIAL FEATURES

Selanar Native Mode Command Structure, Area Fill, Circle, Arc and Box Commands.
Also variable scale factor for changing image size, relocatable origin, special write modes, switchable video.

SINGLE BOARD DESIGN

The SG480 is a small single board design (4.5 by 5 inches) and simply plugs into the VT100 STP port. Only one small cable is required. The SG480 comes with a replacement CRT tube and attached yoke—simple installation without critical adjustments.

DEC TERMINALS SUPPORTED

VT100, VT132. In addition Selanar has comparable products for the VT101 and VT102 plus other products for the VT100, VT103, VT105, and VT180.

HARDCOPY

Hardcopy is standard for the DEC LA34 format. Options currently available are for C.Itoh, Epson, Data South, Texas Instruments, and Selanar's SG120 PLUS with DEC's LA120.

OTHER SELANAR GRAPHICS™ PRODUCTS

Televideo 925, 950, 970. Lear Siegler ADM3A, 3A+, 5. Qume QVT Series Terminals (Exclusive). DEC LA120.

SELANAR SG480


GRAPHICS

Sales and Marketing: 4212 N. Freeway Boulevard,
Sacramento, CA 95834 (916) 921-9700

CIRCLE 157

Corporate Headquarters: 437-A Aldo Avenue, Santa Clara, CA 95050
European Headquarters: Selanar GmbH, Ahastrasse 5, 6100 Darmstadt, West Germany
Tektronix and Plot 10 are registered trademarks of Tektronix. DEC, VT are trademarks of Digital Equipment Corporation. SG and Selanar Graphics are trademarks of Selanar.

Apple-compatible input boards



The DT2832 is a board-level data acquisition board for the Apple II. The plug-in analog input boards are available with 12-, 14-, or 16-bit A-D resolution. Model DT2832 includes a 12-bit ADC system, jumper selectable for 16 single-ended or 8 differential inputs. Software selectable gains are 1, 2, 4, or 8. The DT2834 includes these features but with software selectable gains of 1, 10, 100, or 500. It accommodates a 20-mV to 10-V full-scale range. Both boards can be programmed in any language resident in the Apple computer system. Single-unit prices range from \$550 to \$975. **Data Translation**, 100 Locke Dr, Marlboro, MA 01752. **Circle 373**

A-D converter

The Am6108 A-D converter offers a 1- μ s conversion time with 0.1% nonlinearity. It includes a precision reference, D-A converter, successive approximation registers, and control logic. The chip is housed in a 28-pin DIP that handles voltage ranges of 0 to 10 V, 0 to 5 V, and ± 5 V without external components. The converter has 3-state outputs for bus compatibility, and two status outputs—one is a std TTL signal and the other is available as a status output on the data bus. The chip is priced at \$14.95 in 100s. **Advanced Micro Devices, Inc.**, 901 Thompson Pl, Sunnyvale, CA 94086. **Circle 374**

Op amp and comparator

The AD630 contains a precision op amp with 2 independent differential input stages and a comparator for selection of the active channel. It has a typ small signal bandwidth (-3 dB) of 2 MHz, a 45-V/ μ s slew rate, and channel to channel crosstalk of -120 dB at 1kHz. The

comparator provides onchip thin film resistors for pin-programmable closed-loop gains of ± 1 and ± 2 (max gain error of $\pm 0.05\%$). Min common mode rejection is guaranteed at 90 dB, with 3- μ s settling time and 200-ns response time. Pricing in 100s is \$9.95, \$14.95, and \$18.95 for AD, BD, and SD grades, respectively. **Analog Devices**, Rte 1 Industrial Park, PO Box 280, Norwood, MA 02062. **Circle 375**

Sync converters

Series SD109 synchro to dc converters, convert 3-phase synchro or 2-phase resolver inputs to dc sin and cos outputs. The units operate at 400 conversions/s and offer a peak angular error of $\pm 3'$. Converters accept the output of a std 11.8- or 90-V 3-wire synchro or 4-wire resolver, and they provide 2 dc voltages. One voltage is the sin and one is the cos of the rotor shaft angle. The input is transformer isolated and balanced line to line. The unit is short circuit proof and meets MIL-E-5272C, E54006, and T21200. Prices start at \$350 each. **Computer Conversions Corp.**, 6 Dunton Ct, East Northport, NY 11731. **Circle 376**

Proprietary DAC

The MP8526 is a 13-bit bipolar DAC with ± 5 and ± 10 V full scale. It uses the MSB segmentation technique, which digitally decodes the 4 MSBs into 15 equal current sources. Specs include gain error 0.1% (max), bipolar offset 0.05% max, CMOS/TTL compatible, and fast settling time (5 μ s typ). The chip has linearity over temp $\frac{1}{2}$ LSB (13-bit) and differential linearity over temp $\frac{1}{4}$ LSB (14 bit). The 25- to 99-piece price is \$130; packaging is in a 52-pin leadless chip carrier. **Micro Power Systems, Inc.**, 3100 Alfred St, Santa Clara, CA 95050. **Circle 377**

OEM IMAGE PROCESSORS FROM IMAGING TECHNOLOGY. High Performance, Low Price.



Introducing the IP-512. The first family of OEM image processing modules with high performance features available only on systems costing much, much more.

The IP-512 is a real-time image processor that's plug compatible with the INTEL MULTI-BUS and DEC Q-BUS.

It interfaces with any standard video source, stores images in single or multiple 512 \times 512 frame buffers with up to 24 bits/pixel and includes a pipeline ALU for real-time image averaging, summation, subtraction and convolutions.

The modules include programmable I/O Transformation Tables and provide for B&W and RGB output.

Specialized applications include image analysis, factory inspection, medical imaging, industrial radiography, robotic vision and teleconferencing, among others.

For details call, (617) 938-8444. Or write to:
Imaging Technology Incorporated
400 West Cummings Park, Suite 4350, Woburn, MA 01801

IMAGING
Imaging Technology, Inc.

*MULTI-BUS is a trademark of INTEL CORP.
*Q-BUS is a trademark of Digital Equipment Corp.

© 1983 IMAGING TECHNOLOGY INCORPORATED

Talk to the editor

Have you written to the editor lately? We're waiting to hear from you.



THE VERY BEST OEM 4800 BPS MODEMS IN THE WORLD...

...COME FROM GDC

GDC, the only independent supplier of 4800 bps modems to major common carriers in the U.S. and Canada, is now offering its top quality high performance products to the OEM market. All GDC modems are field proven, with a high MTBF and superior reliability.

GDC has everything you need for your 4800bps switched network, private line, synchronous, asynchronous, 208A, 208B, 208A/B or V.27 requirements. (2000-piece minimum).

OEM Sales (203) 797-0711

**General DataComm Industries, Inc.
One Kennedy Avenue, Danbury, CT. 06810**




Motion controller

The MP-500 microcomputer controller provides integration of single- or multi-axis motion and/or process control. The motion controller features a 500k-count/s input rate with an 8- or 12-bit count register for position, and 8 bits for zero position. Microprocessor based, the system can operate as a standalone controller or be integrated into a full-line management system. It provides 2K bytes of EEPROM, up to 72 I/Os, and 2 servo reference output channels. The package includes a 12" display, membrane touch control panel, integrated cabinet, and hardware. **Possis Corp**, 825 Rhode Island Ave S, Minneapolis, MN 55426.

Circle 378

Digital indicators in monitors

The 199 letter series are process monitors with a modular design. They can be adapted to any input frequency via easily accessible DIP switches or plug-in modules. Features of the monitors include universal power sources, parallel BCD output, analog output, and an



operating range of -10 to 50 °C. The monitors are capable of monitoring any process measurement thermocouple, RTD, rate, current loop, voltage, or rms display. Prices start at \$104. **Omega Engineering, Inc**, One Omega Dr, PO Box 4047, Stamford, CT 06907.

Circle 379

Computer development system

A modular control computer, the Stack 65 has multiple, programmable serial and parallel ports. The computer is AIM-65 software compatible and can serve as its own development system when used with a dumb terminal or personal computer. Microprocessor, I/O, memory expansion, and program development func-

tions are on individual cards. Each card has two 20-pin bus connectors which also space the boards 0.5" apart. Memory expansion boards can hold 2K or 4K RAMS or ROM/PROMS with 64K-byte address space. **duTec, Inc**, 4801 James McDivitt Rd, PO Box 964, Jackson, MI 49204.

Circle 380

Module with 16 voltage inputs

An analog input module, the RM65-5302E can be used in any RM65/RME-based system application that samples analog signals. The module provides for either 16 single-ended or 8 differential analog input channels. A-D conversion provides 12-bit resolution and can be calibrated for 12-bit accuracy over five selected voltage ranges. These include unipolar 0 to 5 V and 0 to 10 V, and bipolar ± 2.5 , ± 5 , and ± 10 V. The module is Euro-card sized (100 x 160 mm) with a std DIN-41612 connector. It is priced at \$375.

Rockwell International, 4311 Jamboree Rd, PO Box C, Newport Beach, CA 92660.

Circle 381

MEMORY SYSTEMS


Intelligent minifloppy

The FDS-100 minifile is an intelligent minifloppy disk system with a $5\frac{1}{4}$ " floppy disk drive, power supply, micro controller, and an RS-232-C interface. Storage capacity is 89K bytes, single sided and 179K bytes, double sided. The front panel keyboard allows control of all file management functions, which are resident in firmware. Switch-selectable options include baud rate, number of stop bits, hardware synchronization, and features for custom applications. **Atek NC Corp**, 887 Main St, PO Box E, Monroe, CT 06468.



Circle 382

Disk emulator



A nonrotating disk emulator system, the MegaRam 7000 is all solid state semiconductor storage with no moving parts. The system features 10M bytes of memory with expandability to 16M bytes, battery backup option, and full error detection and correction. The error checking and correction (ECC) capability (on a per word basis) results in improvement in MTBF. The battery backup consists of a power supply assembly to replace std assembly, and it supports a 4M-byte system for approx 2 h. **Imperial Technology, Inc**, 831 S Douglas St, El Segundo, CA 90245.

Circle 383

VAX-11/750 upgrade kit


A packaged main memory upgrade kit for the VAX-11/750 allows the CPU to be expanded up to 8M bytes. Formerly constrained by the 2M-byte system limit, the kit's expandability gives users added capabilities. When field conversion is finished, user is left with 0.25M-byte cards that the company will buy back. The avg price of the min 2M-byte upgrade kit designated model VX-2MB-750CA is \$11,500 without trade-in. Additional 1M-byte memory cards are \$2450. **EMC Corp**, 385 Elliot St, Newton, MA 02164.

Circle 384

Fall Preview—Watch for the Office Systems Design Premier Edition.

A BETTER PORTABLE FLOPPY DRIVE TESTER!

**THIS ONE SYSTEM TESTS ALL:
8", 5¼", 3½" AND 3¼" FLOPPY DISK DRIVES**



PT-350 PORTABLE TESTER

BETTER THAN ALL OTHERS BECAUSE OF THESE OUTSTANDING FEATURES:

- Normal data integrity testing, using standard soft-sectored (FM/MFM) formats
- Margin limits established for all read tests
- Calibrated test margin circuit
- Measurement of early and late margins of the data window
- Additional routines for exercising drives, including ability to write F1 and F2 patterns
- Easy test selection with a 20 key membrane keypad
- Test strings (phases) available which can be stored in the EEPROM
- 40 character alpha-numeric LCD displayed on two lines
- Select buffered step mode
- Index pulse width test
- Digital diagnostic options - includes index to data burst

ARRANGE FOR A DEMO AND YOU'LL SEE WE ARE BETTER!

ADC CORPORATE OFFICE

14272 Chambers Road
Tustin, CA 92680
Tel - (714) 731-9000
TLX - 183823 ADC TSTN

BRANCHES

Santa Clara, CA - (408) 748-8686
Dallas, TX - (214) 352-4012
Wash., D.C. - (703) 356-7450
Boston, MA - (617) 273-4844

ADC GERMANY

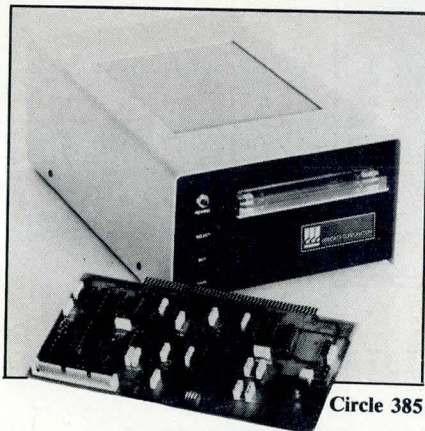
Ferdinand Porsche Str. 8
D-6453 Seligenstadt
Tel - 06182/21004
TLX - 4184528 ADCD

**ADC APPLIED DATA
COMMUNICATIONS**

**ALSO: TOKYO • PARIS • FRANKFURT • LONDON • STOCKHOLM • OSLO • MILANO • COPENHAGEN • SYDNEY •
BOMBAY • TAIPEI • KOREA • HONG KONG • SINGAPORE • TORONTO**


Cartridge drive subsystem

The model 70S cartridge drive is compatible with any 8080/8085/Z80-based system that contains an S-100 bus. A single S-100 controller card supports eight tape drives. The subsystem operates as a nonintelligent I/O memory to the host and stores up to 17.3M bytes of unformatted data at a 20k-byte/s transfer rate. Record length can be selected from 256 to 32K bytes with a max formatted storage of 16.6M bytes. Max effective storage rate is 1.1M bytes/min. **Digi-Data Corp**, 8580 Dorsey Run Rd, Jessup, MD 20794.



Circle 385

Small computer printer buffer




Wordstore is a 32K-byte printer buffer that takes over the task of communicating with the printer, leaving the computer free to handle other chores. Data compacting, a feature of the buffer, permits repeated characters to be compressed to save memory space. Copy mode allows a user to print multiple letters or documents using only the memory required for a single message. Available with 32K bytes of memory, the buffer can be upgraded to 64K bytes. Wordstore, with 32K bytes, is priced at \$199. **Axiom Corp**, 1014 Griswold Ave, San Fernando, CA 91340.

Circle 386

Winchester family

The 500 series of 5 1/4" Winchester disk drives feature 32-ms access time and storage capacities ranging from 55M to 111M bytes. Model 502 has 4 disks storing 55M bytes while model 504 has 6 disks storing 86M bytes. Models 503 and 505 have 71M and 111M bytes of unformatted storage capacity, on 4 and 6 disks, respectively. The 502 and 504 specify a 0.625M byte/s transfer rate and 9212 bpi recording density. Specs for the 503 and 505 are 0.806M bytes/s and 11,886 bpi. In quantities of 500, prices range from \$1550 to \$2500. **Priam Corp**, 20 W Montague Expy, San Jose, CA 95134.



Circle 387

Outside, a shield that's good for up to 80 dB EMI/RFI attenuation.

Inside, CW's IDC reliability.

With the new CW shielded 0.050" flat cable and D-connector cable assembly, you can exceed FCC requirements* by a wide margin. Its flange-and-shroud design reduces strays by up to 80 dB.

What's more, it combines a host of great features—mass termination capability, daisy-chainability, snap-together design, and effective connection to ground—to solve your

stray radiation problems conveniently, reliably, and economically.

To find out more, write to CW Industries, 130 James Way, Southampton, PA 18966, or call (215) 355-7080.

CW INDUSTRIES

©CW

2024

High MTBF Winchester

The D5200 family consists of four 5 1/4" Winchester disk drives. These drives offer unformatted capacities of 6.4M, 12.9M, 19.3M, and 25.8M bytes. They also offer a direct-drive dc spindle motor and micro controls for an MTBF of 12,000 power on hours. The drives have an 85-ms avg access time, a 5M-bps data transfer rate, and a 3600-rpm rotational speed. The drives are intended for use by small business and personal computer OEMs and systems integrators. The 100-piece pricing ranges from \$915 to \$1410. **NEC Information Systems, Inc**, 5 Militia Dr, Lexington, MA 02173.

Circle 388

Get your own

If you're reading someone else's copy of Computer Design, why not get your own? To receive a subscription-application form, circle 504 on the Reader Inquiry Card.

"If you want to do OEM computer business in the U.S., you'd better go to the Invitational Computer Conferences in Boston, Dallas, Minneapolis, Orange County, Washington, D.C., Los Angeles, Ft. Lauderdale, ...We do!"

Experienced marketing management knows that the best way to reach the technical decision maker/buyer is to meet him where he lives and works, demonstrate operating equipment and provide him with the technical information he needs. Over the past 12 years successful marketers have found the Invitational Computer Conferences to be the most cost-efficient, effective method of covering their U.S. computer industry customer base.

The exclusive, one-day, OEM conferences will be held in ten major market areas throughout the United States and are attended by a select, invited audience of OEM's, systems houses and quan-



LARRY HEMMERICH, V.P./General Manager
Cipher Data Products, Inc.
OEM Marketing Division

tity end users. Guests can attend a variety of technical seminars and view operating displays of the newest computer and peripheral equipment. The informal setting makes it easy to meet with potential customers one-on-one and the simple table-top displays keep exhibit costs at a minimum.

Exhibit your products at the Invitational Computer Conferences with these top companies:

Adaptive Data & Energy Systems
Amcodyne, Inc.
Amlyn Corp.
Anadex Inc.
Archive Corp.
AVIV Corp.
Braemar Computer Devices, Inc.
Cipher Data Products, Inc.
Control Data Corp.

Cynthia Peripheral Corp.
Dataram Corp.
Digital Equipment Corp.
Dysan Corp.
EXO Corp.
Fujitsu America, Inc.
IBM Corp.
Integral Data Systems, Inc.

International Memories, Inc.
Iomega Corp.
KENNEDY
An Allegheny Int'l Co.
Maxtor Corp.
MegaVault
Micro Peripherals Inc.
NEC Information Systems, Inc.

Pertec Peripherals Corp.
Pioneer Magnetics, Inc.
Priam Corp.
Printronic, Inc.
Quantum Corp.
Qume Corp.
Raymond Engineering, Inc.
ROSSCOMP Corp.

Seagate Technology
Spectra Logic Corp.
Tabor Corp.
Tandberg Data, Inc.
Tecstor, Inc.
THORN EMI
Technology, Inc.
Telex Computer Products, Inc.
Trilog, Inc.
3M Data Recording Products

Universal Data Systems
Vermont Research Corp.
Vertex Peripherals Corp.
Wilson Laboratories, Inc.
World Storage Technology
Wangtek
Xylogics, Inc.

1983-1984 Series

Sept. 13, '83	Newton, MA
Sept. 29, '83	Minneapolis, MN
Oct. 18, '83	Valley Forge/ Philadelphia, PA
Oct. 20, '83	Washington, D.C./ Vienna, VA
Nov. 8, '83	Houston, TX
Nov. 10, '83	Dallas, TX
Jan. 9, '84	Irvine, CA
Feb. 7, '84	Ft. Lauderdale, FL
Feb. 28, '84	Los Angeles, CA
Mar. 1, '84	Palo Alto, CA

For more information call or write:
B.J. Johnson
& Associates, Inc.
3151 Airway Ave. #C-2
Costa Mesa, CA 92626
(714) 957-0171



Cartridge Winchester


Designed to use with the Intellec micro-processor development system that runs the ISIS-II operating system, the DataSafe -8/8R is a fixed/removable Winchester subsystem. It provides 8M bytes of fixed and 8M bytes of removable storage. Each 5¼" cartridge holds 42k, 128-byte blocks. A std copy program is used so no software changes are required. In addition, a special track-to-track copy program copies an entire cartridge to or from the fixed Winchester in 3 min. With a full 1-year warranty, the Winchester is priced at \$8995. **Winchester Systems, Inc.**, 14 Laurel Hill, PO Box 545, Winchester, MA 01890. **Circle 389**

Cache board increases speed

The OR-88C disk cache memory board works in conjunction with the floppy disk controller in the MDS series of development stations. It increases the computer speed by three times, on the average, and provides 480K bytes of storage capacity. One board supports four double- or two single-density floppy drives and is fully compatible with ISIS® and CP/M. The cache board uses an 8088 to control the memory and data transfer allocations. Memory allocation is based on the LRU algorithm in which sectors that have been dormant the longest are replaced first. In single quantities, the board is priced at \$2850. **Origin, Inc.**, 9136 Gibson St, Los Angeles, CA 90034. **Circle 390**

Half-height drives

Five different models of 5¼" half-height floppy drives are equipped with a unique ball bearing carriage. Storage capacity for 96-tpi drives range from 500K bytes to 1.6M bytes (unformatted) with a 3-ms access time. Storage capacity for the 48-tpi drives ranges from 250K to 500K bytes (unformatted) with a 6-ms access time. Features include a read/chain design for data integrity improvement, self-centering clutch, band positioner for fast access time, and an auto disk eject. **Hi-Tech Peripherals Corp.**, 15192 Triton Ln, Huntington Beach, CA 92641.



Circle 391

IBM PC/XT streaming tape drive



This standalone streaming tape drive backs up any Winchester disk or floppy drive used with the IBM PC or XT. Key specs include a cartridge capacity of 20M bytes (unformatted), 18M bytes (formatted), a 90-ips linear speed, and an 8k-bpi density. The system uses NRZI bit serial, 4-track serpentine recording and a 450'-tape. Transfer rate is 90k bps (burst) and 28.9k bps (avg). Backup is accomplished by volume or individual file. Four error checking methods ensure data integrity. The drive is priced at \$2195. **Davong System Inc.**, 217 Humboldt Ct, Sunnyvale, CA 94089. **Circle 392**

Fixed/removable Winchesters

The series 8 Winchester disk system features an 8" removable hard disk that holds 10.6M bytes of storage. The system provides minicomputer designers with fixed and removable media add-on subsystems. Advantages of the system include easy handling for backup files as well as rapid editing of file dates and programs. Series 810 has a single cartridge drive; the 853 drive is fixed and is equivalent to 4 DEC RL02 drives. Single-unit price for the 810 is \$4550 and for the 853 is \$7800. **Xacom Technology Inc.**, 560 Forbes Blvd, South San Francisco, CA 94080. **Circle 393**

Funnel std cartridge drive

The Serpentine funnel is a ¼" digital cartridge tape drive set to the industry-std start/stop drive. A bidirectional R/W head allows 4 tracks to be read forward and backward so the tape is never re-wound. Memory capacity is 21.3M bytes and the transfer rate is 24k bytes/s. The 30-ips R/W speed and the 90-ips search are the same as on the std funnel. Applications for the drive include Winchester disk backup, as a full function tape peripheral, or in data acquisition. In 1000-piece quantities, the drives are priced at \$900. **Data Electronics, Inc.**, 10150 Sorrento Valley Rd, San Diego, CA 92121. **Circle 394**

Mag tape subsystem

The Sperry 5055/Uniservo 28 magnetic tape subsystem offers high speed group coded recording (GCR) tape capability. The subsystem is a dual-density GCR/phase encoded (PE) unit with tape speed of 125 ips. It provides a transfer rate of 750k bps GCR and 200k bps PE. A second unit, the Uniservo 26, has a tape speed of 75 ips and transfer rates of 480k bps GCR and 120k bps PE. The tape subsystem can be configured from 1 to 8 tape units and 1 or 2 control units. It provides a dual channel option allowing the control unit to attach to 2 block MUX channels. Purchase price is \$22,000 for the Uniservo 26 and \$24,750 for the Uniservo 28. **Sperry Corp, Computer Systems**, PO Box 500, Blue Bell, PA 19424. **Circle 395**

High capacity disk subsystem

The Magnum disk subsystem is designed for industrial applications that need large online data storage with rapid access times and a more highly available system. It has one or two 140M-byte data modules, or it can be configured as a master/slave subsystem that can store up to 560M bytes on 1 I/O channel. Transfer rates through cache memory have a peak throughput of 1.2M bytes/s with an avg seek time as low as 25 ms. MTBF with 2 data modules is 2500 h, with 1 module, 4000 h. Built-In-Test isolates faults in 1 of 6 field replaceable modules. Subsystem provides support for shared data storage through the use of dual data ports. The quantity-1 price (military spec) is \$94,000. **ROLM Corp.**, 1 River Oaks Pl, San Jose, CA 95134. **Circle 396**

Share your knowledge

Other system designers face the same problems you've already solved. You could help them by writing a technical article for Computer Design. For a free copy of our Author's Guide, circle 503 on the Reader Inquiry Card.

If you're getting on board the VMEbus, the best way to catch it is with the new BICC-Vero backplane system.

Hop Aboard.

You'll find everything you need for a totally integrated interconnection and DIN standard packaging system to enhance the latest generation of 16/32 bit microprocessors and specifically the 68000.

Maintaining a synchronous data transmission at high speed the VMEbus specification provides 7 interrupts plus 4 bus arbitration priority levels for total flexibility. And the unlimited number and types of processors you can use means true multiprocessing applications are available.

The new range, all VMEbus compatible includes BACKPLANES, EXTENDER BOARDS, CARDFRAMES and POWER SUPPLIES.


Three J1 backplanes for 16 bit systems and two J2 backplanes for 32 bit expansion, plus extender boards for any combination of backplanes.

Our VMEbus system is compatible with KM6 cardframes to ensure ease of assembly, reliability and extreme rigidity in performance.

Further benefits to be gained from the latest BICC-Vero high technology include VMEbus compatible single and double Eurocards employing the new speedwire insulation displacement interconnection system.

So enjoy a smoother ride aboard the VMEbus.

Full technical information on the new BICC-Vero VMEbus System package from:



BICC-Vero backing the VMEbus




Leaders in packaging technology

BICC-VERO ELECTRONICS INC.

171 Bridge Road Hauppauge
New York 11788
Telephone: (516) 234-0400 TWX: 510-227-8890
4001 Leaverton Court Anaheim
California 92807
Telephone: (714) 630-2030 Telex: 277732

CIRCLE 163

3.2M-byte 5¼" floppy drive



The RFD 3200 5¼" flexible disk drive features 3.2M bytes of memory capacity. It offers 170 tpi in a double-sided version with a 500k-bit transfer rate. The electrical interface and data formats are industry and ANSI compatible for std 8" diskette drives and controllers. The drive provides a 3-ms track to track access time; the direct drive dc motor's MTBF is 30,000 h. A reference track is built into the unit to control the positioning system. The step motor micro steps to the accurate location on the desired track. **Ex-Cell-O Corp, Remex Div, 1733 E Alton Ave, Irvine, CA 92714.**

Circle 397

Multibus RAM

The VLS system provides 4.5M bytes of high speed Multibus memory. The memory has a 440-ns cycle time with faster response times available. Designed to alleviate program partitioning, resource sharing, and memory fragmentation, the system allows memory mapping, paging, and segmentation through the 16M-byte range. It supports systems with 16-, 20-, and 24-bit address buses and allows an 8-bit processor access to 16M bytes of memory with a 16-bit address bus. OEM pricing for the system ranges from \$1295 for the 512K-byte to \$9995 for the 4.5M-byte. **Advanced Digital Technology, 14125 Capri Dr, Suite 4, Los Gatos, CA 95030.**

Circle 398

Half-height Winchester

The TM250 family of Winchester drives, which includes models TM251 and TM252, features plated media and 6.4M- and 12.8M-byte capacities. The half-height drives have a 345-tpi track density; recording density is 9074 bpi; and they use 306 cylinders. The TM251 has 5M bytes of formatted capacity with record-

ing performed on both sides of a disk. The TM252 has 10M bytes of formatted capacity. An onboard micro calculates position for an avg access time of 85 ms, head settling time of 15 ms, and an avg latency of 8.33 ms. The TM251 is priced at \$425 and the TM252 at \$500. **Tandon Corp, 20320 Prairie St, Chatsworth, CA 91311.**

Circle 399

MIL spec Winchester



A cartridge-loaded Winchester disk drive, RD-5/15 is designed for high speed mass data storage in military computers. The drives transfer data at a 5M-bps rate with a 40-ms avg access time. Storage capacity is 15M bytes on a 5¼" plated disk media. The intelligent interface allows easy interfacing to most computers. Features include formatting, error detecting/correcting, addressing, and device controlling. The drives comply with MIL-E-16400/MIL-E-5400/MIL-E-4158 standards. **Miltope Corp, 1770 Walt Whitman Rd, Melville, NY 11747.**

Circle 400

20.8M-byte subsystems

Available with floppy or tape removable media for I/O and archival storage, series 6000 additions are 20.8M-byte, 5¼" Winchester-based subsystems. They are compatible with LSI-11 systems and with series 6000 computers. Available storage can be combined with a single 1M-byte floppy drive, dual 1M-byte floppy drives, or a 20M-byte ¼" tape cartridge drive for backup and storage. The subsystems use formatting capabilities to allow multi-user configurations. Two 20.8M-byte subsystems can be configured to provide 41.6M bytes of Winchester mass storage. Prices range from \$4550 to \$11,250, with OEM discounts available. **Plessey Peripheral Systems, 17466 Daimler, Irvine, CA 92714.**

Circle 401

Fixed media disk drive

The 9794 Winchester disk drive emulates DEC's RMOS and has a 315M-byte capacity. The 256M-byte formatted capacity combines a 25-ms avg head positioning time with an 8.3-ms avg rotational latency to yield a 34-ms avg access time. CPUs connect to the storage devices via MASSNET, a high speed network that supplies up to 64 nodes within a 1-mile radius. The storage device can access any part of the 55G bytes of stored data within tens of seconds. **System Industries, Inc, 1855 Barber Lane, PO Box 789, Milpitas, CA 95035.**

Circle 402

11/23 compatible memory boards

For use with the 11/23, the CI-1123 plus is a dynamic memory system. It has 1M byte on a single dual-width board. It features check parity with onboard control status register, and 64K- and 256K-byte RAM with 240-ns access time and 400-ns cycle time. Power requirement is 1.2 A max from a 5-V supply. The board is easily configured for battery backup supply for 1M byte of memory in the down state. The CI-1123 plus is available in 256K-, 512K-, and 1M-byte configurations with prices ranging from \$595 to \$3995, **Chrislin Industries, Inc, Computer Products Div, 31352 Via Colinas, Suite 102, Westlake Village, CA 91361.**

Circle 403

Tell us what you like

Did you remember to rate the articles in this issue of Computer Design? A special editorial score box is provided on the Reader Inquiry Card.

For the first time...an oscilloscope to match the timing accuracy demands of today's fastest technologies.

Laboratory quality timing accuracy plus the convenience of a portable oscilloscope.

If the accuracy of your timing measurements must keep pace with the latest technology, the HP 1726A Time Interval Oscilloscope is your best solution. It can handle tough timing problems. Although most general-purpose, laboratory oscilloscopes solve a variety of problems, their timing accuracy is typically design limited to ± 500 picoseconds. This simply is not adequate for designing and producing many of today's products.

Introducing the 50 ps scope.

HP's 1726A time-interval oscilloscope solves this timing limitation with a revolutionary approach. Its new method of making timing measurements is based on combining HP counter technology with HP's advanced oscilloscope triggering circuits. The results? New levels of accuracy (± 50 ps), resolution (± 10 ps), and repeatability (± 30 ps). All this in a portable package



TIME-INTERVAL MEASUREMENT

TIME INTERVAL	500 ps	5 ns	1.2 μ s
1726A Accuracy	± 50 ps	± 50 ps	± 50 ps
1726A Resolution	± 10 ps	± 10 ps	± 10 ps


that won't clutter your bench or test station. Typically, the 1726A's accuracy is a factor of ten improvement over most laboratory scopes, including the one you're probably using or planning to purchase.

Also, it provides accurate first-pulse measurements...and it's easy to use.

Check the time interval table.

With the 1726A, your time-interval answers are consistently accurate...and oscilloscope timing calibration is preserved even with its Time/Div vernier out of detent. In fact, intervals as long as 1.2 μ s can be measured with ± 50 ps accuracy.

For unprecedented convenience and ± 30 ps repeatability, dial in start/stop trigger levels with 1 mV resolution,



position the on-screen markers, and read the answer on the 1726A's LED display. You get fast, convenient, results you can trust...time after time.

Meeting the needs of today's technology.

With continuing IC advances, you'll need the capabilities of the 1726A in your lab or production area. Use it to uncover 400 ps clock skew in computer mainframes. Determine 200 ps propagation

delays in IC's or hybrids. With the 1726A's 50 ps accuracy, observe the 20 ns round-trip delay of a test signal within a test system. Or, tie the 1726A to your data-logging system through its HP-IB interface. And with its time-interval module turned off, you'll find the 1726A to be a high-quality, general-purpose, dual-channel 275 MHz oscilloscope.

Get all the details by calling your local HP sales office listed in the telephone directory white pages. Ask for the electronic instruments department.




**HEWLETT
PACKARD**

HP-IB: Not just IEEE-488, but the hardware, documentation and support that delivers the shortest path to a measurement system.



0801303-A

Multimode printer

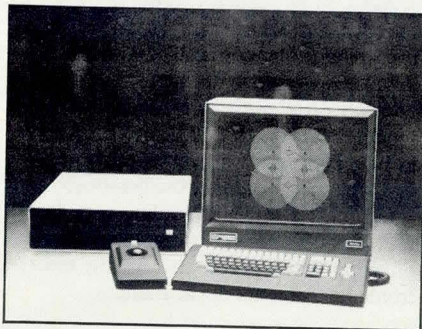


The DP-9725A Color/Scribe printer has single- and multiple-pass modes that permit full-color capabilities and multi-quality characters. Four modes include enhanced, correspondence, and data processing quality as well as high resolution graphics. Graphics resolution is either 144 dots/in or 72 dots/in, in both horizontal and vertical dimensions. Speed for correspondence quality is 50 chars/s at 10 chars/in, 60 chars/s at 12 chars/in; in enhanced mode, 164 chars/s for 10, 12, 15, and 16.4 chars/in. Single-quantity price is \$2350. **Anadex Inc**, 9825 De Soto Ave, Chatsworth, CA 91311.

Circle 404

Color graphics terminal is Tek 4014 compatible


The VHR19 is a 1024 x 1024 color graphics terminal, designed for applications where color, speed, and Tektronix 4014 compatibility are needed. A total of 4096 colors are available with eight of them concurrently displayable in a 19", bit-mapped display. The terminal supports full graphics commands; four sizes of character sets are included plus two graphics character sets, one of which is user definable. Features include an RS-232-C serial port with 50 to 19.2k baud, DMA channel, auxiliary I/O port, and serial/parallel printer port. The 100-piece price is \$3995. **Intecolor Corp**, 225 Technology Park, Norcross, GA 30092.



Circle 405

Analog joystick

Two contoured joysticks provide precision control, quick response, and ease of operation. The joysticks are available in two models. The CR-301 and CR-401 are compatible with Atari and Commodore computers; the 401 is also compatible with Apple and Franklin computers. The 401 is a true analog joystick with action supported by a single gimbal that actuates dual 100k pots, one in each axis. With a self-centering handle, a player can select either free floating or centered stick movements. The 301 sells for \$19.95 and the 401 for \$44.95. **Comrex International Inc**, 3701 Skypark Dr, Torrance, CA 90505.



Circle 406


High resolution graphics displays

The CDCT 5000 series of displays features a high resolution, 0.31-mm pitch self-convergent CRT. It offers scanning flexibility with live frequencies between 15 and 37.5 kHz and a vertical scan frequency between 38 and 80 Hz. For lower frequency ranges, a 25-MHz bandwidth analog video amp is used; for higher scanning, a 50-MHz device is used. Two screen sizes are available: a 14" and a 20", both black matrix. **Barco Video & Communications nv**, Th Sevenslaan 106, B-8500 Kortrijk, Belgium.

Circle 407

European display terminal

A video display terminal for the European market, the Eurobee FT-10 has a 14" (35.5-cm) screen. The terminal uses an 8085 with 6K bytes of RAM (expandable to 40K bytes). The screen has 80 cols, 24 rows of data with a 25th for status. The keyboard has 107 key stations including a 14-key numeric pad and 8 function keys. All European character sets are in the terminal, as are 161 graphics symbols and 16 bar codes. Features include



editing, memory and line lock, ASCII comm code, RS-232 interface, and transmission rates from 50 to 19.2k baud. The terminal is priced at \$1085. **Beehive International (UK) Ltd**, Index House, Ascot, Berkshire, SL5 7EU, England.

Circle 408

RGB color displays

Model DT-D1300D is a 13" RGB/composite computer display. It is compatible with the IBM PC, Apple III, and Panasonic JR-200. The CRT is a direct etched non-glare type. The unit accepts a composite video input; the alternate RGB input features a multipin input connector. Interface allows generation of 16 colors when connected to the IBM PC or Apple. In RGB mode, 2k chars in 80 x 25 format are displayed. In composite mode, 1k chars in 40 x 25 format are displayed. The unit has a built-in audio system. **Panasonic Industrial Co**, Information Systems Group, 1 Panasonic Way, Secaucus, NJ 07094.


Circle 409

High resolution display processor

Model 3700 color display processor offers flicker-free, 1280 x 1024, 60-Hz high resolution, noninterlaced color graphics. Special hardware allows it to write in 80-pixel blocks, resulting in fast writing speeds of up to 42M pixels/s. Vector write time is 750 ns/pixel (continuous speed) and up to 4096 colors can be displayed simultaneously from a palette of 16.7M colors. Options include hardware cursor, hardware pan and zoom, and graphic input devices such as data tablet, keyboard, joystick, and trackball. Prices range from \$9995 to \$18,700. **Lexidata Corp**, 755 Middlesex Tpke, Billerica, MA 01865.

Circle 461

Voice processing subsystem




The VoiceStor model 30 is a voice storage subsystem for high level voice response and storage retrieval. The device records and plays back words, phrases, or sentences exactly as spoken. Its vocabulary is very flexible with no fixed limit on any element. Recording capacities vary from 100 s to 60 h, depending on the applications. It supports up to 32 simultaneous voice channels, allowing access to several sources on an async basis. The system interface is a std RS-232-C control channel operating at a range of data transmission rates. **Voicetek Corp.**, 10 Dedham St, Newton, MA 02161.

Circle 462

Touch-active system

The Touch Information Display touch terminal uses opto-technology with no overlay. This technology gives a clear view of the screen and is difficult to damage. The display allows the user to define a variety of touch-active areas for more flexible programming in a wider range of applications. The interface is an RS-232-C and an ASCII port is std. The display is 24 lines x 80 chars on a 12" screen, and the character set is 96 ASCII plus 32 special graphic symbols. The display sells for \$1400. **Electro Mechanical Systems, Inc.**, 801 W Bradley, Champaign, IL 61820.



Circle 463

Fast display generator

The 2020 color graphics display generator offers 675k short vectors/s. It is designed with pipelined, parallel coprocessors and a 32-bit VMEbus structure. It features a writable control store implemented in RAM and a 3 1/2" microfloppy for added software capability. The peripheral uses multiple MC68000s, and bit-slice processors handle complex bit manipulations. Vectors are drawn at a 37- to 74-ns/pixel rate. Each memory board in the display contains two bit planes of 1280 x 1024 bits each. The display is priced at \$32,700 in the basic configuration. **Ramtek Corp.**, 2211 Lawson Lane, Santa Clara, CA 95050.

Circle 464

Emulating graphics terminal

The 2427 color graphics terminal offers dual-processing power. With single commands, it emulates the Tektronix 4010/4014. Programs written in the Tektronix protocol can run with plotting, interactive mode, status reporting, and

printing. Also compatible with the 4027 color graphics terminal, the 2427 emulates commands and features that include arcs and regular polygons, area fill, and printer interface to dot-matrix printers. The design includes a 16-bit Z8002 CPU with alphanumeric functions handled by a dedicated 8085 processor. Graphics resolution is 560 x 288. The unit is priced at \$1995, quantity 100.

Intecolor Corp., 225 Technology Park, Norcross, GA 30092.

Circle 465

Let's hear from you

We welcome your comments about this issue. Just jot them on the Reader Inquiry Card.

IMMOBILIZES PARTICLES PERMANENTLY

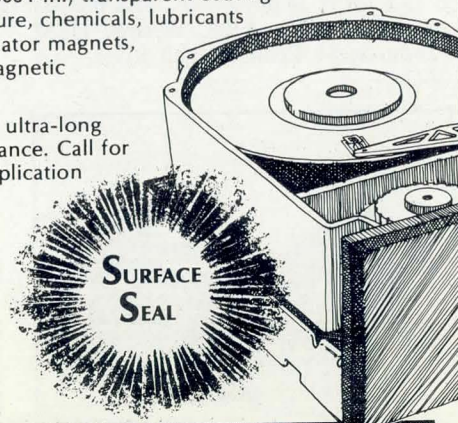
Vacuum-deposited Parylene coating ties down microscopic particles permanently.

- Protect disk drives from lost data, head crashes
- Super thin (down to .0004-in.) transparent coating resists abrasion, moisture, chemicals, lubricants
- Ideal for castings, actuator magnets, ferrites, PC boards, magnetic shaft seals.

Nova Tran has the key to ultra-long disk drive MTBF performance. Call for details on economical application engineering and production services.


NOVA TRAN CORPORATION.

100 Deposition Drive
Clear Lake, WI 54005
715/263-2333
TELEX 29-0220



REGIONAL COATING CENTER S—EAST & WEST COASTS

Printer has drop-in printwheel




The 4560 Generation II daisy wheel printer features an easy drop-in printwheel with up to 112 chars. The model offers bold-face, shadow printing, and auto underlining. It comes equipped with a 2K-byte input buffer and an RS-232 interface. Paper handling is friction feed with an optional tractor. A cartridge ribbon is available in a single- or multistrike film. Baud rate and DIP switches are accessible from the outside to easily change the functional parameters. The printer features a noise level of less than 60 dBA. It is priced at \$1095. **Facit, Inc.**, 235 Main Dunstable Rd, Nashua, NH 03061.

Circle 466

Low cost dot-matrix printers

Dot-matrix printer mechanisms, models 81 and 82 are suitable for use in ECR/POS systems, mobile printer applications, and data logging. Data are printed in any desired dot-matrix pattern based on a 7-needle vertical dot array (5 x 7, 7 x 7, 9 x 7). Both printer units are alphanumeric and bidirectional. They consist of two separate assemblies: the main printer and a paper handling device. Model 81 prints 38 cols at 13 chars/in and model 82 prints 18 cols at 13 chars/in. The printhead life expectancy is 75×10^6 at 14 dots/char. Both models are priced below \$100. **Westrex OEM Products**, 51 Penn St, Fall River, MA 02724.



Circle 467

High speed printer

The 4111 colorgraphic printer produces color paper hard copy or overhead transparencies in less than 60 s. The thermal printer duplicates an image on a CRT screen. Each dot on the hard copy corresponds to the CRT screen's 640 x 480 pixel resolution. The screen image is reproduced at a 160- x 120-mm size. A subtractive color transfer process uses yellow, magenta, and cyan to produce hard copy in eight colors. The printer provides multiple paging in several alphanumeric formats, ranging from 80 chars x 24 lines to 132 chars x 48 lines. Price is \$6500. **Ramtek Corp.**, 2211 Lawson Lane, Santa Clara, CA 95050.

Circle 468

Two bit-map terminals

Model 480 and 489 are graphics terminals with 640 x 480 graphics resolution and 60-Hz noninterlaced displays. Display features include 8 screens of character memory, 48 line operations, and a vertically split screen that allows display of 96 half lines. Graphics features are geometric functions, drawing modes for draw behind/draw over, and scaling and clipping. Cross-hair cursor is used for graphic input; with pan and zoom it provides location and magnification of points of interest. Three planes of bit-map memory provide 1024 x 512 pixels with each pixel definable in 1 of 8 colors. The 480 costs \$5000; the 489 is priced at \$5500, with volume discounts available. **Colorgraphic Communications Corp.**, 2379 John Glenn Dr, PO Box 80448, Atlanta, GA 30366.


Circle 469

High speed remote printer

A remote line printer connects to the parallel printer port of many computer systems, thereby eliminating software modifications. It includes data compression, print buffering for high throughput, and built-in diagnostics. Other features/options include an aux stat MUX channel, allowing a CRT to be connected to the system for remote job entry; an auto dialer that stores and recalls up to 50 remote site numbers; and satellite circuit compatibility. The printer can be used in a direct connect configuration at speeds up to 56k baud. **Digital Associates Corp.**, 1039 E Main St, Stamford, CT 06902.

Circle 470

Printer/plotter upgrade




The TP3000 graphics printer/plotter has been upgraded to print up to 750 lines/min. The military tactical device meets the following specs: MIL-T-21200, MIL-E-16400, MIL-E-5400, emi per MIL-STD-461A and Tempest per Nacsem 5100. The thermal printhead spans an 8" paper width and provides high resolution graphics at 100, 153, or 200 dots/in, both horizontally and vertically. It prints a 64 ASCII char subset in 80-col (10-char/in) and/or 132-col (17-char/in) formats. **Miltope Corp.**, 1770 Walt Whitman Rd, Melville, NY 11747.

Circle 471

Digitizer and plotter

A combined digitizer/plotter, designated the DP4060, allows operators to digitize graphical information and plot back on the same surface. This technique lets the user verify the entered data, edit the information, and produce the final engineering drawing. The digitizing area is 42" x 60" (1066 x 1524 mm), which allows ample space for a menu. Resolution is 0.001" (0.025 mm) and accuracy is 0.010" (0.254 mm). The plot area is the same as the digitizing area with a resolution of 0.0025" (0.0635 mm) and accuracy of $\pm 0.006"$ (± 0.153 mm). **Data Technology, Inc.**, 4 Gill St, Woburn, MA 01801.



Circle 472

Emulating terminal


A video display terminal, the Visual 383 emulates the Burroughs TD830 terminal. A tilt and swivel display, 14" nonglare screen, and N-key rollover keyboard are terminal features. Power-on diagnostics, line-monitor mode, printer support, user definable keyboard (which includes 8 programmable keys—16 with shift), and std Burroughs poll/select protocol allow easy integration into present systems. Other features include six display pages, selectable interface, dual logic stations, and local forms storage. The terminal is priced at \$1695. **Visual Technology Inc.**, 540 Main St, Tewksbury, MA 01876.



Circle 497


Realtime digitizer

A color RGB video digitizer, RGB-512 is plug compatible with either the Multibus or the Q-bus. It captures 3 channels of decoded RGB video images in $\frac{1}{50}$ of a second. Sequential signals are digitized in $3 \times \frac{1}{50}$ of a second. Three flash ADCs digitize each signal at 5 or 10 MHz to 6 to 8 bits of accuracy. Each channel provides 4 bits of graphics overlays. Other features include 50/60-Hz compatibility PLL circuit, and switchable int/ext sync source. Digitizer is \$7495. **Imaging Technology, Inc.**, 400 W Cummings Park, Woburn, MA 01801.



Circle 498

Data terminal reads bar codes



The D5 series reader/terminal combines a bar code reader with a data terminal in one package. Features include an alphanumeric keyboard, a 2-line/80-char LCD, and 2-way communications via RS-232, RS-442, or 20-mA current loop interfaces. Without changing switch settings or software, the unit decodes interleaved 2 of 5, code 3 of 9, Codabar, UPC-A, UPC-E, EAN-8, and EAN-13. Bar code data can be entered by a code pen, an external fixed beam or moving beam scanners, or an integral card slot scanner. **Skan-a-matic Corp.**, PO Box S, Elbridge, NY 13060. Circle 499

Thermal printer

Model 822 is a microcomputer-controlled ASCII character printer for use with computers, data terminals, and instrument systems. This alphanumeric thermal printer interfaces to the IEEE 488 instrumentation bus and acts as a listener in either the addressed or listen-only modes. In the addressed mode, primary addresses from 0 to 31 are front panel switch selectable. In the listen-only mode, all messages on the bus are printed regardless of address. Prices start at \$745 in single quantities. **Newport Electronics, Inc.**, 630 E Young St, Santa Ana, CA 92705. Circle 500

Premier Edition Preview—
*Artificial intelligence for
office automation systems
—in late October.*

Why pay for 1000 watts? Trio's 750-watt switchers do the job!



Trio's 682 Series 750-watt high-power switching regulator supplies do not derate at elevated temps. They maintain full-power output at 71°C. Built like a military product but at a competitive commercial price! Ideal for complex digital and memory systems. Dual-selectable 115/230 VAC input. We offer custom modifications to meet your individual system requirements.

**FOR A DEMO OR
EVALUATION UNIT CALL
YOUR TRIO REP TODAY!**



80 Dupont St.
Plainview, NY 11803
Phone 516 349-0400
TWX 510 221-1861

CA: 213 681-5631 □ 714 837-8419
□ 415 969-6313 □ IL: 312 359-7990 □ MD: 301 647-8007
□ MA: 617 655-6080 □ NH: 603 536-1544 □ NJ/NYC:
201 569-0015 □ NY: 717 967-2607 □ PA: 215 887-2310
□ TX: 214 231-5388 □ 713 370-7449 □ WA: 206 453-9375
EUROPE — □ England: 0376-515415 □ Italy: 0187-513777 □ Norway: 02-463253

CONFERENCES

OCT 2-5—Robotech (Internat'l Conf and Exposition for the Application of Automated Manufacturing Technology), Curtis Hixon Convention Hall, Tampa, Fla. INFORMATION: Tom Will, Latcom Inc, 4135 Laguna, Coral Gables, FL 33146. Tel: 305/667-5150

OCT 3-6—Data Communications Symposium, Sea Crest Lodge, Falmouth, Mass. INFORMATION: Kenneth J. Thurber, Architecture Technology Corp, PO Box 24344, Minneapolis, MN 55424. Tel: 612/935-2035

OCT 5-6—Compusource, Red Lion Inn and Convention Ctr, San Jose, Calif. INFORMATION: Norm De Nardi Enterprises, 289 S San Antonio Rd, Suite 204, Los Altos, CA 94022. Tel: 415/941-8440

OCT 8-10—PC (Internat'l Exposition and Conf Featuring IBM Personal Computers and Compatibles), Bayside Exposition Ctr, Boston, Mass. INFORMATION: Northeast Expositions, Inc, 822 Boylston St, Chestnut Hill, MA 02167. Tel: 617/739-2000; 800/841-7000 (outside Mass)

OCT 10-13—ISA (Instrument Society of America) Internat'l Conf and Exhibit, Astrohall, Houston, Tex. INFORMATION: Philip Meade, ISA, 67 Alexander Dr, PO Box 12277, Research Triangle Park, NC 27709. Tel: 919/549-8411

OCT 10-14—Fiber Optics and Communications LANs, Bally's Park Place Hotel, Atlantic City, NJ. INFORMATION: Barbara Coffin, 138 Brighton Ave, Boston, MA 02134. Tel: 617/787-1776

OCT 14-15—Forth Interest Group Conv, Hyatt Palo Alto, Palo Alto, Calif. INFORMATION: Linda Kahn, PO Box 1105, San Carlos, CA 94070. Tel: 213/478-7398

OCT 18-20—Internat'l Test Conf, Franklin Plaza Hotel, Philadelphia, Pa. INFORMATION: Doris Thomas, PO Box 371, Cedar Knolls, NJ 07927. Tel: 201/267-7120

OCT 24-26—IEEE Internat'l Symposium on Electromagnetic Compatibility, Shoreham Dunfey Hotel, Washington, DC. INFORMATION: IEEE EMC '83, PO Box 2228, Rockville, MD 20852. Tel: 301/984-8400; 800/638-0111 (outside Md)

OCT 31-NOV 3—Internat'l Conf on Computer Design: VLSI in Computers, Rye Town Hilton, Port Chester, NY. INFORMATION: IEEE Computer Society, PO Box 639, Silver Spring, MD 20901. Tel: 301/589-8142

OCT-NOV—Invitational Computer Confs, King of Prussia, Pa; Vienna, Va; Houston, Tex; and Dallas, Tex; various dates. INFORMATION: B. J. Johnson & Assocs, Inc, 3151 Airway Ave, Suite C-2, Costa Mesa, CA 92626. Tel: 714/957-0171

NOV 1-3—Federal Office Automation Conf, Washington Convention Ctr, Washington, DC. INFORMATION: Nat'l Council for Education on Information Strategies, PO Box N, Wayland, MA 01778. Tel: 617/358-5356; 800/343-6944 (outside Mass)

NOV 5-6—San Diego Computer Fair, Scottish Rite Ctr, San Diego, Calif. INFORMATION: Barbara E. Sack, San Diego Computer Society, PO Box 81537, San Diego, CA 92138. Tel: 619/565-8720

NOV 7-11—IECON (IEEE Conf on Industrial Applications of Mini and Microcomputers), Hyatt Regency, San Francisco, Calif. INFORMATION: Patrick P. Fasang, Siemens Corp, 105 College Rd E, Princeton, NJ 08540. Tel: 609/452-7070

NOV 8-11—Mini/Micro-West, Brooks Hall, San Francisco, Calif. INFORMATION: Jerry Fossler, Electronic Conventions, Inc, 8110 Airport Blvd, Los Angeles, CA 90045. Tel: 213/772-2965

NOV 8-11—Magnetism and Magnetic Materials Conf, Hilton Hotel, Pittsburgh, Pa. INFORMATION: R. W. Cochrane, Dept of Physics, Univ of Montreal, Montreal, Quebec, Canada. Tel: 514/343-7423

NOV 8-11—Wescon, Moscone Ctr and Civic Auditorium, San Francisco, Calif. INFORMATION: Jerry Fossler, Electronic Conventions, Inc, 8110 Airport Blvd, Los Angeles, CA 90045. Tel: 213/772-2965

NOV 14-16—Connectors and Interconnections Technology Symposium, Franklin Plaza Hotel, Philadelphia, Pa. INFORMATION: Electronic Connector Study Group, Inc, PO Box 167, Fort Washington, PA 19034. Tel: 215/279-7084

NOV 14-17—Autofact 5 Conf and Expo, Cobo Hall, Detroit, Mich. INFORMATION: CASA/SME Public Relations, PO Box 930, Dearborn, MI 48128. Tel: 313/271-0777

NOV 17-19—Northeast Computer Show and Software Exposition, Hynes Auditorium, Boston, Mass. INFORMATION: Northeast Expositions, Inc, 822 Boylston St, Chestnut Hill, MA 02167. Tel: 617/739-2000; 800/841-7000 (outside Mass)

NOV 28-DEC 2—Comdex/Fall, Las Vegas Convention Center, Las Vegas, Nev. INFORMATION: The Interface Group, 300 First Ave, Needham, MA 02194. Tel: 617/449-6600

DEC 5-6—Internat'l Electron Devices Meeting, Washington, DC. INFORMATION: Melissa Widerkehr, Courtesy Assocs, 1629 K St NW, Washington, DC, 20006. Tel: 202/296-8100

DEC 7-9—Realtime Systems Symposium, Crystal City Marriott, Arlington, Va. INFORMATION: IEEE Computer Society, PO Box 639, Silver Spring, MD 20901. Tel: 301/589-8142

DEC 12-14—Computer Networking Symposium, Sheraton Hotel, Silver Spring, Md. INFORMATION: IEEE Computer Society, PO Box 639, Silver Spring, MD 20901. Tel: 301/589-8142

DEC 15-17—Internat'l Conf on Information Systems, Houston, Tex. INFORMATION: Maryam Alavi, Mgmt Dept, Univ of Houston, Houston, TX 77004. Tel: 713/749-3727


WORKSHOPS

OCT 5-6—Getting the Most from Your CAD/CAM System, Civic Center Campus, Milwaukee, Wis. INFORMATION: John M. Leaman, Dept of Engineering and Applied Science, Univ of Wisconsin-Extension, 929 N Sixth St, Milwaukee, WI 53203. Tel: 414/224-4819

OCT 24-25 AND NOV 28-29—CAE, CAD, CAM, and Computer Graphics for Better Design, San Francisco, Calif, and Boston, Mass (respectively). INFORMATION: American Management Associations, PO Box 319, Saranac Lake, NY 12983. Tel: 212/586-8100

DEC 6-8—Software Maintenance Workshop, Naval Postgraduate School, Monterey, Calif. INFORMATION: Janice Thill, Code 54Ss Naval Postgraduate School, Monterey, CA 93940. Tel: 408/646-3212

Announcements intended for publication in this department of Computer Design must be received at least three months prior to the date of the event. To ensure proper timely coverage of major events, material should be received six months in advance. Programs and dates are subject to last minute changes.



There is a road.

Many cancer patients need transportation to and from treatments. That's why the American Cancer Society has formed groups of volunteers across the United States who give a few hours of their time each month to drive them. The road to recovery can be a long and difficult one, but it can be that much easier when there are friends who can help along the way.



Interconnection components

Product guide covers pin and socket connectors, solderless terminals, PCB interconnection systems, 0.050" center ribbon cable connectors, insulation displacement products, planar cable, and application tooling. **Molex, Inc.**, Lisle, Ill. **Circle 410**

Self-contained power supplies

Data sheet details applications and specs of the Series 30/31 Flatpak models, and explains their modular packaging technology. **Tempo Instrument, Inc.**, Commack, NY. **Circle 411**

Test equipment

Short form catalog uses photographs and specs to highlight major general purpose devices: digital and analog multimeters, oscilloscopes, frequency counters, audio and rf generators, power line monitors, isolation transformers, and dc power supplies. **VIZ Manufacturing Co.**, Philadelphia, Pa. **Circle 412**

Power MOSFET applications

Book gives design information for 200 p- and N-channel HEXFETS[®], covering control, switching recommendations, amplifier circuits, and power usage. **International Rectifier Corp.**, El Segundo, Calif. **Circle 413**

Disk drive elements

Foldout reviews applications for proprietary components that lower cost and improve performance of disk drive units. **Rogers Corp.**, Rogers, Conn. **Circle 414**

Flat-panel display terminal

Data sheet lists functional, environmental, and physical specs of the 2500 Alpha-graphic Plasmascope, and discusses significant capabilities and military program applications. **SAI Technology Co.**, San Diego, Calif. **Circle 415**

Membrane switch

Catalog summarizes construction and design features of the Electropanel, with some focus on tactile location and graphic capability. **Hallmark Electropanel Co.**, Farmingdale, NY. **Circle 416**

Data communications news

Covering data communications and related computer applications, *The Communicator* also introduces new products and reference books. **Black Box Catalog**, Pittsburgh, Pa. **Circle 417**

Floppy drives

Brochure outlines recent advances in floppy technology, including form factor and electrical interface compatibility, high density recording, and closed and open loop servos. **Amlyn Corp.**, San Jose, Calif. **Circle 418**

User configurable card

Data sheet describes DMS531 Multibus compatible data acquisition and control interface cards, and includes encapsulated descriptions of the DMS200 series modules. **DI-AN Micro Systems**, Stockport, Cheshire SK4 3EA, England. **Circle 419**

Circuit reliability

Report discusses reliability programs for linear circuits, covering device and package reliability monitor programs, data analysis, temperature accelerated life testing programs, and failure mechanism with failure rate calculations. **Precision Monolithics, Inc.**, Santa Clara, Calif. **Circle 420**

Sonic digitizer

Bulletin describes GP-6-3D-P 3-D digitizer and offers capsule specs for the complete system, its control unit, and an optional multiplexer. **Science Accessories Corp.**, Southport, Conn. **Circle 421**

General purpose switches

Catalog with spec charts, dimensional drawings, and photographs illustrates toggle, foot, heavy duty, contact, push button, illuminated, miniature, and key-lock switches, as well as fuse holders. **MG Electronics**, Hauppauge, NY. **Circle 422**

Cable guide

Booklet offers conversion factors, general design equations, cable designs, material technical data, decimal equivalents, and a wire and cable glossary. **k-x Cable, Inc.**, Pine Brook, NJ. **Circle 423**

Hardware and technology for emc

Catalog gives electrical and mechanical characteristics for shielding kits, hardware, and PCB mounted filters, along with shielded and filtered connectors; lists of shielded HD-20 and military D-type plugs/receptacles accompany specs for full-metal and metallized plastic hardware. **AMP, Inc.**, Harrisburg, Pa. **Circle 424**

Software facility courses

Digest of educational services supplies information, schedules, and tables covering personal computer, office automation, word processor, hardware, maintenance, VAX/VMS, RSX-11M, RSTS/E, RT-11, TOPS 10/20, IAS, COS-310, OSM-11, PDP-8, network, and audiovisual training programs. **Digital Equipment Corp.**, Bedford, Mass. **Circle 425**

Signal measurement and test

Reference folder features scalar analyzer 6500 and modulation meter 2305, along with synthesized generator models 2017, 2018, and 2019. **Marconi Instruments**, Northvale, NJ. **Circle 426**

Packaged switches

Catalog offers photos, pin pattern drawings, and features table, in addition to spec and application diagrams for each switch. **Ledex, Inc.**, Vandalia, Ohio. **Circle 427**

Intelligent modem

Data sheet explores the series 14,400, presenting full component specs and diagram-supported applications. **Timeplex, Inc.**, Woodcliff Lake, NJ. **Circle 428**

Federal regulation 15J

Question-and-answer brochure examines the ramifications of FCC regulations that will go into effect on Oct 1, 1983, discussing interference specs and rf standards. **The Keenan Corp.**, Vienna, Va. **Circle 429**

High performance microcomputers

Brochure details expanded line of 4 fast-loading models, and contains UCSD p-System and operating system information. **Sage Computer Technology Co.**, Reno, Nev. **Circle 430**

Communications processors

Brochure summarizes characteristics and properties of the 3600 line. **NCR Comten, Inc.**, St Paul, Minn. **Circle 431**

Why this magazine and more than 900 others let us go over their books once a year.

Some magazines, we're sorry to say, keep their readers undercover. They steadfastly refuse to let BPA (Business Publications Audit of Circulation, Inc.) or any other independent, not-for-profit organization audit their circulation records.

On the other hand, over 900 publications (like this one) belong to BPA. Once a year, BPA auditors examine and verify the accuracy of our circulation records.

This audit provides the name, company, industry and job title of every reader each publication reaches. The information helps advertisers to determine if they are saying the right thing to the right people in the right place.

It also helps somebody else important: you. Because the more a publication and its advertisers know about you, the better they can provide you with articles and advertisements that meet your informational needs.

BPA. For readers it stands for meaningful information. For advertisers it stands for meaningful readers. Business Publications Audit of Circulation, Inc.
360 Park Ave. So., New York, NY 10010.



We count, so your ads will.

Stat MUX

Data sheet specifies the DP-1000 and describes how it multiplexes 8 asynchronous terminals to 1 phone line. **Dynapac**, Alexandria, Va.
Circle 432

Time division LSI MUX

Brochure provides illustrations and applications of the TDM 1223. **General DataComm Industries, Inc.**, Danbury, Conn.
Circle 433

Data acquisition

Data book presents the system 620 line, related software, and computer interfaces, including analog multiplexers, signal conditioners, and I/O systems. **Neff Instrument Corp.**, Monrovia, Calif.
Circle 434

Electromagnetic brakes

Folder of parts drawings and mechanical/electrical specs for fail-safe and disk brakes includes a glossary of terms and general selection information. **Regdon Corp.**, Brookfield, Ill.
Circle 435

Single-board computer

Release specifies 6502 microprocessor performance, detailing STD-bus applications. **Designatronics, Inc.**, New Hyde Park, NY.
Circle 436

Subminiature indicators

Catalog details features of incandescent and neon indicator lights, providing photos, line drawings, and dimensional information; mil-type designation index is included. **Dialight**, Brooklyn, NY.
Circle 437

Video display terminals

Data sheets describe ergonomically engineered ADM 11 and ADM 24E terminals. **Lear Siegler, Inc., Data Products Div.**, Anaheim, Calif.
Circle 438

Controllers for DEC systems

Product specs of communication multiplexers and disk/tape controllers are accompanied by general and technical service information. **Emulex Corp.**, Costa Mesa, Calif.
Circle 439

Heat sinks and accessories

Catalog contains graphs, diagrams, photos, and specs, covering a range of snug-fit, plug-in, end-grease, slide-on, and wave-soldered equipment. **Aavid Engineering, Inc.**, Laconia, NH.
Circle 440

Image analyzer

Brochure supplies Quantimet 900 system I/O logic diagrams, hardware/software specs, and display monitor photos. **Cambridge Instruments, Inc.**, Monsey, NY.
Circle 441

Power conversion

Photos accompany tabulated specs with case, pin, and socket configurations for modular switching supplies, plug-in power adapters, and encapsulated mounts for single-, dual-, and triple-output modules. **Datel-Intersil**, Mansfield, Mass.
Circle 442

Automation system

Folder explains the ICC 3200 off-the-shelf solution to automation control projects that require motion control and sequential logic for both dc and ac brushless servo systems. **International Cybernetics Corp.**, Pittsburgh, Pa.
Circle 443

A 32-bit board set

Product handbook describes Quad-rabyte computer components, and supplements product groupings with configuration charts. **Gould Inc., Computer Systems Div.**, Plantation, Fla.
Circle 444

Keyboards, arrays, and keyswitches

Footprint and mounting details of the KS-200E ergonomic keyboard, ancillary arrays, and discrete keyswitches are profiled in bulletin that includes specs for both low and ultralow keycaps. **Stackpole Components Co.**, Raleigh, NC.
Circle 445

Rotary switches

Brochure lists electrical ratings and illustrates materials and finishes of standard and PC mountable 0.5" diameter switches. **Grayhill, Inc.**, La Grange, Ill.
Circle 446

Connector systems

Catalog covers line of 0.050" insulation displacement connector sockets, mating headers, DIP and DIN 41612 connectors, plugs, and accessories, and introduces Nanoflex 0.025" connector systems. **Nanocon, Inc.**, Chatsworth, Calif.
Circle 447

Digital bipolar IC

Brochure introduces the H3000 LSTTL/CML gate array, a semicustom VLSI circuit. **Honeywell Inc.**, Minneapolis, Minn.
Circle 448

Optoelectronics

Guide summarizes features, packaging, and dimensions of fiber optic emitters and detectors, infrared emitting diodes, silicon photodetectors, slotted couplers, and optocoupler/isolators. **Motorola Semiconductor Products, Inc.**, Phoenix, Ariz.
Circle 449

Relays

Digest offers specs, applications, and contact selections of miniature, general purpose, mercury-wetted, power, solid state, latching, and time-delay relays. **Midland-Ross Corp.**, North Mankato, Minn.
Circle 450

Linear motion products

Guide to standard ball bearing and roller ball bearing systems describes functions and applications. **Thomson Industries, Inc.**, Manhasset, NY.
Circle 451

Contrast enhancement

Technical bulletin illustrates, tabulates, and specifies features and applications of Chromafilter[®] sheet materials for energy emitting displays. **Panelgraphic Corp.**, West Caldwell, NJ.
Circle 452

Sensor and control technology

Booklet describes unique applications, including nuclear reactor inspection and high power switching. **Westinghouse Electric Corp.**, Pittsburgh, Pa.
Circle 453

Data concentrator families

Text and diagrams overview the effectiveness of Data Xchange, Data Express, Economux, and Bi-Link with information systems in which terminals are remotely located. **Compre Comm, Inc.**, Champaign, Ill.
Circle 454

Data communication products

Catalog features specs for the "Tri-State Box" modem and terminal interface pocket analyzer, and covers switches, printers, computer ports, modems, multiplexers, concentrators, and front-end processors. **Electro Standards Laboratory, Inc.**, Providence, RI.
Circle 455

Precision resistors

Data book furnishes outline drawings, schematics, and performance characteristic tables for the Micronox[®] and Tetrinox[®] resistance film technologies, as well as for precision instrumentation resistor networks. **Caddock Electronics**, Riverside, Calif.
Circle 456

PRACTICAL COMPUTER COST ACCOUNTING

By *Kenneth M. Sullivan*

Keep computer costs as low as possible! Ken Sullivan explains how to maximize the return on your hardware investment by measuring and costing all services performed on your computer system. He shows you how to set up cost accounting systems for centralized, decentralized, and distributed processing systems and how to use accounting data for managing computer costs.

\$24.95

Circle 473

USING THE RADIO SHACK TRS-80 IN YOUR HOME

By *Kenniston W. Lord, Jr.*

Get the most out of your versatile TRS-80 and turn it into the ultimate home management and entertainment machine. Ken Lord provides step-by-step instruction for using the computer as a tutor, personal finance manager, and time- and work-saver. He describes every aspect of programming the computer and includes numerous sample programs.

\$23.50

Circle 474

IMS PROGRAMMING TECHNIQUES

A Guide to Using DL/1

By *Dan Kapp and Joseph F. Leben*

Find out how to write effective programs for the IMS family of data base management systems supplied by IBM. This comprehensive guide explains IMS and how application programs interface with it. You discover how to achieve system objectives, load a data base, use command codes, and retrieve, send, and store data.

\$17.95

Circle 457

CDP REVIEW MANUAL A Data Processing Handbook Third Edition

By *Kenniston W. Lord, Jr.,
and James B. Steiner*

You'll go to the CDP exam with confidence when you rely on the CDP Review Manual. This updated manual fully explains and illustrates today's concepts and applications of EDP. It provides a wealth of multiple choice questions like those used on the exam. Every facet of the data processing spectrum is covered.

\$29.95 paper

Circle 458

HOW TO ORDER:

15-DAY FREE EXAMINATION (U.S. AND CANADA ONLY)

Simply circle the appropriate number(s) on the Reader Inquiry Card at the back of this magazine.

Your book will be sent to you for your 15-day free trial. If you are satisfied, keep the book and an invoice will follow. Otherwise return the book by the end of the 15-day period, and owe nothing.

SYSTEMS DEVELOPMENT DOCUMENTATION: Forms method

By *Technical Communications Associates, Inc.*

This 430 page publication presents a series of simple procedures for preparing documentation that evolve around the use of pre-structured forms that record the results of the task performed during the system development cycle. The forms cover a wide range of system development functions and are formatted to present all types of documentation. Also suggested in this publication are standards for documentation preparation.

\$69.50

Circle 459

A GUIDE TO PROGRAMMING IN BASIC PLUS, Fourth Edition

By *Bruce Presley*

Extensively revised and updated, this fourth edition shows how to write easy-to-read programs for Digital Equipment Corporation computers that run BASIC PLUS. It demonstrates the latest techniques in computer game programming, mathematics, files, recursion, searching, and sorting. An easy-access format helps you locate single definitions and commands rapidly, and each new topic is accompanied by review exercises.

A Lawrence Press Book \$14.95 paper

Circle 460



COMPUTER DESIGN'S

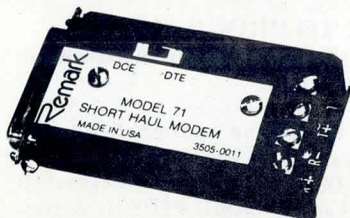
SYSTEM SHOWCASE

CIRCLE 475

for rates and information

CALL...

Shirley Lessard
(800)225-0556
in MA 486-9501

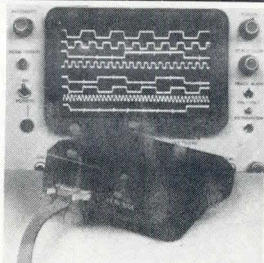


SHORT HAUL MODEM \$87

- 0 to 9600 BAUD
- 0 TO 10 MILES AT 1200 BAUD
- 2 MILES AT 9600 BAUD
- FULL DUPLEX
- OPTICALLY ISOLATED
- HOST POWERED MODEL 71 \$87
- SELF POWERED MODEL 72 \$125
- AVAILABLE NOW!

Remark DATACOM INC.
4 Sycamore Drive Woodbury, NY 11797 (516) 367-3906


CIRCLE 476



OUR REAL TIME LOGIC ANALYZER

could become your most valuable accessory. Easily attaches to any oscilloscope to compare 8 ± 15 volt signals simultaneously. Make accurate timing and phase relation measurements from DC to 8 Mhz. Low power design takes power directly from circuit under test. Complete with 30 inch E-Z-Microhook probe set, manual and full 1 year warranty for only \$139.95. Send Check or money order to HEAVISIDE INDUSTRIES, PO Box 2742, Westport, CT 06880-0742. Tel: (203)746-6706.


CIRCLE 477



MAKE THE MOST OF YOUR HARDWARE—SWITCH IT WITH ABC AND ABCDE SWITCH-BOXES...

... in a wide variety with all kinds of connectors. Avoid need to change cables manually. Economical, too—ultra compact ABC Single BNC Coax box only \$55. In addition, Data Set has the biggest selection of interface cables plus test equipment and other DP necessities. Send for Catalog. DATA SET CABLE CO, 722 Danbury Rd, Ridgefield, CT 06877. Tel: (203)438-9684, also Las Vegas—(702)382-6777.

CIRCLE 478




ZX-914 SINGLE BOARD MULTIBUS PROM PROGRAMMER

Programs 2764s in 1.5 minutes...up to 8 programmed and verified at the same time. Programs serially: up to four consecutive 2764 (8K x 8) EPROMs. Utilizing Intel's "Intelligent Programming Algorithm" cuts PROM programming time to one-fifth for 2764s and 27128s. "SPLIT PROGRAMMING" separates odd and even bytes for 16-bit CPUs, including 8086, 80186, and 80286. ISIS-II*, CP/M-80, CP/M-86 programming utilities are available now. RMX-86* programming utility available soon. \$850 with prepayment. 2-4 week delivery. ZENDEX CORPORATION, 6644 Sierra Lane, Dublin CA 94568. Order by phone, call: (415)828-3000, TWX 910 389 4009.

*ISIS, Multibus and RMX are trademarks of Intel Corp. CP/M is a trademark of Digital Research Inc.

CIRCLE 479

6809 Single Board Computer



6809 MPU, 2 serial ports, 4 parallel ports, RAM, EPROM, real-time clock, watchdog timer, 44-pin 4.5" x 6.5" PCB


EXPANSION MODULES: RAM, EPROM, CMOS RAM/battery, analog I/O, serial I/O, parallel I/O, counter/timer, IEEE-488, EPROM programmer, floppy disks, cassette, breadboard, keyboard/display.

WINTEK Wintek Corp.
1501 South Street
Lafayette, IN 47904
317-742-8428

CIRCLE 480

ATTENTION BIG BOARD USERS! WHY USE OUTDATED TECHNOLOGY?

INSIGHT ENTERPRISES IS NOW DELIVERING A NEW STATE-OF-THE-ART CP/M Z80-A SINGLE BOARD COMPUTER




On board video • 128K of Dynamic RAM and 4K of STATIC (video memory) • DMA • SASI (hard disk interface) • Floppy disk controller (4 drives any combination of 5-1/4" or 8") • 4 serial ports • Full Centronics printer port • Expansion bus • Wide line and thin line graphics • Extended track buffer • Printer buffer • Fully interrupt driven • Parallel or Serial keyboard • Compact Size • (8x14 inches)

\$750.00 single quantity OEM pricing 2-4 weeks delivery \$10.00 shipping

INSIGHT ENTERPRISES CORPORATION
373 N. Western Ave., Suite 12 Los Angeles, CA 90004 (213) 461-3262

Dealer, OEM, International Inquiries Welcome
MANUFACTURING LICENSES ARE AVAILABLE WORLDWIDE UPON REQUEST


CIRCLE 481



CUSTOM VIDEO TERMINALS

Our video terminal may be the solution to your custom video display requirement. They are available housed, in ASR, KSR, or RO form, or in configurations suitable for use in your system. Special data formats and protocols, multi-page display, graphics, and intelligent features are possible. We also have standard hardware to provide custom solutions for your non-display communications needs. Call today. **ENTERPRISE SYSTEMS CORP**, Box 698, Dover, NH 03820. Tel: (603)742-7363.

CIRCLE 482



C76 Series Solid State DIP I/O™ Modules are designed for use in computerized control systems for noise-free isolated interfacing of computer logic elements to harsh industrial environments. Modules employ custom microcircuits in a TO-116 DIP. Low "Per-point" cost. Meets VDE spacing and voltage requirements. Features CMOS and TTL compatibility, optical isolation, high noise immunity and an ENABLE function on input modules. \$7.75 to \$8.95 (depending on function) at production quantities. **TELEDYNE RELAYS**, 12525 Daphne Ave, Hawthorne, CA 90250. Tel: (203) 777-0077.

CIRCLE 483



REI Sales Company is selling state-of-the-art electronic instruments


Sales Catalog (800) 225-1006

REI Sales Company

LIKE NEW PRODUCTS

For free catalog, phone toll-free (800)225-1008 In Massachusetts (617)938-0900 **GENSTAR REI SALES COMPANY** 6307 DeSoto Ave, Suite J, Woodland Hills, CA 91367.

CIRCLE 484



INTERNATIONAL FUSECLIP

For ¼ x 1¼" and 5 x 20 mm FUSES

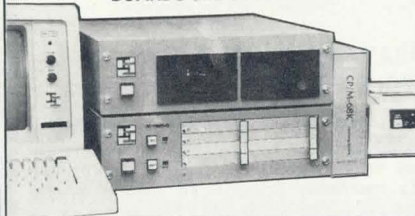
New, universal, fuseclip is specifically designed for the international market. It accepts standard American ¼ x 1¼" fuses in the upper portion and 5 x 20 mm metric fuses in the lower portion of the clip. These clips can be specified in bronze, tin plated or brass, tin plated. Current rating is 10A at 250V. Availability is from stock. Call or write for free samples and literature. **SCHURTER, INC.**, 1016 Clegg Court, Petaluma, CA 94952. Tel: (707)778-6311.

SCHURTER, INC.

CIRCLE 485

VMEbus 68000

BOARDS and SYSTEMS



- IV-1600 SBC - SYSTEM FOUNDATION MODULE w/ 12 Mhz 68000, 256K DUAL PORT RAM, ROM, SIO, PIO, RTC, SASI BUS
- IV - 1611 - 512K/256K RAM w/ BYTE PARITY
- IV - 1622 - IEEE 488 INTERFACE
- IV - 1650 - COLOR GRAPHICS DISPLAY SYSTEM
- IV - 1600/D - COMPLETE DEVELOPMENT SYSTEM w/ UNIX, CP/M 68K, "C", PASCAL, FORTRAN, BASIC, 5¼" WINCHESTER, FLOPPY, in DESK-TOP or RACK-MOUNT
- BOARDS and SYSTEMS AVAILABLE NOW!!




IRONICS INCORPORATED
117 Eastern Hts. Drive P.O. Box 356
Ithaca, NY 14850 (607)277-4060

CIRCLE 486

INTEL USERS!

Get Cache For Your Development Computer
Increase Computer Speed—Cut Development Time




- For Series II or III, MDS 800 and networking stations
- Works with single or double density floppies and hard disk
- Self test checks hardware integrity
- Improves performance 3 times without any changes
- Optional print spooling available

Single unit price \$2850. **ORIGIN, INC.**, 9136 Gibson St, Los Angeles, CA 90034. Tel: (213)202-0772, TLX 704809

CIRCLE 487

COMPUTER DESIGN'S
Direct Action
POSTAL MAILERS



LOW COST POSTCARD MAILINGS

Here's a way for your company to test new product acceptance, offer catalogs, find new applications, or support ongoing product lines. Computer Design's POSTAL MAILERS go to our 74,000 domestic subscribers 4 times each year. Rates start at \$995 per card and go down with frequency. Next closing September 21, 1983. Contact Shirley Lessard, **COMPUTER DESIGN**, 119 Russell St, Littleton, MA 01460. Tel: Toll Free (800)225-0556.

CIRCLE 488

YOUR CABLE CONNECTION COMPANY

Cable assemblies: Apple Computer, DEC, Wang, IBM, Epson, Data General, Osborne, Centronics.

Bulk cable: multi-conductor, low capacitance, F.E.P. plenum, "Y", coaxial, twinax, ribbon, telephone type

Ribbon Cable: gray flat, color coded flat, jacketed flat, shielded jacketed flat

Connectors: RS-232 (DB-25), RS-449 (Centronics), BNC, TNC, Cardedge, DIP, P.C.B.

ELECTRONIC FINISHING COMPANY, 39 Wall Street, Norwalk, CT 06850. Tel: (203)853-2063

CIRCLE 489

NEW ECL DIP NEW

Crystal Controlled Oscillators
NEW MODELS



ECLA & ECLB

FREQUENCY: 25MHz to 200MHz
OUTPUT: 100K or 10K ECL
SUPPLY: -4.5V or -5.2V
STABILITY: ±.01% or ±.005%
over -25°C to +75°C
DUTY CYCLE: 50 ± 10%
SIZE: 0.5" x 0.8" x 0.25"

THE CONNOR-WINFIELD CORP, West Chicago, IL 60185, PO Box L. Tel: (312) 231-5270, TWX (910) 230-3231
All metal welded package. **CIRCLE 490**

**MICRO-LOGIC
LOGIC DESIGN AND
SIMULATION SOFTWARE**




MICRO-LOGIC DIAGRAM



MICRO-LOGIC TIMING SIMULATION

Tired of trial & error circuit design? Analyze and debug your designs before you build them. With **MICRO-LOGIC** you simply sketch a logic diagram on the CRT screen and run a timing simulation. Your logic network may contain **AND, OR, NAND, NOR, EX-OR, D, T, JK FLIP FLOPS** and powerful **USER-DEFINED 16 PIN MACRO FUNCTIONS**. Includes on-screen editors for **NETWORKS-MACROS, GATES, CLOCK WAVEFORMS** and **DATA CHANNELS**. **MICRO-LOGIC** is available for the **IBM PC** and **APPLE II** computers. A non-graphics version is available for **CP/M** systems. Price is \$450.00. Evaluation kit consisting of **MICRO-LOGIC** instruction manual and demo diskette is \$50.00. Write for free brochure. **SPECTRUM SOFTWARE, 690 W. FREMONT AVENUE, SUITE C, SUNNYVALE, CALIFORNIA, 94087, (408) 738-4387**

CIRCLE 491



**SOLID STATE POWER FET
AC/DC RELAY**

Teledyne's C46/C47 series are pin compatible replacements for DIP reed relays where low EMI switching, high reliability and long life are required. Switches AC or DC up to 400V. On-resistance as low as 7 ohms. Control voltage range is 3.8 to 32VDC. Optical coupling provides 1500VDC isolation. Features no offset voltage, low off-state leakage, and high switching speed. \$5.80 ea for 5000 pcs. **TELEDYNE RELAYS, 12525 Daphne Ave, Hawthorne, CA 90250. Tel: (213) 777-0077.**

CIRCLE 492

WHY YOU SHOULD MAKE A CORPORATE CONTRIBUTION TO THE AD COUNCIL

The Advertising Council is the biggest advertiser in the world. Last year, with the cooperation of all media, the Council placed almost six hundred million dollars of public service advertising. Yet its total operating expense budget was only \$1,147,000 which makes its advertising programs one of America's greatest bargains... for every \$1 cash outlay the Council is generating over \$600 of advertising.

U.S. business and associated groups contributed the dollars the Ad Council needs to create and manage this remarkable program. Advertisers, advertising agencies, and the media contributed the space and time.

Your company can play a role. If you believe in supporting public service efforts to help meet the challenges which face our nation today, then your company can do as many hundreds of others—large and small—have done. You can make a tax-deductible contribution to the Advertising Council.

At the very least you can, quite easily, find out more about how the Council works and what it does. Simply write to: Robert P. Keim, President, The Advertising Council, Inc., 825 Third Avenue, New York, New York 10022.

Ad Council A Public Service of This Magazine & The Advertising Council.

The cost of preparation of this advertisement was paid for by the American Business Press, the association of specialized business publications. This space was donated by this magazine.



3276 PROTOCOL CONVERTER

CLEO allows up to eight asynchronous ASCII terminals to communicate with a BSC port and may be multi-dropped with other cluster controllers from one port. CLEO may be local or remote over leased-line modems. ASCII terminals may be on-site or remote, over dedicated lines or dial-up. **PHONE 1, INC., 461 N Mulford Rd, Rockford, Illinois 61107. Tel: (815) 397-8110.**

CIRCLE 493


**ARRAY PROCESSORS,
SINGLE BOARD**

Single board array processors for Multi-bus* computers. Key features include: Dual Port Access—to both program and data memory; Speed—16 million operations per second; Memory Mapped—4k by 48 bit program memory and 8K by 24 bit data memory; Standard Routines—for FFTs, PSDs, correlations, deconvolutions and digital filtering; Versatile—other routines may be developed using Marincó's MARASM assembler; Interger and Full Floating Point operation. **MARINCO COMPUTER PRODUCTS, 11760 Sorrento Valley Rd, San Diego, CA 92121. Tel: (619)453-5203, TLX 69-7901.**

*INTEL™

CIRCLE 494

**PLUG IN CARD PUTS
IBM PC ON IEEE-488 BUS**



- Converts your PC into an instrumentation workstation
- ½ size card for the IBM PC and IBM PC-XT
- Installable PC DOS handler
- Support for BASIC, FORTRAN, Pascal, C and 8088 Assembly
- Data rates to 300K, bytes/sec
- Full IEEE-488 Talker, Listener, and Controller capability

Software compatible with our family of IEEE-488 interfaces for PDP 11, VAX, LSI 11, S-100 BUS, STD BUS, SBX and MULTIBUS computers. **NATIONAL INSTRUMENTS, 12109 Technology Blvd, Austin, TX 78727. Tel: (800)531-5066, TWX 512 250 9119**

CIRCLE 495

LOW COST ADVERTISING

You can market your products to over 90,000 systems builders

- * Hardware
- * Software
- * Services
- * Consulting

For only \$595.00 your ad will be typeset, laid out, and appear in this space. Sales leads will automatically be sent to you as we receive them.

Start today! Call Shirley Lessard for details on how to start a low cost advertising program. Your sales results will tell you that it is the best decision you have ever made.

**COMPUTER DESIGN
(800)225-0556 (Outside Mass)
(617)486-9501**

CIRCLE 496

AD INDEX

Able Computers	218
<i>Cochrane Chase Livingstone & Co Inc</i>	
Adaptive Data & Energy Systems	107
<i>Michael Lewis Advertising</i>	
ADE Corp.	246
<i>Floudaras Associates Inc</i>	
Advanced Micro Devices	24, 25
<i>Keyel/Donna/Pearlstein</i>	
Alloy	77
<i>Russell & Nolan</i>	
Alpha Merics Corp.	52
Alps Electric (USA)	50, 51
<i>Industrial Marketing Associates</i>	
Altek Corp.	255
American Hoechst Plastics	251
<i>Creamer Inc</i>	
AMP	168, 169
<i>Lewis Gilman & Kynett Inc</i>	
Amphenol, an Allied Company	128, 129
<i>Marsteller Inc</i>	
Applied Circuit Technology	179
<i>Cube 4</i>	
Applied Data Communications	281
Aydin Controls	172
<i>Gain Advertising</i>	
Axiom	157
<i>Courtney/Wilson Advertising</i>	
Belting Industries	305
<i>Keyes Martin</i>	
BICC/Vero Electronics	285
<i>Samuel & Pearce Ltd</i>	
Burr-Brown Corp.	159, 161
<i>Corporate Advertising Management</i>	
Cadmus	248, 249
<i>Cosmopolos Crowley & Daly</i>	
Calcomp	177
<i>Calcomp Advertising</i>	
Callan Data	130, 131
<i>Courtney/Wilson Advertising</i>	
Canon USA	76
<i>Zam & Kirshner & Geller Inc</i>	
Carroll Touch Technology	252
<i>Richard Newman Associates Inc</i>	
Centronics	184
<i>Cooper/GK</i>	
Charles River Data Systems	170, 171
Cherry Electrical Products	31
<i>Kolb & Bauman Advertising</i>	
Chromatics	10
<i>Nucifora & Associates</i>	
COMDEX/Europe '83	275
<i>The Interface Group</i>	
*COMDEX/Fall '83	230
<i>The Interface Group</i>	
Computer Automation/NMD	180, 181
<i>Cochrane Chase Livingstone & Co Inc</i>	
Computer Graphics World	231
Computer Memories	38, 39
<i>Jansen Associates Inc</i>	
Computrol	14
<i>Technell Inc</i>	
Comtal	267
<i>TCI Advertising</i>	

*Appearing in Domestic Issues Only

AMERICAN SOCIETY OF ELECTRONICS PROFESSIONALS

ANNOUNCES



The monthly digest of nationwide employment opportunities for Electronics and Computer professionals is now free to members.

COMPLETE. More than 2,000 verified career opportunities for all electronics professionals. Recent grads to highly experienced. Entry Level to Senior Management.

ORGANIZED. Indexed by geographic area and job function. Includes all required qualifications of applicants.

CURRENT. New career opportunities each month.

Now you can investigate career opportunities across the country or determine your actual market value to prepare for that crucial Annual Review with your current employer.

REGISTER TODAY

Your \$25.00 Annual Membership Dues include a subscription to *High Tech Careers* and the unlimited use of our Resume Referral Service.

Write to:

American Society of Electronics Professionals
1190 Park Avenue, San Jose, CA 95126
or

Call toll free:

800-227-1617 ext. 160 (U.S. except California)
800-227-3545 ext. 160 (California only)

Visa and MasterCard Accepted

CIRCLE 168



COMPOSITE PICTURE: HI-RES GRAPHICS and NTSC VIDEO

The GraphOver 9500 is a high-speed computer graphics generator that gen/locks to any NTSC video input and overlays its high resolution color graphics. This creates a composite picture in both RGB and NTSC. For more information,

call us at:
617-547-4344

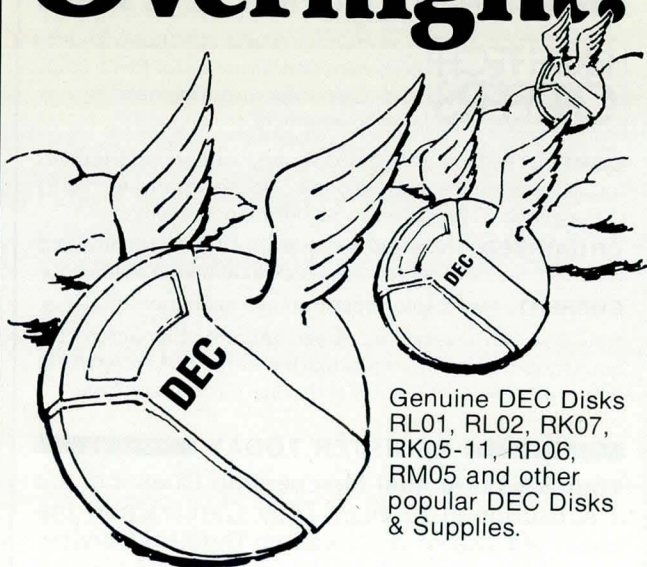


GraphOver 9500



New Media Graphics Corporation
279 Cambridge Street No. 5 • Burlington, MA 01803

DEC DISK CARTRIDGES Overnight!



Genuine DEC Disks
RL01, RL02, RK07,
RK05-11, RP06,
RM05 and other
popular DEC Disks
& Supplies.

RADGO SALES CO.

3988 McMann Rd., Cincinnati, Ohio 45245

TOLL FREE Ordering 1-800-543-1986

except in Ohio phone 1-513-752-6880

Ask for free catalog

CIRCLE 170

New dimensions in data storage...



Techtran
cassette/disc
recorders, stan-
dard in the industry.

They do what you want where you want it—fast.

- High storage to 720K bytes per media
 - 110 to 19.2 K bytes with automatic file handling
 - Powerful text editor, character string search
 - Motor shutoff, programmable commands, self-test
 - Single and dual drive models
 - Desktop, rack and carrycase mounting
 - AC and battery power, RS232 I/O's
 - Priced \$995 to \$2125 with liberal OEM discounts
 - Custom designs upon request
- Fully compatible to PBX, SMDR, programmable controllers, dataloggers, N/C, data instruments, program loading. Call or write us today.

TECHTRAN

INDUSTRIES, INC


200 Commerce Drive, Rochester, New York 14623
Telephone (716) 334-9640 TWX 510-253-3246

AD INDEX

Connor-Winfield.....	299
Control Data Corp.....	261
<i>E H Brown Advertising Agency Inc</i>	
CW Industries.....	282
<i>Larwin/Livers Associates Inc</i>	
Data I/O.....	304
<i>Data I/O Advertising Services</i>	
Datamedia Corp.....	198
<i>The Nigberg Corp</i>	
Dataram Corp.....	5, 239
<i>Louis Zimmer Communications Inc</i>	
Data Set Cable Co.....	298
<i>CN Management Services</i>	
Datasouth Computer Corp.....	93
Data Systems Design.....	47
<i>Tyler • Fultz • Bellack</i>	
Dialight Corp.....	79
<i>Greenstone & Rabasca Advertising Co</i>	
Digi-Data Corp.....	149, 207
<i>Business Marketing Inc</i>	
Digital Engineering.....	155
Digital Equipment Corp.....	118, 119
<i>Schneider Parker Jakuc</i>	
Dual Systems.....	224, 225
<i>Imahara & Keep</i>	
Electronic Finishing Co.....	299
Electronic Solutions.....	236
<i>Bowen and Associates Inc</i>	
Elographics.....	226
<i>Ultra Point Design</i>	
Emulogic.....	53, 54, 55
<i>Giardini/Russell Inc</i>	
Endicott Coil Co.....	256
<i>R V Swinamer Associates</i>	
Enterprise Systems Corp.....	299
Evotek.....	36, 37
<i>Wilton Coombs & Colnett Inc Advertising</i>	
Fairchild Digital.....	56, 84, 85
<i>Abert Newhoff & Burr Inc</i>	
Farrand Controls.....	260
<i>Technell Inc</i>	
Floating Point Systems.....	82, 83
<i>Marx Knoll & Mangels Inc</i>	
Fujitsu America.....	144
<i>Ebey Utley & McManus Advertising</i>	
Gates Energy Products.....	227
<i>Broyles Allebaugh & Davis</i>	
General Datacomm.....	279
<i>CPMA Media</i>	
General Datacomm.....	305
<i>Bernard Schank Associates Inc</i>	
General Electric.....	142
<i>Cabell Eanes Advertising</i>	
General Electric Plastics NORYL.....	29
<i>R T Blass Inc</i>	
Genstar REI Sales Co.....	299
<i>Warr Foote & Rose</i>	
Gould, SEL Computer Systems.....	15
<i>Group 3hree Advertising Agency Corp</i>	
Grayhill.....	266
<i>Stral Advertising Company Inc</i>	
GTCO Corp.....	33
<i>Business Marketing Inc</i>	
Hamilton/Avnet.....	81
<i>Electro Ad Agency</i>	
Harris Semiconductor.....	191
<i>The Downs Group Inc</i>	

Heaviside Industries Ltd.....	298
Hewlett Packard.....	269
Ogilvy & Mather	
Hewlett Packard.....	116, 117, 127, 196, 197, 287
Tallant/Yates Advertising Inc	
Hewlett Packard.....	257
J Walter Thompson Co	
Hewlett Packard.....	210, 211
Wilton Coombs & Colnett Inc Advertising	
High Tech Careers.....	301
American Society of Electronics Professionals	
Hitachi.....	212
Broder & Gazdag, Inc	
Houston Instrument, Div of Bausch & Lomb.....	Cover III
Cooley & Shillinglaw Inc	
Hunter & Ready.....	41
Doug Gotthoffer & Co	
IBM-ISG.....	45
Geer DuBois Inc Advertising	
Imaging Technology.....	278
Cooper/GK	
Industrial Devices.....	247
Jarman Spitzer & Felix Inc	
Inland Motor/Specialty Products Div.....	165
Cabell Eanes Advertising	
Inmos.....	12, 13
Tallant/Yates Advertising Inc	
Insight Enterprises Corp.....	298
Intel.....	194, 195, 263
Chiat/Day Inc Advertising	
Interface '84.....	104
The Interface Group Inc	
Invitational Computer Conference—US.....	283
B J Johnson & Associates Inc	
Iomega Corp.....	26, 27
The Advertising Co of Offield & Brower	
IPF.....	215
Ironics.....	299
ITT Cannon Electric.....	60, 61
Abert Newhoff & Burr Inc	
Kennedy Co.....	1
R L Thompson Advertising	
Lear Siegler.....	94, 95
Reiser Williams DeYong	
Lexidata.....	146
Humphrey Browning MacDougall Inc	
Lundy Electronics.....	35
Lundy House Advertising	
Mannesmann Tally.....	2
Richard Hill Associates	
Marinco.....	300
The Torrey Group	
Matrox Electronics.....	244
MDB Systems.....	89
Measurement Systems.....	65
Richard Lawrence & Associates	
Megatek.....	Cover II
LeAnce and Herbert	
Metacomp.....	132
Metheus Corp.....	8, 9
Jack Ramsey Agency	
Micro Memory.....	103
Micro Peripherals.....	120
Kuhlman & Klein	
Micropolis.....	111
LeAnce and Herbert	
Micro Products Corp.....	101
Quantum Communications	

HALF HIGH



5 1/4" Floppy Disk Drives

TEAC FD-55 Series

AT 1 5/8" HIGH, TEAC FD-55 SERIES 5 1/4" FLOPPY DISK drives use half the space and run cool at half the power of conventional drives. High-reliability, low-noise brushless DC motors provide an MTBF of over 10,000 hours, backed by a one-year parts and labor warranty.

FD-55A	FD-55B	FD-55E	FD-55F
• 48tpi	• 48tpi	• 96tpi	• 96tpi
• 40 track	• 40 track	• 80 track	• 80 track
• 250KB	• 500KB	• 500KB	• 1MB
• single side	• double side	• single side	• double side

Power Requirements:

DC +12V ±5% 0.3A typical, 0.7A max.
DC + 5V ±5% 0.5A typical, 0.7A max.

Phone, write or wire TEAC Corporation of America for complete technical data, price and delivery.



TEAC Corporation of America
Industrial Products Division
7733 Telegraph Road
Montebello, CA 90640
213/726-0303

© 1982 TEAC Corp.
MP82501M

HP 9845 B/C DESKTOP COMPUTER USERS

NEW MASS STORAGE ROM

High performance/low cost disc drives enhance system performance of your HP 9845 B/C desktop computer.

New MS ROM supports the following HP disc drives:

- 9121 3.5" microfloppy . . . 270 kb
- 82901 5.25" minifloppy 270 kb
- 9895 8" floppy 1 mb
- 9133A 5" Winchester 5 mb
- 9133B 5" Winchester 10 mb
- 9134A/35A 5" Winchester 5 mb


PRICE: \$600 USA Domestic

For information on the MASS STORAGE ROM and other related products, contact:

STRUCTURED SOFTWARE SYSTEMS, INC.

BOX 1072 - IRICK ROAD, MT. HOLLY, N.J. 08060
609-267-1616

CIRCLE 173



This guide describes a system that converts digital signals into usable information rather than meaningless ones and zeros. You'll learn how to develop a troubleshooting strategy that will save you time and money.

To receive a complimentary copy (\$22 retail value), send a letter of request to Data I/O, Attention DTS Product Manager, 10525 Willows Rd. NE, C-46, Redmond, WA 98052.

Please include \$5 for postage and handling.

DATA I/O

AD INDEX

Monolithic Systems Corp	96
<i>Dan Meinerz Graphics</i>	
Multiwire	253
<i>Greenstone & Rabasca Advertising Inc</i>	
National Instruments	300
Navtel	189
<i>Archer Advertising Ltd</i>	
NCR Corp	58, 59
<i>Reiser Williams DeYong</i>	
NCR Microelectronics Div	69-72
<i>Worldwide Advertising Associates</i>	
New Media Graphics	301
<i>Visual Communications</i>	
Northwest Digital Systems	262
<i>Atelier Greenwood</i>	
Nova Tran	289
<i>Dewey Advertising Inc</i>	
Oak Switch Systems	187
<i>Marsteller Inc</i>	
Origin	299
Panasonic	259
<i>Sommer Inc</i>	
Parlex Corp	49
<i>John Oppenheimer Associates</i>	
Perkin Elmer Corp	43
<i>Marquardt & Roche Inc</i>	
Phone I	300
Preston Scientific	223
<i>Jon Sharnborg & Associates</i>	
Priam	203
<i>Cortani Brown Rigoli</i>	
Princeton Graphic Systems	137
<i>McDonald Creative Dimensions</i>	
Proteon	62, 63
<i>Robert Allen Associates Inc</i>	
Proximity Devices	243
<i>Group 3hree Advertising</i>	
**QMS	238
Quantum Corp	138, 139
<i>Bergthold Fillhardt & Wright Inc</i>	
Racal Vadic	193
<i>Courtney/Wilson Advertising</i>	
Radgo Sales	302
<i>Dektas & Eger Inc</i>	
Ramtek	Cover IV
<i>Pinné Garvin & Hock Inc</i>	
Ranyan Systems	109
<i>DeSpain & Co</i>	
Reel Precision Mfg Corp	178
<i>Martin Communications</i>	
Remark Datacomm	298
Schurter	299
Selinar	277
Semi Processes	240, 241
<i>Michael Patrick Inc</i>	
Shugart Corp	22, 23
<i>Chiat/Day Inc Advertising</i>	
Softech Microsystems	271
<i>LeAnce and Herbert</i>	
Software Writers Guild	75
Sony Video Products	232, 233
<i>Waring and LaRosa</i>	
Spectrum Control	64
<i>Barickman Advertising Inc</i>	

Spectrum Software.....	300
Standard Microsystems.....	67
<i>Greenstone & Rabasca Advertising</i>	
Structured Software Systems.....	304
Sullins Electronics Corp.....	228
<i>J Arthur Harrison & Associates</i>	
Tandem Computers.....	265
<i>Deutsch Shea & Evans Inc</i>	
Tandon Corp.....	86,87
<i>Reiser Williams DeYong</i>	
TEAC.....	303
<i>TVC Ads</i>	
Techtran Industries.....	302
<i>J L Newman & Associates Inc</i>	
Teledyne Relays.....	299, 300
<i>Michelson Advertising</i>	
TeleVideo.....	182, 183
<i>Grey Advertising</i>	
Texas Instruments (Semiconductor).....	17-20
<i>McCann Erickson</i>	
Texas Instruments/Equipment Group.....	258
<i>Popejoy & Fischel Advertising Agency</i>	
Thomas & Betts Corp, Ansley Electronics Div.....	229
<i>Sommer Inc</i>	
**Thorn EMI.....	230
<i>Marsteller Inc</i>	
Toshiba America.....	114, 115
<i>Michelson Advertising</i>	
Trio Labs.....	291
<i>Mad Ave East Inc</i>	
Unitronix Corp.....	270
<i>Advertising/Marketing Associates Inc</i>	
Valtec.....	175
<i>Foster Peterson Kostopoulos Inc</i>	
Vector Automation.....	57
<i>Business Marketing Inc</i>	
Vectrix Corp.....	201
Versitron.....	113
<i>Pallace Inc</i>	
Vikron of Northland Aluminum.....	242
<i>M R Bolin Inc</i>	
Visual Technology.....	205
<i>Blackwood Associates Inc</i>	
**Wenger Datentechnik.....	235
<i>cR Werbeagentur AG BSR</i>	
Westrex OEM Products.....	208, 209
<i>GHB Advertising Inc</i>	
Wintek Corp.....	298
Wyse Technology.....	245
<i>Ebey Utley & McManus Advertising</i>	
Xylogics.....	163
<i>G Anderson Advertising</i>	
ZAX Corp.....	125
<i>Sales Management International Inc</i>	
Zendex.....	298
Zenith Radio Corp.....	91
<i>Foote Cone & Belding</i>	
Zilog.....	140, 141
<i>Pinné Garvin & Hock Inc</i>	

**Appearing in International Issues Only

FIRMWARE ENGINEERS

General DataComm. An established leader in the data communications industry. We know what talented Firmware Engineers are looking for. By providing them with state-of-the-art resources and a stimulating environment, they will come up with the ideas that shape the future of the data communications industry.

You must be a self-starter and have hands-on experience in interrupt driven and multi-tasking software written in assembler language. You must also be familiar with hardware and networking concepts.

Your responsibilities will entail doing start-up design of real time microprocessor firmware for state-of-the-art data communications equipment.

As part of the team at General DataComm you will enjoy an excellent benefits package and a wage and salary program competitive with other programs in the industry plus a clearly-defined promotional path. If you are interested please call, send your resume or drop a line in confidence to:

Michael Blazak
(203) 797-0711 Ext. 950



General DataComm

One Kennedy Avenue, Danbury, CT 06810

An Equal Opportunity Employer M/F/H/V

CIRCLE 175

Full Story: Timing Belts and Pulleys 40 DP, MXL and XL

Belting Industries
has one of the nation's most complete lines of mini and small pitch timing belts and pulleys at the most competitive prices available. Pulleys are constructed of lexan and aluminum.
For more information, call Belting Industries Hotline:

1-800-526-6824
(in New Jersey, call 201-272-8591)
or please write us at:

Belting Industries Co., Inc.
20 Boright Avenue
Kenilworth, NJ 07033
P.O. Box 10

- Also available ... Flat Woven Endless Belts
- Of special interest to Computer Manufacturers... Semi-Stretch Bic 600 Belts for floppy disk drive applications.



10

CIRCLE 176

COMPUTER DESIGN/September 1983

305



**If it
Wasn't
Important,
We Wouldn't
Ask You
to Do It**

Every year, *Computer Design's* 90,000 subscribers fill in the most detailed qualification form required by any magazine in the world. Why? Because this form tells us who you are, where you are, what your functions are, what your company does and what you do. It tells us the kinds of projects you are working on, the kind of products you deal with, and where they are used. It becomes the starting point in planning our editorial program.

The information you provide helps us to select the kinds of features, special reports and surveys that will be of immediate, practical use to designers of computer based systems.

The other side of the coin is the value advertisers place on circulation as a major criterion in media selection. As everyone knows, the more advertising pages we carry, the more editorial pages we can provide to you without cost. The bottom line is a better magazine that can speak your special kind of technical language, page after page, issue after issue.

COMPUTER DESIGN

**PennWell Publishing Company,
Advanced Technology Group**

CD* SALES OFFICES

Home Office

Director of Marketing
Gene Pritchard

Direct Marketing/
Classified Advertising
Shirley Lessard

List Rental
Robert P. Dromgoole

New England & Upstate New York

Regional Manager
Barbara Arnold
119 Russell St.
Littleton, MA 01460
(617) 486-9501

Middle Atlantic States, Long Island & Southeastern States

Dick Busch, Inc.
Richard V. Busch
6 Douglass Dr., R.D. #4
Princeton, N.J. 08540
(201) 329-2424
Eleanor Angone
74 Brookline Ave.
E. Atlantic Beach, NY 11561
(516) 432-1955

Midwestern States & Colorado

Berry Conner Associates
Berry Conner, Jr.
88 West Schiller St., Suite 2208
Chicago, IL 60610
(312) 266-0008

Western States & Texas

Buckley/Boris Assoc., Inc.
Tom Boris
John Sabo
Terry Buckley
2082 SE Bristol, Suite 216
Santa Ana, CA 92707
(714) 957-2552
(408) 866-8735
Terry Buckley
M. Patricia Shay
P.O. Box 278
Campbell, CA 95009
(408) 866-8735
(714) 957-2552

International

International Sales Manager
Eric Jeter—(713) 621-9720
1200 Post Oak Blvd.
Houston, TX 77056

U.K. and Scandinavia

David Betham-Rogers
David M. Levitt
tel: 222-0744
12 Caxton Street
Westminster, London SW1H 0QS

France, Belgium and S. Switzerland

Daniel R. Bernard—354-5535
Prominter, 247 rue Saint Jacques
75005 Paris
telex: 250303 Public Paris
(Pour Prominter no. 9102)

Holland, Austria, W. Germany, Switzerland & Eastern Europe

Heinz Gorgens—0 21 53/66 33
Dr. Dieter Jaspers
4054 Nettetal 1
West Germany, Krugerpfad 1

*(TM)

With the COMPLØT® Series 7000 Digitizers

You get user configuration controls not ordinarily found in competitive digitizers



Prices start at \$2,950*

the Houston way

Only the Series 7000 digitizers give you 40 user selectable or host computer controlled features for the ultimate in tailoring these microprocessor-based digitizers for specific applications.

- Variable digitizing rates up to 160 coordinate pairs per second in 8 selections.
- Resolutions of .001", .005" or .01".
- Incremental mode with 64 step sizes from 0.005" to 0.315".
- Manual or host computer control.
- Single point data averaging.
- Fixed or relocatable origin.
- English or metric dimensioned positions.
- Built-in annunciator on/off.
- Parity on/off.
- 8 Bit Parallel/BCD or Binary.
- Dual port RS-232-C.

These are a representative few of the multitude of combinations available. But the Series 7000 story isn't over yet. Consider four sizes from which to choose with active areas of 12"x12", 17"x24", 36"x48" and 42"x60" PLUS a complete border for user definable menus — no need for a separate extra-cost menu pad.

All COMPLØT Series 7000 digitizers are translucent for backlighting. And while the 12-button cursor is standard, single-button cursor, inking/non-inking stylus or magnifying cursors are available. You also get the Houston Instrument commitment to accuracy, ± 0.005 " right to the edge of the active area. And no demagnetizing (biasing) is ever necessary.

Wouldn't you like to finish the COMPLØT story? Get complete information on the COMPLØT Series 7000's scores of user configuration controls.

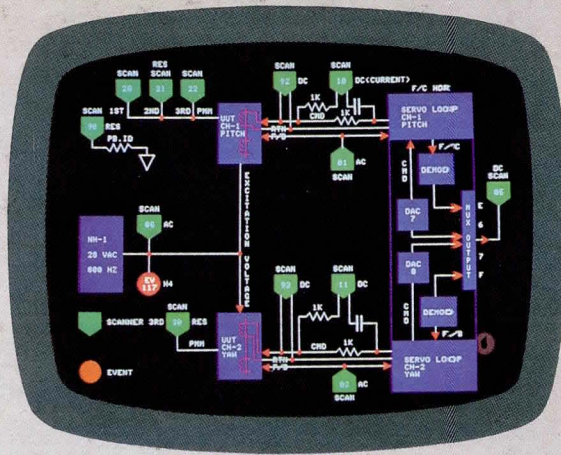
For the name, address and phone number of your nearest representative, write Houston Instrument, 8500 Cameron Road, Austin, Texas 78753. Phone 512-835-0900, or 1-800-531-5205 if outside Texas. In Europe contact Bausch & Lomb Belgium NV., Rochesterlaan 6, 8240 Gistel, Belgium. Tel 059-27-74-45. Tlx 846-81399.

BAUSCH & LOMB 
houston instrument division

* Registered Trademark of Houston Instrument.
* U.S. Domestic Price only.
FCC class B tested.

4N009A

THE BEST HAS JUST
BECOME THE BEST DEAL.



Ramtek's popular 6211 Colorgraphic Terminal is now just \$4995* This versatile desk-top unit is ideally suited for the majority of color graphic applications in CAD, science, business, and control systems. Rack mounted (without monitor), it's even more of a value at just \$3995.

Need data terminal functions, too? The companion 6221 with full VT 100™ compatibility is priced at just \$5995. Plus, a discount is available on 6211 and 6221 systems when both a color printer and 35 mm slide camera are purchased.

The price of quality has never been lower. Volume discounts are also available. For details, call our office nearest you. Or contact us at 2211 Lawson Lane, Santa Clara, CA 95050. (408) 988-1044.

Ramtek

OUR EXPERIENCE SHOWS.

World Headquarters—Santa Clara, CA (408) 988-2211 **European Offices**—Amsterdam (31) 2968-5056; London (8956) 76211; Cologne (2234) 78021 **U.S. Offices**—Dallas, TX (214) 422-2200; Los Angeles, CA (714) 979-5351; Seattle, WA (206) 575-1600; Chicago, IL (312) 397-2279; Houston, TX (713) 774-2233; McLean, VA (703) 893-2020; Denver, CO (303) 694-0758; Cleveland, OH (216) 524-1882; Upper New York/Canada (716) 425-1742; New Jersey (201) 238-2090; Florida (305) 645-0780; Boston, MA (617) 273-4590; Atlanta, GA (404) 252-5066.

*Light pen sold separately.

VT 100 is a registered trademark of Digital Equipment Corporation.