

HEWLETT-PACKARD

SITE ENVIRONMENTAL REQUIREMENTS

*FOR DISC
AND
DISC/TAPE
DRIVES*



SITE ENVIRONMENTAL REQUIREMENTS

FOR
DISC/TAPE DRIVES

Printed: AUGUST 1987

NOTICE

The information contained in this document is subject to change without notice.

HEWLETT-PACKARD MAKES NO WARRANTY OF ANY KIND WITH REGARD TO THIS MATERIAL, INCLUDING, BUT NOT LIMITED TO, THE IMPLIED WARRANTIES OF MERCHANTABILITY AND FITNESS FOR A PARTICULAR PURPOSE. Hewlett-Packard shall not be liable for errors contained herein or for incidental or consequential damages in connection with the furnishing, performance or use of this material.

This document contains proprietary information which is protected by copyright. All rights are reserved. No part of this document may be photocopied or reproduced without the prior written consent of Hewlett-Packard Company.

HEWLETT-PACKARD COMPANY
P.O. BOX 39 BOISE, IDAHO 83707, U.S.A.

Corefile=Sercore

PRINTING HISTORY

New editions incorporate all update material since the previous edition. Updating Supplements, which are issued between editions, contain additional and revised information to be incorporated into the manual by the user. The date on the title page changes only when a new edition is published.

First Edition	AUG 1981
Second Edition	JAN 1982
Third Edition	MAY 1982
Fourth Edition	SEP 1982
Fifth Edition	APR 1983
Sixth Edition	AUG 1983
Seventh Edition	JAN 1984
Update 1	1 APR 1984
Eighth Edition	MAY 1984
Ninth Edition	NOV 1984
Update 1	1 FEB 1985
Tenth Edition	MAR 1985
Update 1	14 JUN 1985
Eleventh Edition	JUNE 1986
Update 1	20 OCT 1986
Update 2	15 MAY 1987
Twelfth Edition	AUGUST 1987

CONTENTS

	Page
Section I	
INTRODUCTION	
General Information	1-1
Customer Responsibility	1-2
Customer Engineering Services	1-2
Section II	Page
ENVIRONMENTAL REQUIREMENTS	
Introduction	2-1
Effects of Climate	2-1
Vibration and Shock	2-1
Altitude	2-2
Electromagnetic Susceptibility	2-5
Introduction	2-5
Radiated Interference Susceptibility	2-5
Conducted Interference Susceptibility	2-6
Electrostatic Discharge	2-6
Magnetic Susceptibility	2-6
Power Line Irregularities	2-6
Contaminants	2-8
Particulate Contaminants	2-8
Corrosive Contaminants	2-10
Cooling Requirements	2-11
Tilting	2-11
Section III	Page
SITE PLANNING	
Introduction	3-1
Environmental Specifications	3-1
Environments	3-1
Acoustics	3-2
APPENDIX A	
Disc/Tape Drive Specifications	A-1
APPENDIX D	
Disc Drive Average Current Usage	B-1
APPENDIX C	
Disc/Tape Drive Reference Information	C-1
APPENDIX D	
Power Cord Options	D-1

ILLUSTRATIONS AND TABLES

Figure	Page
Random Vibration Profile 1: Operating	2-3
Random Vibration Profile 2: Nonoperating	2-3
Random Vibration Profile 3: Operating	2-4
Random Vibration Profile 4: Nonoperating	2-4
Shock Profile: Operating and Nonoperating	2-5
Surge Voltage Waveforms	2-7
Sizes of Common Air Contaminants	2-9
Contamination Sizes Relative to Disc/Head Spacing	2-9
HP 7911R/HP 7912R/HP 7914R Dimensions	A-15
HP 793X Standard and Optional Power Cords	A-37
PDU Power Cord	A-70
Wall Breaker Trip Requirements	A-71
Power Cord Options	D-4

Table	Page
HP 7907 Disc Drive Specifications	A-3
HP 7911, 7912, and 7914 Disc/Tape Drives Specifications	A-9
HP 7914ST Subsystem Specifications	A-17
HP 7914TD Disc/Tape Subsystem Specifications	A-21
HP 7914CT Disc/Tape Drive Specifications	A-25
HP 7933H, HP 7935H, HP 7933XP AND HP 7935XP Disc Drives Specifications	A-31
HP 97935A Media Module Specifications	A-39
HP 7941A and 7945A Disc Drives Specifications	A-41
HP 7942A and 7946A Disc/Tapes Drive Specifications	A-47
HP 7957A and HP 7958A Disc Drive Specifications	A-53
HP 7936H, HP 7937H, HP 7936XP, and HP 7937XP Disc Drive Specifications	A-59
HP 91514A Cabinet with HP 7936/7937 Disc Drives	A-67
Average Current Usage By Product Type	B-3
Reference Information	C-3
Power Cord Options By Country	D-6

Each product listed in Appendix A meets either FCC classification A or B. Refer to the Electromagnetic Emissions heading in the appropriate table to determine the classification of the product.

FOR U.S.A. ONLY

The Federal Communications Commission (in 47 CFR 15.838) has specified that the following notice be brought to the attention of the users of this product.

FEDERAL COMMUNICATIONS COMMISSION RADIO FREQUENCY INTERFERENCE STATEMENT

Warning: This equipment generates and uses radio frequency energy and if not installed and used properly, that is, in strict accordance with the manufacturer's instructions, may cause interference to radio and television reception. It has been type tested and found to comply with the limits for a Class B computing disc/tape drive in accordance with the specifications in Subpart J of FCC Rules, which are designed to provide reasonable protection against such interference in a residential installation. However, there is no guarantee that interference will not occur in a particular installation. If this equipment does cause interference to radio or television reception, which can be determined by turning the equipment off and on, the user is encouraged to try to correct the interference by one or more of the following measures: reorient the receiving antenna; relocate the equipment with respect to the receiver; move the equipment away from the receiver; plug the equipment into a different branch circuit. If necessary, the user should consult the dealer or authorized field service representative for additional suggestions. The user may find the following booklet prepared by the Federal Communications Commission helpful: "How to Identify and Resolve Radio-TV Interference Problems". This booklet is available from the U.S. Government Printing Office, Washington, DC 20402. Stock No. 004-000-00345-4.

FEDERAL COMMUNICATIONS COMMISSION RADIO FREQUENCY INTERFERENCE STATEMENT

Warning: This equipment generates, uses, and can radiate radio frequency energy and if not installed and used in accordance with the instructions manual, may cause interference to radio communications. It has been tested and found to comply with the limits for Class A computing devices pursuant to Subpart J of Part 15 of FCC Rules, which are designed to provide reasonable protection against such interference when operated in a commercial environment. Operation of this equipment in a residential area is likely to cause interference in which case the user at his own expense will be required to take whatever measures may be required to correct the interference.

INTRODUCTION

SECTION

I

GENERAL INFORMATION

This manual provides information regarding the environmental requirements of Hewlett-Packard disc/tape drives. These include operating and nonoperating (storage, transport or power down) requirements as well as recommended limits. Section II provides a generic description of each environmental item and Section III provides general information on site planning. Appendices A and B contain the specific environmental requirements, operational specifications and operational characteristics for each specific HP disc/tape drive.

Note: This manual applies only to HP disc/tape drives listed in Appendices A and B.

The environmental requirements cover both the actual physical location of the disc/tape drive and the associated area. While Hewlett-Packard provides consultation on the site environmental requirements, the scheduling, planning, preparation and verification of a site environment suitable for installation of a Hewlett-Packard disc/tape drive is the customer's responsibility. Hewlett-Packard Sales and Support Personnel are available during the pre-installation period to assist the customer.

The information in this manual covers only Hewlett-Packard disc/tape drives and accessories. The customer is responsible for meeting the site environmental requirements for the rest of the system components. If the disc/tape drive is to be installed on Hewlett-Packard computer equipment, appropriate site preparation documentation, including environmental requirements, will be provided for each system component.

Environmental requirements are those items required to ensure that HP disc/tape drives meet the published operational characteristics. Each environmental item has a specific measurable parameter or information that affects the operational characteristics of a HP disc/tape drive. Continual operation of the disc/tape drive outside the limits of the recommended environmental limits may result in degradation of disc/tape drive operation. The following items are considered environmental requirements:

- Temperature
- Humidity
- Shock
- Vibration
- Altitude
- Electromagnetic Susceptibility
- Power
- Contaminants
- Cooling Requirements
- Tilting

Contaminants (page 2-6) as yet have no measurable parameters except as rated for the disc/tape drive particulate filter. Chemical contaminants that can corrode disc/tape drive components are presently being researched by Hewlett-Packard. Operating a Hewlett-Packard disc/tape drive in an environment known to contain significant amounts of the listed contaminants will lead to disc/tape drive malfunctions requiring extensive servicing. Hewlett-Packard therefore recommends to our customers that HP disc/tape drives not be stored or operated in areas that contain the contaminants listed in Section 2 under corrosive contaminants.

Introduction

CUSTOMER RESPONSIBILITY

The customer is responsible for furnishing all labor and materials for site preparation, site maintenance, conformance to local codes, and the compatibility of Hewlett-Packard products with local laws, codes and licenses. The customer is solely responsible for establishing and maintaining the site requirements specified at the site planning meeting. Failures resulting from such unspecified environmental or physical phenomena are not covered by warranty or maintenance agreement (examples include, but are not limited to, unusual shock or electrical damage, accident, fire or water damage, neglect, air conditioning failure, humidity control failure, damages during transportation by customer or causes other than ordinary use, or toxic or corrosive chemicals present in the air).

CUSTOMER ENGINEERING SERVICES

HP offers complete on-site customer engineering maintenance service on a world-wide basis. Charges for this service, quoted as a basic monthly maintenance charge (BMMC), are among the lowest in the industry, contributing to the low overall cost of ownership associated with the purchase of an HP disc/tape drive.

Provisions of the BMMC require compliance with the specifications and/or recommendations listed in this site environmental requirements manual unless escalation procedures are implemented. Conditions that are identified as having a detrimental effect on disc/tape drive performance (e.g., corrosive gases, noisy or unstable power source, etc.) must be corrected prior to installation.

For further details, contact your nearest Hewlett-Packard Sales and Support Office.

ENVIRONMENTAL REQUIREMENTS

SECTION

II

INTRODUCTION

The quality and reliability features of a product must be developed early in the product design stage and carried through the manufacturing process. Hewlett-Packard seeks to design and build the finest quality and reliability into our products starting at the bread-board design stage.

Type testing is where a group of units are tested and the results of that testing is used to represent that particular product.

Due to the length of testing time, and in some cases the increased stress levels applied to the product, it is not practical to test each and every product manufactured to every environmental specification. However, certain tests are performed on each product as it completes the manufacturing cycle. This testing ensures that the product sold is as good as the product that was environmentally tested.

EFFECTS OF CLIMATE

All HP Disc/Tape Drives can operate in an environment suitable for human occupancy as long as moisture will not condense within the environment and room air does not contain chemical contaminants which may degrade disc/tape drive components. Along with the environment in which the disc/tape drive operates, the effects of outside temperature, humidity, altitude and other regional characteristics must be taken into consideration. For instance:

- At higher altitudes, the efficiency of a cooling fan decreases because of reduced air density. Consider keeping the disc/tape drive enclosure at a lower temperature to compensate for the reduced air density at the disc/tape drive air intake vents.
- In locations where extremes of temperature and humidity prevail, consider the effects of such conditions on the disc/tape drive when the main power is shut down. For instance, in northern regions, the effects of winter nighttime temperatures should be considered when the main power is shut off.
- In warm, humid regions, a fungus growth prevention program should be considered.
- In shoreline installations, the disc/tape drive site may require special air conditioners, dehumidifiers, and other items to reduce high humidity and corrosive salt in the air.

Reliability and performance are at maximum when operated within the recommended temperature and humidity range. See recommended temperature and relative humidity limits in Appendix A.

VIBRATION AND SHOCK

Vibration can cause slow degradation of mechanical parts and, when severe, can cause data errors in disc/tape drives; hence it should be avoided or controlled. Also, mechanical connections such as PCA connectors and cable connectors may be affected. The best preventive measure is to build the site away from vibration-generating sources, such as heavy industrial machinery (stamp mills, etc.). Care in handling the disc/tape drives will also avoid problems resulting from sudden shock. See vibration and shock requirements in Appendix A.

Environmental Requirements

Random vibration is superior as a test technique in that all product resonances can be excited simultaneously. This is especially necessary with products whose performance characteristics are statistical in nature and can only be measured over a period of time, such as disc and tape drives. It is impractical to do a long duration single frequency test at every frequency. In addition, a sweep through the frequency range does not give adequate statistics for problem frequencies. Only random vibration offers both thoroughness and timeliness.

Some environments contain vibration at discrete frequencies whereas other environments contain broadband vibrations. Random vibration test and measurement techniques work for both environments. A frequency spectrum reveals the nature and magnitude of the vibration environment and can be compared directly to the spectra in this specification.

Random vibration testing has been used extensively in military and aerospace applications but does not have widespread use in commercial markets due to the high cost of test equipment. In our continuing effort to build quality products, the cost alone cannot justify a compromised test program. Because it is relatively new in this market, some explanation of terms and concepts is appropriate.

Random vibration is vibration whose magnitude is not specified for any given instant of time. The instantaneous magnitude of a random vibration is specified only by probability distribution functions giving probable fraction of the total time that the magnitude lies within a specified frequency range. Random vibration contains no periodic nor quasi-periodic constituents.

The magnitude of this distribution is measured in power spectral density, or PSD, which is the limiting mean square acceleration per unit bandwidth. It is measured in g^2/Hz and reveals how much energy is applied at a particular frequency.

A site can be qualified by comparing a frequency spectrum of the intended environment to the product specification spectra. The environment should be under the specification at every frequency. Exceptions will be evaluated on a case-by-case basis.

Figures 2-1 through 2-4 are the unpackaged operating and nonoperating vibration profiles used to test most HP disc/tape drives. The vibration test verifies the disc/tape drive's operational and mechanical integrity. Appendix A refers to the appropriate figure where applicable.

Figure 2-5 is the unpackaged operating and nonoperating shock profile used to test most HP disc/tape drives. The shock test also verifies the disc/tape drive operational and mechanical integrity. Appendix A indicates the maximum acceleration levels at which no data loss will occur and no operator intervention will be required.

ALTITUDE

Altitude must be considered for operating conditions. In the operating environment, the lower air density at extremely high altitudes may be insufficient to provide adequate cooling to the disc drive which may decrease performance and/or reliability. See altitude requirements in Appendix A.

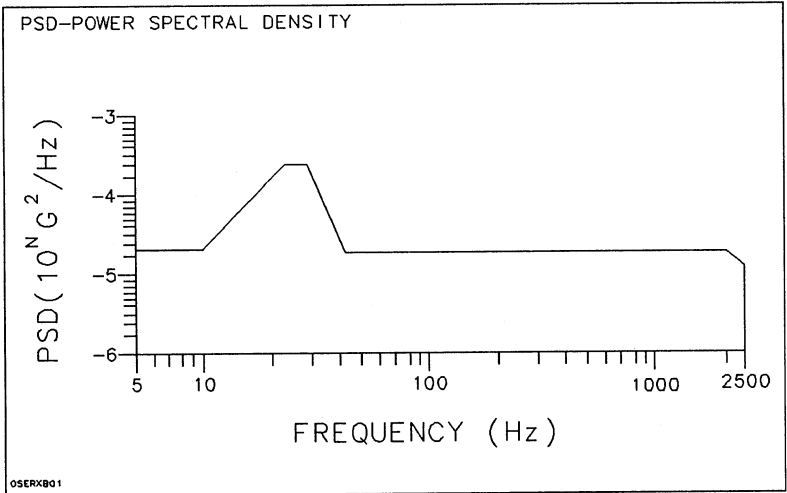


Figure 2-1. Random Vibration Profile 1: Operating

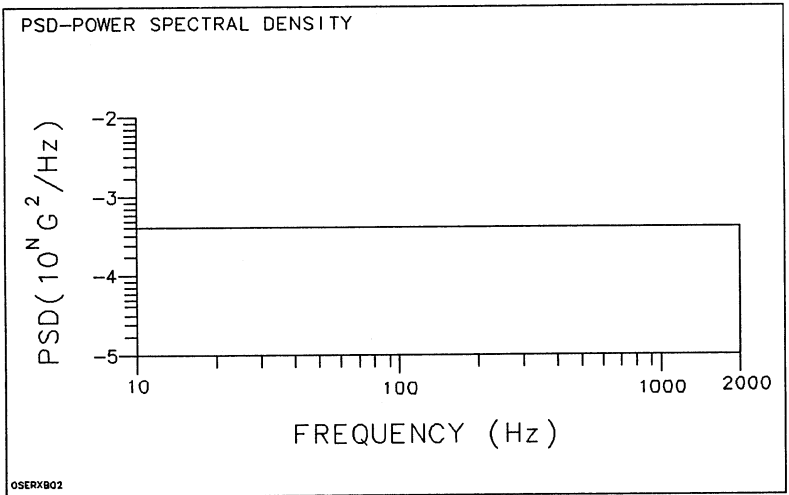


Figure 2-2. Random Vibration Profile 2: Nonoperating

Environmental Requirements

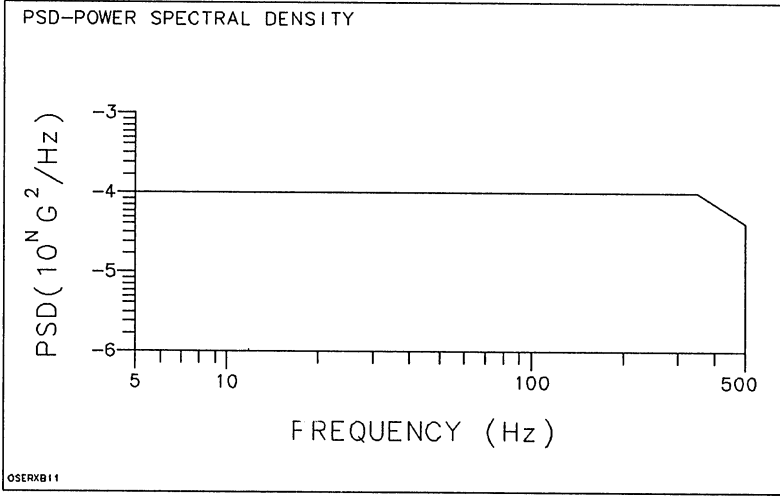


Figure 2-3. Random Vibration Profile 3: Operating

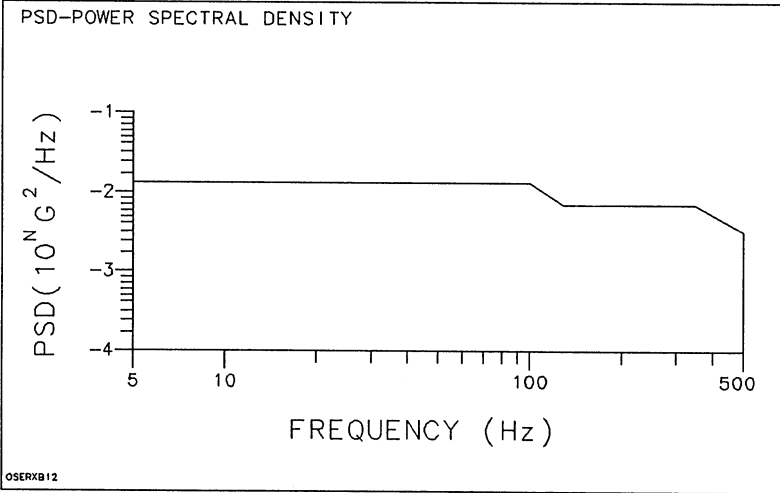


Figure 2-4. Random Vibration Profile 4: Nonoperating

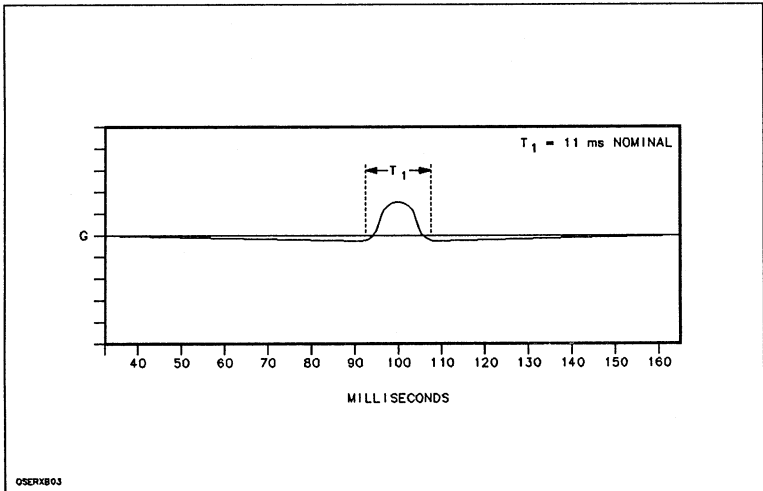


Figure 2-5. Shock Profile: Operating and Nonoperating

ELECTROMAGNETIC SUSCEPTIBILITY

INTRODUCTION

Every reasonable attempt is made to make Hewlett-Packard products resistant to electromagnetic interference (EMI). However, in order to minimize the possibility of experiencing difficulty it may be necessary to take unique steps. This may include but not be limited to the following:

- Improved grounding techniques.
- Placing the disc/tape drive in a grounded screen enclosure.
- Placing grounded copper screens on all windows.

RADIATED INTERFERENCE SUSCEPTIBILITY

Electronic equipment, including disc/tape drives, may exhibit unacceptable behavior if operation is attempted in environments where electromagnetic fields exist, such as near radio and TV transmitting towers, or near radar installations as found at airports. If radiated electromagnetic fields are suspected, or verified (such as by direct measurement using spectrum analyzers or field strength meters), precautions should be taken to shield the disc/tape drive products from the electromagnetic field.

Environmental Requirements

CONDUCTED INTERFERENCE SUSCEPTIBILITY

Radio frequency noise may be introduced into a disc/tape drive through the ac power line as well as through the air as an electric field. Power line conditioners and line filters are very effective in eliminating conducted radio frequency interference (RFI).

ELECTROSTATIC DISCHARGE

Electrostatic discharge, commonly known as static electricity, may cause alteration of data, improper operation or electronic failure. Carpeting, low humidity, and leather-soled shoes may all contribute to unacceptable electrostatic fields. If static discharges are detected (as when touching door knobs, or metallic objects), humidifiers, antistatic mats and other antistatic procedures should be implemented.

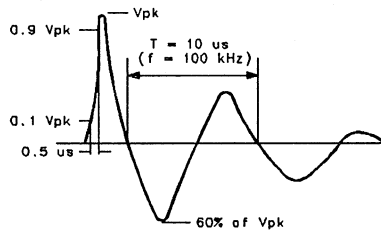
MAGNETIC SUSCEPTIBILITY

Disc/tape drives, and magnetic media (tapes, floppy discs and removable disc packs), may all exhibit destruction of stored data if exposed to magnetic fields. Keep all magnetic materials away from magnetic media and recording devices.

POWER LINE IRREGULARITIES

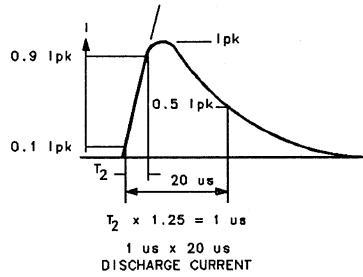
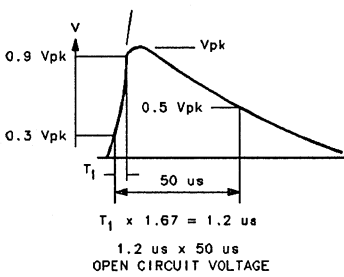
In some geographic areas, available power that is used for the disc/tape drive may experience excessive voltage sags, surges, transients, outages, or other irregularities that are unacceptable for reliable disc/tape drive operation. Therefore, a power quality survey must be conducted. The results of the survey should be analyzed for correct voltage, current, phase, the absence of detrimental power line transients, and conducted interference that can cause a malfunction to occur as a disc/tape drive out-of-specification operation. If any item does not meet HP disc/tape drive requirements, corrective action must be taken to correct the situation. Power line irregularities may be divided into the following categories:

- a. **Line Dropout.** The power distribution network may lose power for short periods of time. HP disc/tape drives recover gracefully from short duration line dropouts. To insure that long duration power line dropout will not affect the constant operation of any electrical device, an uninterruptible power supply (UPS) would be required. Line conditioners and regulators will not help in this situation.
- b. **Over or Under Voltage.** Fluctuations from the nominal line voltage are experienced as the result of equipment being turned on or off both within the immediate vicinity and also over the entire power distribution network. A power failure many miles away may cause voltage fluctuations. In a worst case situation, (e. g. brown out), a UPS is one example of a device that can provide uninterrupted power.
- c. **Line Transients.** Just as radio frequency noise may be transmitted over the ac power line, electrical noise may also be evidenced at the ac power outlet. Line transients may result in interrupted operation, blown fuses, or electrical failure. The surge waveforms used to test HP disc/tape drive power line transient response are shown in figure 2-6. The waveforms are described in the IEEE "Guide on Surge Voltages in AC Circuits up to 600V, Final Draft."
- d. **Neutral to Ground Noise.** This is the noise exhibited between the neutral and ground lines.
- e. **Ground to Ground Noise.** This is the noise exhibited between the disc/tape drive ground and ground earth.



Oscillatory wave 0.5 us rise time. 100 kHz decaying at 40% for each successive peak.

A. RING WAVE (0.5 us-100 kHz) OPEN CIRCUIT VOLTAGE



B. UNIDIRECTIONAL WAVES

OSERRA04

$\mu = 10^{-6}$

Figure 2-6. Surge Voltage Waveforms

Environmental Requirements

- f. **Power Line Distortion.** This is an undesired change in the original signal waveform that results in an unfaithful representation of the desired waveform. Waveform clipping is one example of this type of distortion. Noise in the form of extraneous signals superimposed on the desired waveform is not defined as distortion.

Power line conditioners may be helpful in regulating and conditioning (removing transients) ac power. Problems associated with power line irregularities are often very difficult to diagnose due to the unpredictable and intermittent nature of the problem.

CONTAMINANTS

Contaminants consist primarily of particulates or corrosives. Both may be airborne in atmospheric dust as a complex mixture of smokes, mists, fumes, dry granular particles, and fibers. The components of any mixture may consist of soot and smoke, silica, clay, organic materials, and metallic fragments. A sample may also include living organisms such as mold spores and bacteria. These components vary with locality, season of the year, direction and strength of the wind, and proximity of dust sources. Size of the particles also varies with differing conditions. Figure 2-7 shows size ranges of typically encountered airborne particles and figure 2-8 shows the relationship between some particles and the gap between the flying heads and oxide coating in a disc/tape drive. Avoid operation in particularly dusty areas, e.g., factory floors, sawmills, etc.

PARTICULATE CONTAMINANTS

Particulate contaminants consist primarily of dust particles which are of various physical compositions. These particles present a clear abrasive hazard to a disc/tape drive if introduced into the operating environment. In some instances, the particles are conductive and can short-circuit wiring in the disc/tape drives when an excessive amount accumulates. Also, film-forming particles and residues cause connector problems.

In environments that contain hydrocarbons, particulate accumulation on the printed circuit assemblies (PCA's) causes an increase in the internal disc/tape drive temperature. Continual accumulations of particulates eventually prevent the disc/tape drive from maintaining the correct amount of cooling on the PCA's. This causes the disc/tape drive to operate beyond the specified temperature range and a malfunction may occur as an out-of-specification operation.

The particulate upper limit is expressed as the arithmetic mean value in micrograms per cubic metre ($\mu\text{g}/\text{m}^3$) or micrograms per square centimetre per 30 days ($\mu\text{g}/\text{cm}^2/30$ days). If particulate limits are not available for a product, the limits will not be listed in the table for that product. Operating an HP disc/tape drive at the upper limit may require an increase in the number of times the absolute filter must be changed resulting in an increased basic monthly maintenance charge (BMMC).

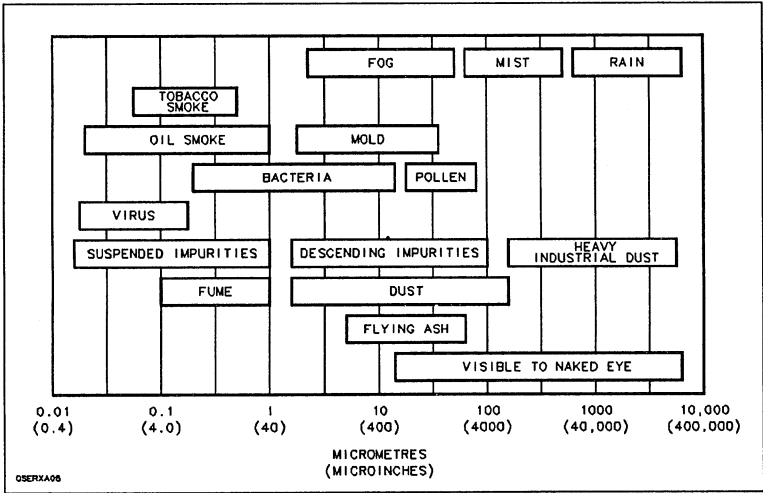


Figure 2-7. Size of Common Air Contaminants

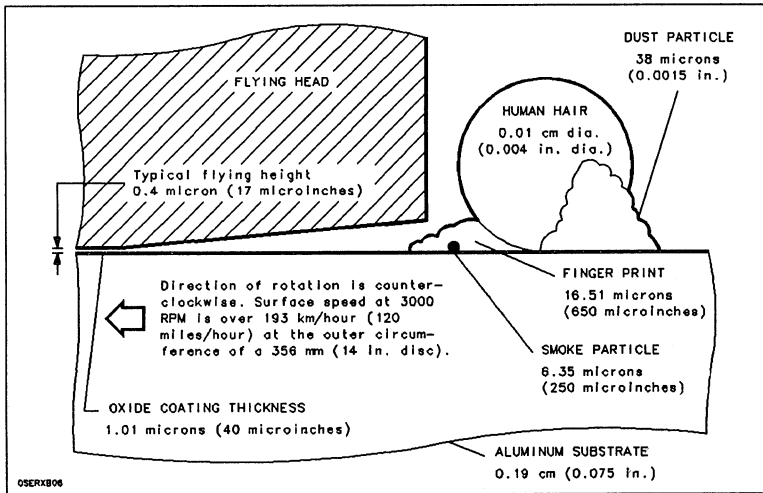


Figure 2-8. Contaminant Sizes Relative to Disc/Head Spacing

Environmental Requirements

CORROSIVE CONTAMINANTS

Corrosion is a complex form of material deterioration and is generally defined as the destruction of material by chemical or electrochemical reaction with its environment. Some effects of corrosion in disc/tape drives are the destruction of magnetic surfaces on discs and tapes, deterioration of plastics used in the equipment, and general degradation of conformal coatings on printed circuit assemblies (PCA's). Many common problems can be avoided by isolating the disc/tape drive from contaminant producing machinery. Examples of this type are office copiers, milling machines, and equipment that produce corrosive vapors or particulates. However, in areas where the atmosphere contains large amount of various corrosive contaminants, more drastic measures must be taken to ensure clean air in the environment where the disc/tape drive is used. Most environments are corrosive to some degree. Examples are air and moisture; fresh, distilled, or salt water; urban and industrial atmospheres; steam and other gases such as chlorine, ammonia, hydrogen sulfide, sulfur dioxide, and fuel gases; mineral acids such as hydrochloric, sulfuric, and nitric. In general, inorganic materials are more corrosive than organic. For example, corrosion in the petroleum industry is due more to sodium chloride, sulfur, hydrochloric and sulfuric acids, and water than to oil, naphtha, or gasoline.

Corrosive environments such as that found in steel, acid, and paper manufacturing industries usually preclude the use of filtered ambient air for forced convection cooling. Corrosives generally cannot be filtered out by normal filtration methods, and the techniques that must be used are complex and costly. In these cases, the disc/tape drives must be enclosed in a highly controlled environment.

Although the term "environment" as used here refers only to atmospheric contaminants, there is a strong link between corrosion rates and temperature and humidity conditions. Many corrosion processes (film thickness buildup, etc.) accelerate rapidly at high humidities and temperatures. This means that corrosive environments that possess high temperatures and humidities should be of particular concern. The following are typical corrosive contaminants.

- **Sulfur Dioxide.** Sulfur dioxide is generally considered the most corrosive of the common contaminant gases. In combination with water, it forms sulfurous acid mist, an active and rapidly corrosive compound. It is known to produce molecular separation in polymers, and to cause spots on microfilm materials. This acid is found in industrial environments and causes deterioration of disc surfaces.
- **Total Oxidants.** The presence of strong oxidizing gases in the atmosphere, particularly ozone, is known to be potentially harmful to any organic material. The damaging effects most often encountered are the cross linking of elastomers, the cracking of stressed rubber, and the oxidation of silver.
- **Hydrogen Sulfide.** Hydrogen sulfide is a rapid corrosive agent, particularly to copper and silver. Hydrogen sulfide is a common atmospheric contaminant found near oil fields, sulfur springs, and marshy areas, and occasionally is emitted from industrial or sewage treatment activities.
- **Ammonia.** In sufficient concentrations, ammonia has been found to cause cracking of stressed brass, decrease insulation resistance, and increase loss factor in certain insulators.
- **Halogens.** Halogens are chemical elements that are fairly corrosive. The halogens are: fluorine, bromine, chlorine, and iodine. Halogens react strongly with metals and hydrogen to form halides. The metal halides are solid water-soluble salts such as table salt (sodium chloride). Halogens usually occur in salt deposits and sea water environments. Halogens (and their compounds) are widely used in medicine, photographic films, sanitation processes, disinfectants, insecticides, some textile processes, paints, bleaches and plastics.

COOLING REQUIREMENTS

A fan, internal to the disc/tape drive, provides adequate ventilation when the disc/tape drive is operated in the appropriate environment. To obtain maximum efficiency, allow the required clearances between the front and rear of the disc/tape drive. Air conditioning may be required to maintain the correct temperature. Install required air conditioning before installation of a HP disc/tape drive. See temperature and cooling requirements in Appendix A.

TILTING

Tilting the disc/tape drive more than the specified angle may result in longer seek times or no seek at all. These seek times may be greater than the specified seek time. See tilting requirements in Appendix A.

3-1. INTRODUCTION

The purpose of site planning is to provide an optimum environment for computer products. By providing this optimum environment the customer will receive maximum satisfaction and success. As stated in the specification tables (refer to Appendix A), continually operating a product at an extreme of the environmental requirements can reduce the product reliability.

Since Hewlett-Packard is dedicated to customer satisfaction we have provided a set of recommended environmental specification for a majority of the products listed in Appendix A. By providing an environment that fits within the range of the recommended environmental specifications, the customer should receive maximum long term trouble free operation of their HP products.

3-2. ENVIRONMENTAL SPECIFICATIONS

Three different specifications are given for most environmental requirements.

- Recommended Specifications
- Operating Specifications
- Nonoperating Specifications

Recommended specifications are those specifications that Hewlett-Packard, through experience has determined will provide the maximum long-term success to our customers.

For those products in Appendix A that do not have a recommended specification for one of the environmental specifications it is recommended to the customers that they provide an environment that fits into the mid range of the operating specifications, where practical.

Operating specifications are those specifications that Hewlett-Packard, through *type testing*, has determined provides a safe (survival) operating range for the product. It also must be understood that continual operation at the extremes of this operating range results in stress on the the product and can result in early failure or less reliable operation. All possible combinations of stresses have not been type tested. The results of simultaneously applying worst case extremes of several environmental parameters are unpredictable.

Nonoperating specifications are designated limits for transit and storage of the product. Type testing has been completed to ensure that the HP product will operate when installed, if these nonoperating specifications have not been exceeded.

3-3. ENVIRONMENTS

There are basically two environments where Hewlett-Packard disc and disc/tape drives should be operated. The first is the controlled computer room environment. This environment is a physical area where all environmental elements (i. e. temperature, humidity, power, etc.) are controlled to fit the recommended specifications of the disc drives 100 percent of the time. Disc drives such as the HP 792X, HP 7933 and HP

Site Planning

7935 should be operated in this type of environment. These disc drives are typically connected to large computer systems that require this environmental control for maximum reliability. Under certain circumstances certain members of the HP 791X family fit into this category.

The second environment can be defined as the general office environment where personnel work on a full time basis and where environmental elements are subject to greater variations (within the recommended ranges) than those in a controlled computer room. Although they have the same recommended specifications as the HP 793X, members of the HP 791X and HP 794X series are typically operated in the environment with the following recommendations. It is recommended that the customer make every effort to reduce all adverse affects on the disc drive. This should include, but not be limited to, clean power, reduced temperature and humidity swings and reducing the circumstances where electrostatic discharge can cause reliability problems.

While many Hewlett-Packard disc drives have been operated successfully in environmental circumstances not optimally suited for reliable operations, there have also been circumstances where reliability has been adversely effected.

It is Hewlett-Packard's goal that our customers be highly successful in the use of our products. We therefore highly recommend that the time, energy and effort be made to provide a benign environment for our products. It will be to the long term benefit of our customers.

3-4. ACOUSTICS

There are two methods of specifying acoustic emissions: sound pressure level and sound power level. Sound pressure level is most commonly quoted because it yields a number significantly lower than sound power level. The disadvantage in comparing sound pressure levels is that the values are dependent upon test methods and measurement distances. For example, if sound pressure is measured from a long distance, the result is a very low number, although the product may be producing a lot of noise.

Sound power levels take measurement distance and method into account and yield the actual noise level emitted by the product. Sound pressure levels result from measuring only what reaches the sound meter. The only number valid to use for product comparisons is sound power level.

Where applicable, both numbers are quoted in the specification tables (Appendix A) to indicate the difference between the two numbers. Sound pressure numbers quoted are an average of nine points that lie on a parallelepiped whose surfaces are one metre from every product boundary.

APPENDIX A
HEWLETT-PACKARD
DISC/TAPE DRIVE SPECIFICATIONS

Table A-1. HP 7907A Disc Drive Specifications

PRODUCT SPECIFICATIONS AND CHARACTERISTICS

NOTE

The following information stipulates the operating specifications and characteristics of this device/subsystem when installed and operated within the limits specified under ENVIRONMENTAL REQUIREMENTS found elsewhere in this table.

Operating Specifications

DISC DRIVE OPERATING SPECIFICATIONS

Average controller overhead time:	4.0 ms
Average seek time:	30.0 ms
Average rotational delay:	8.5 ms
Average time to transfer 1 kbyte (at 625 kbytes/sec):	<u>1.8 ms</u>
Total average transaction time (excluding system overhead):	44.3 ms
 Disc performance index:	 22.6*

**Maximum disc transactions per second, for 1 kbyte transfers, less system overhead. (Refers to fundamental disc performance; true I/O rates are application dependent and must take into account system overhead, including the individual system configuration specifications.)*

DISC DRIVE DATA CAPACITY (formatted)

Item	Data Bits Per	Data Bytes Per	Sectors Per	Tracks Per	Heads Per
Byte	8				
Sector	2048	256			
Track	131,072	16,384	64		
Head	82,182,144	10,272,768	40,128	627	
Removable	164,364,288	20,545,536	80,256	1254	2
Total	328,728,576	41,091,072	160,512	2508	4

Hewlett-Packard, in a continuing effort to offer excellent products at a fair value, reserves the right to change specifications, designs, and models without notice.

Table A-1. HP 7907A Disc Drive Specifications (cont.)

PHYSICAL CHARACTERISTICS	
Weight	
Net:	24.9 kg (55 lb)
Shipping:	29.1 kg (64.2 lb)
Dimensions	
Height (with feet):	180.3 mm (7.1 in.)
Height (without feet):	174.1 mm (6.9 in.)
Width:	325.1 mm (12.8 in.)
Depth (includes HP-IB connector):	487.7 mm (19.2 in.)
Service Clearance Needed	
Front:	177.8 cm (7 in.)
Rear:	10.2 cm (4 in.)
Left side:	0 cm (0 in.)
Right side:	0 cm (0 in.)
Operating Characteristics	
POWER CHARACTERISTICS	
Voltages (true RMS):	100V, 115V, 120V, single phase (inclusive tolerance range is 90V to 132V)
115V setting;	
230V setting;	230V, 240V, single phase (inclusive tolerance range is 180V to 264V)
Frequency:	47.5 to 66 Hz
Maximum Power (during spin up):	200 Watts (90V, 60Hz) 200 Watts (180V, 60Hz)
115V setting;	
230V setting;	
Typical Power:	145 Watts (115V, 60Hz) 145 Watts (230V, 50Hz)
115V setting;	
230V setting;	
Maximum Current (occurs during spin-up):	3.0A (true RMS at 90V, 60Hz) 1.7A (true RMS at 180V, 50Hz)
115V setting;	
230V setting;	
Typical Current:	1.7A (true RMS at 115V, 60Hz) 1.0A (true RMS at 230V, 50Hz)
115V setting;	
230V setting;	

Hewlett-Packard, in a continuing effort to offer excellent products at a fair value, reserves the right to change specifications, designs, and models without notice.

Table A-1. HP 7907A Disc Drive Specifications (cont.)

Line Dropout:	No effect on performance; no operator intervention required for dropout equal to or less than 1/2 cycle(s) of the ac line frequency (20 ms, 50 Hz; 16.7 ms, 60 Hz).	
HEAT DISSIPATION		
Maximum (during spin up):	200 Watts (683 Btu/hr; 172 Kcals/hr)	
Typical:	145 Watts (495 Btu/hr; 125 Kcals/hr)	
ACOUSTIC EMISSIONS		
Average sound pressure level (\overline{L}_{pA}):	54 dB(A)	
Sound power level (L_{WA}):	67 dB(A)	
ELECTROMAGNETIC EMISSIONS		
Radiated and conducted interference:		
<ul style="list-style-type: none"> • HP 7907 -- For U.S.A., meets FCC docket 20780 for Class A computing peripheral devices. • HP 7907 -- for Europe, meets VDE 0871 for Level B computing devices. FTZ licensed on some HP systems. Refer to your local sales representative for more information. 		
Magnetic operating:	<5 gauss on all surfaces	
Magnetic nonoperating:	<5.25 milligauss at 4.6m (15 ft) on all surfaces	
SAFETY		
<ul style="list-style-type: none"> • CSA certified to CSA 22.2 No. 154. • Meets all applicable safety standards of IEC 380 and IEC 435. • UL listed to UL 114 and UL 478. 		
TILT		
When mounted using an HP 19507A Rackmount Kit, the HP 7907 shall meet all performance specifications throughout a 360° rotation. Shock and vibration testing has not been performed on the HP 7907 while being tilted.		
<i>Hewlett-Packard, in a continuing effort to offer excellent products at a fair value, reserves the right to change specifications, designs, and models without notice.</i>		

Table A-1. HP 7907A Disc Drive Specifications (cont.)

ENVIRONMENTAL REQUIREMENTS

Note: The environmental specifications listed herein apply when this device is not connected to a Hewlett-Packard (HP) system. When this device is connected with HP systems, the more stringent environmental and performance specifications listed for any single HP device within the HP system are applicable and supersede these specifications.

The following specifications were type-tested under controlled conditions. Hewlett-Packard maintains an active program of auditing production products to ensure these specifications remain true when products are again tested under the same conditions. The limits of these specifications do not represent optimum for long, trouble-free operation and are specifically not recommended for maximum customer satisfaction. The recommended conditions are stated separately where appropriate.

POWER REQUIREMENTS

Voltages (true RMS): 115V setting;	100V, 115V, 120V, single phase (inclusive tolerance range is 90V to 132V)
230V setting;	230V, 240V, single phase (inclusive tolerance range is 180V to 264V)
Frequency:	47.5 to 66 Hz
Maximum Power: 115V setting (during spin up); 230V setting;	270 Voltamps (90V, 60Hz) 306 Voltamps (230V, 50Hz)
Typical Power: 115V setting; 230V setting;	195 Voltamps (90V, 60Hz) 230 Voltamps (230V, 50Hz)
Maximum Current (occurs during spin-up): 115V setting; 230V setting;	3.0A (true RMS at 90V, 60Hz) 1.7A (true RMS at 180V, 50Hz)
Typical Current: 115V setting; 230V setting;	1.7A (true RMS at 115V, 60Hz) 1.0A (true RMS at 230V, 50Hz)
Line Surge and Sag:	80% and 120% typical line voltage for 30 sec. 70% and 130% typical line voltage for 0.5 sec.
Line Dropout:	Must not exceed 1/2 cycle, 10 ms at 50 Hz or 1/2 cycle 8.3 ms at 60 Hz.

Hewlett-Packard, in a continuing effort to offer excellent products at a fair value, reserves the right to change specifications, designs, and models without notice.

Table A-1. HP 7907A Disc Drive Specifications (cont.)

TEMPERATURE	
Recommended operating range:	20 °C to 25.5 °C (68 °F to 78 °F)
Operating range:	10 °C to 40 °C (50 °F to 104 °F)
Nonoperating range:	-40 °C to 75 °C (-40 °F to 167 °F)
Maximum rate of change:	20 °C (36 °F) per hour
HUMIDITY	
Operating:	5% to 95% relative humidity, noncondensing
Nonoperating:	5% to 95% relative humidity, noncondensing
VIBRATION*	
Operating (See Figure 2-3)	Random vibration with power spectral density (PSD) of 0.0001 g ² /Hz from 5 to 350 Hz; -6 dB/octave from 350 to 500 Hz; PSD of 0.00005 g ² /Hz at 500 Hz.
Nonoperating (See Figure 2-4)	Random vibration with power spectral density (PSD) of 0.015 g ² /Hz from 5 to 100 Hz; -6 dB/octave from 100 to 137 Hz; PSD of 0.008 g ² /Hz from 137 to 350 Hz; -6 dB/ octave from 350 to 500 Hz; PSD of 0.0039 g ² /Hz at 500 Hz.
SHOCK*	
Recommended operating range:	<1.0g
Operating:	2 g maximum at 11 ms, half sine waveform
Nonoperating:	20 g maximum at 11 ms, half sine waveform
*Shock and Vibration specifications assumes the product is in an upright position	
<i>Hewlett-Packard, in a continuing effort to offer excellent products at a fair value, reserves the right to change specifications, designs, and models without notice.</i>	

Table A-1. HP 7907A Disc Drive Specifications (cont.)

ALTITUDE	
Operating:	maximum 3 000 m (9,840 ft)
Nonoperating:	maximum 15 000 m (49,200 ft)
<hr/>	
ELECTROMAGNETIC SUSCEPTIBILITY OPERATING RANGE	
Radiated:	14 kHz to 1 GHz, <1 V/m
Recommended limit:	<0.5 V/m
Conducted:	30 Hz to 50 kHz, <3 V rms
Recommended limit:	<1 V rms
Recommended limit:	50 kHz to 400 MHz, <1V peak-to-peak
Recommended limit:	<0.5 peak-to-peak
Electrostatic Discharge:	<15 kV
Recommended limit:	<5 kV
Magnetic:	<1 gauss, 47.5 to 190 Hz
Power line transients (per IEEE Standard P587.1/F):	
Oscillatory wave (100 kHz ringing wave);	<1.5 kV and <50 A (open circuit voltage)
Recommended limit:	<500V
Unidirectional wave (one 20 us wide pulse);	<1.0 kV and <100 A (open circuit voltage)
Recommended limit:	<500V
<hr/>	
<p><i>Hewlett-Packard, in a continuing effort to offer excellent products at a fair value, reserves the right to change specifications, designs, and models without notice.</i></p>	

Table A-2. HP 7911, 7912 and 7914 Disc/Tape Drives Specifications

OPERATING SPECIFICATIONS**DISC DRIVE**

	<u>7911/7912</u>	<u>7914</u>
Average controller overhead time:	4.0 ms	4.0 ms
Average seek time:	27.1 ms	28.1 ms
Average rotational delay:	8.3 ms	8.3 ms
Average time to transfer 1 kbyte:	<u>1.2 ms</u>	<u>1.2 ms</u>
Total average transaction time (excluding system overhead):	40.6 ms	41.6 ms

Disc performance index: 24.6* 24.0*

*Maximum disc transactions per second, for 1 kbyte transfers, less system overhead.

Refers to fundamental disc performance; true I/O rates are application dependent and must take into account system overhead, including the individual system configuration specifications.

TAPE DRIVE**Speed**

Read/write: 152.4 cm/s (60 in./s)
Search: 228.6 cm/s (90 in./s)

Data Transfer Rate

System dependent (35 kbytes/s maximum)

OPERATING CHARACTERISTICS**DISC DRIVE DATA CAPACITY (formatted)**

Item	Data Bits Per	Data Bytes Per	Sectors Per	Tracks Per
Byte	8			
Word	16	2		
Sector	2,048	256		
Track	131,072	16,384	64*	
Head (7911,7912)	74,973,184	9,376,148	36,608	572*
Head (7914)	150,994,944	18,874,368	73,728	1,152*
HP 7911#	224,919,552	28,114,944	109,824	1,716
HP 7912#	524,812,228	65,601,536	256,256	4,004
HP 7914#	1,056,964,608	132,120,576	516,096	8,064

* Total number of tracks per 7911/7912 head is 582, and total number of tracks per 7914 head is 1,164. Eight tracks are used as spares for defective track allocation and two are used for maintenance tracks on all models. The 7914 has two additional tracks reserved for future use. Total number of sectors per track is 65, with one used as a spare.

The HP 7911, HP 7912, and HP 7914 utilize two heads per surface.

Hewlett-Packard, in a continuing effort to offer excellent products at a fair value, reserves the right to change specifications, designs, and models without notice.

Table A-2. HP 7911, 7912 and 7914 Disc/Tape Drives Specifications (continued)

TAPE DRIVE DATA CAPACITY (HP 88140S/88140SC, 150 ft)

Item	Data Bits Per	Data Bytes Per	Data Words Per	Sectors Per	Tracks Per
Byte	8				
Word	16	2			
Block	8,192	1,024	512		
Track	8,372,224	1,046,528	523,264	1,022	
Cartridge	133,955,584	16,744,448	8,372,224	16,352*	16

*Total number of blocks per 150 ft. cartridge is 16,624 with 32 of them utilized as spares and 240 of them used as maintenance blocks.

TAPE DRIVE DATA CAPACITY (HP 88140L/88140LC, 600 ft)

Item	Data Bits Per	Data Bytes Per	Data Words Per	Sectors Per	Tracks Per
Byte	8				
Word	16	2			
Block	8,192	1,024	512		
Track	33,488,896	4,186,112	2,093,056	4,088	
Cartridge	535,822,336	66,977,792	33,488,896	65,408**	16

*Total number of blocks per 600 ft. cartridge is 65,776 with 128 of them utilized as spares and 240 of them used as maintenance blocks.

HEAT DISSIPATION

700 watts (2389 Btu/hr) maximum

ELECTROMAGNETIC EMISSIONS

Radiated and conducted interference:

- HP 7911/HP 7912/HP 7914 P/R-- For U.S.A., designed to meet FCC docket 20780 for Class A computing peripheral devices.
- HP 7911/HP 7912/HP 7914 P/R-- For Europe, designed to meet VDE 0871 for Level A computing devices. FTZ licensed on some HP systems. Refer to your local sales representative for more information.
- HP 7911/HP 7912/HP 7914 R-- The rackmount version is intended for installation in an overall product that will affect the emissions characteristics. It is recommended that end-use products be tested for RFI emissions.

Hewlett-Packard, in a continuing effort to offer excellent products at a fair value, reserves the right to change specifications, designs, and models without notice.

Table A-2. HP 7911, 7912 and 7914 Disc/Tape Drives Specifications (continued)

Magnetic nonoperating:	<2 milligauss at 2m (7 ft) on all surfaces	
Magnetic operating:	<5 gauss at any surface	
ACOUSTIC EMISSIONS		
HP 791X P Models average sound pressure level (\overline{L}_{pA}):	54 dB(A)	
HP 791X P Models sound power level (L_{WA}):	68 dB(A)	
HP 791X R Models--not specified due to a variety of rackmount configurations		
SAFETY		
<ul style="list-style-type: none"> • HP 7911/HP 7912/HP 7914 P/R -- CSA certified to CSA 22.2 No. 154 • HP 7911/HP 7912/HP 7914 P/R -- Meet all applicable safety standards of IEC 380 and IEC 435. • HP 7911/HP 7912/HP 7914 P -- UL listed to UL 114 and UL 478. • HP 7911/HP 7912/HP 7914 R -- UL recognized to UL 114 and UL 478. 		
PHYSICAL CHARACTERISTICS		
Dimensions	<u>HP 7911R/7912R/7914R</u>	<u>HP 7911P/7912P/7914P</u>
Height:	See figure A-2.	720 mm (28.3 in.)
Width:	See figure A-2.	354 mm (14.0 in.)
Depth:	See figure A-2.	711 mm (28.0 in.)
Weight		
Net:	67.2 kg (148 lb)	85.4 kg (188 lb)
Shipping:	89.9 kg (198 lb)	117.1 kg (258 lb)
POWER CHARACTERISTICS		
Voltage:	100, 120, 220, 240V; +5%,-10%	
Frequency:	50 Hz, 60 Hz; +10%, -5%*	
Phase:	Single	
Current:	8 amperes maximum at 120 Vac, 60 Hz	
Power:	700 watts maximum	
Line dropout:	No effect on performance; no operator intervention required for dropout equal to or less than one-half cycle of the ac line frequency (10.6 ms, 50 Hz; 8.3 ms, 60 Hz).	
ENVIRONMENTAL REQUIREMENTS		
<p>Note: The environmental specifications listed herein apply when this device is not connected to a Hewlett-Packard (HP) system. When this device is connected with HP systems, the more stringent environmental and performance specifications listed for any single HP device within the HP system are applicable and supersede these specifications.</p>		
<p>The following specifications were type-tested under controlled conditions. Hewlett-Packard</p>		
*The HP 7911/HP 7912/HP 7914 Disc/Tape Drives require a pulley and belt change when changing between 50 Hz and 60 Hz.		
<p style="text-align: center;"><i>Hewlett-Packard, in a continuing effort to offer excellent products at a fair value, reserves the right to change specifications, designs, and models without notice.</i></p>		

Appendix A

Table A-2. HP 7911, 7912 and 7914 Disc/Tape Drives Specifications (continued)

maintains an active program of auditing production products to ensure these specifications remain true when products are again tested under the same conditions. The limits of these specifications do not represent the optimum for long, trouble-free operation and are specifically not recommended for maximum customer satisfaction. The recommended conditions are stated separately where appropriate.

TEMPERATURE

Recommended operating range: 20°C to 25.5°C (68°F to 78°F)
 Operating range: 10°C to 40°C (50°F to 104°F)
 Nonoperating range: -40°C to 60°C (-40°F to 140°F)
 Maximum rate of change: 10°C (18°F) per hour

HUMIDITY

Operating: 20% to 80% relative humidity, noncondensing and with a maximum of 0.015 kg of water per kg of dry air. For example, this is equivalent to a maximum of 80% relative humidity at 24°C (75°F), a maximum of 50% relative humidity at 32°C (90°F), or a maximum of 32% relative humidity at 40°C (104°F).

Nonoperating: 10% to 90% relative humidity, noncondensing, and with wet bulb temperature not to exceed 25.6°C (78°F). For example this is equivalent to a maximum of 90% relative humidity at 27°C (81°F), a maximum of 50% relative humidity at 34°C (93°F), or a maximum of 32% relative humidity at 40°C (104°F).

VIBRATION

Operating:
 (See Figure 2-1)
 R Models Only
 Random vibration with power spectral density (PSD) of $2.5 \times 10^{-5} \text{ g}^2/\text{Hz}$ from 5 to 10 Hz; 7.5 dB/octave from 10 to 25 Hz; PSD of $2.5 \times 10^{-4} \text{ g}^2/\text{Hz}$ from 25 to 30 Hz; -24 dB/octave from 30 to 40 Hz; PSD of $2.5 \times 10^{-5} \text{ g}^2/\text{Hz}$ from 40 to 2000 Hz; -9.3 dB/octave from 2000 to 2500 Hz; PSD of $1.25 \times 10^{-5} \text{ g}^2/\text{Hz}$ at 2500 Hz.

Operating:
 P Models Only
 Random vibration with power spectral density (PSD) of $9 \times 10^{-6} \text{ g}^2/\text{Hz}$ from 5 to 2500 Hz.

Nonoperating
 (See Figure 2-2)
 Random vibration with power spectral density of 0.0005 g^2/Hz from 10 to 2000 Hz.

Hewlett-Packard, in a continuing effort to offer excellent products at a fair value, reserves the right to change specifications, designs, and models without notice.

Table A-2. HP 7911, 7912 and 7914 Disc/Tape Drives Specifications (continued)

SHOCK	
Recommended operating range:	<0.67 g's
Operating:	2g maximum at 11 ms, half sine waveform
ALTITUDE	
Operating:	maximum 4 600 m (15,000 ft)
Nonoperating:	maximum 15 000 m (49,200 ft)
ELECTROMAGNETIC SUSCEPTIBILITY OPERATING RANGE	
This disc drive has been successfully type tested under conditions of radiated and conducted interference. Operation at levels exceeding these may result in degraded performance and is not covered under warranty.	
Radiated:	14 kHz to 1 GHz, up to 3 V/m
Recommended limit:	14 kHz to 1 GHz, <0.5 V/m
Conducted:	30 Hz to 50 kHz, <3V rms
Recommended limit:	<1 V rms
Recommended limit:	50 kHz to 400 MHz, <1V peak-to-peak
Recommended limit:	<0.5 V/m
Electrostatic Discharge:	≤12.5 kV
Recommended limit:	<5 kV
Magnetic:	47.5 Hz to 198 Hz, <5 gauss
Power line transients (per IEEE Standard P587.1/F)	
Oscillatory wave (100 kHz ringing wave):	<1.5 kV
Recommended limit:	<500V
Unidirectional wave (one 20 us wide pulse):	<1.0 kV
Recommended limit:	<500V
POWER REQUIREMENTS	
Recommended limit:	The daily average not to vary more than ±2% from the correct voltage
Voltage:	100, 120, 220, 240V; +5%, -10%
Frequency:	50 Hz, 60 Hz; +10%, -5%*
Recommended frequency:	47.5 to 52.5 Hz, 57 to 66 Hz
Phase:	Single
Current:	8 amperes maximum at 120 Vac, 60 Hz
Distortion:	5% peak and flat harmonic distortion
Line Surge and Sag:	80% and 120% typical line voltage for 30 sec. 70% and 130% typical line voltage for 0.5 sec.
*The HP 7911/HP 7912/HP 7914 Disc/Tape Drives require a pulley and belt change when changing between 50 Hz and 60 Hz.	
<i>Hewlett-Packard, in a continuing effort to offer excellent products at a fair value, reserves the right to change specifications, designs, and models without notice.</i>	

Table A-2. HP 7911, 7912 and 7914 Disc/Tape Drives Specifications (continued)

TILT

Can be operated in any position; however, the disc drive drive should not be rotated about its axis (vertical axis for the HP 7914P; horizontal axis for the HP 7914R) at a rate greater than 0.2 radians/second due to gyroscopic effects. Rotation beyond this rate can cause errors which require reinitialization of the media.

COOLING REQUIREMENTS

Allow 76.2 mm (3 in.) in front and behind for adequate air flow.

SYSTEM CONFIGURATIONS **

- Total cable length is limited to one metre per equivalent HP-IB load.
- Each HP 7911, HP 7912, or HP 7914 places one equivalent load on each of the HP-IB lines.
- In addition to the external HP-IB cable provided, each HP 7911, HP 7912, and HP 7914 has an internal 1-metre HP-IB cable that must be considered when configuring the disc drive with a system.

**Consult the appropriate system configuration guide for specific constraints in conjunction with the host CPU.

Hewlett-Packard, in a continuing effort to offer excellent products at a fair value, reserves the right to change specifications, designs, and models without notice.

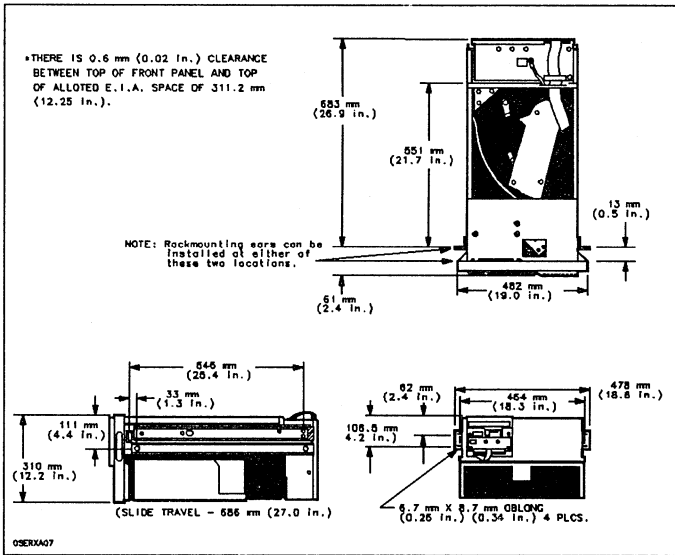


Figure A-1. HP 7911R/HP 7912R/HP 7914R Dimensions

Table A-3. HP 7914ST Subsystem Specifications

PHYSICAL CHARACTERISTICS	
DIMENSIONS	
Height:	160.0 cm (62.9 in.)
Width:	63.0 cm (24.8 in.)
Depth:	81.0 cm (31.9 in.)
WEIGHT	
Net (total):	
Standard:	269.0 kg (593 lb)
Option 114:	332.5 kg (733 lb)
Shipping (total):	
Standard (2 boxes):	294.8 kg (650 lb)
Option 114 (3 boxes):	383.7 kg (846 lb)
OPERATING CHARACTERISTICS	
HEAT DISSIPATION	
Standard:	1250 Watts (4266 Btu/hr) maximum
Option 240:	1300 Watts (4437 Btu/hr) maximum
Option 114:	1900 Watts (6485 Btu/hr) maximum
Option 240/114:	1950 Watts (6655 Btu/hr) maximum
ELECTROMAGNETIC EMISSIONS	
Radiated and conducted interference:	
	<ul style="list-style-type: none"> • HP 7914ST -- For U.S.A., designed to meet FCC docket 20780 for Class A computing peripheral devices. • HP 7914ST -- for Europe, designed to meet VDE 0871 for Level A computing devices. FTZ licensed on some HP systems. Refer to your local sales representative for more information.
Magnetic nonoperating:	<2 milligauss at 2m (7 ft) on all surfaces
Magnetic operating:	<5 gauss on all surfaces
POWER CHARACTERISTICS	
Voltage:	120, 220, 240V, single phase; +5%, -10%
Frequency:	50 Hz or 60 Hz; +10%, -5%*
Power	
Standard:	860 watts maximum at 66 Hz, 120V
Option 114:	1,440 watts maximum at 66 Hz, 120V
*The HP 7914 Disc Drive requires a pulley and belt change when changing between 50 Hz and 60 Hz.	
<i>Hewlett-Packard, in a continuing effort to offer excellent products at a fair value, reserves the right to change specifications, designs, and models without notice.</i>	

Table A-3. HP 7914ST Subsystem Specifications (cont.)

Frequency:	50 Hz or 60 Hz; +10%, -5%*
Power	
Standard:	860 watts maximum at 66 Hz, 120V
Option 114:	1,440 watts maximum at 66 Hz, 120V
Current:	Maximum 16A at 120V, with two HP 7914R Disc Drives Maximum 8A at 220 or 240V, with two HP 7914R Disc Drives
Line Dropout:	No effect on performance; no operator intervention required for dropout equal to or less than one-half cycle of the ac line frequency (10.6 ms, 50 Hz; 8.3 ms, 60 Hz).
ACOUSTIC EMISSIONS	
Average sound pressure level (\overline{L}_{pA}) [with one 7914 Disc Drive]:	52 dB(A)
Sound power level (L_{wA}) [with one 7914 Disc Drive]:	68 dB(A)
Average sound pressure level (\overline{L}_{pA}) [with two 7914 Disc Drives]:	54 dB(A)
Sound power level (L_{pA}) [with two 7914 Disc Drives]:	70 dB(A)
SAFETY	
<ul style="list-style-type: none"> • CSA certified to CSA 22.2 No. 154. • Meets all applicable safety standards of IEC 380 and IEC 435. • UL listed to UL 114 and UL 478. 	
ENVIRONMENTAL REQUIREMENTS	
<p>Note: The environmental specifications listed herein apply when this device is not connected to a Hewlett-Packard (HP) system. When this device is connected with HP systems, the more stringent environmental and performance specifications listed for any single HP device within the HP system are applicable and supersede these specifications.</p> <p>The following specifications were type-tested under controlled conditions. Hewlett-Packard maintains an active program of auditing production products to ensure these specifications remain true when products are again tested under the same conditions. The limits of these specifications do not represent optimum for long, trouble-free operation and are specifically not recommended for maximum customer satisfaction. The recommended conditions are stated separately where appropriate.</p>	
TEMPERATURE	
Recommended operating range:	20°C to 25.5°C (68°F to 78°F)
Operating range:	15°C to 32°C (59°F to 90°F)
*The HP 7914 Disc Drive requires a pulley and belt change when changing between 50 Hz and 60 Hz.	
<i>Hewlett-Packard, in a continuing effort to offer excellent products at a fair value, reserves the right to change specifications, designs, and models without notice.</i>	

Table A-3. HP 7914ST Subsystem Specifications (cont.)

HUMIDITY	
Operating:	20% to 80% relative humidity, noncondensing and with maximum of 0.015 kg water per kg of dry air. For example, this is equivalent to a maximum of 80% relative humidity at 24°C (75°F), or a maximum of 50% relative humidity at 32° (90°F).
Nonoperating:	10% to 90% relative humidity, noncondensing, and wet bulb temperature not to exceed 25.6°C (78°F). For example, this is equivalent to a maximum of 90% relative humidity at 27°C (81°F), a maximum of 50% relative humidity at 34° (93°F), or a maximum of 32% relative humidity at 40°C (104°F).
VIBRATION (Tested in vertical axis only)	
Operating (See Figure 2-3)	Random vibration with power spectral density (PSD) of 0.0001 g ² /Hz from 5 to 350 Hz; -6 dB/octave from 350 to 500 Hz; PSD of 0.00005 g ² /Hz at 500 Hz.
Nonoperating (See Figure 2-4)	Random vibration with power spectral density (PSD) of 0.015 g ² /Hz from 5 to 100 Hz; -6 dB/octave from 100 to 137 Hz; PSD of 0.008 g ² /Hz from 137 to 350 Hz; -6 dB/octave from 350 to 500 Hz; PSD of 0.0039 g ² /Hz at 500 Hz.
SHOCK	
Recommended operating range: Operating:	<0.67 g's 2 g maximum at 11 ms, half sine waveform
ALTITUDE	
Operating: Nonoperating:	maximum 3 000m (9,840 ft) maximum 15 000m (49,200 ft)
ELECTROMAGNETIC SUSCEPTIBILITY OPERATING RANGE	
Radiated:	14 kHz to 1 GHz, up to 1 V/m
Recommended limit:	14 kHz to 1 GHz, <0.5 V/m
Conducted:	30 Hz to 50 kHz, up to 3 V/m 50 kHz to 400 MHz, <1 V peak-to-peak
Recommended limit:	<0.5 V/m
Electrostatic Discharge:	<10.0 kV
Recommended limit:	<5kV
Magnetic:	<1 gauss, 47.5 to 198 Hz
Power line transients (per IEEE Standard P587.1/F)	
Oscillatory wave (100 kHz ringing wave):	<1.5 kV and <50 A (open circuit voltage)
Recommended limit:	<500V
<i>Hewlett-Packard, in a continuing effort to offer excellent products at a fair value, reserves the right to change specifications, designs, and models without notice.</i>	

Appendix A

Table A-3. HP 7914ST Subsystem Specifications (cont.)

Unidirectional wave (one 20 us wide pulse):	<1.0 kV and <100 A (open circuit voltage)
Recommended limit:	<500V
POWER REQUIREMENTS	
Voltage:	120, 220, 240, single phase; +5%, -10%
Recommended limit:	The daily average not to vary more than $\pm 2\%$ from the correct voltage
Frequency:	50 Hz or 60 Hz; +10%, -5%**
Recommended Limit:	47.5 to 52.5 Hz; 57 to 63 Hz
Power	
Standard:	860 watts maximum at 66 Hz, 120V
Option 114:	1,440 watts maximum at 66 Hz, 120V
Current:	Maximum 16A at 120V, with two HP 7914R Disc Drives Maximum 8A at 220 or 240V, with two HP 7914R Disc Drives
Distortion:	<5% peak and flat harmonic distortion
Line Surge and Sag:	80% and 120% typical line voltage for 30 sec. 70% and 130% typical line voltage for 0.5 sec.
TILT	
This product can be operated in any position; however, the disc drive should not be rotated about the horizontal axis perpendicular to its side at a rate greater than 0.2 radians/second due to gyroscopic effects. Rotation beyond this rate can cause errors which require reinitialization of the media.	
**The HP 7914 Disc Drive requires a pulley and belt change when changing between 50 Hz and 60 Hz.	
<i>Hewlett-Packard, in a continuing effort to offer excellent products at a fair value, reserves the right to change specifications, designs, and models without notice.</i>	

Table A-4. HP 7914TD Disc/Tape Subsystem Specifications

PHYSICAL CHARACTERISTICS**DIMENSIONS**

Height:	161.3 cm (63.5 in.)
Width:	63.5 cm (25.0 in.)
Depth:	81.3 cm (32.0 in.)

WEIGHT

Net (total)	
Standard:	272.2 kg (600 lb)
Option 114:	339.4 kg (748 lb)
Shipping (total)	
Standard (2 boxes):	364.7 kg (804 lb)
Option 114 (3 boxes):	454.6 kg (1,002 lb)

OPERATING CHARACTERISTICS**ELECTROMAGNETIC EMISSIONS**

Radiated and conducted interference:

- HP 7914TD -- For U.S.A., designed to meet FCC Docket 20780 for Class A computing peripheral devices.

- HP 7914TD -- For Europe, designed to meet VDE 0871 for Level A computing devices. FTZ licensed on some HP systems. Refer to your local sales representative for more information.

Magnetic nonoperating:	≤ 2 milligauss at 2 m (7 ft) on all surfaces
Magnetic operating:	≤ 5 gauss on all surfaces

POWER CHARACTERISTICS

Voltage:	120, 240V, single phase; +5%, -10%
	220V, single phase; $\pm 5\%$
Frequency:	208, 240V, 2 phase; +5%, -10%
	50 Hz or 60 Hz; +10%, -5%*

*The HP 7914 Disc Drive requires a pulley and belt change when changing between 50 Hz and 60 Hz.

Hewlett-Packard, in a continuing effort to offer excellent products at a fair value, reserves the right to change specifications, designs, and models without notice.

Table A-4. HP 7914TD Disc/Tape Subsystem Specifications (cont.)

Power	
Standard:	925 watts maximum at 66 Hz, 120V
Option 114:	1,625 watts maximum at 66 Hz, 120V
Current:	Maximum 16A at 120V, with two 7914R Disc Drives Maximum 8A at 220 or 240V, with two 7914R Disc Drives
Line Dropout:	No effect on performance; no operator intervention required for dropout equal to or less than one-half cycle of the ac line.
ACOUSTIC EMISSIONS	
Average sound pressure level (\overline{L}_{pA}) [with two 7914 Disc Drives]:	60 dB(A)
Sound power level (L_{wA}) [with two 7914 Disc Drives]:	76 dB(A)
SAFETY	
<ul style="list-style-type: none"> • CSA certified to CSA 22.2 No. 154. • Meets all applicable safety standards of IEC 380 and IEC 435. • UL listed to UL 114 and UL 478. 	
ENVIRONMENTAL REQUIREMENTS	
<p>Note: The environmental specifications listed herein apply when this device is not connected to a Hewlett-Packard (HP) system. When this device is connected with HP systems, the more stringent environmental and performance specifications listed for any single HP device within the HP system are applicable and supersede these specifications.</p> <p>The following specifications were type-tested under controlled conditions. Hewlett-Packard maintains an active program of auditing production products to ensure these specifications remain true when products are again tested under the same conditions. The limits of these specifications do not represent the optimum for long, trouble-free operation and are specifically not recommended for maximum customer satisfaction. The recommended conditions are stated separately where appropriate.</p>	
TEMPERATURE	
Recommended operating range:	20°C to 25.5°C (68°F to 78°F)
Operating range:	10°C to 40°C (50°F to 104°F)
Nonoperating range:	-40°C to 60°C (-40°F to 140°F)
Maximum rate of change:	10°C (18°F) per hour
HUMIDITY	
Operating:	20% to 80% relative humidity, noncondensing and with maximum of 0.015kg water per kg of dry air. For example, this is equivalent to a maximum of 80% relative humidity at 24°C (75°F), a maximum of 50% relative humidity at 32°C (90°F), or a maximum of 32% relative humidity at 40°C (104°F).
<p><i>Hewlett-Packard, in a continuing effort to offer excellent products at a fair value, reserves the right to change specifications, designs, and models without notice.</i></p>	

Table A-4. HP 7914TD Disc/Tape Subsystem Specifications (cont.)

Nonoperating:	10% to 90% relative humidity, noncondensing and wet bulb temperature not to exceed 25.6 °C (78 °F). For example, this is equivalent to a maximum of 90% relative humidity at 27 °C (81 °F), a maximum of 50% relative humidity at 34 °C (93 °F), or a maximum of 32% relative humidity at 40 °C (104 °F).
VIBRATION	
Operating (See Figure 2-1)	Random vibration with power spectral density (PSD) of $2.5 \times 10^{-5} \text{ g}^2/\text{Hz}$ from 5 to 10 Hz; 7.5 dB/octave from 10 to 25 Hz; PSD of $2.5 \times 10^{-4} \text{ g}^2/\text{Hz}$ from 25 to 30 Hz; -24 dB/octave from 30 to 40 Hz; PSD of $2.5 \times 10^{-5} \text{ g}^2/\text{Hz}$ from 40 to 2000 Hz; -9.3 dB/octave from 2000 to 2500 Hz; PSD of $1.25 \times 10^{-5} \text{ g}^2/\text{Hz}$ at 2500 Hz.
Nonoperating (See Figure 2-2)	Random vibration with a power spectral density of $0.0005 \text{ g}^2/\text{Hz}$ from 10 to 2000 Hz.
SHOCK	
Recommended operating range:	<0.67 g's
Operating:	2g maximum at 11 ms, half sine waveform
ALTITUDE	
Operating:	maximum 3 000 m (9840 ft.)
Nonoperating:	maximum 3 000 m (9840 ft.)
ELECTROMAGNETIC SUSCEPTIBILITY OPERATING RANGE	
Radiated:	14 kHz to 1 GHz, up to 1 V/m
Recommended limit:	14 kHz to 1 GHz, <0.5 V/m
Conducted:	30 Hz to 50 kHz, up to 3 V/m
Recommended limit:	50 kHz to 400 MHz, $\leq 1\text{V}$ peak-to-peak <0.5 V/m
Electrostatic Discharge:	≤ 1.5 kV at the 7970 Tape Drive control panel <750V
Recommended limit:	≤ 1 gauss, 47.5 to 198 Hz
Magnetic:	
Power line transients (per IEEE Standard P587.1/F)	
Oscillatory wave (100 kHz ringing wave):	≤ 1.5 kV and $\leq 50\text{A}$
Recommended limit:	<500V
Unidirectional wave (one 20 μs wide pulse):	1.0 kV
Recommended limit:	<500V
*The HP 7914 Disc Drive requires a pulley and belt change when changing between 50 Hz and 60 Hz.	
<i>Hewlett-Packard, in a continuing effort to offer excellent products at a fair value, reserves the right to change specifications, designs, and models without notice.</i>	

Table A-4. HP 7914TD Disc/Tape Subsystem Specifications (cont.)

POWER REQUIREMENTS	
Voltage:	120, 240V, single phase; +5%, -10% 220V, single phase; ±5%
Frequency:	208, 240V, 2 phase; +5%, -10% 50 Hz or 60 Hz; +10%, -5%*
Recommended limit:	47.5 to 52.5 Hz; 57 to 63 Hz
Power	
Standard:	925 watts maximum at 66 Hz, 120V
Option 114:	1,625 watts maximum at 66 Hz, 120V
Current:	maximum 16A at 120V, with two 7914R Disc Drives maximum 8A at 220 or 240V, with two 7914R Disc Drives
Distortion:	5% peak and flat harmonic distortion
Line Surge and Sag:	80% and 120% typical line voltage for 30 sec. 70% and 130% typical line voltage for 0.5 sec.
*The HP 7914 Disc Drive requires a pulley and belt change when changing between 50 Hz and 60 Hz.	
TILT	
The tape drive has not been tested for tilt. The disc drive can be operated in any position; however, the disc drive should not be rotated about the horizontal axis perpendicular to its side at a rate greater than 0.2 radians/second due to gyroscopic effects. Rotation beyond this rate can cause errors which require reinitialization of the media.	
<i>Hewlett-Packard, in a continuing effort to offer excellent products at a fair value, reserves the right to change specifications, designs, and models without notice.</i>	

Table A-5. HP 7914CT Disc/Tape Drive Specifications

OPERATING SPECIFICATIONS**DISC DRIVE**

Average controller overhead time:	4.0 ms
Average seek time:	28.1 ms
Average rotational delay:	8.3 ms
Average time to transfer 1 kbyte:	<u>1.2 ms</u>
Total average transaction time (excluding system overhead):	41.6 ms
Disc performance index:	24.0*

*Maximum disc transactions per second, for 1 kbyte transfers, less system overhead.

Refers to fundamental disc performance; true I/O rates are application dependent and must take into account system overhead, including the individual system configuration specifications.

TAPE DRIVE**Speed**

Read/write:	152.4 cm/s (60 in./s)
Search:	228.6 cm/s (90 in./s)

Data Transfer Rate

System dependent (35 kbytes/s maximum)

OPERATING CHARACTERISTICS**DISC DRIVE DATA CAPACITY (formatted)**

Item	Data Bits Per	Data Bytes Per	Sectors Per	Tracks Per
Byte	8			
Word	16	2		
Sector	2,048	256		
Track	131,072	16,384	64*	
Head (7914)	150,994,944	18,874,368	73,728	1,152*
HP 7914#	1,056,964,608	132,120,576	516,096	8,064

* Total number of tracks per 7914 head is 1,164. Eight tracks are used as spares for defective track allocation and two are used for maintenance tracks on all models. The 7914 has two additional tracks reserved for future use. Total number of sectors per track is 65, with one used as a spare.

The HP 7914 uses two heads per surface.

Hewlett-Packard, in a continuing effort to offer excellent products at a fair value, reserves the right to change specifications, designs, and models without notice.

Table A-5. HP 7914CT Disc/Tape Drive Specifications (continued)

TAPE DRIVE DATA CAPACITY (HP 88140S/88140SC, 150 ft)

Item	Data Bits Per	Data Bytes Per	Data Words Per	Sectors Per	Tracks Per
Byte	8				
Word	16	2			
Block	8,192	1,024	512		
Track	8,372,224	1,046,528	523,264	1,022	
Cartridge	133,955,584	16,744,448	8,372,224	16,352*	16

*Total number of blocks per 150 ft. cartridge is 16,624 with 32 of them utilized as spares and 240 of them used as maintenance blocks.

TAPE DRIVE DATA CAPACITY (HP 88140L/88140LC, 600 ft)

Item	Data Bits Per	Data Bytes Per	Data Words Per	Sectors Per	Tracks Per
Byte	8				
Word	16	2			
Block	8,192	1,024	512		
Track	33,488,896	4,186,112	2,093,056	4,088	
Cartridge	535,822,336	66,977,792	33,488,896	65,408**	16

**Total number of blocks per 600 ft. cartridge is 65,776 with 128 of them utilized as spares and 240 of them used as maintenance blocks.

HEAT DISSIPATION

700 watts (2389 Btu/hr) maximum

ELECTROMAGNETIC EMISSIONS

Radiated and conducted interference:

- HP 7914CT-- For U.S.A., designed to meet FCC docket 20780 for Class A computing peripheral devices.
- HP 7914CT-- For Europe, designed to meet VDE 0871 for Level A computing devices. FTZ licensed on some HP systems. Refer to your local sales representative for more information.

Magnetic nonoperating: <2 milligauss at 2m (7 ft) on all surfaces
 Magnetic operating: <5 gauss at any surface

ACOUSTIC EMISSIONS

Average sound pressure level (\bar{L}_{pA}): 50 dB(A)
 Sound power level (L_{WA}): 63 dB(A)

Hewlett-Packard, in a continuing effort to offer excellent products at a fair value, reserves the right to change specifications, designs, and models without notice.

Table A-5. HP 7914CT Disc/Tape Drive Specifications (continued)

SAFETY	
<ul style="list-style-type: none"> • HP 7914CT -- CSA certified to CSA 22.2 No. 154 • HP 7914CT -- Meets all applicable safety standards of IEC 380 and IEC 435. • HP 7914CT -- UL listed to UL 114 and UL 478. 	
PHYSICAL CHARACTERISTICS	
Dimensions	
Height:	720 mm (28.3 in.)
Width:	375 mm (14.8 in.)
Depth:	777 mm (30.8 in. including baffle)
Weight	
Net:	109 kg (239 lb)
Shipping:	Disc Drive: 135 kg (297 lb) Tape Drive: 9 kg (19 lb)
POWER CHARACTERISTICS	
Voltage:	100, 120, 220, 240V; +5%, -10%
Frequency:	50 Hz, 60 Hz; +10%, -5%*
Phase:	Single
Current:	8 amperes maximum at 120 Vac, 60 Hz
Power:	700 watts maximum
Line dropout:	No effect on performance; no operator intervention required for dropout equal to or less than one-half cycle of the ac line frequency (10.6 ms, 50 Hz; 8.3 ms, 60 Hz).
ENVIRONMENTAL REQUIREMENTS	
<p>Note: The environmental specifications listed herein apply when this device is not connected to a Hewlett-Packard (HP) system. When this device is connected with HP systems, the more stringent environmental and performance specifications listed for any single HP device within the HP system are applicable and supersede these specifications.</p> <p>The following specifications were type-tested under controlled conditions. Hewlett-Packard maintains an active program of auditing production products to ensure these specifications remain true when products are again tested under the same conditions. The limits of these specifications do not represent the optimum for long, trouble-free operation and are specifically not recommended for maximum customer satisfaction. The recommended conditions are stated separately where appropriate.</p>	
*The HP 7914CT Disc/Tape Drive require a pulley and belt change when changing between 50 Hz and 60 Hz.	
<p><i>Hewlett-Packard, in a continuing effort to offer excellent products at a fair value, reserves the right to change specifications, designs, and models without notice.</i></p>	

Table A-5. HP 7914CT Disc/Tape Drive Specifications (continued)

TEMPERATURE	
Recommended operating range:	20°C to 25.5°C (68°F to 78°F)
Operating range:	10°C to 40°C (50°F to 104°F)
Nonoperating range:	-40°C to 60°C (-40°F to 140°F)
Maximum rate of change:	10°C (18°F) per hour
HUMIDITY	
Operating:	20% to 80% relative humidity, noncondensing, with a maximum of 0.015 kg of water per kg of dry air and wet bulb temperature not to exceed 24°C (75°F). For example, this is equivalent to a maximum of 80% relative humidity at 24°C (75°F), a maximum of 50% relative humidity at 32°C (90°F), or a maximum of 27% relative humidity at 40°C (104°F).
Nonoperating:	10% to 90% relative humidity, noncondensing, and wet bulb temperature not to exceed 25.6°C (78°F). For example, this is equivalent to a maximum of 90% relative humidity at 27°C (81°F), a maximum of 50% relative humidity at 34°C (93°F), or a maximum of 32% relative humidity at 40°C (104°F).
VIBRATION	
Operating:	Random vibration with power spectral density of 9×10^{-6} g ² /Hz from 10 to 2500 Hz.
Nonoperating (See Figure 2-2)	Random vibration with power spectral density of 0.0005 g ² /Hz from 10 to 2000 Hz.
SHOCK	
Recommended operating range:	<0.67 g's
Operating:	2 g maximum at 11 ms, half sine waveform
ALTITUDE	
Operating:	maximum 4 600m (15,000 ft)
Nonoperating:	maximum 15 000m (49,200 ft)
<i>Hewlett-Packard, in a continuing effort to offer excellent products at a fair value, reserves the right to change specifications, designs, and models without notice.</i>	

Table A-5. HP 7914CT Disc/Tape Drive Specifications (continued)

ELECTROMAGNETIC SUSCEPTIBILITY OPERATING RANGE

This disc drive has been successfully type tested under conditions of radiated and conducted interference. Operation at levels exceeding these may result in degraded performance and is not covered under warranty.

Radiated:	14 kHz to 1 GHz, up to 3 V/m
Recommended limit:	<0.5 V/m
Conducted:	30 Hz to 50 kHz, <3V rms
	50 kHz to 400 MHz, <1V peak-to-peak
Recommended limit:	<0.5 V/m
Electrostatic Discharge:	12.5 kV
Recommended limit:	<5 kV
Magnetic:	47.5 Hz to 198 Hz, <5 gauss
Power line transients (per IEEE Standard P587.1/F)	
Oscillatory wave (100 kHz ringing wave):	1.5 kV
Recommended limit:	<500V
Unidirectional wave (one 20 us wide pulse):	1.0 kV
Recommended limit:	<500V

POWER REQUIREMENTS

Recommended limit:	The daily average not to vary more that $\pm 2\%$ from correct value
Voltage:	100, 120, 220, 240V; +5%, -10%
Frequency:	50 Hz, 60 Hz; +10%, -5%
Recommended limit:	47.5 to 52.5 Hz; 57 to 63 Hz**
Phase:	Single
Current:	8 amperes maximum at 120 Vac, 60 Hz
Distortion:	5% peak and flat harmonic distortion
Line Surge and Sag:	80% and 120% typical line voltage for 30 sec. 70% and 130% typical line voltage for 0.5 sec.
Neutral-to-Ground Noise:	<10V peak-to-peak
Recommended limit:	<1V peak-to-peak
Ground-to-Ground Noise:	<10V peak-to-peak
Recommended limit:	<1V peak-to-peak

TILT

This product can be operated in any position; however, the disc drive should not be rotated about its vertical axis at a rate greater than 0.2 radians/second due to gyroscopic effects. Rotation beyond this rate can cause errors which require reinitialization of the media.

COOLING REQUIREMENTS

Allow 76.2 mm (3 in.) in front and behind for adequate air flow.

**The HP 7914CT Disc/Tape Drive require a pulley and belt change when changing between 50 Hz and 60 Hz.

Hewlett-Packard, in a continuing effort to offer excellent products at a fair value, reserves the right to change specifications, designs, and models without notice.

Table A-5. HP 7914CT Disc/Tape Drive Specifications (continued)

SYSTEM CONFIGURATIONS **

- Total cable length is limited to one metre per equivalent HP-IB load.
- In addition to the external HP-IB cable provided, each HP 7914CT has an internal 1-metre HP-IB cable that must be considered when configuring the disc drive with a system.
- In an HP 7914CT, each controller places one equivalent load on the HP-IB lines.

**Consult the appropriate system configuration guide for specific constraints in conjunction with the host CPU.

Hewlett-Packard, in a continuing effort to offer excellent products at a fair value, reserves the right to change specifications, designs, and models without notice.

Table A-6. HP 7933H, HP 7935H, HP 7933XP, and HP 7935XP Disc Drives Specifications

OPERATING SPECIFICATIONS

	HP 7933XP/ HP 7935XP	HP 7933H HP 7935H
Average controller overhead time:	4.5 ms	3.5 ms
Average seek time:	24.0 ms	24.0 ms
Average rotational delay:	11.1 ms	11.1 ms
Average time to transfer 1 kbyte:	1.0 ms	1.0 ms
Controller cache impact:	-16.6 ms*	0.0 ms*
Total average transaction time (excluding system overhead):	24.0 ms	39.6 ms

Disc performance index: 41.7 ** 25.3 **

*The reduction in time is due to the reduced number of seeks required for a disc drive with controller cache. The actual performance improvement on a disc drive will vary, depending on the read hit rate and the read percentage; the listed values are based on a read hit rate of 70% and a read percentage of 70%.

Hit rate is defined as the number of times the disc drive finds information in cache divided by the number of times the information is requested from the disc drive.

**Average disc transactions per second. Refers to fundamental disc drive performance; actual I/O rates are application dependent and must take into account system overhead, the system configuration, and the locality of data on the disc. The read hit rate and the read percentage will also have a significant impact on performance of the HP 793XP Disc Drive.

OPERATING CHARACTERISTICS

DATA CAPACITY (formatted)

Item	Data Bits Per	Data Bytes Per	Sectors Per	Tracks Per
Byte	8			
Word	16	2		
Sector	2,048	256		
Track	188,416	23,552	92*	
Surface	248,897,536	31,112,192	121,532	1,321*
Drive	3,235,667,968	404,458,496	1,579,916	17,173

*Total number of tracks per surface is 1,339; six are used as spares for defective track allocation and 12 tracks are used for drive maintenance functions. Total number of sectors per track is 93, with one used as a spare.

HEAT DISSIPATION

1,100 watts (3,754 Btu/hr) average
1,300 watts (4,437 Btu/hr) maximum

Hewlett-Packard, in a continuing effort to offer excellent products at a fair value, reserves the right to change specifications, designs, and models without notice.

Appendix A

Table A-6. HP 7933H, HP 7935H, HP 7933XP and HP 7935XP Disc Drives Specifications (continued)

ELECTROMAGNETIC EMISSIONS	
Radiated and conducted interference:	<ul style="list-style-type: none">• For U.S.A., designed to meet FCC Docket 20780 for Class A computing peripheral devices.• For Europe, designed to meet VDE 0871 for Level A computing devices. FTZ licensed on some HP systems. Refer to your local sales representative for more information.
Magnetic nonoperating:	<2 milligauss at 2 m (7 ft) on all surfaces
Magnetic operating:	<10 gauss at any surface
<hr/>	
ACOUSTIC EMISSIONS	
Average sound pressure level (\bar{L}_{pA}):	59 dB(A)
Sound power level (L_{wA}):	73 dB(A)
<hr/>	
SAFETY	
This disc drive meets all applicable safety standards of the following: IEC 380 and 435 UL 114 and 478 CSA C22.2 no. 154	
<hr/>	
PHYSICAL CHARACTERISTICS	
Dimensions	
Height:	82.5 cm (32.5 in.)
Width:	55.2 cm (21.7 in.)
Depth:	83.4 cm (32.8 in.)
Weight	
Net:	154 kg (340 lb)
Shipping:	192 kg (423 lb)
<hr/>	
POWER CHARACTERISTICS	
Voltage:	120, 208, 220, 240V; $\pm 10\%$
Frequency:	47.5 to 63 Hz
Phase:	Single
Power:	1,300 watts maximum
Current (nominal worst case):	
<hr/>	
<i>Hewlett-Packard, in a continuing effort to offer excellent products at a fair value, reserves the right to change specifications, designs, and models without notice.</i>	

Table A-6. HP 7933H, HP 7935H, HP 7933XP and HP 7935XP Disc Drives Specifications (continued)

Standard/ Option	Market Area	Voltage (VAC)	Disc Drive (A)	Accessory Outlet (A)	Total
Standard	USA	208	7.6	1.7	9.3
120	USA, Canada	120	13.0	3.0	16.0
210	Canada	208	7.6	1.7	9.3
220 221 222 223	Canada Continental Europe Switzerland Denmark	220	7.4	1.6	9.0
241 242	United Kingdom Australia, New Zealand	240	6.9	1.5	8.4

Line Dropout:

No effect on performance; no operator intervention required for dropout equal to or less than one-half cycle of the ac line frequency (10.6 ms, 50 Hz; 8.3 ms, 60 Hz).

ENVIRONMENTAL REQUIREMENTS

Note: The environmental specifications listed herein apply when this device is not connected to a Hewlett-Packard (HP) system. When this device is connected with HP systems, the more stringent environmental and performance specifications listed for any single HP device within the HP system are applicable and supersede these specifications.

The following specifications were type-tested under controlled conditions. Hewlett-Packard maintains an active program of auditing production products to ensure these specifications remain true when products are again tested under the same conditions. The limits of these specifications do not represent the optimum for long, trouble-free operation and are specifically not recommended for maximum customer satisfaction. The recommended conditions are stated separately where appropriate.

TEMPERATURE

Recommended Operating range:	20°C to 25.5°C (68°F to 78°F)
HP 7933 Operating range:	10°C to 40°C (50°F to 104°F)
HP 7935 Operating range:	10°C to 32°C (50°F to 90°F)
Nonoperating range:	-40°C to 65°C (-40°F to 149°F)
Maximum rate of change:	20°C (36°F) per hour

Hewlett-Packard, in a continuing effort to offer excellent products at a fair value, reserves the right to change specifications, designs, and models without notice.

Appendix A

Table A-6. HP 7933H, HP 7935H, HP 7933XP and HP 7935XP Disc Drives Specifications (continued)

HUMIDITY	
Operating:	8% to 80% relative humidity, noncondensing and wet bulb temperature not to exceed 25.6 °C (78 °F). For example, this is equivalent to a maximum of 80% relative humidity at 28 °C (82 °F), a maximum of 50% relative humidity at 34 ° (93 °F), or a maximum of 32% relative humidity at 40 °C (104 °F).
Nonoperating: (Without a media module installed)	5% to 95% relative humidity, noncondensing and wet bulb temperature not to exceed 29.5 °C (85 °F). For example, this is equivalent to a maximum of 95% relative humidity at 30 °C (86 °F), a maximum of 50% relative humidity at 39 °C (102 °F), a maximum of 23% relative humidity at 50 °C (122 °F), or a maximum of 8% relative humidity at 65 °C (149 °F).
VIBRATION	
Operating (See Figure 2-1)	Random vibration with maximum power spectral density (PSD) of $2.5 \times 10^{-5} \text{ g}^2/\text{Hz}$ from 5 to 10 Hz; 7.5 dB/octave from 10 to 25 Hz; PSD of $2.5 \times 10^{-4} \text{ g}^2/\text{Hz}$ from 25 to 30 Hz; -24 dB/octave from 30 to 40 Hz; PSD of $2.5 \times 10^{-3} \text{ g}^2/\text{Hz}$ from 40 to 2000 Hz; -9.3 dB/octave from 2000 to 2500 Hz; PSD of $1.25 \times 10^{-3} \text{ g}^2/\text{Hz}$ at 2500 Hz.
Nonoperating (See Figure 2-2)	Random vibration with a power spectral density of 0.0005 g^2/Hz from 10 to 2000 Hz.
SHOCK	
Recommended Operating range:	<0.67 g's
Operating:	2 g maximum at 11 ms, half sine waveform
Nonoperating (Storage and Transit):	10 g maximum at 11 ms, half sine waveform
ALTITUDE	
Operating:	maximum 3 000 m (9,840 ft)
Nonoperating:	maximum 15 000 m (49,200 ft)
ELECTROMAGNETIC SUSCEPTIBILITY OPERATING RANGE	
These disc drives have been successfully type tested under conditions of radiated and conducted interference. Operation at levels exceeding these may result in degraded performance and is not covered under warranty.	
Radiated:	14 kHz to 1 GHz, $\leq 2 \text{ V/m}$
Recommended limit:	$<0.5 \text{ V/m}$
Conducted:	30 Hz to 50 kHz, $<3\text{V rms}$
	50 kHz to 400 MHz, $<1\text{V peak-to-peak}$
<i>Hewlett-Packard, in a continuing effort to offer excellent products at a fair value, reserves the right to change specifications, designs, and models without notice.</i>	

Table A-6. HP 7933H, HP 7935H, HP 7933XP and HP 7935XP Disc Drives Specifications (continued)

Recommended limit:	<0.5V rms
Electrostatic Discharge:	15 kV
Recommended limit:	<5 kV
Magnetic:	47.5 Hz to 198 Hz, <5 gauss
Power line transients (<i>per IEEE 587.1/F</i>):	
Oscillatory wave:	1.5 kV
Recommended limit:	<500V
Unidirectional wave:	1.0 kV
Recommended limit:	<500V

POWER REQUIREMENTS

Recommended limit:	The daily average not to vary more that $\pm 2\%$ from correct voltage
Voltage:	120, 208, 220, 240V; $\pm 10\%$
Frequency:	47.5 to 63 Hz
Phase:	Single
Current (nominal worst case):	

Standard/ Option	Market Area	Voltage (VAC)	Disc Drive (A)	Accessory Outlet (A)	Total
Standard	USA	208	7.6	1.7	9.3
120	USA, Canada	120	13.0	3.0	16.0
210	Canada	208	7.6	1.7	9.3
220 221 222 223	Canada Continental Europe Switzerland Denmark	220	7.4	1.6	9.0
241 242	United Kingdom Australia, New Zealand	240	6.9	1.5	8.4

Hewlett-Packard, in a continuing effort to offer excellent products at a fair value, reserves the right to change specifications, designs, and models without notice.

Appendix A

Table A-6. HP 7933H, HP 7935H, HP 7933XP and HP 7935XP Disc Drives Specifications (continued)

Power:	1,300 watts maximum
Distortion:	5% peak and flat harmonic distortion
Power Cords:	See figure A-2 for power cord requirements
Line Surge and Sag:	80% and 120% typical line voltage for 30 sec. 70% and 130% typical line voltage for 0.5 sec.
Neutral-to-Ground Noise:	≤2V peak-to-peak
Recommended limit:	<1V peak-to-peak
Ground-to-Ground Noise:	≤2V peak-to-peak
Recommended limit:	<1V peak-to-peak

COOLING REQUIREMENTS

Allow 50.8 cm (20 in.) in front and 76.2 cm (30 in.) behind for adequate air flow.

SYSTEM CONFIGURATIONS*

- Total cable length is limited to 1 metre per equivalent HP-IB load.
- This disc drive places one equivalent load on each of the HP-IB lines.

**Consult the appropriate system configuration guide for specific constraints in conjunction with the host CPU.*

Hewlett-Packard, in a continuing effort to offer excellent products at a fair value, reserves the right to change specifications, designs, and models without notice.

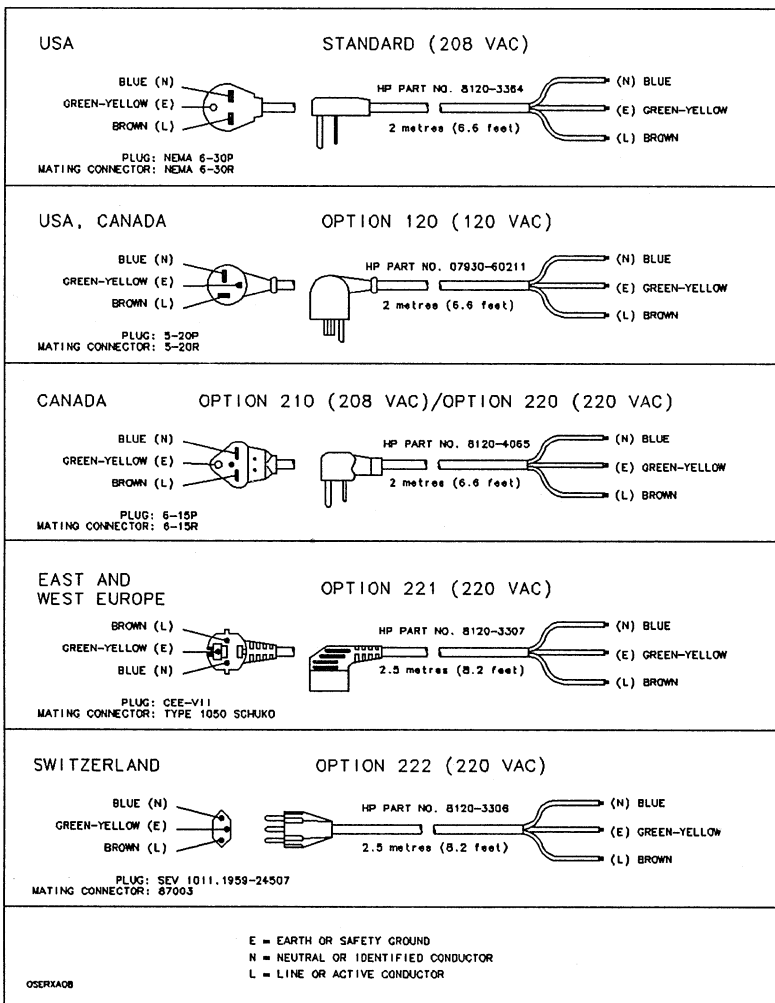


Figure A-2. HP 793X Standard and Optional Power Cords

Appendix A

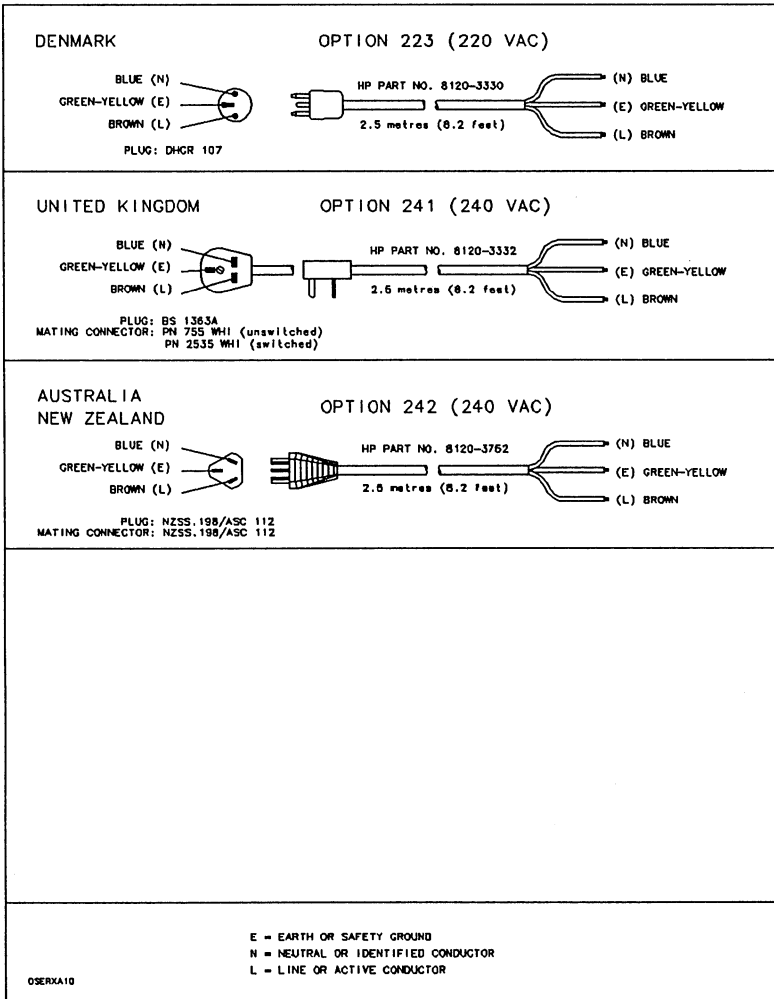


Figure A-2. HP 793X Standard and Optional Power Cords (continued)

Table A-7. HP 97935A Media Module Specifications

ENVIRONMENTAL REQUIREMENTS

Note: The environmental specifications listed herein apply when this device is not connected to a Hewlett-Packard (HP) system. When this device is connected with HP systems, the more stringent environmental and performance specifications listed for any single HP device within the HP system are applicable and supersede these specifications.

The following specifications were type-tested under controlled conditions. Hewlett-Packard maintains an active program of auditing production products to ensure these specifications remain true when products are again tested under the same conditions. The limits of these specifications do not represent the optimum for long, trouble-free operation and are specifically not recommended for maximum customer satisfaction. The recommended conditions are stated separately where appropriate.

AMBIENT TEMPERATURE

Recommended operating range:	20 °C to 25.5 °C (68 °F to 78 °F)
Operating range:	10 °C to 40 °C (50 °F to 104 °F)
Nonoperating range:	-40 °C to 65 °C (-40 °F to 149 °F)
Maximum rate of change:	20 °C (36 °F) per hour

HUMIDITY

Operating:	8% to 80% relative humidity, noncondensing and wet bulb temperature not to exceed 25.6 °C (78 °F). For example, this is equivalent to a maximum of 80% relative humidity at 28 °C (82 °F), a maximum of 50% relative humidity at 34 ° (93 °F), or a maximum of 32% relative humidity at 40 °C (104 °F).
Nonoperating:	8% to 80% relative humidity, noncondensing and wet bulb temperature not to exceed 25.6 °C (78 °F). For example, this is equivalent to a maximum of 80% relative humidity at 28 °C (82 °F), a maximum of 32% relative humidity at 40 ° (140 °F) or, a maximum of 15% relative humidity at 50 °C (122 °F).

Note: The media module must not be installed if there are signs of moisture condensation in or on the media module.

ALTITUDE

Operating:	maximum 3 000m (9,840 ft)
Nonoperating:	maximum 15 000m (49,213 ft)

Hewlett-Packard, in a continuing effort to offer excellent products at a fair value, reserves the right to change specifications, designs, and models without notice.

Table A-7. HP 97935A Media Module Specifications

VIBRATION	
Operating (See Figure 2-1)	Random vibration with maximum power spectral density (PSD) of $2.5 \times 10^{-5} \text{ g}^2/\text{Hz}$ from 5 to 10 Hz; 7.5 dB/octave from 10 to 25 Hz; PSD of $2.5 \times 10^{-4} \text{ g}^2/\text{Hz}$ from 25 to 30 Hz; -24 dB/octave from 30 to 40 Hz; PSD of $2.5 \times 10^{-5} \text{ g}^2/\text{Hz}$ from 40 to 2000 Hz; -9.3 dB/octave from 2000 to 2500 Hz; PSD of $1.25 \times 10^{-5} \text{ g}^2/\text{Hz}$ at 2500 Hz.
Nonoperating (See Figure 2-2)	Random vibration with a power spectral density of $0.0005 \text{ g}^2/\text{Hz}$ from 10 to 2000 Hz.
SHOCK*	
Operating:	2 g maximum at 11 ms, half sine waveform
Nonoperating:	30 g maximum at 11 ms, half sine waveform
* The effect of excessive shock on a media module will be, in decreasing order of severity, head crash, premature failure of spindle and actuator, or error rate.	
<i>Hewlett-Packard, in a continuing effort to offer excellent products at a fair value, reserves the right to change specifications, designs, and models without notice.</i>	

Table A-8. HP 7941A and 7945A Disc Drives Specifications

OPERATING SPECIFICATIONS

Average controller overhead time:	10.1 ms
Average seek time:	30 ms
Average rotational delay:	8.3 ms
Average time to transfer 1 kbyte (at 625 kbytes/sec):	<u>2 ms</u>
Total average transaction time (excluding system overhead):	50.4 ms
Disc performance index:	20*

*Maximum disc transactions per second, for 1 kbyte transfers, less system overhead.

Refers to fundamental disc performance; true I/O rates are application dependent and must take into account system overhead, including the individual system configuration specifications.

DATA CAPACITY (formatted)

Item	Data Bits Per	Data Bytes Per	Sectors Per	Tracks Per	Heads Per
Byte	8				
Sector	2,048	256			
Track	65,536	8,129	32		
Head	63,438,848	7,929,856	30,976	968	
HP 7941A	190,316,544	23,789,568	92,928	2,904	3
HP 7945A	444,071,936	55,508,992	216,832	6,776	7

PHYSICAL CHARACTERISTICS**DIMENSIONS**

Height:	130.0 mm (5.1 in.)
Width:	325 mm (12.8 in.)
Depth:	285 mm (11.2 in.)

WEIGHT

Net (total):	
Standard:	9.9 kg (21.8 lb)
Shipping (total):	
Standard:	12.9 kg (28.5 lb)

Hewlett-Packard, in a continuing effort to offer excellent products at a fair value, reserves the right to change specifications, designs, and models without notice.

Table A-8. HP 7941A and HP 7945A Disc Drives Specifications (cont.)

OPERATING CHARACTERISTICS

HEAT DISSIPATION

Maximum: 85 Watts (290 Btu/hr; 73 Kcals/hr)
 Typical: 65 Watts (222 Btu/hr; 56 Kcals/hr)

ELECTROMAGNETIC EMISSIONS

Radiated and conducted interference:

- HP 7941A/7945A -- For U.S.A., designed to meet FCC docket 20780 for Class B computing peripheral devices.
- HP 7941A/7945A -- for Europe, designed to meet VDE 0871 for Level B computing devices. FTZ licensed on some HP systems. Refer to your local sales representative for more information.

Magnetic nonoperating: <2 milligauss at 2m (7 ft) on all surfaces
 Magnetic operating: <5 gauss on all surfaces

POWER CHARACTERISTICS

Voltages (true RMS):

115V Setting; 100V, 115V, 120V, single phase (inclusive tolerance range is 90V to 132V)
 230V setting; 220V, 240V, single phase (inclusive tolerance range is 180V to 264V)

Frequency: 47.5-66 Hz

Maximum Power: 115V setting; 85 Watts (90V, 60Hz)
 230V setting; 85 Watts (198V, 50Hz)

Typical Power: 115 setting; 65 Watts (115V, 60Hz)
 230V setting; 65 Watts (230V, 50Hz)

Maximum Current (occurs during spin-up): 115V setting; 1.6A (true RMS at 90V, 60Hz)
 230V setting; 1.0A (true RMS at 180V, 50Hz)

Typical Current: 115V setting; 0.80A (true RMS at 115V, 60Hz)
 230V setting; 0.50A (true RMS at 230V, 50Hz)

Line Dropout: No effect on performance; no operator intervention required for dropout equal to or less than one cycle of the ac line frequency (20.0 ms, 50 Hz; 16.7 ms, 60 Hz).

Hewlett-Packard, in a continuing effort to offer excellent products at a fair value, reserves the right to change specifications, designs, and models without notice.

Table A-8. HP 7941A and HP 7945A Disc Drives Specifications (cont.)

ACOUSTIC EMISSIONS

Average sound pressure level (\overline{L}_{pA}):	41 dB(A)
Sound power level (L_{WA}):	53 dB(A)

SAFETY

- CSA certified to CSA 22.2 No. 154.
- Meets all applicable safety standards of IEC 380 and IEC 435.
- UL listed to UL 114 and UL 478.

ENVIRONMENTAL REQUIREMENTS

Note: The environmental specifications listed herein apply when this subsystem is not connected to a Hewlett-Packard (HP) system. When this subsystem is connected with HP systems, the more stringent environmental and performance specifications listed for any single HP device within the HP system are applicable and supersede these specifications.

The following specifications were type-tested under controlled conditions. Hewlett-Packard maintains an active program of auditing production products to ensure these specifications remain true when products are again tested under the same conditions. The limits of these specifications do not represent the optimum for long, trouble-free operation and are specifically not recommended for maximum customer satisfaction. The recommended conditions are stated separately where appropriate.

TEMPERATURE

Recommended operating range:	20°C to 25.5°C (68°F to 78°F)
Operating range:	5°C to 45°C (41°F to 113°F)
Nonoperating range:	-40°C to 60°C (-40°F to 140°F)
Maximum rate of change:	10°C (18°F) per hour

HUMIDITY

Operating:	8% to 80% relative humidity, noncondensing, and wet bulb temperature not to exceed 29°C (84°F). For example, this is equivalent to maximum of 80% relative humidity at 32°C (90°F), a maximum of 65% relative humidity at 35°C (95°F), or a maximum of 46% relative humidity at 40°C (104°F).
Nonoperating:	5% to 90% relative humidity, noncondensing and wet bulb temperature not to exceed 29°C (84°F). For example, this is equivalent to a maximum of 95% relative humidity at 30°C (86°F), a maximum of 50% relative humidity at 38° (100°F), a maximum of 32% relative humidity at 45°C (113°F), or a maximum of 10% relative humidity at 60°C (140°F).

Hewlett-Packard, in a continuing effort to offer excellent products at a fair value, reserves the right to change specifications, designs, and models without notice.

Table A-8. HP 7941A and HP 7945A Disc Drives Specifications (cont.)

VIBRATION	
Operating (See Figure 2-3)	Random vibration with power spectral density (PSD) of $0.0001 \text{ g}^2/\text{Hz}$ from 5 to 350 Hz; -6 dB/octave from 350 to 500 Hz; PSD of $0.00005 \text{ g}^2/\text{Hz}$ at 500 Hz.
Nonoperating (See Figure 2-4)	Random vibration with power spectral density (PSD) of $0.015 \text{ g}^2/\text{Hz}$ from 5 to 100 Hz; -6 dB/octave from 100 to 137 Hz; PSD of $0.008 \text{ g}^2/\text{Hz}$ from 137 to 350 Hz; -6 dB/octave from 350 to 500 Hz; PSD of $0.0039 \text{ g}^2/\text{Hz}$ at 500 Hz.
SHOCK	
Recommended operating range:	<0.5 g's
Operating:	1.5 g maximum at 11 ms, half sine waveform
Nonoperating:	20 g maximum at 11 ms, half sine waveform
ALTITUDE	
Operating:	maximum 4 600m (15, 000 ft)
Nonoperating:	maximum 15 000m (49,200 ft)
ELECTROMAGNETIC SUSCEPTIBILITY OPERATING RANGE	
Radiated:	14 kHz to 1 GHz, up to 3 V/m
Recommended limit:	<0.5 V/m
Conducted:	30 Hz to 50 kHz, <3 V rms
Recommended limit:	50 kHz to 400 MHz, <1V peak-to-peak
Electrostatic Discharge:	<0.5 rms
Recommended limit:	<15.0 kV
Magnetic:	<5 kV
Power line transients (per IEEE Standard P587.1/F)	<1 gauss, 47.5 to 198 Hz
Oscillatory wave (100 kHz ringing wave):	<1.5 kV and <50 A (open circuit voltage)
Recommended limit:	<500V
Unidirectional wave (one 20 us wide pulse):	<1.0 kV and <100 A (open circuit voltage)
Recommended limit:	<500V
<i>Hewlett-Packard, in a continuing effort to offer excellent products at a fair value, reserves the right to change specifications, designs, and models without notice.</i>	

Table A-8. HP 7941A and HP 7945A Disc Drives Specifications (cont.)

POWER REQUIREMENTS

Voltages (true RMS):

115V Setting; 100V, 115V, 120V, single phase (inclusive tolerance range is 90V to 132V)
 230V setting; 220V, 240V, single phase (inclusive tolerance range is 180V to 264V)

Frequency: 47.5-66 Hz

Maximum Power: 115V setting; 144 V-A (90V, 60Hz)
 230V setting; 198 V-A (198V, 50Hz)

Typical Power: 115 setting; 92 V-A (115V, 60Hz)
 230V setting; 115 V-A (230V, 50Hz)

Maximum Current (occurs during spin-up): 115V setting; 1.6A (true RMS at 90V, 60Hz)
 230V setting; 1.0A (true RMS at 180V, 50Hz)

Typical Current: 115V setting; 0.80A (true RMS at 115V, 60Hz)
 230V setting; 0.50A (true RMS at 230V, 50Hz)

Distortion: <5% peak and flat harmonic distortion
 Line Surge and Sag: 80% and 120% typical line voltage for 30 sec.
 70% and 130% typical line voltage for 0.5 sec.

TILT

The drive shall meet all performance specifications when mounted in an upright orientation which maintains the horizontal plane of the device to within +/- 15 degrees of parallel to the horizon.

Hewlett-Packard, in a continuing effort to offer excellent products at a fair value, reserves the right to change specifications, designs, and models without notice.

Appendix A

Table A-8. HP 7941A and HP 7945A Disc Drives Specifications (cont.)

	<u>115V Setting</u>	<u>230V Setting</u>	<u>Phase</u>	<u>Frequency</u>
Operating Voltage (true RMS):	90-132V	180-254V	Single	47.5-66 Hz
Maximum Operating Current (true RMS):	1.6A at 90V	1.0A at 180V	Single	60 Hz
Typical Operating Current (true RMS):	1.15A at 115V	0.70A at 230V	Single	60 Hz
Maximum Operating Power (Volt/Amps):	144VA at 90V	180VA at 180V	Single	60 Hz
Typical Operating Power (Volt/Amps):	132VA at 115V	161VA at 230V	Single	60 Hz
Maximum Operating Power (Heat):	85W at 90V	85W at 180V	Single	60 Hz
Typical Operating Power (Heat):	65W at 115V	65W at 230V	Single	60 Hz

Hewlett-Packard, in a continuing effort to offer excellent products at a fair value, reserves the right to change specifications, designs, and models without notice.

Table A-9. HP 7942A and 7946A Disc/Tape Drives Specifications

OPERATING SPECIFICATIONS**DISC DRIVE**

Average controller overhead time:	10.1 ms
Average seek time:	30 ms
Average rotational delay:	8.3 ms
Average time to transfer 1 kbyte (at 625 kbytes/sec):	<u>2 ms</u>
Total average transaction time (excluding system overhead):	50.4 ms

Disc performance index: 20*

**Maximum disc transactions per second, for 1 kbyte transfers, less system overhead.*

Refers to fundamental disc performance; true I/O rates are application dependent and must take into account system overhead, including the individual system configuration specifications.

TAPE DRIVE

Tape Speed Read/Write: 60 IPS
Search/Rewind: 90 IPS

Maximum sustained Transfer rate: 34 kbytes/second *

** Maximum sustained transfer rate does not necessarily reflect system throughput, which varies depending upon application, file structures, and driver implementation.*

DISC DRIVE DATA CAPACITY (formatted)

Item	Data Bits Per	Data Bytes Per	Sectors Per	Tracks Per	Heads Per
Byte	8				
Sector	2,048	256			
Track	65,536	8,129	32		
Head	63,438,848	7,929,856	30,976	968	
HP 7942A	190,316,544	23,789,568	92,928	2,904	3
HP 7946A	444,071,936	55,508,992	216,832	6,776	7

Hewlett-Packard, in a continuing effort to offer excellent products at a fair value, reserves the right to change specifications, designs, and models without notice.

Table A-9. HP 7942A and 7946A Disc/Tape Drives Specifications

TAPE DRIVE DATA CAPACITY (formatted)

Item	Data Bits Per	Data Bytes Per	Words Per	Blocks Per	Tracks Per
Byte	8				
Word	16	2			
Block	8,192	1,024	512		
Track					
150ft.	8,372,224	1,046,578	523,264	1,022	
600ft.	33,488,896	4,186,112	2,093,056	4,088	
Cartridge					
150 ft.	133,955,584	16,744,448	8,372,224	16,352	16
600 ft.	535,822,336	66,977,792	33,488,896	65,408	16

PHYSICAL CHARACTERISTICS**DIMENSIONS**

Height:	208.0 mm (8.19 in.)
Width:	325 mm (12.79 in.)
Depth:	285 mm (11.22 in.)

WEIGHT

Net (total):	
Standard:	15.8 kg (34.8 lb)
Shipping (total):	
Standard:	19.6 kg (43.3 lb)

OPERATING CHARACTERISTICS**HEAT DISSIPATION**

Maximum:	125 Watts (427 Btu/hr; 109 Kcal/hr)
Typical:	120 Watts (410 Btu/hr; 103 Kcal/hr)

ELECTROMAGNETIC EMISSIONS

Radiated and conducted interference:

- HP 7942A/7946A -- For U.S.A., designed to meet FCC document 20780 for Class B computing peripheral devices.
- HP 7942A/7946A -- for Europe, designed to meet VDE 0871 for Level B computing devices. FTZ licensed on some HP

Hewlett-Packard, in a continuing effort to offer excellent products at a fair value, reserves the right to change specifications, designs, and models without notice.

Table A-9. HP 7942A and HP 7946A Disc Drives Specifications (cont.)

	systems. Refer to your local sales representative for more information.
Magnetic nonoperating:	<2 milligauss at 2m (7 ft) on all surfaces
Magnetic operating:	<5 gauss on all surfaces
POWER CHARACTERISTICS	
Voltages (true rms):	
115V Setting;	100V, 115V, 120V, single phase (inclusive tolerance range is 90V to 132V)
230V setting;	220V, 240V, single phase (inclusive tolerance range is 180V to 264V)
Frequency:	47.5-66 Hz
Maximum Power:	115V setting; 125 Watts (100V, 60 Hz) 230V setting; 125 Watts (264V, 50 Hz)
Typical Power:	115 setting; 120 Watts (115V, 60 Hz) 230V setting; 120 Watts (230V, 50 Hz)
Maximum Rated Current (occurs during spin-up):	115V setting; 2.3A (true rms at 90V, 60 Hz) 230V setting; 1.3A (true rms at 180V, 50 Hz)
Typical Current:	115V setting; 1.50A (true rms at 115V, 60 Hz) 230V setting; 0.80A (true rms at 230V, 50 Hz)
Line Dropout:	No effect on performance; no operator intervention required for dropout equal to or less than one cycle of the ac line frequency (20.0 ms, 50 Hz; 16.7 ms, 60 Hz).
ACOUSTIC EMISSIONS	
Average sound pressure level (\overline{L}_p):	40 dB(A)
Sound power level (L_{wA}):	52 dB(A)
SAFETY	
<ul style="list-style-type: none"> • CSA certified to CSA 22.2 No. 154. • Meets all applicable safety standards of IEC 380 and IEC 435. • UL listed to UL 114 and UL 478. 	
<p><i>Hewlett-Packard, in a continuing effort to offer excellent products at a fair value, reserves the right to change specifications, designs, and models without notice.</i></p>	

Table A-9. HP 7942A and HP 7946A Disc Drives Specifications (cont.)

ENVIRONMENTAL REQUIREMENTS

Note: The environmental specifications listed herein apply when this device is not connected to a Hewlett-Packard (HP) system. When this device is connected with HP systems, the more stringent environmental and performance specifications listed for any single HP device within the HP system are applicable and supersede these specifications.

The following specifications were type-tested under controlled conditions. Hewlett-Packard maintains an active program of auditing production products to ensure these specifications remain true when products are again tested under the same conditions. The limits of these specifications do not represent optimum for long, trouble-free operation and are specifically not recommended for maximum customer satisfaction. The recommended conditions are stated separately where appropriate.

TEMPERATURE

Recommended operating range:	20 °C to 25.5 °C (68 °F to 78 °F)
Operating range:	5 °C to 40 °C (41 °F to 104 °F)
Nonoperating range:	-40 °C to 60 °C (-40 °F to 140 °F)
Maximum rate of change:	10 °C (18 °F) per hour

HUMIDITY

Operating:	20% to 80% relative humidity, noncondensing, and wet bulb temperature not to exceed 29 °C (84 °F). For example, this is equivalent to maximum of 80% relative humidity at 32 °C (90 °F), a maximum of 65% relative humidity at 35 °C (95 °F), or a maximum of 46% relative humidity at 40 °C (104 °F).
Nonoperating:	5% to 95% relative humidity, noncondensing and wet bulb temperature not to exceed 29 °C (84 °F). For example, this is equivalent to a maximum of 95% relative humidity at 30 °C (86 °F), a maximum of 50% relative humidity at 38 °C (100 °F), a maximum of 32% relative humidity at 45 °C (113 °F), or a maximum of 10% relative humidity at 60 °C (140 °F).

VIBRATION

Figure 2-1
Operating
(See Figure
2-1)

Random vibration with power spectral density (PSD) of $2.5 \times 10^{-5} \text{ g}^2/\text{Hz}$ from 5 to 10 Hz; 7.5 dB/octave from 10 to 25 Hz; PSD of $2.5 \times 10^{-4} \text{ g}^2/\text{Hz}$ from 25 to 30 Hz; -24 dB/octave from 30 to 40 Hz; PSD of $2.5 \times 10^{-5} \text{ g}^2/\text{Hz}$ from 40 to 2000 Hz; -9.3 dB/octave from 2000 to 2500 Hz; PSD of $1.25 \times 10^{-5} \text{ g}^2/\text{Hz}$ at 2500 Hz.

Hewlett-Packard, in a continuing effort to offer excellent products at a fair value, reserves the right to change specifications, designs, and models without notice.

Table A-9. HP 7942A and HP 7946A Disc Drives Specifications (cont.)

Nonoperating (See Figure 2-2)	Random vibration with power spectral density of 0.0005 g^2/Hz from 10 to 2000 Hz.
SHOCK	
Recommend operating range:	<0.5 g's
Operating range:	1.5 g maximum at 11 ms, half sine waveform
Nonoperating Range:	20 g maximum at 11 ms, half sine waveform
ALTITUDE	
Operating:	maximum 4 600m (15,000 ft)
Nonoperating:	maximum 15 000m (49,200 ft)
ELECTROMAGNETIC SUSCEPTIBILITY OPERATING RANGE	
Radiated:	14 kHz to 1 GHz, up to 3 V/m
Recommended limit:	<0.5V
Conducted:	30 Hz to 50 kHz, <3 V rms
Recommended limit:	50 kHz to 400 MHz, <1V peak-to-peak
Recommended limit:	<0.5V rms
Electrostatic Discharge:	<15.0 kV
Recommended limit:	<7 kV
Magnetic:	<1 gauss, 47.5 to 198 Hz
Power line transients (per IEEE Standard P587.1/F)	
Oscillatory wave (100 kHz ringing wave):	<1.5 kV and <50 A (open circuit voltage)
Recommended limit:	<500V
Unidirectional wave (one 20 us wide pulse):	<1.0 kV and <100 A (open circuit voltage)
Recommended limit:	<500V

Hewlett-Packard, in a continuing effort to offer excellent products at a fair value, reserves the right to change specifications, designs, and models without notice.

Table A-9. HP 7942A and HP 7946A Disc Drives Specifications (cont.)

POWER REQUIREMENTS	
Voltages (true rms):	
115V Setting; 230V setting;	100V, 115V, 120V, single phase (inclusive tolerance range is 90V to 132V) 220V, 240V, single phase (inclusive tolerance range is 180V to 264V)
Frequency:	47.5-66 Hz
Maximum Power:	115V setting; 207 V-A (90V, 60 Hz) 230V setting; 234 V-A (180V, 50 Hz)
Typical Power:	115 setting; 173 V-A (115V, 60 Hz) 230V setting; 184 V-A (230V, 50 Hz)
Maximum Current (occurs during spin-up):	115V setting; 2.3A (true rms at 90V, 60 Hz) 230V setting; 1.3A (true rms at 180V, 50 Hz)
Typical Current:	115V setting; 1.50A (true rms at 115V, 60 Hz) 230V setting; 0.80A (true rms at 230V, 50 Hz)
Distortion:	<5% peak and flat harmonic distortion
Line Surge and Sag:	80% and 120% typical line voltage for 30 sec. 70% and 130% typical line voltage for 0.5 sec.
TILT	
The drive shall meet all performance specifications when mounted in an upright orientation which maintains the horizontal plane of the device to within +/- 15 degrees of parallel to the horizon.	
<i>Hewlett-Packard, in a continuing effort to offer excellent products at a fair value, reserves the right to change specifications, designs, and models without notice.</i>	

Table A-10. HP 7957A and 7958A Disc Drives Specifications

OPERATING SPECIFICATIONS

Average controller overhead time:	3.0 ms
Average seek time (including settling):	29.0 ms
Average rotational delay:	8.3 ms
Average time to transfer 1 kbyte (at 853 kbytes/sec):	1.2 ms
Total average transaction time (excluding system overhead):	41.5 ms

Disc performance index: 24.1*

**Maximum disc transactions per second, for 1 kbyte transfers, less system overhead.*

Refers to fundamental disc performance; true I/O rates are application dependent and must take into account system overhead, including the individual system configuration specifications.

DATA CAPACITY (formatted)

Item	Data Bits Per	Data Bytes Per	Sectors Per	Tracks Per	Heads Per
Byte	8				
Sector	2,048	256			
Track	129,024	16,128	63		
Head	130,701,312	16,337,664	63,819	1,013	
HP 7957A	653,506,560	81,688,320	319,095	5,065	5
HP 7958A	1,045,610,496	130,701,312	510,552	8,104	8

PHYSICAL CHARACTERISTICS**DIMENSIONS**

Height:	132 mm (5.2 in.)
Width:	325 mm (12.8 in.)
Depth:	285 mm (11.2 in.)

WEIGHT

Net (total):	
Standard:	9.9 kg (21.8 lb)
Shipping (total):	
Standard:	12.9 kg (28.5 lb)

Hewlett-Packard, in a continuing effort to offer excellent products at a fair value, reserves the right to change specifications, designs, and models without notice.

Table A-10. HP 7957A and HP 7958A Disc Drives Specifications (cont.)

OPERATING CHARACTERISTICS

HEAT DISSIPATION

Maximum:	85 Watts (290 Btu/hr; 73 kcals/hr)
Typical:	65 Watts (222 Btu/hr; 56 kcals/hr)

ELECTROMAGNETIC EMISSIONS

Radiated and conducted interference:

- HP 7957A/7958A -- For U.S.A., designed to meet FCC docket 20780 for Class B computing peripheral devices. These products comply with the limits for a Class B computing device pursuant to Subpart J of part 15 of the FCC Rules. See instructions if interference to radio reception is suspected.
- HP 7957A/7958A -- for Europe, designed to meet EMI level FTZ 1046/84 and provides a Manufacturer's Declaration. Refer to your local sales representative for more information.

Magnetic nonoperating:	<2 milligauss at 2m (7 ft) on all surfaces
Magnetic operating:	<5 gauss on all surfaces

POWER CHARACTERISTICS

Voltages (true RMS):

115V Setting;	100V, 115V, 120V, single phase (inclusive tolerance range is 90V to 132V)
230V setting;	220V, 240V, single phase (inclusive tolerance range is 180V to 264V)

Frequency:	47.5-66 Hz
------------	------------

Maximum Power:	115V setting; 85 Watts (90V, 60Hz) 230V setting; 85 Watts (198V, 50Hz)
----------------	---

Typical Power:	115V setting; 65 Watts (115V, 60Hz) 230V setting; 65 Watts (230V, 50Hz)
----------------	--

Maximum Current (occurs during spin-up):	115V setting; 1.6A (true RMS at 90V, 60Hz) 230V setting; 1.0A (true RMS at 180V, 50Hz)
--	---

Typical Current:	115V setting; 0.80A (true RMS at 115V, 60Hz) 230V setting; 0.50A (true RMS at 230V, 50Hz)
------------------	--

Line Dropout:	No effect on performance; no operator intervention required for dropout equal to or less than one cycle of the ac line frequency (20.0 ms, 50 Hz; 16.7 ms, 60 Hz).
---------------	--

Hewlett-Packard, in a continuing effort to offer excellent products at a fair value, reserves the right to change specifications, designs, and models without notice.

Table A-10. HP 7957A and HP 7958A Disc Drives Specifications (cont.)

ACOUSTIC EMISSIONS

Average sound pressure level (\overline{L}_{pA}):	41 dB(A)
Sound power level (L_{wA}):	52 dB(A)

SAFETY

- CSA certified to CSA 22.2 No. 154.
- Meets all applicable safety standards of IEC 380 and IEC 435.
- UL listed to UL 114 and UL 478.

ENVIRONMENTAL REQUIREMENTS

Note: The environmental specifications listed herein apply when this subsystem is not connected to a Hewlett-Packard (HP) system. When this subsystem is connected with HP systems, the more stringent environmental and performance specifications listed for any single HP device within the HP system are applicable and supersede these specifications.

The following specifications were type-tested under controlled conditions. Hewlett-Packard maintains an active program of auditing production products to ensure these specifications remain true when products are again tested under the same conditions. The limits of these specifications do not represent the optimum for long, trouble-free operation and are specifically not recommended for maximum customer satisfaction. The recommended conditions are stated separately where appropriate.

TEMPERATURE

Recommended operating range:	20°C to 25.5°C (68°F to 78°F)
Operating range:	5°C to 45°C (41°F to 113°F)
Nonoperating range:	-40°C to 65°C (-40°F to 149°F)
Maximum rate of change:	10°C (18°F) per hour

HUMIDITY

Operating:	8% to 90% relative humidity, noncondensing, and wet bulb temperature not to exceed 29°C (84°F).
Nonoperating:	8% to 90% relative humidity, noncondensing and wet bulb temperature not to exceed 29°C (84°F).

Hewlett-Packard, in a continuing effort to offer excellent products at a fair value, reserves the right to change specifications, designs, and models without notice.

Table A-10. HP 7957A and HP 7958A Disc Drives Specifications (cont.)

VIBRATION	
Operating (See Figure 2-3)	Random vibration with power spectral density (PSD) of 0.0001 g ² /Hz from 5 to 350 Hz; -6 dB/octave from 350 to 500 Hz; PSD of 0.00005 g ² /Hz at 500 Hz.
Nonoperating (See Figure 2-4)	Random vibration with power spectral density (PSD) of 0.015 g ² /Hz from 5 to 100 Hz; -6 dB/octave from 100 to 137 Hz; PSD of 0.008 g ² /Hz from 137 to 350 Hz; -6 dB/octave from 350 to 500 Hz; PSD of 0.0039 g ² /Hz at 500 Hz.
SHOCK	
Recommended operating range:	<0.67g
Operating:	2 g maximum at 11 ms, half sine waveform
Nonoperating:	20 g maximum at 11 ms, half sine waveform
ALTITUDE	
Operating:	maximum 4 500m (14,800 ft.)
Nonoperating:	maximum 15 000m (49,200 ft)
ELECTROMAGNETIC SUSCEPTIBILITY OPERATING RANGE	
Radiated Electric Field:	14 kHz to 1 GHz, up to 3 V/m
Recommended limit:	<0.5 V/m
Conducted:	30 Hz to 50 kHz, <3 Vrms
Recommended limit:	50 kHz to 400 MHz, <1V peak-to-peak
Electrostatic Discharge:	<0.5 Vrms
Recommended limit:	<15.0 kV
Magnetic Field:	<5 kV
Power line transients (per IEEE Standard P587.1/F)	<1 gauss, 47.5 to 198 Hz
Oscillatory wave (100 kHz ringing wave):	<1.5 kV and <50 A (open circuit voltage)
Recommended limit:	<500V
Unidirectional wave (one 20 us wide pulse):	<1.0 kV and <100 A (open circuit voltage)
Recommended limit:	<500V
COOLING REQUIREMENTS	
Allow 76.2 mm (3 in.) in front and behind for adequate air flow	
<p><i>Hewlett-Packard, in a continuing effort to offer excellent products at a fair value, reserves the right to change specifications, designs, and models without notice.</i></p>	

Table A-10. HP 7957A and HP 7958A Disc Drives Specifications (cont.)

POWER REQUIREMENTS**Voltages (true RMS):**

115V Setting;	100V, 115V, 120V, single phase (inclusive tolerance range is 90V to 132V)
230V setting;	220V, 240V, single phase (inclusive tolerance range is 180V to 264V)

Frequency:	47.5-66 Hz
-------------------	------------

Maximum Power:	115V setting; 184 V-A (90V, 60Hz) 230V setting; 230 V-A (200V, 50Hz)
-----------------------	---

Typical Power:	115 setting; 92 V-A (115V, 60Hz) 230V setting; 115 V-A (230V, 50Hz)
-----------------------	--

Maximum Current (occurs during spin-up):	115V setting; 1.6A (true RMS at 90V, 60Hz) 230V setting; 1.0A (true RMS at 180V, 50Hz)
---	---

Typical Current:	115V setting; 0.80A (true RMS at 115V, 60Hz) 230V setting; 0.50A (true RMS at 230V, 50Hz)
-------------------------	--

Distortion:	<5% peak and flat harmonic distortion
Line Surge and Sag:	80% and 120% typical line voltage for 30 sec. 70% and 130% typical line voltage for 0.5 sec.

TILT

The drive shall meet all performance specifications when mounted in an upright orientation which maintains the horizontal plane of the device to within +/- 15 degrees of parallel to the horizon.

Hewlett-Packard, in a continuing effort to offer excellent products at a fair value, reserves the right to change specifications, designs, and models without notice.

Appendix A

Table A-10. HP 7957A and HP 7958A Disc Drives Specifications (cont.)

	<u>115V</u> <u>Setting</u>	<u>230V</u> <u>Setting</u>	<u>Phase</u>	<u>Frequency</u>
Operating Voltage (true RMS)	90-132V	180-254V	Single	47.5-66 Hz
Maximum Operating Current (true RMS)	1.6A at 90V	1.0A at 180V	Single	60 Hz
Typical Operating Current (true RMS)	1.15A at 115V	0.70A at 230V	Single	60 Hz
Maximum Operating Power (Volt/Amps)	184VA at 90V	230VA at 180V	Single	60 Hz
Typical Operating Power (Volt/Amps)	92VA at 115V	115VA at 230V	Single	60 Hz
Maximum Operating Power (Heat)	85W at 90V	85W at 180V	Single	60 Hz
Typical Operating Power (Heat)	65W at 115V	65W at 230V	Single	60 Hz

Hewlett-Packard, in a continuing effort to offer excellent products at a fair value, reserves the right to change specifications, designs, and models without notice

Table A-11. HP 7936H, HP 7937H, HP 7936XP and HP 7937XP Disc Drives Specifications

PRODUCT SPECIFICATIONS AND CHARACTERISTICS

NOTE

The following information stipulates the operating specifications and characteristics of this device/subsystem when installed and operated within the limits specified under ENVIRONMENTAL REQUIREMENTS found elsewhere in this table.

Operating Specifications

DISC DRIVE OPERATING SPECIFICATIONS

	HP 7936XP/ HP 7937XP	HP 7936H HP 7937H
Average controller overhead time:	1.2 ms	<1.0 ms
Average seek time:	20.5 ms	20.5 ms
Average rotational delay:	8.3 ms	8.33 ms
	(±10%)	
Average time to transfer 1 kbyte (at 1 Mbytes/sec):	1.0 ms	1.0 ms
Controller cache impact:	-15.8 ms*	0.0 ms*
Total average transaction time (excluding system overhead):	15.2 ms	30.80 ms
Disc performance index:	66.0 **	32.5**

*The reduction in time is due to the reduced number of seeks required for a disc drive with controller cache. The actual performance improvement on a disc drive will vary, depending on the read hit rate and the read percentage; the listed values are based on a read hit rate of 70% and a read percentage of 70% to 75%.

Hit rate is defined as the number of times the disc drive finds information in cache divided by the number of times the information is requested from the disc drive.

**Average disc transactions per second. Refers to fundamental disc drive performance; actual I/O rates are application dependent and must take into account system overhead, the system configuration, and the locality of data on the disc. The read hit rate and the read percentage will also have a significant impact on performance of the HP 793XP Disc Drive.

Hewlett-Packard, in a continuing effort to offer excellent products at a fair value, reserves the right to change specifications, designs, and models without notice.

Table A-11. HP 7936H, HP 7937H, HP 7936XP and HP 7937XP Disc Drives Specifications

DISC DRIVE DATA CAPACITY (formatted)

Item	Data Bytes Per	Sectors Per	Tracks Per	Heads Per
Sector	256			
Track	31,488	123		
Surface	43,957,248	171,708	1,396	
HP 7936	307,700,736	1,201,956	9,772	7
HP 7937	571,444,224	2,232,204	18,148	13

PHYSICAL CHARACTERISTICS

Weight

Net:	
Standard;	56.7 kg (125 lb)
Shipping:	
Standard;	74.4 kg (164 lb)

Dimensions

Height:	271.6 mm (10.69 in.)
Width:	324.2 mm (12.76 in.)
Depth:	740.7 mm (29.16 in.)

Service Clearance Needed

A minimum of 790.6 mm (31.125 in.) in front.
 A minimum of 76.2 mm (3.0 in.) is needed in the back for airflow

Hewlett-Packard, in a continuing effort to offer excellent products at a fair value, reserves the right to change specifications, designs, and models without notice.

Table A-11. HP 7936H, HP 7937H, HP 7936XP and HP 7937XP Disc Drives Specifications (cont'd)

Operating Characteristics

POWER CHARACTERISTICS

Voltages (true RMS):	
115V setting;	100V, 120V, single phase (inclusive tolerance range is 90V to 132V)
230V setting;	200, 208, 220V, 240V, single phase (inclusive tolerance range is 180V to 264V)
Frequency:	48 to 52 Hz; 58 to 62 Hz
Maximum Power:	
115V setting;	350 Watts (120V, 60Hz)
230V setting;	350 Watts (240V, 50Hz)
Typical Power:	
115V setting;	320 Watts (120V, 60Hz)
230V setting;	320 Watts (240V, 50Hz)
Maximum Current (occurs during spin-up):	
115V setting;	4.4A (RMS {for 9 sec.} at 90V, 50 Hz)
230V setting;	2A (RMS {for 9 sec.} at 180V, 50 Hz)
Typical Current:	
115V setting;	3.2A (RMS at 90V, 60 Hz)
115V setting;	2.8A (RMS at 100V, 60 Hz)
115V setting;	2.7A (RMS at 120V, 50 Hz)
115V setting;	2.6A (RMS at 120V, 60 Hz)
230V setting;	1.6A (RMS at 180V, 60 Hz)
230V setting;	1.5A (RMS at 200V, 60 Hz)
230V setting;	1.5A (RMS at 208V, 60 Hz)
230V setting;	1.4A (RMS at 220V, 60 Hz)
230V setting;	1.4A (RMS at 240V, 50 Hz)
230V setting;	1.4A (RMS at 240V, 60 Hz)

Line Dropout:

No effect on performance; no operator intervention required for dropout equal to or less than one cycle(s) of the ac line frequency (20.0 ms, 50 Hz; 16.7 ms, 60 Hz).

HEAT DISSIPATION

Maximum:	350 Watts (1194.6 Btu/hr; 88.2 Kcals/hr)
Typical:	320 Watts (1092 Btu/hr; 80.6 Kcals/hr)

Hewlett-Packard, in a continuing effort to offer excellent products at a fair value, reserves the right to change specifications, designs, and models without notice.

Table A-11. HP 7936H, HP 7937H, HP 7936XP and HP 7937XP Disc Drives Specifications (cont'd)

ACOUSTIC EMISSIONS	
Average Sound Pressure Level (\overline{L}_{pA}) (outside cabinet):	<55 dB(A)
Sound Power Level (L_{WA}) (outside cabinet):	<68 dB(A)
ELECTROMAGNETIC EMISSIONS	
Radiated and conducted interference:	
<ul style="list-style-type: none">• HP 7936A/7937A -- For U.S.A., designed to meet FCC docket 20780 for Class B computing peripheral devices. These products comply with the limits for a Class B computing device pursuant to Subpart J of part 15 of the FCC Rules. See instructions if interference to radio reception is suspected.• HP 7936A/7937A -- for Europe, designed to meet EMI level FTZ 1046/84 and provides a Manufacturer's Declaration. Refer to your local sales representative for more information.	
Magnetic operating:	<5 gauss on all surfaces
Magnetic nonoperating:	<2 milligauss at 2m (7 ft) on all surfaces
SAFETY	
<ul style="list-style-type: none">• CSA certified to CSA 22.2 No. 154.• Meets all applicable safety standards of IEC 380 and IEC 435.• UL listed to UL 114 and UL 478.	
<p style="text-align: center;"><i>Hewlett-Packard, in a continuing effort to offer excellent products at a fair value, reserves the right to change specifications, designs, and models without notice.</i></p>	

Table A-11. HP 7936H, HP 7937H, HP 7936XP and HP 7937XP Disc Drives Specifications (cont'd)

ENVIRONMENTAL REQUIREMENTS

NOTE

The following information stipulates the environmental parameters required for this device/subsystem to meet its operating specifications and characteristics. These requirements apply when this product/subsystem is not installed and operated with a Hewlett-Packard (HP) system. When installed and operated with HP systems, the more stringent environmental and performance specifications listed for any single HP device within the HP system are applicable and supersede these specifications.

POWER REQUIREMENTS

Voltages (true RMS): 115V setting;	100V, 120V, single phase (inclusive tolerance range is 90V to 132V)
230V setting;	200V, 208V, 220V, 240V single phase (inclusive tolerance range is 180V to 264V)
Frequency:	48 to 52 Hz; 58 to 62 Hz
Maximum Power: 115V setting;	350 Watts (120V, 60Hz)
230V setting;	350 Watts (240V, 60Hz)
Typical Power: 115V setting;	320 Watts (120V, 60Hz)
230V setting;	320 Watts (240V, 60Hz)
Maximum Current (occurs during spin-up): 115V setting;	594 V-A (90V, 60 Hz)
230V setting;	1206 V-A (180V, 60 Hz)
Typical Current: 115V setting;	3.2A (RMS at 120V, 60 Hz)
230V setting;	1.4A (RMS at 180V, 60 Hz)
Distortion:	<5% peak and flat harmonic distortion
Line Surge and Sag:	80% and 120% typical line voltage for 30 sec. 70% and 130% typical line voltage for 0.5 sec.

Hewlett-Packard, in a continuing effort to offer excellent products at a fair value, reserves the right to change specifications, designs, and models without notice.

Table A-11. HP 7936H, HP 7937H, HP 7936XP and HP 7937XP Disc Drives Specifications (cont'd)

TEMPERATURE	
Recommended operating range:	20°C to 25.5°C (68°F to 78°F)
Operating:	0°C to +55°C (32°F to 131°F)
Nonoperating:	-40°C to +70°C (-40°F to +158°F)
Maximum rate of change:	Not to exceed 20°C (36°F) per hour
HUMIDITY	
Operating:	5% to 95% relative humidity, noncondensing, and wet bulb temperature not to exceed 25.6°C (78°F). For example, this is equivalent to maximum of 95% relative humidity at 26°C (78.8°F), a maximum of 50% relative humidity at 34°C (93.2°F), or a maximum of 5% relative humidity at 55°C (131mdF).
Nonoperating:	5% to 95% relative humidity, noncondensing.
NOTE: Allow a minimum of four (4) hours for temperature/humidity stabilization before operating the product when moving it from one climate extreme to another.	
VIBRATION	
Operating (See Figure 2-3)	Random vibration with power spectral density (PSD) of 0.0001 g ² /Hz from 5 to 350 Hz; -6 dB/octave from 350 to 500 Hz in any direction.
Nonoperating (See Figure 2-4)	Random vibration with power spectral density (PSD) of 0.015 g ² /Hz from 5 to 100 Hz; -6 dB/octave from 100 to 137 Hz; then 0.008g ² /Hz from 137 to 350 Hz; -6 dB/ octave from 350 to 500 Hz; sine vibration acceleration level of 0.56, 5 to 500 Hz.
SHOCK	
Recommend operating range:	<0.67 g
Operating:	2 g Maximum, 11 ms, half-sine. This product will operate with no operator intervention through a one (1) inch tilt drop about any of its base edges on a hard surface.
Nonoperating:	This product will survive a four (4) inch drop about any of its base edges on a hard surface.
<i>Hewlett-Packard, in a continuing effort to offer excellent products at a fair value, reserves the right to change specifications, designs, and models without notice.</i>	

Table A-11. HP 7936H, HP 7937H, HP 7936XP and HP 7937XP Disc Drives Specifications (cont'd)

ALTITUDE	
Operating:	maximum 4 600m (15,000ft)
Nonoperating:	maximum 15 000m (49,200 ft)
ELECTROMAGNETIC SUSCEPTIBILITY OPERATING RANGE	
Radiated:	14 kHz to 1 GHz, up to 3 V/m
Recommended limit:	<0.5 V/m
Conducted:	30 Hz to 50 kHz, <3 Vrms
Recommended limit:	50 kHz to 400 MHz, <1V peak-to-peak
Recommended limit:	<0.5 Vrms
Electrostatic Discharge:	<15.0 kV
Recommended limit:	<5 kV
Magnetic Field:	<5 gauss, 47.5 to 198 Hz
Power line transients (per IEEE Standard P587.1/F)	
Oscillatory wave (100 kHz ringing wave):	<1.5 kV (open circuit voltage) and <50 A
Recommended limit:	<500V
Unidirectional wave (one 20 us wide pulse):	<1.0 kV (open circuit voltage) and <100 A
Recommended limit:	<500V
TILT	
The device shall meet all performance specifications within +/- 10 degrees from an upright position.	
<i>Hewlett-Packard, in a continuing effort to offer excellent products at a fair value, reserves the right to change specifications, designs, and models without notice.</i>	

Table A-12. HP 91514A Cabinet with HP 7936/7937 Disc Drives

PHYSICAL CHARACTERISTICS

DIMENSIONS

Height:	160.0 cm (63.0 in.)
Width:	90.0 cm (35.4 in.)
Depth:	82.5 cm (32.5 in.)

WEIGHT

Net (total):	
Cabinet:	180.0 kg (397 lb)
PDU:	36.1 kg (79.6 lb)
Disc Drives (8):	455 kg (1003 lb)
Total:	671.1 kg (1480 lb)
Shipping (total):	
Cabinet and PDU:	262 kg (578 lb)

OPERATING CHARACTERISTICS

HEAT DISSIPATION

Standard:	2600 Watts (8874 Btu/hr) maximum
-----------	----------------------------------

ACOUSTIC EMISSIONS

Average Sound Pressure Level (\overline{L}_{pA}):	<70 dB(A)
---	-----------

ELECTROMAGNETIC EMISSIONS

Radiated and conducted interference:

- HP HP 91514A -- For U.S.A., designed to meet FCC docket 20780 for Class B computing peripheral devices. These products comply with the limits for a Class B computing device pursuant to Subpart J of part 15 of the FCC Rules. See instructions if interference to radio reception is suspected.
- HP 91514A -- for Europe, designed to meet EMI level FTZ 1046/84 and provides a Manufacturer's Declaration. Refer to your local sales representative for more information.

SAFETY

- CSA certified to CSA 22.2 No. 220.
- Meets all applicable safety standards of IEC 380 and IEC 435.
- UL listed to UL 114 and UL 478.

Hewlett-Packard, in a continuing effort to offer excellent products at a fair value, reserves the right to change specifications, designs, and models without notice.

POWER CHARACTERISTICS

Voltage (nominal):	200/208V, 220V/230V, 240V, +/- 10%
Frequency:	50, 60 Hz +/- 2 Hz

ENVIRONMENTAL REQUIREMENTS**NOTE**

The following information stipulates the environmental parameters required for this device/subsystem to meet its operating specifications and characteristics. These requirements apply when this product/subsystem is not installed and operated with a Hewlett-Packard (HP) system. When installed and operated with HP systems, the more stringent environmental and performance specifications listed for any single HP device within the HP system are applicable and supersede these specifications.

TEMPERATURE

Recommended operating range:	20°C to 25.5°C (68°F to 78°F)
Operating:	5°C to +40°C (41°F to 104°F)
Nonoperating:	-40°C to +70°C (-40°F to +158°F)
Maximum rate of change:	Not to exceed 20°C (36°F) per hour.

HUMIDITY

Operating:	5% to 95% relative humidity, noncondensing, and wet bulb temperature not to exceed 25.6°C (78°F).
Nonoperating:	5% to 95% relative humidity, noncondensing.

NOTE: Allow a minimum of four (4) hours for temperature/humidity stabilization before operating the product when moving it from one climate extreme to another.

VIBRATION (Vertical Axis Only)

Operating (See Figure 2-3)	Random vibration with power spectral density (PSD) of 0.0001 g ² /Hz from 5 to 350 Hz; -6 dB/octave from 350 to 500 Hz (~0.21 g RMS), 30 minute duration.
Nonoperating (See Figure 2-4)	Random vibration with power spectral density (PSD) of 0.015 g ² /Hz from 5 to 100 Hz; -6 dB/octave from 100 to 150 Hz; then constant 150 to 350 Hz; -6 dB/ octave from 350 to 500 Hz (~1.76 g RMS), 10 minute duration.

Hewlett-Packard, in a continuing effort to offer excellent products at a fair value, reserves the right to change specifications, designs, and models without notice.

Table A-12. HP 91514A Cabinet with HP 7936/7937 Disc Drives (cont.)

SHOCK	
Recommended operating range:	<0.67 g
Operating:	The unit is designed to operate without operator intervention through a one-quarter inch tilt drop about any of its base edges.
Nonoperating:	This product is designed to survive a one (1) inch tilt drop about any of its base edges.
<hr/>	
ALTITUDE	
Operating:	maximum 4 600m (15,000ft)
Nonoperating:	maximum 15 000m (49,200 ft)
<hr/>	
ELECTROMAGNETIC SUSCEPTIBILITY OPERATING RANGE	
Radiated:	14 kHz to 1 GHz, up to 3 V/m
Recommended limit:	<0.5 V/m
Conducted:	30 Hz to 50 kHz, <3 Vrms
Recommended limit:	50 kHz to 400 MHz, <1V peak-to-peak <0.5 Vrms
Electrostatic Discharge:	No performance degradation or data loss to 15 kV No component damage to 25 kV
Recommended limit:	<7.5 kV
Power line transients (per IEEE Standard P587.1/F)	
Oscillatory wave (100 kHz ringing wave):	<1.5 kV (open circuit voltage) and <50 A
Recommended limit:	<500V
Unidirectional wave (one 20 us wide pulse):	<1.0 kV (open circuit voltage) and <100 A
Recommended limit:	<500V
<hr/>	
VENTILATION	
The rear of the cabinet must be a minimum of two (2) feet from any solid surface to provide proper ventilation. There are no other special air conditioning requirements other than what may be required to maintain the specified temperature.	
<hr/>	
FLOOR LOADING	
The fully loaded cabinet asserts a maximum floor load of 200 lbs per square foot and a maximum point load of 500 lbs. The location of the loaded cabinet should be verified against these numbers to ensure a safe installation.	
<hr/>	
POWER CORDS	
Figure A-3 shows the cabinet power cord and the connector requirements.	
 <i>Hewlett-Packard, in a continuing effort to offer excellent products at a fair value, reserves the right to change specifications, designs, and models without notice.</i>	

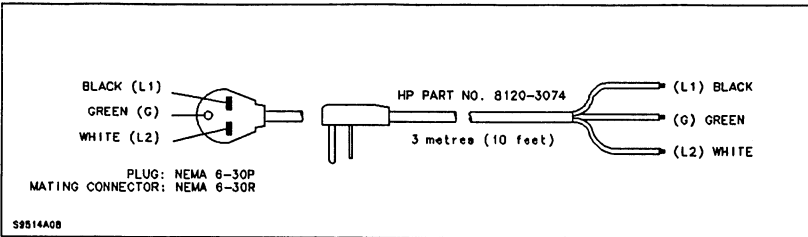


Figure A-3. PDU Power Cord

WALL CIRCUIT BREAKER REQUIREMENTS

When choosing wall circuit breaker for this installation refer to figure A-4. Trip characteristics for the wall circuit breaker and/or power conditioner must meet or exceed the supplied circuit breaker curve shown in figure A-4.

TRANSPORTATION SPECIFICATIONS

WARNING

Following installation of the drives, the cabinet may be moved short distances on its casters for proper positioning. However, do not move a loaded cabinet long distances over rough surfaces or down an incline.

The transportation specifications assume that the cabinet and PDU are packaged and mounted on a pallet.

IMPACT

The package will survive a vertical drop from 30 cm (12 inches) on the flat base.

The package will survive four rotational edge drops from 30 cm (12 inches) or up to maximum height before tipover, whichever is less.

SWEPT SINE VERTICAL VIBRATION

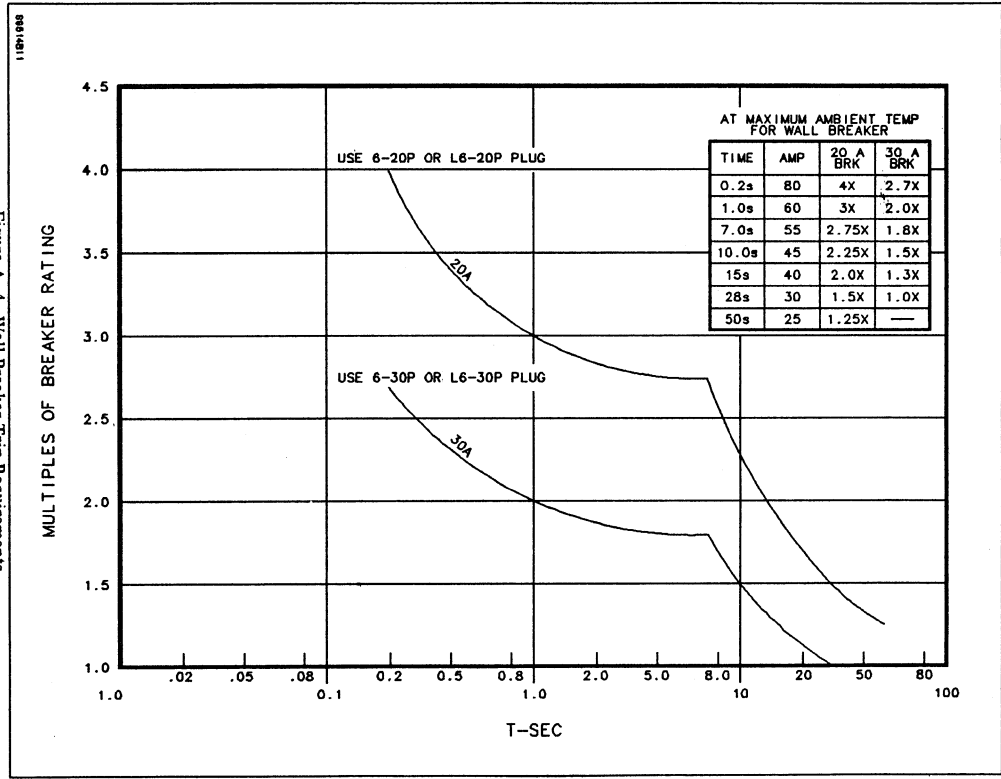
0.5 G (0 to peak) from 5 to 200 to 5 Hz resonant search; 1 octave per minute sweep rate; 5 minute resonant dwell at the package resonance.

RANDOM VERTICAL VIBRATION

Random vibration with power spectral density (PSD) of $0.015 \text{ g}^2/\text{Hz}$ from 5 to 100 Hz; -6 dB/octave from 100 to 200 Hz (~1.57 g RMS); 30 minute duration.

Hewlett-Packard, in a continuing effort to offer excellent products at a fair value, reserves the right to change specifications, designs, and models without notice.

Figure A-4. Wall Breaker Trip Requirements



APPENDIX B
HEWLETT-PACKARD
DISC/TAPE DRIVE
AVERAGE CURRENT USEAGE

Appendix B

Table B-1. Average Current Usage By Product Type

PRODUCT TYPE	100 VOLTS		120 VOLTS		208 VOLTS		220 VOLTS		240 VOLTS	
	50Hz	60Hz	50Hz	60Hz	50Hz	60Hz	50Hz	60Hz	50Hz	60Hz
7906	9.4A	8.7A	8.1A	7.5A	4.3A	4.3A	4.5A	4.2A	2.5A	3.9A
791X	4.8A	4.9A	4.3A	4.2A			2.3A	2.3A	2.0A	2.1A
7920	7.7A	8.6A	6.6A	7.5A	3.3A	3.2A	3.7A	4.3A	3.4A	4.0A
7925	8.4A	7.8A	7.2A	6.6A			3.9A	3.8A	3.6A	3.5A
793X			11.0A	11.2A	6.0A	6.3A	5.8A	6.0A	5.4A	5.6A
794X	115VOLTS .87A .87A						230VOLTS .48A .49A			

APPENDIX C
HEWLETT-PACKARD
DISC/TAPE DRIVE
REFERENCE INFORMATION

Table C-1. Reference Information*

	Temperature	Humidity	Tilt	Shock	Vibration	AC Power	EMI	ESD
HP 7906 Spec.	10-40 C	8-80%	+/- 20 deg.	N/S	N/S	+5 -10%	<0.5 V/m	<12.5 kV
Recomm.	20-25.5 C	N/S	N/S	<0.5g	Note 10	Note 8	<0.1 V/m	<500V
HP 7906D Spec.	10-40 C	8-80%	+/- 20 deg.	N/S	N/S	+5 -10%	<0.5 V/m	<12.5 kV
Recomm.	20-25.5 C	N/S	N/S	<0.5g	Note 10	Note 8	<0.1 V/m	<500V
HP 7920A Spec.	10-40 C	8-80%	N/S	N/S	N/S	+5 -10%	N/S	N/S
Recomm.	20-25.5 C	N/S	N/S	<0.5g	Note 10	Note 8	<0.1 V/m	<500V
HP 7920D Spec.	10-40 C	8-80%	N/S	N/S	N/S	+5 -10%	N/S	N/S
Recomm.	20-25.5 C	N/S	N/S	<0.5g	Note 10	Note 8	<0.1 V/m	<500V

*Notes-

1. Spec.-denotes specification
2. Recomm.-denotes recommended limit
3. N/S-denotes not specified
4. 10-40 C = 50-104 F

5. 20-25.5 C = 68-78 F
6. 10-40 C = 32-113 F
7. Humidity-noncondensing
8. AC Power-the daily average not

- to vary +/- 2% from the correct value
9. EMI-denotes radiated susceptibility
10. PSD of $4 \times 10^{-6} \text{ g}^2/\text{Hz}$ from
5 - 2500 Hz

Table C-1. Reference Information (cont'd)*

	Temperature	Humidity	Tilt	Shock	Vibration	AC Power	EMI	ESD
HP 7925A								
Spec.	10-40 C	8-80%	N/S	N/S	N/S	+5 -10%	N/S	N/S
Recomm.	20-25.5 C	N/S	N/S	<0.5g	Note 10	Note 8	<0.1 V/m	<500V
HP 7925D								
Spec.	10-40 C	8-80%	N/S	N/S	N/S	+5 -10%	N/S	N/S
Recomm.	20-25.5 C	N/S	N/S	<0.5g	Note 10	Note 8	<0.1 V/m	<500V
HP 7908								
Spec.	10-40 C	20-80%	<30 deg.	1g	<0.1g rms	N/S	<1 V/m	<12.5 kV
Recomm.	20-25.5 C	N/S	N/S	<0.67g	<0.05 rms	N/S	<0.2 V/m	<500V
HP 7910								
Spec.	0-45 C	8-80%	N/S	N/S	N/S	+5 -10%	N/S	N/S
Recomm.	20-25.5 C	N/S	N/S	<0.5g	N/S	N/S	<0.1 V/m	<500V

*Notes-

1. Spec.-denotes specification
2. Recomm.-denotes recommended limit
3. N/S-denotes not specified
4. 10-40 C = 50-104 F

5. 20-25.5 C = 68-78 F
6. 10-40 C = 32-113 F
7. Humidity-noncondensing
8. AC Power-the daily average not

9. EMI-denotes radiated susceptibility to vary +/- 2% from the correct value
10. PSD of 4×10^{-6} g(2)/Hz from 5 - 2500 Hz

APPENDIX D
DISC/TAPE DRIVE
POWER CORD OPTIONS

POWER CORD OPTIONS

APPENDIX

D

D-1. INTRODUCTION

Refer to the following figures and table for all power cord options.

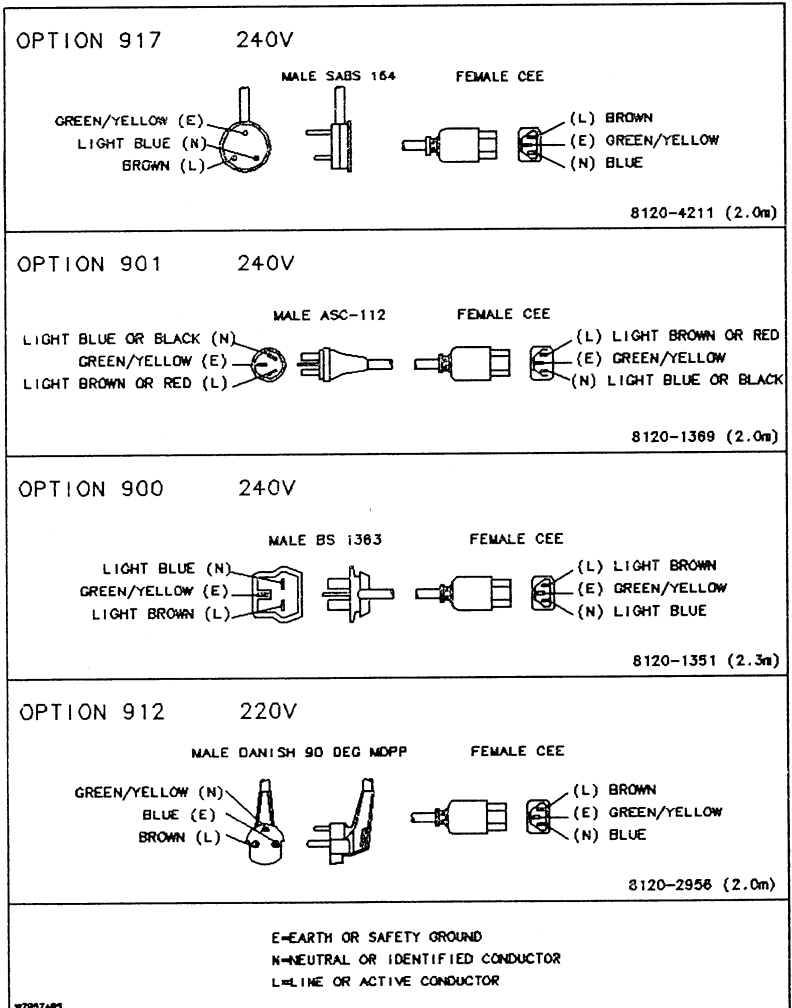


Figure D-1. Power Cord Options (cont'd)

Appendix D

Table 9-1. Power Cord Options By Country

CTRY. CODES	COUNTRY	HP OPT	MAINS	
			V	Hz
531	Afghanistan	902	220	50
481	Albania	902	220	50
721	Algeria	902	220	50
951	American Samoa	903	120	50
762	Angola	902	220	50
357	Argentina	901	220	50
602	Australia	901	240	50
433	Austria	902	220	50
467	Azores	902	220	50
236	Bahamas	903	120	60
525	Bahrain	900	240	50
538	Bangladesh	902	240	50
272	Barbados	900	240	50
423	Belgium	902	220	50
208	Belize (Br. Honduras)	903	120	60
761	Benin (Dahomey)	902	220	50
232	Bermuda	903	120	60
335	Bolivia	902	220	50
793	Botswana	900	240	50
351	Brazil	903	120	60
781	Br. Indian Ocean Terr.	900	240	50
561	Brunei	900	240	50
487	Bulgaria	902	220	50
546	Burma	902	240	50
767	Burundi	902	220	50
243	Caicos	903	120	60
742	Cameroon	902	220	50
122	Canada	903	120	60
733	Canary Islands	902	220	50
941	Canton	900	240	50
244	Cayman Island	903	120	60
754	Central African Republic	902	220	50
756	Chad	902	220	50
337	Chile	902	220	50
570	China (Mainland)	901	220	50
583	China (Taiwan)	903	120	60
301	Columbia	903	120	60
789	Comoros	902	220	50
763	Congo (Brazzaville)	902	220	50
223	Costa Rica	903	120	60
239	Cuba	903	120	60
491	Cyprus	900	240	50
435	Czechoslovakia	902	220	50
409	Denmark	912	220	50
777	Djibouti	902	220	50
247	Dominican Republic	903	120	60
331	Ecuador	903	120	60
729	Egypt	902	220	50
211	El Salvador	903	120	60
941	Enderbury Island	900	240	50
738	Equatorial Guinea	900	240	50

Table 9-1. Power Cord Options By Country (cont'd)

CTRY. CODES	COUNTRY	HP OPT	MAINS	
			V	Hz
447	Estonia	902	220	50
774	Ethiopia	902	220	50
372	Falkland Isl. (Is. Malvinas)	900	240	50
405	Finland	902	220	50
427	France	902	220	50
317	French Guiana	902	220	50
790	French Indian Ocean Areas	902	220	50
641	French Pacific Islands	902	220	50
283	French West Indies	903	120	50
755	Gabon	902	220	50
750	The Gambia	900	240	50
512	Gaza Strip	902	220	50
429	Germany, Demo. Rep. (E)	902	220	50
428	Germany, Fed. Rep. (W)	902	220	50
749	Ghana	900	240	50
472	Gibraltar	900	240	50
473	Gozo	902	220	50
484	Greece	902	220	50
101	Greenland	912	220	50
935	Guam	903	120	60
205	Guatemala	903	120	60
746	Guinea	900	240	50
312	Guyana	903	120	60
245	Haiti	903	120	60
215	Honduras	903	120	60
582	Hong Kong	900	220	50
437	Hungary	902	220	50
400	Iceland	902	220	50
533	India	902	240	50
560	Indonesia	902	220	50
507	Iran	902	220	50
505	Iraq	902	220	50
419	Ireland	900	240	50
508	Israel	903	220	50
475	Italy	902	220	50
748	Ivory Coast	902	220	50
241	Jamaica	903	120	50
588	Japan	903	100	50
511	Jordan	902	220	50
555	Kampuchea	903	120	50
779	Kenya	900	240	50
580	Korea, Republic of	903	100	60
513	Kuwait	902	240	50
553	Laos	903	220	50
449	Latvia	902	220	50
504	Lebanon	902	240	50
248	Leeward & Windward Isl.	903	120	50
799	Lesotho	900	240	50
765	Liberia	903	120	60
725	Libya	902	240	50
451	Lithuania	902	220	50

Appendix D

Table 9-1. Power Cord Options By Country (cont'd)

CTRY. CODES	COUNTRY	HP OPT	MAINS	
			V	Hz
423	Luxembourg	902	220	50
566	Macao	900	240	50
759	Madeira Islands	902	220	50
788	Malagasy Republic	902	220	50
797	Malawi	900	240	50
557	Malaysia	900	240	50
745	Mali	902	220	50
473	Malta	902	220	50
741	Mauritania	902	220	50
785	Mauritius	900	240	50
201	Mexico	903	120	60
931	Midway Islands	903	120	60
161	Miquelon	902	220	60
574	Mongolia	902	220	50
714	Morocco	902	220	50
787	Mozambique	902	220	50
792	Namibia	902	240	50
536	Nepal	902	240	50
277	Netherlands Antilles	902	220	50
421	Netherlands (Holland)	902	220	50
614	New Zealand	901	220	50
219	Nicaragua	903	220	50
751	Niger	902	240	50
753	Nigeria	900	240	50
579	North Korea	902	100	60
403	Norway	902	220	50
523	Oman	902	240	50
686	Other Pacific Isl.	903	120	60
535	Pakistan	902	240	50
225	Panama	903	120	60
604	Papua New Guinea	901	220	50
353	Paraguay	902	220	50
333	Peru	903	220	60
565	Phillippines	903	120	60
455	Poland	902	220	50
471	Portugal	902	220	50
903	Puerto Rico	903	120	60
518	Qatar	900	240	50
791	Republic of So. Africa	902	240	50
485	Romania	902	220	50
769	Rwanda	902	220	50
758	St. Helena	900	240	50
161	St. Pierre Islands	902	220	60
417	Saudi Arabia	902	220	50
744	Senegal	902	220	50
780	Seychelles	900	240	50
747	Sierra Leone	900	240	50
559	Singapore	900	240	50
770	Somalia	902	220	50
568	Southern Asia	900	240	50
622	Southern Pacific Isl.	900	240	50

Table 9-1. Power Cord Options By Country (cont'd)

CTRY. CODES	COUNTRY	HP OPT	MAINS V	Hz
469	Spain	902	220	50
735	Spanish Africa	902	220	50
542	Sri Lanka (Ceylon)	902	240	50
732	Sudan	900	240	50
315	Suriname	903	120	60
795	Swaziland	900	240	50
401	Sweden	902	220	50
441	Switzerland	906	220	50
502	Syria	902	220	50
783	Tanzania	900	240	50
549	Thailand	903	220	50
274	Tobago	903	120	60
752	Togo	902	220	50
274	Trinidad	903	120	60
684	Trust Terr. of Pacific Isl.	903	120	60
723	Tunisia	902	220	50
489	Turkey	902	220	50
243	Turks Isl.	903	120	60
778	Uganda	900	240	50
520	United Arab Emirates	900	240	50
412	United Kingdom	900	240	50
760	Upper Volta	902	220	50
355	Uruguay	901	220	50
000	U.S.A.	903	120	60
461	USSR	902	220	50
307	Venezuela	903	120	60
552	Vietnam	903	120	50
911	Virgin Islands	903	120	60
933	Wake Island	903	120	60
764	Western Africa	902	220	50
737	Western Sahara	902	220	50
615	Western Samoa	901	240	50
522	Yemen (Aden)	900	240	50
521	Yemen (Sana)	900	240	50
479	Yugoslavia	902	220	50
766	Zaire	902	220	50
794	Zambia	900	240	50
796	Zimbabwe	900	240	50

SALES & SUPPORT OFFICES

Arranged alphabetically by country



Product Line Sales/Support Key

- Key Product Line**
A Analytical
CM Components
C Computer Systems
E Electronic Instruments & Measurement Systems
M Medical Products
P Personal Computation Products
 * Sales only for specific product line
 ** Support only for specific product line

IMPORTANT: These symbols designate general product line capability. They do not insure sales or support availability for all products within a line, at all locations. Contact your local sales office for information regarding locations where HP support is available for specific products.

HEADQUARTERS OFFICES

If there is no sales office listed for your area, contact one of these headquarters offices.

NORTH/CENTRAL AFRICA

Hewlett-Packard S.A.
 7, rue du Bois-du-Lan
 CH-1217 MEYRIN 1, Switzerland
 Tel: (022) 83 12 12
 Telex: 27835 hmea
 Cable: HEWPACKSA Geneva

ASIA

Hewlett-Packard Asia Ltd.
 47/F, 26 Harbour Rd.,
 Wanchai, HONG KONG
 G.P.O. Box 863, Hong Kong
 Tel: 5-8330833
 Telex: 76793 HPA HX
 Cable: HPASIAL TD

CANADA

Hewlett-Packard (Canada) Ltd.
 6877 Goreway Drive
 MISSISSAUGA, Ontario L4V 1M8
 Tel: (416) 678-9430
 Telex: 099-8644

EASTERN EUROPE

Hewlett-Packard Ges.m.b.H.
 Liebiggasse 1
 P.O. Box 72

A-1222 VIENNA, Austria
 Tel: (222) 2500-0
 Telex: 13 4425 HEPA A

NORTHERN EUROPE

Hewlett-Packard S.A.
 V.D. Hooplaan 241
 P.O. Box 999
 NL-1185 AG AMSTELVEEN
 The Netherlands
 Tel: 20 547989
 Telex: 18 919 hpnr

SOUTH EAST EUROPE

Hewlett-Packard S.A.
 World Trade Center
 110 Avenue Louis Casali
 1215 Cointrin, GENEVA, Switzerland
 Tel: (022) 98 96 51
 Telex: 27225 hpser

MEDITERRANEAN AND MIDDLE EAST

Hewlett-Packard S.A.
 Mediterranean and Middle East
 Operations
 Afrina Centre
 32 Kilissias Ave.
 Paradissos-Amarousion, ATHENS
 Greece
 Tel: 682 88 11
 Telex: 21-6588 HPAT GR
 Cable: HEWPACKSA Athens

UNITED KINGDOM

Hewlett-Packard Ltd.
 Nine Mile Ride
 Easthampstead, WOKINGHAM
 Berkshire, RG11 3LL
 Tel: 0344 773 100
 Telex: 848805

EASTERN USA

Hewlett-Packard Co.
 4 Choke Cherry Road
 ROCKVILLE, MD 20850
 Tel: (301) 948-6370

MIDWESTERN USA

Hewlett-Packard Co.
 5201 Tollview Drive
 ROLLING MEADOWS, IL 60008
 Berkshire, IRG11 3LL

SOUTHERN USA

Hewlett-Packard Co.
 2000 South Park Place
 ATLANTA, GA 30339
 Tel: (404) 955-1500

WESTERN USA

Hewlett-Packard Co.
 5161 Lankershim Blvd.
 NORTH HOLLYWOOD, CA 91601
 Tel: (818) 505-5600

OTHER INTERNATIONAL AREAS

Hewlett-Packard Co.
 Intercontinental Headquarters
 3495 Deer Creek Road
 PALO ALTO, CA 94304
 Tel: (415) 857-1501
 Telex: 034-8300
 Cable: HEWPACK

ALGERIA

Bureau de Liaison
 Hewlett-Packard Alger
 Villa des Lions
 9, Hai Galloul
 DZ-BORDJ EL BAHRI
 Tel: 76 03 36
 Telex: 51260 diondz

ANGOLA

Telectra Angola LDA
 Empresa Técnica de Equipamentos
 Rua Barbosa Rodrigues, 41-1 DT.
 Caixa Postal 6487

LUANDA

Tel: 355 15,355 16
 Telex: 3134
 E.P

ARGENTINA

Hewlett-Packard Argentina S.A.
 Monteneas 2140/50
 1428 BUENOS AIRES
 Tel: 781-4059/69
 Cable: HEWPACKARG
 A.C.E.P
 Biotron S.A.C.I.M.e.I.
 Av. Paso Colon 221, Piso 9
 1399 BUENOS AIRES
 Tel: 541-333-490,
 541-322-587
 Telex: 17595 BIONAR
 M

LABORATORIO RODRIGUEZ

Corswart S.R.L.
 Misiones, 1156 - 1876
 Bernal, Oeste
 BUENOS AIRES
 Tel: 252-3958, 252-4991
 A

ARGENTINA

Argentina Esanco S.R.L.
 A.JASCO 2328
 1416 BUENOS AIRES
 Tel: 541-58-1981, 541-59-2767
 Telex: c/o 9400 HPARGENTINA
 A

AUSTRALIA

Adelaide, South Australia Office

Hewlett-Packard Australia Ltd.
 153 Greenhill Road
 PARKSIDE, S.A. 5063
 Tel: 272-5911
 Telex: 82536
 Cable: HEWPARD Adelaide
 A', C.C.M.E.M.P

Brisbane, Queensland Office

Hewlett-Packard Australia Ltd.
 10 Payne Road
 THE GAP, Queensland 4061
 Tel: 30-4133
 Telex: 42133
 Cable: HEWPARD Brisbane
 A,C,C.M.E.M.P

Canberra, Australia

Capital Territory Office

Hewlett-Packard Australia Ltd.
 Thynne Street, Fern Hill Park
 BRUCE, A.C.T. 2617
 P.O. Box 257,
 JAMISON, A.C.T. 2614
 Tel: 51 6999
 Telex: 62650
 Cable: HEWPARD Canberra
 C.C.M.E.P

Melbourne, Victoria Office

Hewlett-Packard Australia Ltd.
 31-41 Joseph Street
 P.O. Box 221
 BLACKBURN, Victoria 3130
 Tel: 895-2895
 Telex: 31-024
 Cable: HEWPARD Melbourne
 A,C,C.M.E.M.P

Perth, Western Australia Office

Hewlett-Packard Australia Ltd.
 261 Stirling Highway
 CLAREMONT, W.A. 6010
 Tel: 383-2168
 Telex: 93859
 Cable: HEWPARD Perth
 C.C.M.E.P

Sydney, New South Wales Office

Hewlett-Packard Australia Ltd.
 17-23 Talavera Road
 P.O. Box 308
 NORTH RYDE, N.S.W. 2113
 Tel: 888-4444
 Telex: 21561
 Cable: HEWPARD Sydney
 A,C,C.M.E.M.P

AUSTRIA

Hewlett-Packard Ges.m.b.H.

Verkaufsbuero Graz
 Grottenhofstrasse 94
 A-8052 GRAZ
 Tel: (0316) 28-30-66
 Telex: 312375
 C,E

Hewlett-Packard Ges.m.b.H.

Liebigasse 1
 P.O. Box 72
 A-1222 VIENNA
 Tel: (0222) 2500-0
 Telex: 134425 HEPA A
 A,C,C.M.E.M.P

BAHRAIN

Green Salon
 P.O. Box 557
 MANAMA
 Tel: 255503-250950
 Telex: 84419
 P

Wael Pharmacy

P.O. Box 648
 MANAMA
 Tel: 256123
 Telex: 8550 WAEI BN
 E,M



SALES & SUPPORT OFFICES

Arranged alphabetically by country

BAHRAIN (Cont'd)

Zayani Computer Systems
218 Shaik Mubarak Building
Government Avenue
P.O. Box 5918

MANAMA

Tel: 276278
Telex: 9015 plans bn
P

BELGIUM

Hewlett-Packard Belgium S.A./N.V.
Blvd de la Woluwe, 100
Woluwedal
B-1200 BRUSSELS
Tel: (02) 762-32-00
Telex: 23-494 palobren bru
A.C.C.M.E.M.P

BERMUDA

Applied Computer Technologies
Atlantic House Building
Par-La-Ville Road

HAMILTON 5

Tel: 295-1816
Telex: 380 3589/ACT BA
P

BOLIVIA

Arrellano Ltda
Av. 20 de Octubre #2125
Casilla 1393
LA PAZ

Tel: 368541
M

BRAZIL

Hewlett-Packard do Brasil
i.e.C. Ltda.

Atalameda Rio Negro, 750

ALPHAVILLE

05400 Banerri SP
Tel: (011) 421.1311
Telex: (011) 33872 HPBR-BR
Cable: HEWPACK Sao Paulo
A.C.C.M.E.M.P

Hewlett-Packard do Brasil
i.e.C. Ltda.

Praia de Botafogo 228

6° Andar - conj 614

Edificio Argentina - Ala A

22250 RIO DE JANEIRO, RJ

Tel: (021) 572-6537

Telex: 21905 HPBR-BR

Cable: HEWPACK Rio de Janeiro

A.C.C.M.E.P.

Concor/Van Den

Rua Jose Bonifacio

458 Todos Os Santos

CEP 20771

RIO DE JANEIRO, RJ

Tel: 591-0197

Telex: 33487 EGLB BR

A

ANAMED I.C.E.I. Ltda.

Rua Bage, 103

04012 SAO PAULO, SP

Tel: (011) 572-6537

Telex: 24720 HPBR-BR

M

Datatronix Electronica Ltda.

Av. Pacaembu 746-C11

SAO PAULO, SP

Tel: (116) 260111

CM

BRUNEI

Komputer Wisman Sdn Bhd
Room 1
3rd Floor, Tumasek Plaza
Jalan Tutong

BANDAR SERI BEGAWAN

Tel: 23918,25603
C.E.P

CAMEROON

Beriac

B. P. 23

DOUALA

Tel: 420153

Telex: 5351

C.P

CANADA

Alberta

Hewlett-Packard (Canada) Ltd.
3030 3rd Avenue N.E.

CALGARY, Alberta T2A 6T7

Tel: (403) 235-3100

A.C.C.M.E.M.P.

Hewlett-Packard (Canada) Ltd.

1120-178th Street

EDMONTON, Alberta T5S 1P2

Tel: (403) 486-6666

A.C.C.M.E.M.P

British Columbia

Hewlett-Packard (Canada) Ltd.

10691 Shellbridge Way

RICHMOND,

British Columbia V6X 2W8

Tel: (604) 270-2277

Telex: 610-922-5059

A.C.C.M.E.M.P.

Hewlett-Packard (Canada) Ltd.

121 - 3350 Douglas Street

VICTORIA, British Columbia V6Z 3L1

Tel: (604) 381-6616

C

Manitoba

Hewlett-Packard (Canada) Ltd.

1825 Inkster Blvd.

WINNIPEG, Manitoba R2X 1R3

Tel: (204) 694-2777

A.C.C.M.E.M.P.

New Brunswick

Hewlett-Packard (Canada) Ltd.

814 Main Street

MONCTON, New Brunswick E1C 1E6

Tel: (506) 855-2841

C

Nova Scotia

Hewlett-Packard (Canada) Ltd.

Suite 111

900 Windmill Road

DARTMOUTH, Nova Scotia B3B 1P7

Tel: (902) 469-7820

C.C.M.E.M.P.

Ontario

Hewlett-Packard (Canada) Ltd.

3325 N. Service Rd., Unit W03

BURLINGTON, Ontario L7N 3G2

Tel: (416) 335-8644

C.M.*

Hewlett-Packard (Canada) Ltd.

496 Days Road

KINGSTON, Ontario K7M 5R4

Tel: (613) 384-2088

C

Hewlett-Packard (Canada) Ltd.

552 Newbold Street

LONDON, Ontario N6E 2S5

Tel: (519) 686-9181

A.C.C.M.E.M.P.

Hewlett-Packard (Canada) Ltd.

6877 Goreway Drive

MISSISSAUGA, Ontario L4V 1M8

Tel: (416) 678-9430

Telex: 069-8644

A.C.C.M.E.M.P

Hewlett-Packard (Canada) Ltd.

2670 Queensview Dr.

OTTAWA, Ontario K2B 8K1

Tel: (613) 820-6453

A.C.C.M.E.M.P.

Hewlett-Packard (Canada) Ltd.

The Oaks Plaza, Unit #9

2140 Regent Street

SUDBURY, Ontario, P3E 5S8

Tel: (705) 522-0202

C

Hewlett-Packard (Canada) Ltd.

3730 Victoria Park Ave.

WILLOWDALE, Ontario M2H 3H7

Tel: (416) 499-2550

C.E

Quebec

Hewlett-Packard (Canada) Ltd.

17500 Trans Canada Highway

South Service Road

KIRKLAND, Quebec H9J 2X8

Tel: (514) 697-4232

Telex: 058-21521

A.C.C.M.E.M.P.

Hewlett-Packard (Canada) Ltd.

1150 rue Claire Fontaine

QUEBEC CITY, Quebec G1R 5G4

Tel: (418) 648-0726

C

Hewlett-Packard (Canada) Ltd.

130 Robin Crescent

SASKATOON, Saskatchewan S7L 6M7

Tel: (306) 242-3702

C

CHILE

ASC Ltda.

Apartado 2041

SANTIAGO

Tel: 223-5946, 223-6148

Telex: 340192 ASC CK

C.P.

Jorge Calcagni y Cia.

Av. Italia 634 Santiago

Casilla 16475

SANTIAGO 9

Tel: 222-0222

Telex: 440283 JCYCL CZ

C.M.E.M

Metrolab S.A.

Monjitas 454 of. 206

SANTIAGO

Tel: 395752, 398296

Telex: 340866 METLAB CK

A

Olympia (Chile) Ltda.

Av. Rodrigo de Araya 1045

Casilla 256-V

SANTIAGO 21

Tel: 225-5044

Telex: 340892 OLYMP

Cable: Olymplachile Santiaguochile

C.P

CHINA, People's

Republic of

China Hewlett-Packard Co., Ltd.

47/F China Resources Bldg.

26 Harbour Road

HONG KONG

Tel: 5-8330833

Telex: 76793 HPA HX

Cable: HP ASIA LTD

A*,M*

China Hewlett-Packard Co., Ltd.

P.O. Box 9610, Beijing

4th Floor, 2nd Watch Factory Main

Bldg.

Shuang Yu Shou, Bei San Huan Road

Hai Dian District

BEIJING

Tel: 28-0567

Telex: 22601 CTSHP CN

Cable: 1920 Beijing

A.C.C.M.E.M.P

China Hewlett-Packard Co., Ltd.

CHP Shanghai Branch

23/F Shanghai Union Building

100 Yan An dong Lu

SHANGHAI

Tel: 265550

Telex: 33571 CHPSB CN

Cable: 3416 Shanghai

A.C.C.M.E.M.P

COLOMBIA

Instrumentación

H. A. Langebaek & Kler S.A.

Carrera 4A No. 52A-26

Apartado Aereo 6287

BOGOTÁ 1, D.E.

Tel: 212-1466

Telex: 44400 INST CO

Cable: AARIS Bogota

C.M.E.M

Nefromedicas Ltda.

Calle 123 No. 9B-31

Apartado Aereo 100-958

BOGOTÁ D.E., 10

Tel: 213-5267, 213-1615

Telex: 45415 HEGAS CO

A

Compumundo

Avenida 15 # 107-80

BOGOTÁ D.E.

Tel: 214-4458

Telex: 45466 SUMA CO

P

Carvajal S.A.

Calle 23 Norte No. 6A-40

Apartado Aereo 46

CAJÍ

Tel: 368-1111

Telex: 55650

C.E.P

**CONGO**

Seric-Congo
B, P. 2105

BRAZZAVILLE

Tel: 815034
Telex: 5282

COSTA RICA

Clintifica Costarricense S.A.
Avenida 2, Calle 5
San Pedro de Montes de Oca
Apartado 10159

SAN JOSÉ

Tel: 24-38-20, 24-08-19
Telex: 2367 GALGUR CR
C.M.E.M

O. Fischer R. Y. Cia. S.A.
Apartados 434-10174

SAN JOSE

Tel: 23-72-44
Telex: 2379
Cable: OFIR
A

CYPRUS

Telerex Ltd.
P.O. Box 1152
7 A Afroditis Avenue

NICOSIA

Tel: 45 628, 62 688
Telex: 2894 LEVIDO CY
E.M.P

DENMARK

Hewlett-Packard A/S
Kongevejen 25
DK-3460 BIRKERÖD

Tel: (02) 81-66-40
Telex: 37409 hpas dk
A.C.C.M.E.M.P

Hewlett-Packard A/S

Rølgighedsvej 32
DK-8240 RISSKOV, Aarhus
Tel: (06) 17-60-00
Telex: 37409 hpas dk
C,E

DOMINICAN REPUBLIC

Microprog S.A.
Juan Tomás Mejía y Cotes No. 60
Arroyo Hondo

SANTO DOMINGO

Tel: 565-6268
Telex: 4510 AARENTA DR (RCA)
P

ECUADOR

CYEDE Cia. Ltda.
Avenida Eloy Alfaro 1749
y Bélgica
Casilla 8423 CCI

QUITO

Tel: 245-0975, 243-052
Telex: 22548 CYEDE ED
E,P

Medtronics

Valladolid 524 Madrid
P.O. 9171, QUITO
Tel: 2-238-951
Telex: 2298 ECUAME D
A

Hospitalar S.A.

Robles 625

Casilla 3580

QUITO

Tel: 545-250, 545-122
Telex: 2485 HOSPTL ED
Cable: HOSPITALAR-Quito
M

Ecuador Overseas Agencies C.A.
Calle 9 de Octubre #818
P.O. Box 1296, Guayaquil

QUITO

Tel: 306022
Telex: 3361 PBCGYE ED
M

EGYPT

Sakro Enterprises
P.O. Box 259

ALEXANDRIA

Tel: 802908, 808020, 805302
Telex: 54333
C

International Engineering Associates
24 Hussein Hegazi Street
Kasr-el-Aini

CAIRO

Tel: 23829, 21641
Telex: 93830 IEA UN
Cable: INTEGASSO
E

Sakro Enterprises
70 Mossadak Street
Dokki, Giza

CAIRO

Tel: 706 440, 701 087
Telex: 9337
C

S.S.C. Medical
40 Gezzerat El Arab Street
Mohandessin

CAIRO

Tel: 603844, 805998, 810263
Telex: 20503 SSC UN
M*

EL SALVADOR

IPESA de El Salvador S.A.
29 Avenida Norte 1223

SAN SALVADOR

Tel: 26-6858, 26-8868
Telex: 301 20539 IPESA SAL
A.C.C.M.E.P

ETHIOPIA

Seric-Ethiopia
P.O. Box 2764
ADDIS ABABA
Tel: 185114
Telex: 21150
C,P

FINLAND

Hewlett-Packard Oy
Piispankalliontie 17
02200 ESPOO

Tel: 00358-0-88721

Telex: 121563 HEWPA SF
C,C.M.P

FRANCE

Hewlett-Packard France
Z.I. Marcure B

Rue Berthelot

13763 Les Milles Cedex

AIX-EN-PROVENCE

Tel: (42) 59-41-02

Telex: 410770F

A.C.E.M

Hewlett-Packard France

64, Rue Marchand Saillant

61000 ALENCON

Tel: (33) 29 04 42

C**

Hewlett-Packard France

Batiment Levitan

2565, route de Grasse

Bretelle Autoroute

06800 ANTIBES

Tel: (93) 74-59-19

C

Hewlett-Packard France

28 Rue de la République

Boite Postale 503

25026 BESANCON

Tel: (81) 83-16-22

Telex: 361157

C,E*

Hewlett-Packard France

13 Place Napoléon III

29000 BREST

Tel: (98) 41-87-90

E

Hewlett-Packard France

Chemin des Mouilles

Boite Postale 162

69131 ECULLY Cedex (Lyon)

Tel: (78) 133-81-25

Telex: 310617F

A.C.E.M.P,*

Hewlett-Packard France

Parc d'activités du Bois Briard

Avenue du Lac

91040 EVRY Cedex

Tel: (69) 77-63-83

Telex: 692315F

C

Hewlett-Packard France

5, avenue Raymond Chanas

38320 EYBENS (Grenoble)

Tel: (76) 62-57-98

Telex: 980124 HP GRENOB EYBE

C

Hewlett-Packard France

Rue Fernand. Forest

Z.A. Kergaradec

29239 GOUESNOU

Tel: (89) 41-87-90

Telex: 890124 HP GRENOB EYBE

Hewlett-Packard France

Parc Club des Tanneries

Batiment B4

4, Rue de la Faisanderie

67380 LINCOLSHEIM

(Strasbourg)

Tel: (88) 76-15-00

Telex: 890141F

C,E*,M*,P*

Hewlett-Packard France

Centre d'affaires Paris-Nord

Bâtiment Ampère

Rue de la Commune de Paris

Boite Postale 300

93153 LE BLANC-MESNIL

Tel: (1) 865-44-52

Telex: 211032F

C,E,M

Hewlett-Packard France

Parc d'activités Cadéra

Quartier Jean-Mermoz

Avenue du Président JF Kennedy

33700 MERIGNAC (Bordeaux)

Tel: (56) 34-00-84

Telex: 550105F

C,E,M

Hewlett-Packard France

3, Rue Graham Bell

BP 5149

57074 METZ Cedex

Tel: (87) 36-13-31

Telex: 860602F

C,E

Hewlett-Packard France

Miniparc-ZIRST

Chemin du Vieux Chêne

38240 MEYLAN (Grenoble)

Tel: (76) 90-38-40

C

Hewlett-Packard France

Bat A l'Erable

Bureau vert du Bois Briard

44085 NANTES Cedex

Tel: (40) 50-32-22

Telex: 711085F

A.C.E.C.M*,P

Hewlett-Packard France

125, Rue du Faubourg Bannier

45000 ORLÉANS

Tel: (38) 62-20-31

E,P*

Hewlett-Packard France

Zone Industrielle de Courtabouef

Avenue des Tropiques

91947 LES ULIS Cedex (Orsay)

Tel: (69) 07-78-25

Telex: 600048F

A.C.C.M.E.M.P,**

Hewlett-Packard France

15, Avenue de L'Amiral-Bruix

75782 PARIS Cedex 16

Tel: (1) 45-02-75-00

Telex: 613663F

C,P*

Hewlett-Packard France

124, Boulevard Tourassac

64000 PAU

Tel: (59) 80-38-02

Telex: 550365F

C,E*

Hewlett-Packard France

6, Place Sainte Croix

86000 POITIERS

Tel: (49) 41-27-07

Telex: 792335F

C,E*



SALES & SUPPORT OFFICES

Arranged alphabetically by country

FRANCE (Cont'd)

Hewlett-Packard France
47, Rue de Châtivesse
51100 REIMS
Tel: (26) 88-69-79
C, P*

Hewlett-Packard France
Parc d'activités de la Poterie
Rue Louis Keraulot-Botmel
35000 RENNES
Tel: (99) 51-42-44
Telex: 740912F
A*, C.E.M.P.*

Hewlett-Packard France
99 Avenue de Bretagne
76100 ROUEN
Tel: (35) 63-57-66
Telex: 770035F
C.E

Hewlett-Packard France
4, Rue Thomas-Mann
Boite Postale 56
67033 STRASBOURG Cedex
Tel: (88) 28-56-46
Telex: 890141F
C.E.M.P.*

Hewlett-Packard France
Le Périgole
3, Chemin du Pigeonnier de la Cèpière
3108 TOULOUSE Cedex
Tel: (61) 40-11-12
Telex: 531639F
A.C.E.M.P.*

Hewlett-Packard France
Les Cardoulines
Batiment B2
Route des Dolines
Parc d'activité de Valbonne
Sophia Antipolis
06560 VALBONNE (Nice)
Tel: (93) 65-39-40
C

Hewlett-Packard France
9, Rue Baudin
26000 VALENCE
Tel: (75) 42-76-16
C**

Hewlett-Packard France
Carolor
ZAC de Bois Briand
57640 VIGY (Metz)
Tel: (8) 771 20 22
C

Hewlett-Packard France
Parc d'activité des Prés
1, Rue Pappi
59658 VILLENEUVE D'ASCQ Cedex
Tel: (20) 47 78 78
Telex: 160124F
C.E.M.P.

Hewlett-Packard France
Parc d'activités Paris-Nord 11
45, Rue des 3 Soeurs
93420 VILLEPENTE
Tel: (1) 48 63 80 80
Telex: 211032F
C.E.M.P.*

GABON

Sho Gabon
P.O. Box 69
LIBREVILLE
Tel: 721 484
Telex: 5230

GERMAN FEDERAL REPUBLIC

Hewlett-Packard GmbH
Vertriebszentrum Mitte
Hewlett-Packard-Strasse
D-6380 BAD HOMBURG
Tel: (06172) 400-0
Telex: 410 844 hpbhg
A.C.E.M.P.

Hewlett-Packard GmbH
Geschäftsstelle
Kehlsstrasse 2-4
D-1000 BERLIN 30
Tel: (030) 21 99 04-0
Telex: 018 3405 hpbld
A.C.E.M.P.

Hewlett-Packard GmbH
Vertriebszentrum Südwest
Schickardsstrasse 2
D-7030 BOBLINGEN
Tel: (07031) 645-0
Telex: 7265 743 hep
A.C.C.M.E.M.P.

Hewlett-Packard GmbH
Geschäftsstelle
Schleiefstr. 28a
D-4600 DORTMUND-41
Tel: (0231) 45001
Telex: 622858 hepdad
A.C.E.

Hewlett-Packard GmbH
Vertriebszentrum Nord
Kapstadtring 5
D-2000 HAMBURG 60
Tel: (040) 63804-1
Telex: 021 63 032 hphld
A.C.E.M.P.

Hewlett-Packard GmbH
Geschäftsstelle
Heidering 37-39
D-3000 HANNOVER 61
Tel: (0511) 5706-0
Telex: 092 3259
A.C.C.M.E.M.P.

Hewlett-Packard GmbH
Geschäftsstelle
Rosslauer Weg 2-4
D-6800 MANNHEIM
Tel: (0621) 70 05-0
Telex: 0462105
A.C.E.

Hewlett-Packard GmbH
Geschäftsstelle
Messerschmittstrasse 7
D-7910 NEU ULM
Tel: (0731) 70 73-0
Telex: 0712816 HP ULM-D
A.C.E.

Hewlett-Packard GmbH
Geschäftsstelle
Emmericher Strasse 13
D-8500 NÜRNBERG 10
Tel: (0911) 5205-0
Telex: 0623 860 hpnbg
C.C.M.E.M.P.

Hewlett-Packard GmbH
Vertriebszentrum West
Berliner Strasse 111
D-4030 RATINGEN 3
Tel: (02102) 494-0
Telex: 589 070 hprad
A.C.E.M.P.

Hewlett-Packard GmbH
Vertriebszentrum Süd
Eschenstrasse 5
D-8028 TAUFKIRCHEN
Tel: (089) 61 20 7-0
Telex: 0524985
A.C.C.M.E.M.P.
Hewlett-Packard GmbH
Geschäftsstelle
Ermisallee
7517 WALDRONN 2
Tel: (07243) 602-0
Telex: 782 838 hepik
A.C.E.

GREAT BRITAIN See United Kingdom

GREECE

Hewlett-Packard A.E.
178, Kifissias Avenue
6th Floor
Halandri-ATHENS
Greece
Tel: 6471543, 6471673, 6472971
Telex: 221 266 HP H LGR
A.C.C.M.P.* E.M.P.

Kostas Karayannis S.A.
8, Omirou Street
ATHENS 133
Tel: 32 30 303, 32 37 371
Telex: 215962 RKAR GR
A.C.* C.M.E

Impexin
Intellect Div.
209 Mesogion
11525 ATHENS
Tel: 6474481/2
Telex: 216286
P

Haril Company
38, Mihalakopoulou
ATHENS 612
Tel: 7236071
Telex: 218767
M*

Hellamco
P.O. Box 87528
18507 PIRAEUS
Tel: 4827049
Telex: 241441
A

GUATEMALA

IPESA
Avenida Reforma 3-48, Zona 9
GUATEMALA CITY
Tel: 316627, 317853, 66471/5
Telex: 3055765 IPESA GU
A.C.C.M.E.M.P.

HONG KONG

Hewlett-Packard Hong Kong, Ltd.
G.P.O. Box 795
5th Floor, Sun Hung Kai Centre
30 Harbour Road

HONG KONG
Tel: 5-8323211
Telex: 66678 HEWPA HX
Cable: HEWPACK HONG KONG
E.C.P.
CET Ltd.
10th Floor, Hua Asia Bldg.
64-66 Gloucester Road

HONG KONG
Tel: (5) 200922
Telex: 85148 CET HX
CM
Schmidt & Co. (Hong Kong) Ltd.
18th Floor, Great Eagle Centre
23 Harbour Road, Wanchai

HONG KONG
Tel: 5-830222
Telex: 74766 SCHMC HX
A.M

ICELAND

Hewlett-Packard Iceland
Hoefdabakka 9
110 REYKJAVIK
Tel: (1) 67 1000
A.C.C.M.E.M.P.

INDIA

Computer products are sold through
Blue Star Ltd. All computer repairs and
maintenance service is done through
Computer Maintenance Corp.

Blue Star Ltd.
B. D. Patel House
Near Sardar Patel Colony
AHMEDABAD 380 014
Tel: 403531, 403532
Telex: 0121-234
Cable: BLUE FROST
A.C.C.M.E.

Blue Star Ltd.
40/4 Lavelle Road
BANGALORE 560 001
Tel: 57881, 567780
Telex: 0845-430
Cable: BLUESTAR
A.C.* C.M.E.

Blue Star Ltd.
Band Box House
Prabhadevi

BOMBAY 400 025
Tel: 4933101, 4933222
Telex: 011-71051
Cable: BLUESTAR
A.M

Blue Star Ltd.
Sahas
414/2 Vir Savarkar Marg
Prabhadevi
BOMBAY 400 025
Tel: 430-6155, 430-6556
Telex: 011-71193 BSSS IN
Cable: FROSTBLUE
A.C.M.E.M

Blue Star Ltd.
Kalyan, 19 Vishwas Colony
Alkapuri, **BORDO**, 390 005
Tel: 65235, 65236
Cable: BLUE STAR
A

Blue Star Ltd.
7 Hare Street
CALCUTTA 700 001
Tel: 230131, 230132
Telex: 031-61120 BSNF IN
Cable: BLUESTAR
A,M,C,E

Blue Star Ltd.
133 Kodambakkam High Road
MADRAS 600 034
Tel: 472056, 472038
Telex: 041-379
Cable: BLUESTAR
A,M

Blue Star Ltd.
13 Community Center
New Friends Colony
NEW DELHI 110 065
Tel: 633182, 636674
Telex: 031-61120
Cable: BLUEFROST
A,C*,C,M,E,M

Blue Star Ltd.
15/16 C Wellesley Rd.
PUNE 411 011
Tel: 22775
Cable: BLUE STAR
A

Blue Star Ltd.
2-2-47/1108 Bolarum Rd.
SECUNDERABAD 500 003
Tel: 72057, 72058
Telex: 0155-459
Cable: BLUEFROST
A,C,E

Blue Star Ltd.
T.C. 7/603 Poornima
Maruthunkuzhi
TRIVANDRUM 695 013
Tel: 65799, 65820
Telex: 0684-259
Cable: BLUESTAR
E

Computer Maintenance Corporation
Ltd.
115, Sarojini Devi Road
SECUNDERABAD 500 003
Tel: 310-184, 345-774
Telex: 031-2960
C**

INDONESIA
BERCA Indonesia P.T.
P.O.Box 496/Jkt.
Jl. Abdul Muis 62
JAKARTA
Tel: 21-373009
Telex: 46748 BERSAL IA
Cable: BERSAL JAKARTA
P

BERCA Indonesia P.T.
P.O.Box 2497/Jkt
Antara Bldg., 11th Floor
Jl. Medan Merdeka Selatan 17
JAKARTA-PUSAT
Tel: 343989

Telex: 46748 BERSAL IA
A,C,E,M,P
BERCA Indonesia P.T.
Jalan Kutal 24
SURABAYA
Tel: 67118

Telex: 31146 BERSAL SB
Cable: BERSAL-SURABAYA
A*,E,M,P

IRAQ
Hewlett-Packard Trading S.A.
Service Operation
Al Mansoor City 96/3/7

BAHRAIN
Tel: 551-48-73
Telex: 212-455 HEPAIRAQ IK
C

IRELAND
Hewlett-Packard Ireland Ltd.
82/83 Lower Leeson Street
DUBLIN 2
Tel: 0001 608800
Telex: 30439
C,E,P

Cardiac Services Ltd.
128 Dublin Industrial Estate
DUBLIN 11
Tel: (01) 307499
Telex: 32254
M

ISRAEL
Eidan Electronic Instrument Ltd.
P.O.Box 1270
JERUSALEM 91000
16, Ohalavi St.
JERUSALEM 94467
Tel: 533 221, 553 242
Telex: 25231 AB/PAKRD IL
A,M

Computation and Measurement
Systems (CMS) Ltd.
11 Masard Street
67060

TEL-AVIV
Tel: 388 388
Telex: 33559 Mottl IL
C,M,E,P

ITALY
Hewlett-Packard Italiana S.p.A
Traversa 90C
Via Giulio Petroni, 19
I-70124 **BARI**
Tel: (080) 41-07-44
C,M

Hewlett-Packard Italiana S.p.A.
Via Emilia, 51/C
I-40011 **BOLOGNA** Anzola Dell'Emilia
Tel: (051) 731061
Telex: 511630
C,E,M

Hewlett-Packard Italiana S.p.A.
Via Principe Nicola 43G/C
I-95126 **CATANIA**
Tel: (095) 37-10-87
Telex: 970291
C

Hewlett-Packard Italiana S.p.A.
Via G. di Vittorio 9
20094 **CORSICO** (Milano)
Tel: (02) 448351

Hewlett-Packard Italiana S.p.A.
Viale Brigata Bisagno 2
16129 **GENOVA**
Tel: (010) 541141

Hewlett-Packard Italiana S.p.A.
Viale G. Modugno 33
I-16156 **GENOVA PEGLI**
Tel: (010) 68-37-07
Telex: 215238
C,E

Hewlett-Packard Italiana S.p.A.
Via G. di Vittorio 9
I-20063 **CERNUSCO SUL**
NAVIGLIO

(Milano)
Tel: (02) 923691
Telex: 334632
A,C,C,M,E,M,P

Hewlett-Packard Italiana S.p.A.
Via Nuova Rivoltana 95
20090 **LIMITO** (Milano)
Tel: (02) 92761

Hewlett-Packard Italiana S.p.A.
Via Nuova San Rocco a
Capodimonte, 62/A
I-80131 **NAPOLI**
Tel: (081) 7413544
Telex: 710598
A** C,E,M

Hewlett-Packard Italiana S.p.A.
Via Orazio 16
80122 **NAPOLI**
Tel: (081) 7611444

Hewlett-Packard Italiana S.p.A.
Via Pellizzio 15
35128 **PADOVA**
Tel: (049) 8070166
Telex: 430315
A,C,E,M

Hewlett-Packard Italiana S.p.A.
Viale C. Pavese 340
I-01044 **ROMA EUR**
Tel: (06) 54831
Telex: 610514

A,C,E,M,P*
Hewlett-Packard Italiana S.p.A.
Via di Casellina 57/C
I-50018 **SCANDICCI-FIRENZE**
Tel: (055) 753863
C,E,M

Hewlett-Packard Italiana S.p.A.
Corso Svizzera, 185
I-10144 **TORINO**
Tel: (011) 74 4044
Telex: 221079
A*,C,E

IVORY COAST

S.I.T.E.L.
Societe Ivoirienne de
Telecommunications
Bd. Giscard d'Estaing
Carrefour Marcory
Zone 4.A.
Boite postale 2580
ABIDJAN 01
Tel: 353600
Telex: 43175
E

S.I.T.I.
Immeuble "Le General"
Av. du General de Gaulle
01 BP 161
ABIDJAN 01
Tel: 321227
C,P

JAPAN

Yokogawa-Hewlett-Packard Ltd.
152-1, Onna
ATSUGI, Kanagawa, 243
Tel: (0462) 25-0031
C,M,E

Yokogawa-Hewlett-Packard Ltd.
Meiji-Seimei Chiba Bldg.
3-1 Hon Chiba-Cho
CHIBA, 280
Tel: (0472) 25 7701
C,E

Yokogawa-Hewlett-Packard Ltd.
Yasuda-Seimei Hiroshima Bldg.
8-11, Hon-dori, Naka-ku
HIROSHIMA, 730
Tel: (082) 241-0611

Yokogawa-Hewlett-Packard Ltd.
Towa Building
2-3, Kaigan-dori, 2 Chome Chuo-ku
KOBE, 650
Tel: (078) 392-4791
C,E

Yokogawa-Hewlett-Packard Ltd.
Kumagaya Asahi 82 Bldg.
3-4 Tsukuba
KUMAGAYA, Saitama 360
Tel: (0465) 24-6563
C,M,E

Yokogawa-Hewlett-Packard Ltd.
Asahi Shinbun Daichi Seimei Bldg.
4-7, Hanabata-cho
KUMAMOTO, 860
Tel: (0963) 54-7311
C,E

Yokogawa-Hewlett-Packard Ltd.
Shin-Kyoto Center Bldg.
614, Higashi-Shiokoji-cho
Karasuma-Nishiru
Shiokoji-dori, Shimogyo-ku
KYOTO, 600
Tel: 075-343-0921
C,E

Yokogawa-Hewlett-Packard Ltd.
Mito Mitsui Bldg.
4-73, Sanno-maru, 1 Chome
MITO, Ibaraki 310
Tel: (0282) 25-7470
C,M,E



SALES & SUPPORT OFFICES

Arranged alphabetically by country

JAPAN (Cont'd)

Yokogawa-Hewlett-Packard Ltd.
Meiji-Seimei Kokubun Bldg.
7-8 Kokubun, 1 Chome, Sendai
MIYAGI, 950
Tel: (0222) 25-1011
C.E

Yokogawa-Hewlett-Packard Ltd.
Gohda Bldg. 2F
2-10 Gohda 1 Chome
Okaya-Shi
NAGANO, 394
Tel: (0266) 23 0851
C.E

Yokogawa-Hewlett-Packard Ltd.
Nagoya Kokusai Center Building
47-1, Nagono, 1 Chome
Nakamura-ku
NAGOYA, 450
Tel: (052) 571-5171
C.C.M.E.M

Yokogawa-Hewlett-Packard Ltd.
Sai-Kyo-Ren Building
1-2 Dote-cho
OHMIYA OHMIYA, Satama 330
Tel: (0486) 45-8031
C.E

Yokogawa-Hewlett-Packard Ltd.
Chuo Bldg.,
4-20 Nishinakajima, 5 Chome
Yodogawa-ku
OSAKA, 532
Tel: (06) 304-6021
Telex: YHPOSA 523-3624
C.C.M.E.M.P*

Yokogawa-Hewlett-Packard Ltd.
27-15, Yabe, 1 Chome
SAGAMIHARA Kanagawa, 229
Tel: 0427 59-1311
Yokogawa-Hewlett-Packard Ltd.
Motoshiro-cho Dai-ichi Seimei Bldg. 1F
219-21 Motoshiro-cho,
Hamamatsu-shi
SHIZUOKA, 430
Tel: (0534) 56 1771
C.E

Yokogawa-Hewlett-Packard Ltd.
Daichi Seimei Bldg.
7-1, Nishi Shinjuku, 2 Chome
Shinjuku-ku, **TOKYO** 160
Tel: 03-348-4611
C.E.M

Yokogawa Hewlett-Packard Ltd.
9-1, Takakura-cho
Hachioji-shi, **TOKYO**, 192
Tel: 0426-42-1261
C.E

Yokogawa-Hewlett-Packard Ltd.
29-21 Takaido-Higashi, 3 Chome
Suginami-ku **TOKYO** 168
Tel: (03) 331-6111
Telex: 232-2024 YHTOK
C.C.M.E.P*

Yokogawa Hokushin Electric
Corporation
Shinjuku-NS Bldg. 10F
4-1 Nishi-Shinjuku 2-Chome
Shinjuku-ku
TOKYO, 163
Tel: (03) 349-1859
Telex: J27584
A

Yokogawa Hokushin Electric Corp.
9-32 Nokacho 2 Chome
2 Chome Musashino-shi
TOKYO, 180
Tel: (0422) 54-1111
Telex: 02822-421 YEW MTK J
A

Yokogawa-Hewlett-Packard Ltd.
Meiji-Seimei
Utsunomiya Oodori Building
1-5 Oodori, 2 Chome
UTSUNOMIYA, Tochigi 320
Tel: (0286) 33-1153
C.E

Yokogawa-Hewlett-Packard Ltd.
Yasuda Seimei Nishiguchi Bldg.
30-4 Tsuruya-cho, 3 Chome
Kanagawa-ku, **YOKOHAMA** 221
Tel: (045) 312-1252
C.C.M.E

JORDAN

Scientific and Medical Supplies Co.
P.O. Box 1387

AMMAN
Tel: 24907, 39907
Telex: 21456 SABCO JO
C.E,M,P

KENYA
ADCOM Ltd., Inc., Kenya
P.O.Box 30070
NAIROBI
Tel: 331955
Telex: 22639
E.M

KOREA

Samsung Hewlett-Packard Co. Ltd.
Dongbang Yeouido Building
12-16th Floors
25-1 Yeouido-Dong
Youngdeungpo-Ku
SEOUL
Tel: 784-4666, 784-2666
Telex: 25166 SAMSAN K
C.C.M.E.M.P

Young In Scientific Co., Ltd.
Youngwa Building
547 Shinna Dong, Kangnam-Ku
SEOUL 135
Tel: 546-7771
Telex: K23457 GINSCO
A

Dongbang Healthcare
Products Co. Ltd.
Suite 301 Medical Supply Center
Bldg. 1-31 Dongsungdong
Jong Ro-ku, **SEOUL**
Tel: 764-1171, 741-1641
Telex: K25706 TKBKO
Cable: TKBEEPKO
M

KUWAIT

Al-Khaldiya Trading & Contracting
P.O. Box 830
SAFAT
Tel: 424910, 411726
Telex: 22481 AREEG KT
Cable: VISCOUNT
E.M.A

Gulf Computing Systems
P.O. Box 25125
SAFAT
Tel: 435969
Telex: 23648
P
Photo & Cine Equipment
P.O. Box 270
SAFAT
Tel: 2445111
Telex: 22247 MATIN KT
Cable: MATIN KUWAIT
P

W.J. Towell Computer Services
P.O. Box 5897
SAFAT
Tel: 2462640/1
Telex: 30336 TOWELL KT
C

LEBANON
Computer Information Systems S.A.L.
Chammas Building
P.O. Box 11-6274 Dora
BEIRUT
Tel: 99 40 73
Telex: 42309
C.E,M,P

LIBERIA
Unichemicals Inc.
P.O. Box 4509
MONROVIA
Tel: 224282
Telex: 4509
E

MADAGASCAR
Technique et Precision
12, rue de Nice
P.O. Box 1227
101 **ANTANANARIVO**
Tel: 22900
Telex: 22255
P

LUXEMBOURG
Hewlett-Packard Belgium S.A./N.V.
Blvd de la Woluwe, 100
Woluweald
9-1200 **BRUSSELS**
Tel: (02) 782-32-00
Telex: 23-494 paoben bru
A.C.C.M.E.M.P

MALAYSIA
Hewlett-Packard Sales (Malaysia)
Sdn. Bhd.
9th Floor
Chung Khaw Bank Building
46, Jalan Raja Laut
50350 **KUALA LUMPUR**
Tel: 2986555
Telex: 310111 HPSM MA
A.C.C.M.E.M.P

Protel Engineering
P.O.Box 1917
Lot 6624, Section 64
23/4 Pending Road
Kuching, **SARAWAK**
Tel: 36299
Telex: 70904 PROMAL MA
Cable: PROTELENG
A.E.M

MALTA

Philip Toledo Ltd.
Birkirkara P.O. Box 11
Notabile Rd.
MRIEHEL
Tel: 447 47, 455 66, 4915 25
Telex: Media MW 649
E.M,P

MAURITIUS

Blanche Birger Co. Ltd.
18, Jules Koenig Street
PORT LOUIS
Tel: 20828
Telex: 4296
P

MEXICO

Hewlett-Packard de Mexico,
S.A. de C.V.
Rio Nio No. 4049 Desp. 12
Chammas Building
JUAREZ
Tel: 161-3-15-62
P
Hewlett-Packard de Mexico,
S.A. de C.V.
Condominio Kaderneya
Circuito del Mexon No. 186 Desp. 6
COL DEL PRADO - 76030 Qro.
Tel: 463-6-02-71
P

Hewlett-Packard de Mexico,
S.A. de C.V.
Monti Morelos No. 299
Fraccionamiento Loma Bonita 45060
GUADALAJARA, Jalisco
Tel: 36-31-48-00
Telex: 0684 186 ECOMEX
P

Microcomputadoras Hewlett-Packard,
S.A.
Monti Pelvoux 115
LOS LOMAS, Mexico, D.F.
Tel: 520-9127
P

Microcomputadoras Hewlett-Packard,
S.A. de C.V.
Monte Pelvoux No. 115
Lomas de Chapultepec, 11000
MEXICO, D.F.
Tel: 520-9127
P

Hewlett-Packard de Mexico,
S.A. de C.V.
Monte Pelvoux No. 111
Lomas de Chapultepec
11000 **MEXICO, D.F.**
Tel: 5-40-62-28, 72-66, 50-25
Telex: 17-74-507 HEWPACK MEX
A.C.C.M.E.M,P

Hewlett-Packard De Mexico (Polanco)
Avenida Ejercito Nacional #579
20a^{3er} piso
Colonia Granadina 11560
MEXICO D.F.
Tel: 254-4433
P

Hewlett-Packard de Mexico,
S.A. de C.V.
Cda. del Valle
409 Ote. 4th Piso
Colonia del Valle
Municipio de Garza Garcia Nuevo Leon
66220 MONTERREY, Nuevo Leon
Tel: 83-78-42-40
Telex: 382410 HPMY
C

Infograficas y Sistemas del Noreste,
S.A.
Rio Orinoco #171 Oriente
Despacho 2001
Colonia Del Valle
MONTERREY
Tel: 559-4415, 575-3837
Telex: 483164
A,E

Hewlett-Packard de Mexico,
S.A. de C.V.
Blvd. Independencia No. 2000 Ote.
Col. Estrella
TORREON, COAH.
Tel: 171-15-21-99
P

MOROCCO
Etablissement Hubert Dolbeau & Fils
81 rue Karachi
B.P. 11133
CASABLANCA
Tel: 3041-82, 3068-38
Telex: 23051, 22822
E

Gerap
2, rue Agadir
Boite Postale 156
CASABLANCA 01
Tel: 272093, 272095
Telex: 23 739
P
Sema-Maroc
Dept. Seric
6, rue Lapébie
CASABLANCA
Tel: 260980
Telex: 21641
C,P

NETHERLANDS
Hewlett-Packard Nederland B.V.
Startbaan 16
NL-1187 XR AMSTELVEEN
P.O. Box 667
NL-1180 AR AMSTELVEEN
Tel: (020) 547-8911
Telex: 13 216 HEPAN NL
A,C,CM,E,M,P
Hewlett-Packard Nederland B.V.
Bongerd 2
NL 2906VK CAPELLE A/D IJSSEL
P.O. Box 41
NL 2900AA CAPELLE A/D IJSSEL
Tel: (10) 51-64-44
Telex: 21261 HEPAC NL
C,E

Hewlett-Packard Nederland B.V.
Pastoor Petersstraat 134-136
NL 5012 LV EINDHOVEN
P.O. Box 2342
NL 5600 CH EINDHOVEN
Tel: (040) 326911
Telex: 51484 hepae nl
C,E,P

NEW ZEALAND
Hewlett-Packard (N.Z.) Ltd.
5 Owens Road
P.O. Box 26-189
Epsom, AUCKLAND
Tel: 687-150
Cable: HEWPAK Auckland
C,CM,E,P*
Hewlett-Packard (N.Z.) Ltd.
184-190 Willis Street
WELLINGTON

P.O. Box 9443
Courtneys Place, WELLINGTON 3
Tel: 877-199
Cable: HEWPAK Wellington
C,CM,E,P
Northrop Instruments & Systems Ltd.
369 Khyber Pass Road
P.O. Box 8602
AUCKLAND
Tel: 794-091
Telex: 60605
A,M

Northrop Instruments & Systems Ltd.
110 Mandeville St.
P.O. Box 8388
CHRISTCHURCH
Tel: 488-873
Telex: 4203
A,M
Northrop Instruments & Systems Ltd.
Sturdee House
85-87 Gluznee Street
P.O. Box 2406
WELLINGTON
Tel: 850-091
Telex: NZ 3380
A,M

NIGERIA
Elmecco Nigeria Ltd.
46, Calcutta Crescent Apapa
P.O. Box 244and
LAGOS
E
NORTHERN IRELAND
See United Kingdom
NORWAY
Hewlett-Packard Norge A/S
Folke Barnadottes vei 50
P.O. Box 3558
N-5033 FYLLINGSDALEN (Bergen)
Tel: 0047/5/16 55 40
Telex: 76621 hpnas n
C,E,M

Hewlett-Packard Norge A/S
Osterndalen 16-18
P.O. Box 34
N-1345 ØESTERAAAS
Tel: 0047/2/24 60 90
Telex: 76621 hpnas n
A,C,CM,E,M,P

Hewlett-Packard Norge A/S
Boehmergt. 42
Box 2470
N-5037 SOLHEIMSVIK
Tel: 0047/5/29 00 90

OMAN
Khinjil Ramdas
P.O. Box 19
MUSCAT/SULTANATE OF OMAN
Tel: 795 901
Telex: 3489 BROKER MB MUSCAT
P
Subail & Saud Bahwan
P.O. Box 169
MUSCAT/SULTANATE OF OMAN
Tel: 734 201-3
Telex: 5274 BAHWAN MB
E

Intiac LLC
P.O. Box 9196
MINA AL FAHAL/SULTANATE OF OMAN
Tel: 561 695, 5602078, 561010
Telex: 5298 Tawoos On
A,C,M

PAKISTAN
Mushko & Company Ltd.
House No. 16, Street No. 16
Sector F-6/3
ISLAMABAD
Tel: 824545
Cable: FEMUS Islamabad
A,E,P*

Mushko & Company Ltd.
Oosman Chambers
Abdullah Harson Road
KARACHI 0302
Tel: 524131, 524132
Telex: 2694 MUSKO PK
Cable: COOPERATOR Karachi
A,E,P*

PANAMA
Electronico Balboa, S.A.
Calle Samuel Lewis, Ed. Alfa
Apartado 4929
PANAMA 5
Tel: 64-2700
Telex: 3483 ELECTRON PG
CM,E,M,P

PERU
Cía Electro Médica S.A.
Los Flamencos 145
San Isidro
Castillo 1030
LIMA 1
Tel: 41-4325, 41-3705
Telex: Pub. Booth 25306 PEC PISIDR
CM,E,M,P
SAMS S.A.
Arenida Republica de Panama 3534
San Isidro, LIMA
Tel: 419928/417108
Telex: 20450 PE LIBERTAD
A,C,P

PHILIPPINES
The Online Advanced Systems Corp.
2nd Floor, Electra House
115-117 Estelban Street
Legaspi Village, Makati
Metro MANILA
Tel: 815-38-10 (up to 16)
Telex: 63274 ONLINE PN
A,C,E,M,P

PORTUGAL
Mundinter Intercambio
Mundial de Comércio S.A.R.L.
Av. Antonio Augusto Aguiar 138
Apartado 2761
LISBON
Tel: (19) 53-21-31, 53-21-37
Telex: 16691 munter p
M
Soquimica
Av. da Liberdade, 220-2
1298 LISBOA Codex
Tel: 56-21-82
Telex: 13316 SABASA
A

Telecra-Empresa Técnica de
Equipamentos Eléctricos S.A.R.L.
Rua Rodrigo da Fonseca 103
P.O. Box 2531
LISBON 1
Tel: (19) 68-60-72
Telex: 12598
CME
C.P.C.S.I.
Av. de Costa Cabral 575
Rua de Costa Cabral 575
4200 PORTO
Tel: 499174/495173
Telex: 26054
C,P

PUERTO RICO
Hewlett-Packard Puerto Rico
101 Muñoz Rivera Av
Esu. Calle Ochoa
HATO REY, Puerto Rico 00918
Tel: (809) 754-7800
A,C,CM,M,E,P

QATAR
Computer Arabia
P.O. Box 2750
DOHA
Tel: 428555
Telex: 4806 CHPARB
P
Nasser Trading & Contracting
P.O. Box 1563
DOHA
Tel: 422170
Telex: 4439 NASSER DH
M

SAUDI ARABIA
Modern Electronics Establishment
Hewlett-Packard Division
P.O. Box 281
Thuobah
AL-KHOBAR 31952
Tel: 895-1760, 895-1764
Telex: 671 106 HPMEEK SJ
Cable: ELECTA AL-KHOBAR
C,E,M



SALES & SUPPORT OFFICES

Arranged alphabetically by country

SAUDI ARABIA (Cont'd)

Modern Electronics Establishment
Hewlett-Packard Division
P.O. Box 1228
Redec Plaza, 6th Floor
JEDDAH
Tel: 644 96 28
Telex: 4027 12 FARNAS SJ
Cable: ELECTA JEDDAH
A.C.C.M.E.M.P

Modern Electronics Establishment
Hewlett-Packard Division
P.O. Box 22015
RIYADH 11495
Tel: 491-67 15, 491-63 87
Telex: 202049 MEERYO SJ
C.E.M
Abdul Ghani El Ajuj Corp.
P.O. Box 78
RIYADH
Tel: 40 41 717
Telex: 200 932 EL AJOU
P

SCOTLAND
See United Kingdom

SENEGAL

Societe Hussein Ayad & Cie.
76, Avenue Georges Pompidou
B.P. 305

DAKAR

Tel: 32339
Cable: ATAD-Dakar

E

Moneger Distribution S.A.
1, Rue Parent
B.P. 148

DAKAR

Tel: 215 671
Telex: 587

P

Systeme Service Conseil (SSC)
14, Avenue du Parachois

DAKAR ETOILE

Tel: 219976
Telex: 577

C.P

SINGAPORE

Hewlett-Packard Singapore (Sales)
Pte. Ltd.
#08-00 Incheape House
450-2 Alexandra Road
Alexandra P.O. Box 58
SINGAPORE, 9115
Tel: 4731789
Telex: 34209 HPSGSO RS
Cable: HEWPACK, Singapore
A.C.C.M.E.M.P

Dynamar International Ltd.
Unit 05-11 Block 6
Kolan Ayer Industrial Estate
SINGAPORE 1334
Tel: 747-6188
Telex: 26283 RS
CM

SOUTH AFRICA

Hewlett-Packard So Africa (Pty.) Ltd.
P.O. Box 120
Howard Place **CAPE PROVINCE 7430**
Pine Park Center, Forest Drive
Pinelands
CAPE PROVINCE 7405
Tel: (021) 53 7954
Telex: 57-20006
A.C.C.M.E.M.P

Hewlett-Packard So Africa (Pty.) Ltd.
2nd Floor Juniper House
92 Overport Drive
DURBAN 4057
Tel: (031) 28-4178
Telex: 6-22954
C

Hewlett-Packard So Africa (Pty.) Ltd.
6 Linton Arcade
511 Cape Road
Linton Grange
PORT ELIZABETH 6001
Tel: 041-301201
Tel: 24-2916
C

Hewlett-Packard So Africa (Pty.) Ltd.
Fountain Center
Kalkoen Str.
Monument Park Ext 2
PRETORIA 0105
Tel: (012) 45 5725
Telex: 32163
C,E

Hewlett-Packard So Africa (Pty.) Ltd.
9 Eastern Service Road
Eastgate Ext. 3
SANDTON 2144
Tel: 802-5111, 802-5125
Telex: 4-20877 SA
Cable: HEWPACK Johannesburg
A.C.C.M.E.M.P

SPAIN

Hewlett-Packard Española, S.A.
Calle Entenza, 321
08029 **BARCELONA**
Tel: 3/322 24 51, 321 73 54
Telex: 52693 hpsee
A.C.C.M.E.M.P

Hewlett-Packard Española, S.A.
Calle San Vicente S/N
Edificio Albia II-B
48001 **BILBAO**
Tel: 4/423 83 06
A.C.C.M

Hewlett-Packard Española, S.A.
Cria. de la Coruña, Km. 16, 400
Las Rozas
E-MADRID
Tel: (1) 637.00.11
Telex: 23515 HPE
C,M

Hewlett-Packard Española, S.A.
Avda. S. Francisco Javier, S/N
Planta 10, Edificio Sevilla 2
41005 **SEVILLA**
Tel: 54/64 44 54
Telex: 72933
A.C.C.M.P

Hewlett-Packard Española, S.A.
Isabel La Católica, 8
46004 **VALENCIA**
Tel: (96) 351 59 44
Telex: 63435
C,P

Hewlett-Packard Española, S.A.
Av. de Zugazarte, 8
Edificio El Abra 4
Las Arenas-Guecho
VIZCAYA
Tel: (94) 464 3255, 464 2933
Telex: 33032

SWEDEN

Hewlett-Packard Sverige AB
Östra Tullgatan 3
S-20011 **MALMÖ**
Box 6102
Tel: (040) 70270
Telex: (854) 17886 (via Spånga office)

C,P
Hewlett-Packard Sverige AB
Västra Vintergatan 9
S-70344 **ÖREBRO**
Tel: (19) 10-48-80
Telex: (854) 17886 (via Spånga office)

C
Hewlett-Packard Sverige AB
Skalholtsgatan 9, Kista
Box 19
S-16393 **SPÅNGA**
Tel: (08) 750-2000
Telex: (854) 17886

Telexfax: (08) 7527781
A.C.C.M.E.M.P
Hewlett-Packard Sverige AB
Box 266
Toppsgatan 1A
S-42123 **VÄSTRA-FRÖLUNDA**
(Gothenburg)

Tel: (031) 89-10-00
Telex: (854) 17886 (via Spånga office)
A.C.C.M.E.M.P

SUDAN

Mediterranean Engineering & Trading
Co. Ltd.
P.O. Box 1025
KHARTOUM
Tel: 41184
Telex: 24052
C,P

SWITZERLAND

Hewlett-Packard (Schweiz) AG
Clarastrasse 12
CH-4058 **BASEL**
Tel: (61) 33-59-20
A.C.C.E.P
Hewlett-Packard (Schweiz) AG
7, rue du Bois-du-Lan
Case postale 365
CH-1217 **MEYRIN 1**
Tel: (0041) 22-83-11-11
Telex: 27333 HPAG CH
A.C.C.M.E.M.P

Hewlett-Packard (Schweiz) AG
Allmend 2
CH-8967 **WIDEN**
Tel: (06) 157 31 21 11
Telex: 53933 hpag ch
Cable: HPAG CH
A.C.C.M.E.M.P

Hewlett-Packard (Schweiz) AG
Schwamendingenstrasse 10
8050 **ZÜRICH**
Tel: (0041) 1 315 81 81
Telex: 823 537 HPAG CH
C,P

SYRIA

General Electronic Inc.
Nuri Basha Ahnaf Ebn Kays Street
P.O. Box 5781
DAMASCUS
Tel: 33-24-87
Telex: 411 215
Cable: ELECTROBOR DAMASCUS
E

Middle East Electronics
P.O. Box 2308
Abu Rumayneh
DAMASCUS
Tel: 33 45 92
Telex: 411 771
M

TAIWAN

Hewlett-Packard Taiwan Ltd.
THM Office
2, Huan Nan Road
CHUNG LI Taoyuan
Tel: (034) 929-666
C
Hewlett-Packard Taiwan Ltd.
Kaohsiung Office
11/F, 455, Chung Hsiao 1st Road
KAOWSUNG
Tel: (07) 2412316
C,E

Hewlett-Packard Taiwan Ltd.
8th Floor, Hewlett-Packard Building
337 Fu Hsing North Road
TAIPEI
Tel: (02) 712-0404
Telex: 24439 HEWPACK
Cable: HEWPACK Taipei
A.C.C.M.E.M.P

Ing Lih Trading Co.
6th Floor, 112, Sec. 1,
Chung Hsiao East Road
TAIPEI 109
Tel: (02) 394-8191
Telex: 22894 SANKWANG
A

THAILAND

Unimesa Co. Ltd.
30 Patpong Ave., Suriwong
BANGKOK 10500
Tel: 235-5727, 234-0991/3
Telex: 84439 Simonch TH
Cable: UNIMESA BANGKOK
A.C.C.M

Bangkok Business Equipment Ltd.
5/5-6 Dejs Road
BANGKOK
Tel: 234-8670, 234-8671
Telex: 87699-BEQUIPT TH
Cable: BUSQUIPT Bangkok
P

TOGO

Societe Africaine De Promotion
B.P. 12271

LOME

Tel: 21-62-88
Telex: 5304
P

TRINIDAD & TOBAGO

Caribbean Telecoms Ltd.
Corner McAllister Street &
Eastern Main Road, Laventille
P.O. Box 732

PORT-OF-SPAIN

Tel: 624-4213
Telex: 22561 CARTEL WG
Cable: CARTEL, PORT OF SPAIN
C.M.E.M.P

Computer and Controls Ltd.

P.O. Box 51
66 Independence Square

PORT-OF-SPAIN

Tel: 623-4472
Telex: 3000 POSTLX WG, ACCT
LOOGO AGENCY 1264
A,P

Feral Assoc.

8 Fitzgerald Lane

PORT-OF-SPAIN

Tel: 62-36854, 62-39255
Telex: 22432 FERALCO
Cable: FERALCO
M

TUNISIA

Tunisie Electronique S.A.R.L.
31 Avenue de la Liberté

TUNIS

Tel: 280-144
C,E,P

Tunisie Electronique S.A.R.L.

94, Av. Jugurtha, Mutuelleville

1002 TUNIS-BELVEDERE

Tel: 280144
Telex: 13238
C,E,P

Corema S.A.

1 ter. Av. de Carthage

TUNIS

Tel: 253-821

Telex: 12319 CABAM TN

M

TURKEY

E.M.A

Mediha Eidem Sokak No. 41/6

Yenisehir

ANKARA

Tel: 319175

Telex: 42321 KTX TR

Cable: EMATRADE ANKARA

M

Tekrim Company Ltd.

Iran Caddesi No. 7

Karaklidere

ANKARA

Tel: 275800

Telex: 42155 TKNM TR

C,E

Kurt & Kurt A.S.

Mithatpasa Caddesi No. 75

Kat 4 Kizilay

ANKARA

Tel: 318875/6/7/8

Telex: 42490 MESR TR

A

Sarıva Bilgisayar Sistemleri A.S.

Buyukdere Caddesi 103/6

Gayrettepe

ISTANBUL

Tel: 1673180

Telex: 26345 SANI TR

C,P

Best Inc.

Esentepe, Gazeteciler Sitesi

Keskin Kalem

Sokak 6/3, Gayrettepe

ISTANBUL

Tel: 172 1328, 173 3344

Telex: 42490

A

UNITED ARAB**EMIRATES**

Emitac Ltd.

P.O. Box 1641

SHARJAH

Tel: 591181

Telex: 68136 EMITAC EM

Cable: EMITAC SHARJAH

E,C,M,P,A

Emitac Ltd.

P.O. Box 27111

ABU DHABI

Tel: 820419-20

Cable: EMITACH ABUDHABI

Emitac Ltd.

P.O. Box 8391

DUBAI

Tel: 377591

Emitac Ltd.

P.O. Box 473

RAS AL KHAIMAH

Tel: 28133, 21270

UNITED KINGDOM**ENGLAND**

Hewlett-Packard Ltd.

Miller House

The Ring, BRACKNELL

Berks RG12 1XN

Tel: 0344 424998

Telex: 848733

E

Hewlett-Packard Ltd.

Elstree House, Elstree Way

BOREHAMWOOD, Herts WD6 1SG

Tel: 01 207 5000

Telex: 8952716

C,E

Hewlett-Packard Ltd.

Oakfield House, Oakfield Grove

Clifton BRISTOL, Avon BS8 2BN

Tel: 0272 736806

Telex: 444302

C,E,P

Hewlett-Packard Ltd.

9 Bridewell Place

LONDON EC4V 6BS

Tel: 01 563 6565

Telex: 298163

C,P

Hewlett-Packard Ltd.

Pontefract Road

NORMANTON, West Yorkshire WF6 1RN

Tel: 0924 895566

Telex: 557355

C,P

Hewlett-Packard Ltd.

The Quadrangle

106-116 Station Road

REDHILL, Surrey RH1 1PS

Tel: 0737 68655

Telex: 947234

C,E,P

Hewlett-Packard Ltd.

Avon House

435 Stratford Road

Shirley, SOLIHULL, West Midlands

B90 4EL

Tel: 021 745 8800

Telex: 339105

C,E,P

Hewlett-Packard Ltd.

Heathside Park Road

Cheadle

STOCKPORT

Cheshire

SK3 0RB

Tel: 061-428-0828

Telex: 668068

A,C,E,M,P

Hewlett-Packard Ltd.

Harmon House

No. 1 George Street

UXBRIDGE, Middlesex UX8 1YN

Tel: 695 720 20

Telex: 893134/5

C,M,E,M,P

Hewlett-Packard Ltd.

King Street Lane

Winnesh, WOKINGHAM

Berkshire RG11 5AR

Tel: 0734 784774

Telex: 847178

A,C,E,M,P

NORTHERN IRELAND

Hewlett-Packard (Ireland) Ltd.

Carrickfergus Industrial Centre

75 Belfast Road, Carrickfergus

CO. ANTRIM BT38 8PM

Tel: 09603 67333

C,E

Cardiac Services Company

95A Finaghy Road South

BELFAST, BT10 0BY

Tel: 0232-625566

Telex: 747626

M

SCOTLAND

Hewlett-Packard Ltd.

1/3 Springburn Place

College Milton North

EAST KILBRIDE, G74 3NU

Telex: 779615

C,E

Hewlett-Packard Ltd.

SOUTH QUEENFERRY

West Lothian, EH30 9TG

Tel: 031 331 1188

Telex: 72692

C,M,E,M,P

UNITED STATES**Alabama**

Hewlett-Packard Co.

2100 Riverchase Center

Building 100 - Suite 118

BIRMINGHAM, AL 35244

Tel: (205) 988-0547

A,C,M,P*

Hewlett-Packard Co.

420 Wynn Drive

HUNTSVILLE, AL 35805

Tel: (205) 830-2000

C,M,E,M,P*

Alaska

Hewlett-Packard Co.

3601 C St., Suite 1416

ANCHORAGE, AK 99503

Tel: (907) 563-8855

C,E

Arizona

Hewlett-Packard Co.

8080 Pointe Parkway West

PHOENIX, AZ 85044

Tel: (602) 273-8000

A,C,M,E,M,P

Hewlett-Packard Co.

3400 East Britannia Dr.

Blgd. C, Suite 124

TUCSON, AZ 85706

Tel: (602) 573-7400

C,E,M,P**

California

Hewlett-Packard Co.

99 South Hill Dr.

BRISBANE, CA 94005

Tel: (415) 330-2500

C

Hewlett-Packard Co.

5060 E. Clinton Avenue, Suite 102

FRESNO, CA 93727

Tel: (209) 252-9652

C,M

Hewlett-Packard Co.

1421 S. Manhattan Av.

FULLERTON, CA 92631

Tel: (714) 999-6700

C,M,E,M

Hewlett-Packard Co.

7408 Hollister Ave. #A

GOLETA, CA 93117

Tel: (805) 685-6100

C,E



SALES & SUPPORT OFFICES

Arranged alphabetically by country

UNITED STATES (Cont'd)

Hewlett-Packard Co.
2525 Grand Avenue
LONG BEACH, CA 90815
Tel: (213) 498-1111
C

Hewlett-Packard Co.
5651 West Manchester Ave.
LOS ANGELES, CA 90045
Tel: (213) 337-8000
Telex: 910-325-6608
C,M

Hewlett-Packard Co.
3155 Porter Drive
PALO ALTO, CA 94304
Tel: (415) 857-8000
C,E

Hewlett-Packard Co.
4244 So. Market Court, Suite A
SACRAMENTO, CA 95834
Tel: (916) 929-7222
A*,C,E,M

Hewlett-Packard Co.
9506 Aero Drive
SAN DIEGO, CA 92123
Tel: (619) 279-3200
C,C,M,E,M

Hewlett-Packard Co.
5725 W. Las Positas Blvd.
PLEASANTON, CA 94566
Tel: (415) 460-0282
C

Hewlett-Packard Co.
3003 Scott Boulevard
SANTA CLARA, CA 95054
Tel: (408) 988-7000
Telex: 910-338-0586
A,C,C,M,E

Hewlett-Packard Co.
2150 W. Hillcrest Dr.
THOUSAND OAKS, CA 91320
(805) 373-7000
C,C,M,E

Colorado
Hewlett-Packard Co.
2945 Center Green Court South
Suite A
BOULDER, CO 80301
Tel: (303) 499-6655
A,C,E

Hewlett-Packard Co.
24 Inverness Place, East
ENGLEWOOD, CO 80112
Tel: (303) 649-5000
A,C,C,M,E,M

Connecticut
Hewlett-Packard Co.
500 Sylvan Av.
BRIDGEPORT, CT 06606
Tel: (203) 371-6454
C,E

Hewlett-Packard Co.
47 Barnes Industrial Road South
WALLINGFORD, CT 06492
Tel: (203) 265-7801
A,C,C,M,E,M

Florida

Hewlett-Packard Co.
2901 N.W. 62nd Street
FORT LAUDERDALE, FL 33309
Tel: (305) 973-2600
C,E,M,P*

Hewlett-Packard Co.
6800 South Point Parkway
Suite 301
JACKSONVILLE, FL 32216
Tel: (904) 636-9955
C*,M**

Hewlett-Packard Co.
255 East Drive, Suite B
MELBOURNE, FL 32901
Tel: (305) 728-0704
C,M,E

Hewlett-Packard Co.
6177 Lake Ellenor Drive
ORLANDO, FL 32809
Tel: (305) 859-2900
A,C,C,M,E,P*

Hewlett-Packard Co.
4700 Bayou Blvd.
Building 5
PENSACOLA, FL 32503
Tel: (904) 476-8422
A,C,M

Hewlett-Packard Co.
5550 W. Idlewild, #150
TAMPA, FL 33614
Tel: (813) 884-3282
C,E,M,P

Georgia

Hewlett-Packard Co.
2000 South Park Place
ATLANTA, GA 30339
Tel: (404) 855-1500
Telex: 810-766-4890
A,C,C,M,E,M,P*

Hewlett-Packard Co.
3607 Parkway Lane
Suite 300
NORCROSS, GA 30092
Tel: (404) 448-1894
C,E,P

Hawaii

Hewlett-Packard Co.
Kawalaha Plaza, Suite 190
567 South King Street
HONOLULU, HI 96813
Tel: (808) 526-1555
A,C,E,M

Idaho

Hewlett-Packard Co.
11309 Chinden Blvd.
BOISE, ID 83707
Tel: (208) 323-2700
C

Illinois

Hewlett-Packard Co.
304 Eldorado Road
P.O. Box 1607
BLOOMINGTON, IL 61701
Tel: (309) 862-9411
A,C,E,M**

Hewlett-Packard Co.
525 W. Monroe, #1308
CHICAGO, IL 60606
Tel: (312) 930-0010
C

Hewlett-Packard Co.
1200 East Diehl Road
WAPERVILLE, IL 60566
Tel: (312) 357-8800
C

Hewlett-Packard Co.
5201 Tollview Drive
ROLLING MEADOWS, IL 60008
Tel: (312) 255-9800
Telex: 910-687-1066
A,C,C,M,E,M

Indiana

Hewlett-Packard Co.
11911 N. Meridian St.
CARMEL, IN 46032
Tel: (312) 844-4100
A,C,C,M,E,M

Hewlett-Packard Co.
111 E. Ludwig Road
Suite 108
FT. WAYNE, IN 46825
Tel: (219) 482-4283
C,E

Iowa

Hewlett-Packard Co.
4070 22nd Av. SW
CEDAR RAPIDS, IA 52404
Tel: (319) 390-4250
C,E,M

Hewlett-Packard Co.
4201 Corporate Dr.
WEST DES MOINES, IA 50265
Tel: (515) 224-1435
A**,C,M**

Kansas

Hewlett-Packard Co.
7804 East Funston Road, Suite 203
WICHITA, KS 67207
Tel: (316) 684-8491
C,E

Kentucky

Hewlett-Packard Co.
10300 Linn Station Road, Suite 100
LOUISVILLE, KY 40223
Tel: (502) 426-0100
A,C,M

Louisiana

Hewlett-Packard Co.
160 James Drive East
ST. ROSE, LA 70087
P.O. Box 1449
KENNER, LA 70063
Tel: (504) 467-4100
A,C,E,M,P

Maryland

Hewlett-Packard Co.
3701 Koppers Street
BALTIMORE, MD 21227
Tel: (301) 644-5800
Telex: 710-862-1943
A,C,C,M,E,M

Hewlett-Packard Co.
2 Choke Cherry Road
ROCKVILLE, MD 20850
Tel: (301) 948-6370
A,C,C,M,E,M

Massachusetts

Hewlett-Packard Co.
1775 Minuteman Road
ANDOVER, MA 01810
Tel: (617) 682-1500
A,C,C,M,E,M,P*

Hewlett-Packard Co.
32 Hartwell Avenue
LEXINGTON, MA 02173
Tel: (617) 861-8360
C,E

Michigan

Hewlett-Packard Co.
4328 Cascade Road S.E.
GRAND RAPIDS, MI 49506
Tel: (616) 957-1970
C,M

Hewlett-Packard Co.
36550 Orchard Hill Place Drive
NOVI, MI 48050
Tel: (313) 349-9200
A,C,E,M

Hewlett-Packard Co.
1771 W. Big Beaver Road
TROY, MI 48064
Tel: (313) 643-6474
C

Minnesota

Hewlett-Packard Co.
2025 W. Larpeneur Ave.
ST. PAUL, MN 55113
Tel: (612) 644-1100
A,C,C,M,E,M

Missouri

Hewlett-Packard Co.
1001 E. 101st Terrace Suite 120
KANSAS CITY, MO 64113-3368
Tel: (816) 941-0411
A,C,C,M,E,M

Hewlett-Packard Co.
13001 Hollenberg Drive
BRIDGETON, MO 63044
Tel: (314) 344-5100
A,C,E,M

Nebraska

Hewlett-Packard
11626 Nicholas St.
OMAHA, NE 68154
Tel: (402) 493-0300
C,E,M

New Jersey

Hewlett-Packard Co.
120 W. Century Road
PARAMUS, NJ 07653
Tel: (201) 265-5000
A,C,C,M,E,M
Hewlett-Packard Co.
20 New England Av. West
PISCATAWAY, NJ 08854
Tel: (201) 562-8100
A,C,C,M,E

New Mexico

Hewlett-Packard Co.
7801 Jefferson N.E.
ALBUQUERQUE, NM 87109
Tel: (505) 823-6100
C,E,M

Hewlett-Packard Co.
1460 Trinity Dr., Suite 3
LOS ALAMOS, NM 87544
Tel: (505) 662-6700
C,E

New York

Hewlett-Packard Co.
5 Computer Drive South
ALBANY, NY 12205
Tel: (518) 458-1550
A,C,E,M

Hewlett-Packard Co.
9600 Main Street
CLARENCE, NY 14031
Tel: (716) 759-8621
C,E

Hewlett-Packard Co.
200 Cross Keys Office Park
FAIRPORT, NY 14450
Tel: (716) 223-9950
A,C,C,M,E,M

Hewlett-Packard Co.
7641 Henry Clay Blvd.
LIVERPOOL, NY 13088
Tel: (315) 451-1820
A,C,C,M,E,M

Hewlett-Packard Co.
No. 1 Pennsylvania Plaza
55th Floor
34th Street & 8th Avenue
MANHATTAN NY 10119
Tel: (212) 971-0800
C,M*

Hewlett-Packard Co.
15 Myers Corner Rd.
Hollowbrook Park, Suite 2D
WAPPINGER FALLS, NY 12590
Tel: (914) 288-9125
C,M,E

Hewlett-Packard Co.
2975 Westchester Avenue
PURCHASE, NY 10577-2590
Tel: (914) 935-6300
C,C,M,E

Hewlett-Packard Co.
3 Crossways Park West
WOODBURY, NY 11797
Tel: (516) 682-7800
A,C,C,M,E,M

North Carolina

Hewlett-Packard Co.
305 Gregson Dr.
CARY, NC 27511
Tel: (919) 467-6600
C,C,M,E,M,P*

Hewlett-Packard Co.
9600-H Southern Pine Blvd.
CHARLOTTE, NC 28210
Tel: (704) 527-8780
C*

Hewlett-Packard Co.
5505 Roanne Way
GREENSBORO, NC 27420
Tel: (919) 852-1800
A,C,C,M,E,M,P*

Ohio

Hewlett-Packard Co.
2717 S. Arlington Road
AKRON, OH 44312
Tel: (216) 644-2270
C,E

Hewlett-Packard Co.
4501 Erskine Road
CINCINNATI, OH 45242
Tel: (513) 891-9870
C,M

Hewlett-Packard Co.
15885 Sprague Road
CLEVELAND, OH 44138
Tel: (216) 243-7300
A,C,C,M,E,M

Hewlett-Packard Co.
9080 Springboro Pike
MIAMISBURG, OH 45342
Tel: (513) 433-2223
A,C,C,M,E*,M

Hewlett-Packard Co.
One Maritime Plaza, 5th Floor
720 Water Street
TOLEDO, OH 43604
Tel: (419) 242-2200
C

Hewlett-Packard Co.
675 Brookside Drive
WESTERVILLE, OH 43081
Tel: (614) 891-3344
C,C,M,E*

Oklahoma

Hewlett-Packard Co.
3525 N.W. 56th St.
Suite C-100
OKLAHOMA CITY, OK 73112
Tel: (405) 946-9499
C,E*,M

Hewlett-Packard Co.
3840 S. 103rd E. Ave., #100
TULSA, OK 74146
Tel: (918) 665-3300
A**,C,E,M*,P*

Oregon

Hewlett-Packard Co.
9255 S. W. Pioneer Court
WILSONVILLE, OR 97070
Tel: (503) 682-8000
A,C,E*,M

Pennsylvania

Hewlett-Packard Co.
50 Dorchester Rd.
HARRISBURG, PA 17112
Tel: (717) 657-5900
C

Hewlett-Packard Co.
111 Zeta Drive
PITTSBURGH, PA 15238
Tel: (412) 762-0400
A,C,E,M

Hewlett-Packard Co.
2730 Monroe Boulevard
VALLEY FORGE, PA 18462
Tel: (215) 666-9000
A,C,C,M,E,M

South Carolina

Hewlett-Packard Co.
Brookside Park, Suite 122
1 Harborway
COLUMBIA, SC 29210
Tel: (803) 732-0400
C,M

Hewlett-Packard Co.
545 N. Pleasantburg Dr.
Suite 100
GREENVILLE, SC 29607
Tel: (803) 232-9002
C

Tennessee

Hewlett-Packard Co.
One Energy Centr. Suite 200
Pelissippi Pkwy.
KNOXVILLE, TN 37932
Tel: (615) 966-4747
A,C,M

Hewlett-Packard Co.
3070 Directors Row
Directors Square
MEMPHIS, TN 38131
Tel: (901) 346-8370
A,C,M

Hewlett-Packard Co.
220 Great Circle Road, Suite 116
NASHVILLE, TN 37228
Tel: (615) 255-1271
A,C,E,M,P

Texas

Hewlett-Packard Co.
1826-Kramer Lane
AUSTIN, TX 78758
Tel: (512) 835-6771
C,E,P*

Hewlett-Packard Co.
5700 Cromo Dr
EL PASO, TX 79912
Tel: (915) 633-4400
C,E*,M**,*

Hewlett-Packard Co.
3952 Sandshell Drive
FORT WORTH, TX 76137
Tel: (817) 232-9500
C

Hewlett-Packard Co.
10535 Harwin Drive
HOUSTON, TX 77036
Tel: (713) 776-6400
A,C,E,M,P*

Hewlett-Packard Co.
3301 Royal Lane
IRVING, TX 75063
Tel: (214) 869-3377
C,E

Hewlett-Packard Co.
109 E. Toronto, Suite 100
MCALLEN, TX 78503
Tel: (512) 630-3030
C

Hewlett-Packard Co.
530 E. Campbell Rd.
RICHARDSON, TX 75081
Tel: (214) 231-6101
A,C,C,M,E,M,P*

Hewlett-Packard Co.
1020 Central Parkway South
SAN ANTONIO, TX 78232
Tel: (512) 494-9336
A,C,E,M,P*

Utah

Hewlett-Packard Co.
3530 W. 2100 South St.
SALT LAKE CITY, UT 84119
Tel: (801) 974-1700
A,C,E,M

Virginia

Hewlett-Packard Co.
840 Greenbrier Circle
Suite 101
CHESAPEAKE, VA 23320
Tel: (804) 424-7105
C,E,M

Hewlett-Packard Co.
4305 Cox Road
GLEN ALLEN, VA 23060
Tel: (804) 747-7750
A,C,E,M,P*

Hewlett-Packard Co.
Tanglewood West Bldg.
Suite 240
3959 Electric Road
ROANOKE, VA 24018
Tel: (703) 774-3444
C,E,P

Washington

Hewlett-Packard Co.
15815 S.E. 37th Street
BELLEVUE, WA 98006
Tel: (206) 643-4000
A,C,C,M,E,M

Hewlett-Packard Co.
North 708 Argonne Road
SPOKANE, WA 99212-2793
Tel: (509) 922-7000
C

West Virginia

Hewlett-Packard Co.
501 56th Street
CHARLESTON, WV 25304
Tel: (304) 925-0492
A,C,M

Wisconsin

Hewlett-Packard Co.
2705 N. Corporate Dr.
BROOKFIELD, WI 53005
Tel: (414) 794-8800
A,C,E*,M

URUGUAY

Pablo Ferrando S.A.C. e. l.
Avenida Italia 2877
Castilla de Correo 370
MONTEVIDEO
Tel: 80-3805
Telex: Public Booth 901
A,C,M,E,M



SALES & SUPPORT OFFICES

Arranged alphabetically by country

URUGUAY (Cont'd)

Olympia de Uruguay S.A.
Maquinas de Oficina
Avda. del Libertador 1997
Casilla de Correos 6644
MONTEVIDEO
Tel: 91-1809, 98-3807
Telex: 6342 OROU UY
P

VENEZUELA

Hewlett-Packard de Venezuela C.A.
3A Transversal Los Rulices Norte
Edificio Segre 2 & 3
Apartado 50933
CARACAS 1050
Tel: (582) 239-4133
Telex: 251046 HEWPACK
A,C,CM,E,M,P
Hewlett-Packard de Venezuela, C.A.
Centro Ciudad Comercial Tamanaco
Nivel C-2 (Nueva Etapa)
Local 53H05
Chuafo, **CARACAS**
Tel: 928291
P

Albis Venezolana S.R.L.
Av. Las Marías, Ota. Alix,
El Pedregal
Apartado 81025
CARACAS 1080A
Tel: 747984, 742146
Telex: 24009 ALBIS VC
A

Tecnologica Medica del Caribe, C.A.
Multicentro Empresarial del Este
Ave. Libertador
Edif. Libertador
Nucleo "C" - Oficina 51-52
CARACAS
Tel: 339867/333780
M

Hewlett-Packard de Venezuela C.A.
Residencias Tia Betty Local 1
Avenida 3 y con Calle 75
MARACAIBO, Estado Zulia
Apartado 2646
Tel: (5861) 80304
Telex: 62464 HPMAR
C,E*

Hewlett-Packard de Venezuela C.A.
Urb. Lomas de Este
Torre Trebol - Piso 11
VALENCIA, Estado Carabobo
Apartado 3347
Tel: (5841) 222992
C,P

YUGOSLAVIA

Do Hermes
General Zdanova 4
YU-11000 BEOGRAD
Tel: (011) 342 641
Telex: 11433
A,C,E,M,P

Do Hermes
Celovska 73
YU-61000 LJUBLJANA
Tel: (061) 553 170
Telex: 31583
A,C,E,M,P
Elektrotehna
Titova 51

YU-81000 LJUBLJANA
CM

Do Hermes
Kralja Tomislava 1
YU-71000 SARAJEVO
Tel: (071) 35 859
Telex: 41634
C** P

ZAIRE

Computer & Industrial Engineering
25, Avenue de la Justice
B.P. 12797
KINSHASA, Gombe
Tel: 32063
Telex: 21552
C,P

ZAMBIA

R.J. Tibury (Zambia) Ltd.
P.O. Box 32792
LUSAKA
Tel: 215590
Telex: 40128
E

ZIMBABWE

Field Technical Sales (Private) Limited
45, Kelvin Road North
P.O. Box 3458
SALISBURY
Tel: 705 231
Telex: 4-122 RH
E,P

August 1986



Manual Part Number 5955-3456
Printed in U.S.A. August 1987
E0887



**HEWLETT
PACKARD**