



DEPARTMENT: AGRICULTURE


Pesticides: disposing of empty containers



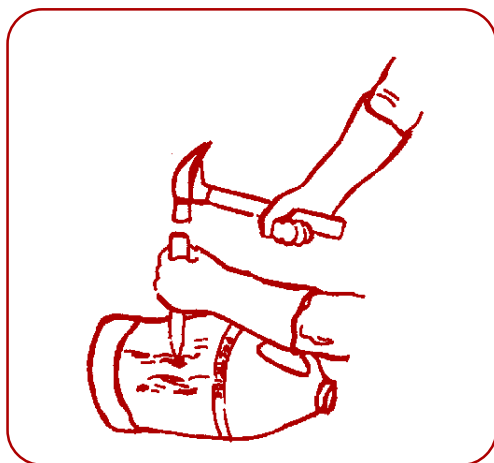
- Never pour pesticides into cooldrink bottles or food containers



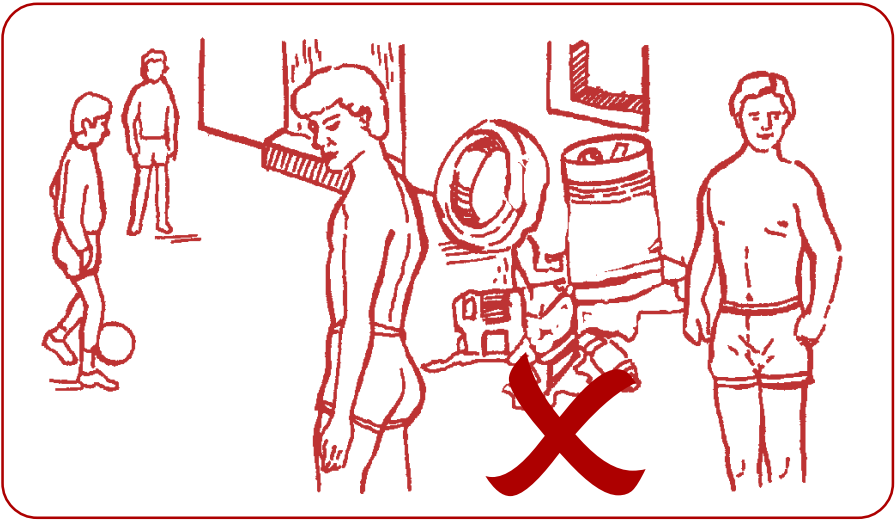
- Do not use pesticide containers or packaging materials for storing water or food



- Empty containers must be drained and rinsed **three times** with clean water:
 - Pour remaining pesticide into spray tank
 - Rinse with water and empty into spray tank



- Make holes into them so that they cannot be used again



- Do not dump containers in any place
- Bury them in a pit in the ground far from homes and animal pens
- The pit must be on ground that is relatively high and flat. The soil should not be too sandy



- The pit must be at least 50 m from any water source (river, dam, spring, borehole, etc)
- Line the pit with a 3 to 5 cm thick layer of lime
- Put flattened containers and other farm waste in the pit in layers of not more than 10 to 15 cm deep
- Cover the pit between deposits to prevent the contents from getting wet when it rains
- When the pit has been filled to a level 50 cm from the top, fill with compacted soil and top with a final mound so that rainwater can run off
- Put up a signpost in the area to indicate it as a disposal site



For further information contact AVCASA
Tel (011) 805 2000/70/79/85
Fax (011) 805 2222

or

The Registrar, Act No. 36 of 1947
Department of Agriculture
Tel (012) 319 7303
Fax (012) 319 6765

This publication is available on the web: www.nda.agric.za/publications

2002 (Revised)

Compiled by Directorate Agricultural Information Services, Department of Agriculture
in cooperation with AVCASA

Printed and published by the Department of Agriculture
and obtainable from Resource Centre, Directorate Agricultural Information Services
Private Bag X144, Pretoria, 0001 South Africa