

Clean Milk Production - Flipchart



Clean Milk Production - Flipchart

Publication date: 2002

Number of pages: 14

Publisher: *The Department of Veterinary and Animal Husbandry Extension, Rajiv Gandhi College of Veterinary and Animal Sciences, Kurumbapet, Pondicherry 605009, India*

Contents:


-  [1. Clean environment/Hygienic environment](#)
-  [2. Clean cattle shed](#)
-  [3. Clean milking animal](#)
-  [4. Washing the udder before milking](#)
-  [5. Clean milker](#)
-  [6. Clean milking vessels](#)
-  [7. Drying of vessels in sunlight](#)
-  [8. Inflammed udder - Important symptoms of mastitis](#)
-  [9. Right method of milking](#)



 [10: Filtration of milk](#)
[11: Preserving the milk in cool water before delivering to cooperative society](#)

1. Clean environment/Hygienic environment

[▲ Top](#)



Clean environment/Hygienic environment

இராஜீவ்காந்தி கால்நடை, மருத்துவ மற்றும் அறிவியல் கல்லூரி, பாண்டிச்சேரி



Clean Milk Production - Flipchart



Publication date: 2002

Number of pages: 14

Publisher: *The Department of Veterinary and Animal Husbandry Extension, Rajiv Gandhi College of Veterinary and Animal Sciences, Kurumbapet, Pondicherry 605009, India*

Contents:

1. [Clean environment/Hygienic environment](#)
2. [Clean cattle shed](#)
3. [Clean milking animal](#)
4. [Washing the udder before milking](#)
5. [Clean milker](#)
6. [Clean milking vessels](#)
7. [Drying of vessels in sunlight](#)
8. [Inflamed udder - Important symptoms of mastitis](#)
9. [Right method of milking](#)
10. **[Filtration of milk](#)**
11. [Preserving the milk in cool water before delivering to cooperative society](#)

10. Filtration of milk

[▲ Top](#)



© ஸ்காட்லாந்து அரசாங்கம். மருத்துவ மற்றும் சிறுவர்கள் அமைச்சர், ஸ்காட்லாந்து














Clean Milk Production - Flipchart

Publication date: 2002

Number of pages: 14

Publisher: *The Department of Veterinary and Animal Husbandry Extension, Rajiv Gandhi College of Veterinary and Animal Sciences, Kurumbapet, Pondicherry 605009, India*

Contents:

-  [1. Clean environment/Hygienic environment](#)
-  [2. Clean cattle shed](#)
-  [3. Clean milking animal](#)
-  [4. Washing the udder before milking](#)
-  [5. Clean milker](#)
-  [6. Clean milking vessels](#)
-  [7. Drying of vessels in sunlight](#)
-  [8. Inflammed udder - Important symptoms of mastitis](#)
-  [9. Right method of milking](#)
-  [10. Filtration of milk](#)
- 

11. Preserving the milk in cool water before delivering to cooperative society

11. Preserving the milk in cool water before delivering to cooperative society

[▲ Top](#)

குளிர்ந்த நீரில் பாதுகாத்தல்

Preserving the milk in cool water before
delivering to cooperative society



இரண்டுகாந்தி காலநடை, மருத்துவ மற்றும் அறிவியல் கல்வி, பாண்டிச்சேரி



Clean Milk Production - Flipchart



Publication date: 2002

Number of pages: 14

Publisher: *The Department of Veterinary and Animal Husbandry Extension, Rajiv Gandhi College of Veterinary and Animal Sciences, Kurumbapet, Pondicherry 605009, India*

Contents:

1. [Clean environment/Hygienic environment](#)
2. [Clean cattle shed](#)
3. [Clean milking animal](#)
4. [Washing the udder before milking](#)
5. [Clean milker](#)
6. [Clean milking vessels](#)
7. [Drying of vessels in sunlight](#)
8. [Inflammed udder - Important symptoms of mastitis](#)
9. [Right method of milking](#)
10. [Filtration of milk](#)
11. [Preserving the milk in cool water before delivering to cooperative society](#)

2. Clean cattle shed

▲ [Top](#)



கிராமியகாந்தி கல்நடை மருத்துவ மற்றும் அறிவியல் கல்லூரி, பாண்டிச்சேரி



Clean Milk Production - Flipchart

Publication date: 2002

Number of pages: 14

Publisher: *The Department of Veterinary and Animal Husbandry Extension, Rajiv Gandhi College of Veterinary and Animal Sciences, Kurumbapet, Pondicherry 605009, India*

Contents:

-  [1. Clean environment/Hygienic environment](#)
-  [2. Clean cattle shed](#)
-  [3. Clean milking animal](#)
-  [4. Washing the udder before milking](#)
-  [5. Clean milker](#)
-  [6. Clean milking vessels](#)
-  [7. Drying of vessels in sunlight](#)
-  [8. Inflammed udder - Important symptoms of mastitis](#)
-  [9. Right method of milking](#)
-  [10. Filtration of milk](#)
- 

[11. Preserving the milk in cool water before delivering to cooperative society](#)

3. Clean milking animal

[▲ Top](#)



Clean milking animal

சுத்தமான கால்நடை மருத்துவ மன்றம் அறிவிப்பு கல்வி, பாண்டிச்சேரி



Clean Milk Production - Flipchart



Publication date: 2002

Number of pages: 14

Publisher: *The Department of Veterinary and Animal Husbandry Extension, Rajiv Gandhi College of Veterinary and Animal Sciences, Kurumbapet, Pondicherry 605009, India*

Contents:

1. [Clean environment/Hygienic environment](#)
2. [Clean cattle shed](#)
3. [Clean milking animal](#)
4. **[Washing the udder before milking](#)**
5. [Clean milker](#)
6. [Clean milking vessels](#)
7. [Drying of vessels in sunlight](#)
8. [Inflammed udder - Important symptoms of mastitis](#)
9. [Right method of milking](#)
10. [Filtration of milk](#)
11. [Preserving the milk in cool water before delivering to cooperative society](#)

4. Washing the udder before milking

▲ [Top](#)



கிராமீவகாந்தி காங்கிரஸ், மருத்துவ மற்றும் ஆரோக்கியக் கல்வி, பாண்டிச்சேரி














Clean Milk Production - Flipchart

Publication date: 2002

Number of pages: 14

Publisher: *The Department of Veterinary and Animal Husbandry Extension, Rajiv Gandhi College of Veterinary and Animal Sciences, Kurumbapet, Pondicherry 605009, India*

Contents:

-  [1. Clean environment/Hygienic environment](#)
-  [2. Clean cattle shed](#)
-  [3. Clean milking animal](#)
-  [4. Washing the udder before milking](#)
-  **[5. Clean milker](#)**
-  [6. Clean milking vessels](#)
-  [7. Drying of vessels in sunlight](#)
-  [8. Inflammed udder - Important symptoms of mastitis](#)
-  [9. Right method of milking](#)
-  [10. Filtration of milk](#)
- 

[11. Preserving the milk in cool water before delivering to cooperative society](#)

5. Clean milker

[▲ Top](#)



இராஜீவ்காந்தி காங்கிரஸ். மருத்துவ மற்றும் அறிவியல் கல்வி, பாண்டிச்சேரி



Clean Milk Production - Flipchart



Publication date: 2002

Number of pages: 14

Publisher: *The Department of Veterinary and Animal Husbandry Extension, Rajiv Gandhi College of Veterinary and Animal Sciences, Kurumbapet, Pondicherry 605009, India*

Contents:

- 1. [Clean environment/Hygienic environment](#)
- 2. [Clean cattle shed](#)
- 3. [Clean milking animal](#)
- 4. [Washing the udder before milking](#)
- 5. [Clean milker](#)
- 6. **[Clean milking vessels](#)**
- 7. [Drying of vessels in sunlight](#)
- 8. [Inflammed udder - Important symptoms of mastitis](#)
- 9. [Right method of milking](#)
- 10. [Filtration of milk](#)
- 11. [Preserving the milk in cool water before delivering to cooperative society](#)

6. Clean milking vessels

[▲ Top](#)



சுத்தமான பாஷ் பாத்திரம்

Clean milking vessels

திராவிட்காந்தி கால்நடை, மருத்துவ மற்றும் அறிவியல் கல்லூரி, பாண்டிச்சேரி



Clean Milk Production - Flipchart

Publication date: 2002

Number of pages: 14

Publisher: *The Department of Veterinary and Animal Husbandry Extension, Rajiv Gandhi College of Veterinary and Animal Sciences, Kurumbapet, Pondicherry 605009, India*

Contents:

-  [1. Clean environment/Hygienic environment](#)
-  [2. Clean cattle shed](#)
-  [3. Clean milking animal](#)
-  [4. Washing the udder before milking](#)
-  [5. Clean milker](#)
-  [6. Clean milking vessels](#)
-  **[7. Drying of vessels in sunlight](#)**
-  [8. Inflammed udder - Important symptoms of mastitis](#)
-  [9. Right method of milking](#)
-  [10. Filtration of milk](#)
- 

[11. Preserving the milk in cool water before delivering to cooperative society](#)

7. Drying of vessels in sunlight

[▲ Top](#)



Drying of vessels in sunlight

இரண்டாம்நிலை கால்நடை மருத்துவ மற்றும் இனவியல் கல்வியறிவு, ஸாண்டர்சுரி



Clean Milk Production - Flipchart



Publication date: 2002

Number of pages: 14

Publisher: *The Department of Veterinary and Animal Husbandry Extension, Rajiv Gandhi College of Veterinary and Animal Sciences, Kurumbapet, Pondicherry 605009, India*

Contents:

- 1. [Clean environment/Hygienic environment](#)
- 2. [Clean cattle shed](#)
- 3. [Clean milking animal](#)
- 4. [Washing the udder before milking](#)
- 5. [Clean milker](#)
- 6. [Clean milking vessels](#)
- 7. [Drying of vessels in sunlight](#)
- 8. [Inflamed udder - Important symptoms of mastitis](#)
- 9. [Right method of milking](#)
- 10. [Filtration of milk](#)
- 11. [Preserving the milk in cool water before delivering to cooperative society](#)

8. Inflammed udder - Important symptoms of mastitis

▲ [Top](#)








Clean Milk Production - Flipchart

Publication date: 2002

Number of pages: 14

Publisher: *The Department of Veterinary and Animal Husbandry Extension, Rajiv Gandhi College of Veterinary and Animal Sciences, Kurumbapet, Pondicherry 605009, India*

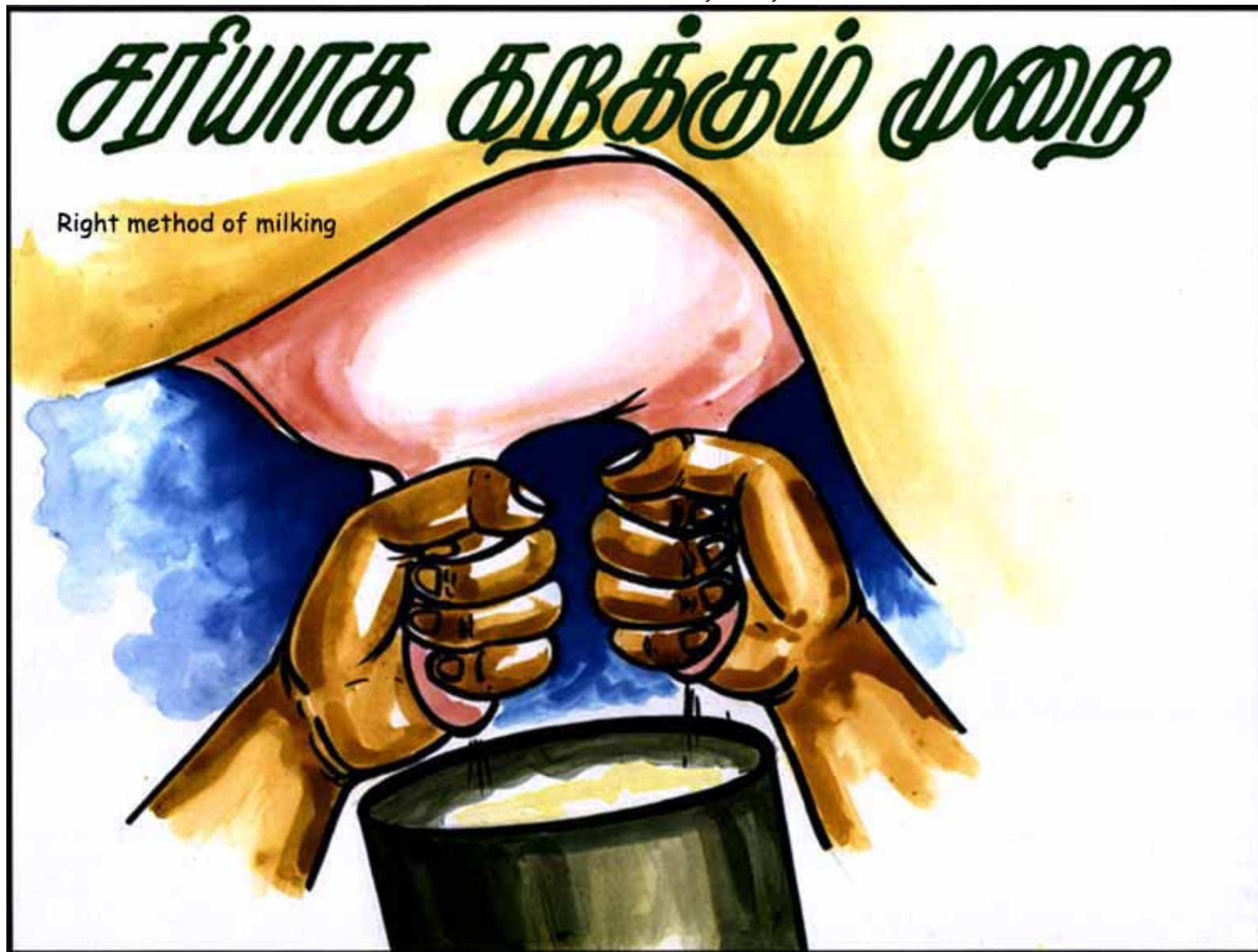
Contents:

-  [1. Clean environment/Hygienic environment](#)
-  [2. Clean cattle shed](#)
-  [3. Clean milking animal](#)
-  [4. Washing the udder before milking](#)
-  [5. Clean milker](#)
-  [6. Clean milking vessels](#)
-  [7. Drying of vessels in sunlight](#)
-  [8. Inflammed udder - Important symptoms of mastitis](#)
-  [9. Right method of milking](#)
-  [10. Filtration of milk](#)
- 

[11. Preserving the milk in cool water before delivering to cooperative society](#)

9. Right method of milking

[▲ Top](#)



Right method of milking

செயல்பாட்டுத் திட்டத்தை, மருத்துவ மன்றம் சிறிவில்லம் எலிசாபெத், மதுரை-605 001



Clean Milk Production - Flipchart



Publication date: 2002

Number of pages: 14

Publisher: *The Department of Veterinary and Animal Husbandry Extension, Rajiv Gandhi College of Veterinary and Animal Sciences, Kurumbapet, Pondicherry 605009, India*

Contents:

1. [Clean environment/Hygienic environment](#)
2. [Clean cattle shed](#)
3. [Clean milking animal](#)
4. [Washing the udder before milking](#)
5. [Clean milker](#)
6. [Clean milking vessels](#)
7. [Drying of vessels in sunlight](#)
8. [Inflammed udder - Important symptoms of mastitis](#)
9. [Right method of milking](#)
10. [Filtration of milk](#)
11. [Preserving the milk in cool water before delivering to cooperative society](#)

Clean Milk Production - Flipchart

[▲ Top](#)

***Designed and Published by
The Department of Veterinary and Animal Husbandry Extension, Rajiv Gandhi
College of Veterinary and Animal Sciences, Kurumbapet, Pondicherry 605009.
India.***

***Supported by
The British Council under the GAD Small Project (2001-2002)***

