

1576bs.jpg



1680bs.jpg





1695s.jpg

1697bs.jpg

3229s.jpg

3408s.jpg

3409s.jpg

3410s.jpg

A Study on PRIVATE UNIVERSITIES in Africa

outcome mapping

10651168301Photo_2003-10-02.jpg

10669119803Photo_2003-10-23.jpg

10687305663Photo_Computers-Colombia.jpg

10687372783Photo_RITS.jpg

10688295203Photo_Senegal-Sahel.JPG

10688442693Photo_Somos-Telecentros.jpg

10689086473Photo_Senegal-Sahel.JPG

10689152793Photo_LatinAmerica-Collection.jpg

10691676023ict_8557.jpg

10708992993Photo_2003-11-27.jpg

10735755003Photo_2004-01-08.jpg

10766906723Photo_2004-02-13a.jpg

10766911703Photo_2004-02-13.jpg

10778277173Photo_2004-02-26.jpg

10820368603Photo_Senegal-Sahel.JPG

10874853103Photo_2004-06-17.jpg

10893937753Photo_2004-07-09.jpg

10905250393Photo_2004-07-23a.jpg

10939866543Photo_SchoolNet-Q.jpg

10959597083case2_pic4.jpg

10990586693Photo_2004-10-29.jpg

11008719163Photo_2004-11-19.jpg

11020054573Photo_2004-12-01.jpg

11057171001ESARO.jpg

11068599611gender_pove_256_0.jpg

IDRC CRDI

INTERNATIONAL DEVELOPMENT RESEARCH CENTRE

Partnering for Progress

Canada

11072677063Photo 2005-02-01.jpg

11090985753Photo_2005-02-22.jpg

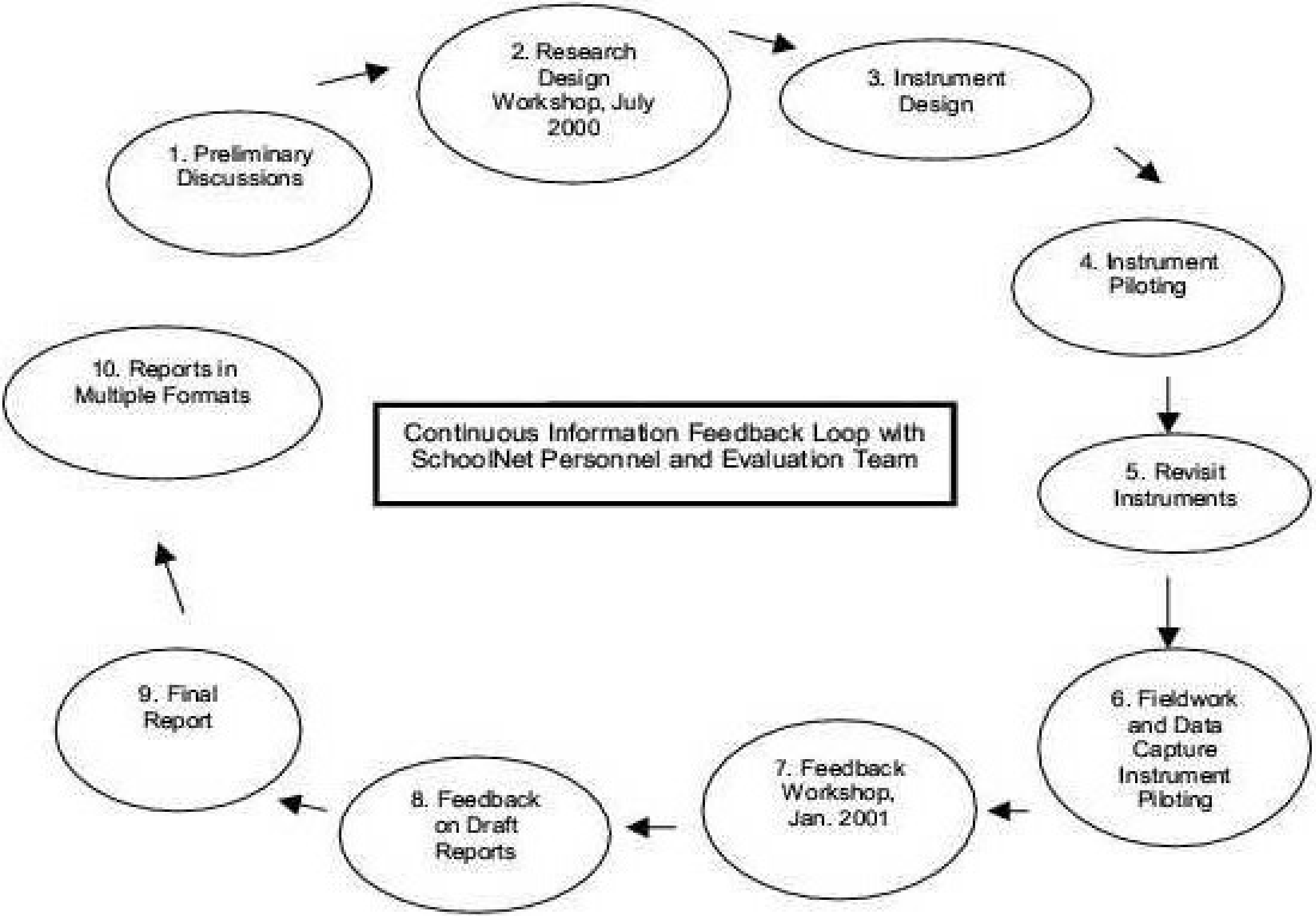
1. Preliminary Discussions
2. Research Design Workshop, July 2000
3. Instrument Design
4. Instrument Piloting
5. Revisit Instruments
6. Fieldwork and Data Capture Instrument Piloting
7. Feedback Workshop, Jan. 2001
8. Feedback on Draft Reports
9. Final Report
10. Reports in Multiple Formats
Continuous Information Feedback Loop with SchoolNet Personnel and Evaluation Team

Country	Project Title	Phase of SchoolNet	Brief Description	Project Value (CAD)	Project Duration
Angola	School Networking in Angola	Early start-up	Connectivity with three urban schools.	31 871	6 months
Lesotho	Application of ICTs in Schools and Rural Training Centres	Early start-up	Introduction of the concept of school networking and providing sites to show how the use of ICTs can be of benefit to education.	27 500	1 year
Mozambique	Introduction of ICTs in Secondary Schools in Mozambique	Start-up	Introduction of computer literacy into secondary education.	437 855	3 years
Namibia	Support to SchoolNet Namibia Implementation	Late start-up/early implementation	Support for the development of business and strategic plans for the establishment of SchoolNet Namibia.	50 000	1 year

11092107711infocommuni_67_la_8[1].jpg

Cyber Club	PCs	Power Back-up	Printer	Scanner	Modem	Digital Camera	Telephone	Students per PC
Delafosse	3	1	1	1	1	1	1	457
Diofflor	6	–	1	1	1	1	1 (CEM line)	126
Kaffrine	6	1	1	–	1	–	1	1,434
Kolda	6	1	1	–	1	–	1	700
Oussouye	6	1	1	–	1	–	1	170
Saint-Louis	6	1	1	–	1	–	1	1,371
Tivaouane	11	1	1	–	1	–	1	131
TOTAL	44	6	7	2	7	2	7	

11092114451infocommuni_178_la_12[1].jpg

Cyber Clubs	Students	Teachers	Type of Training							
			computer training (%)				Internet Training (%)			
			Students	Teachers	Admin	Others	Students	Teachers	Admin	Others
Delafosse	1,300	–	87 (6.6)	6	0	–	45 (3.4)	4	0	–
Dioffior	719	16	300 (41.7)	30 (187)	6	8	2 (0.2)	25 (187)	2	4
Kaffrine	1,383	51	26 (1.8)	12 (24)	5	–	15 (1.1)	5 (24)	2	–
Kolda	700	–	72 (10.2)	–	–	–	12 (2.5)	–	–	–
Oussouye	1,032	50	205 (19.8)	12 (24)	7	13	51 (4.9)	12 (24)	7	9
Saint-Louis	1,300	72	135 (10.4)	18 (25)	3	28	10 (0.7)	18 (25)	1	–
Tivaouane	1,400	45	200 (11.1)	15 (33)	1	–	60 (4.2)	15 (33)	1	–

11092116311infocommuni_188_la_14[1].jpg

11123821513Photo_2005-04-04.jpg



LACRO

Tel: (+598-2) 7090042
Fax: (+598-2) 7086776

Avenida Brasil 2655
11.300 Montevideo
Uruguay

Wastewater Use in Irrigated Agriculture

Confronting the Livelihood and Environmental Realities

Edited by C.A. Scott, N.I. Faruqui and L. Raschid-Sally

IWMI
IDRC CRDI
CABI Publishing

IDRC CRDI

Connectivity Africa

infobook

Connecting Africa to opportunity through information and communication technologies

11201399823father_and_son.jpg

11205863083Boy_at_computer.jpg

11237871523Farmer_in_field.jpg



INTERNATIONAL DEVELOPMENT RESEARCH CENTRE

IDRC Awards and Competitions

Canada

IDRC CRDI


IDRC CRDI
Canada
Awards/Competitions
Application Deadlines and Level
www.idrc.ca/awards

IDRC CRDI






IDRC Annual Report 2004–2005

INTERNATIONAL
DEVELOPMENT
RESEARCH
CENTRE

Canada

تحتوي صفحة الإنترنت الخاصة بمركز البحوث للتنمية الدولية على بعض الموضوعات باللغة العربية

11298230833arabic.jpg

11300507891All_staff_picture-resized.jpg



11335361741AEA-CES_conference.jpg

11344882893textile_300.jpg

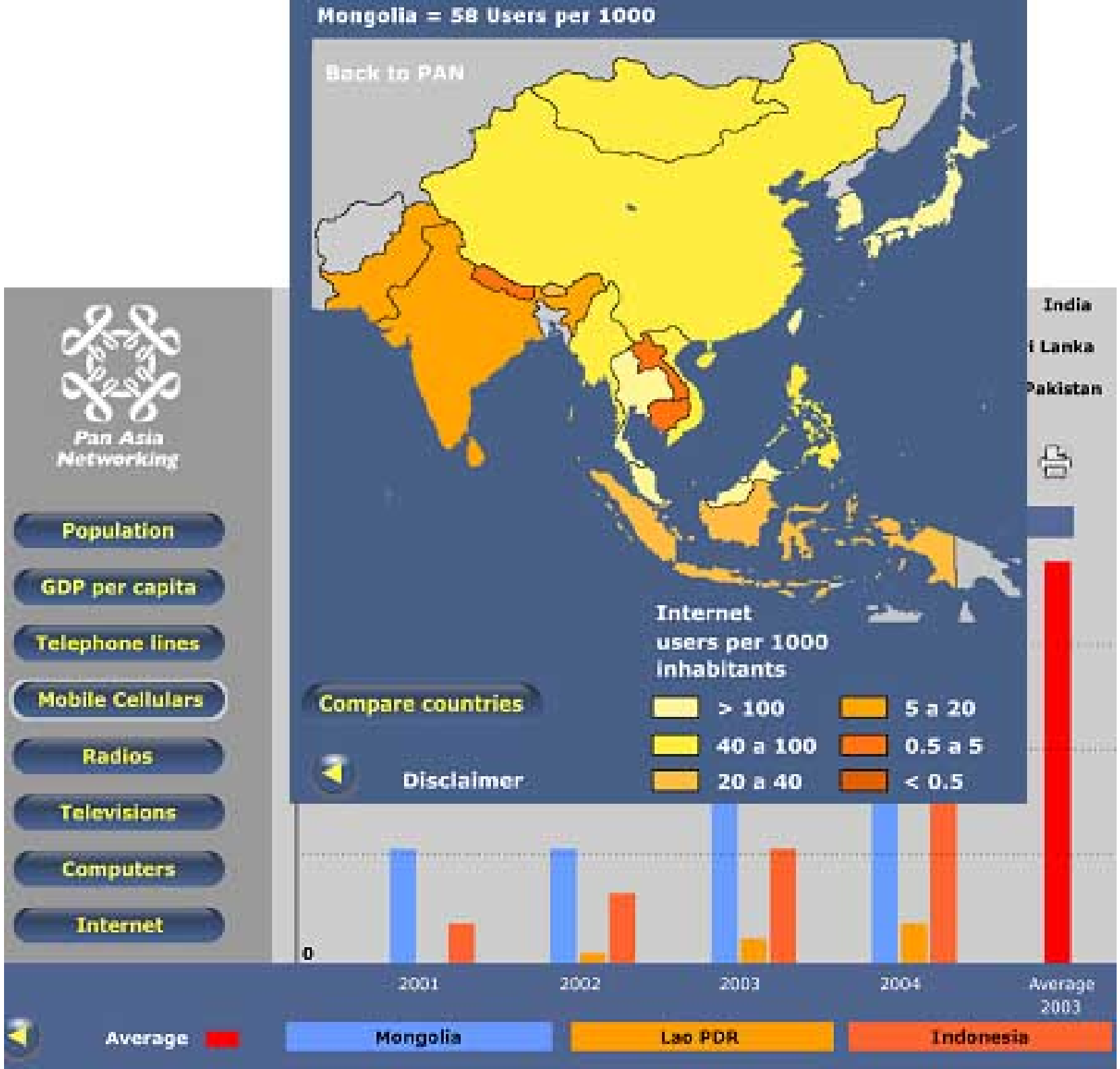
Mongolia = 58 Users per 1000
Back to PAN
Pan Asia Networking
Population
GDP per capita
Telephone lines
Mobile Cellulars
Radios
Televisions
Computers
Internet
Compare countries
Disclaimer
Internet users per 1000 inhabitants
> 100
40 a 100
20 a 40
5 a 20
0.5 a 5
< 0.5
India
Lanka
Pakistan
0
2001
2002
2003
2004
Average 2003
Average
Mongolia
Lao PDR
Indonesia

11370031113Bhutan_Teachers.jpg

11374460771FAQ_internet.jpg

IDRC CRDI
International Development Research Centre
Centre de recherches pour le développement international

KIPnews

Kenya ICT Policy Project Bulletin

No.1 December 2003

There is a time for everything

The time is now and the place is KENYA. The International Development Research Centre is putting its pioneering experience in ICTs programming to good use in Kenya. In October 2003, a project to support the completion and implementation of a robust Information and Communication Technologies policy was started. This news bulletin is the first in a series through which we hope to share quarterly news as well as views on issues of ICTs as they unfold in Kenya and around the region. We will be delighted to hear from you. Send us your views about the bulletin and your news. Florence Etta

❑In this issue:

Project News

New Kid on the Block

The Kenya ICT Policy project is funded and directed by the Acacia and Connectivity programme initiative of the Canadian International Development Research Centre. It seeks to:

- Support the implementation of the National ICT Policy
- Research the social, technological and institutional structures required for successful ICT policy implementation
- Support the creation, institutionalization and application of indicators and parameters for monitoring progress
- Document, measure and share the learning in the development and implementation of the National ICT policy

Project activities

- Mainstreaming the ICT policy;
- Researching the required social, technological and institutional structures;
- Developing the ICT policy implementation plans;
- Supporting ICT capacity development in top and senior Government officers;
- Developing and testing monitoring indicators and standards; and
- Documenting and sharing the experiences in ICT policy development and implementation.

Project schedule

The project is to be completed in two phases. The initial 12 months from October 2003 until September 2004 will be supported by IDRC. It is expected that other development partners will support the second phase which is planned to continue until July 2005 to coincide with the first phase of the Economic Recovery Strategy process of the Kenyan government. The project is being implemented by organs of the Government of Kenya.

Florence Etta (**aka** Mama ICT) **Project Coordinator**

KIPsakes

KIPnews, KIPlist and KIPdb

KIP stands for Kenya ICT Policy Project. The project has created KIPnews our quarterly news bulletin to keep you informed of project and project related news. KIPlist is the project vehicle for generating and sharing ideas and for keeping discussions alive. KIPlist is to be used both as a mailing and discussion list and KIPdb is the project database of all our contacts. KIPlist can be accessed by email as: kiplist-cl@lyris.idrc.ca .
E-mail us your contacts if you wish to be included in the list or data base.

ICT Donor Roundtable launched

An ICT Donor Roundtable has been created in Kenya. This is the brainchild of Florence Etta the project co-ordinator. The first ICT Donor roundtable took place on Friday 5th December 2003. Representatives of development partners with projects in ICTs were enthusiastic and described it as on time and long overdue. It is planned to be a forum for regular updates of donor activity in the country and region which will help collaboration and coordination among development partners and reduce unnecessary project duplications. A second meeting has been scheduled for February 2004.
If your are supporting any ICT project in Kenya or in the region and consider yourself a **Donor** you are invited to the next meeting.
For more details contact **Ben Makai**, IDRC, Kenya; 254-20-2713160-1;E-mail: bmakai@idrc.or.ke

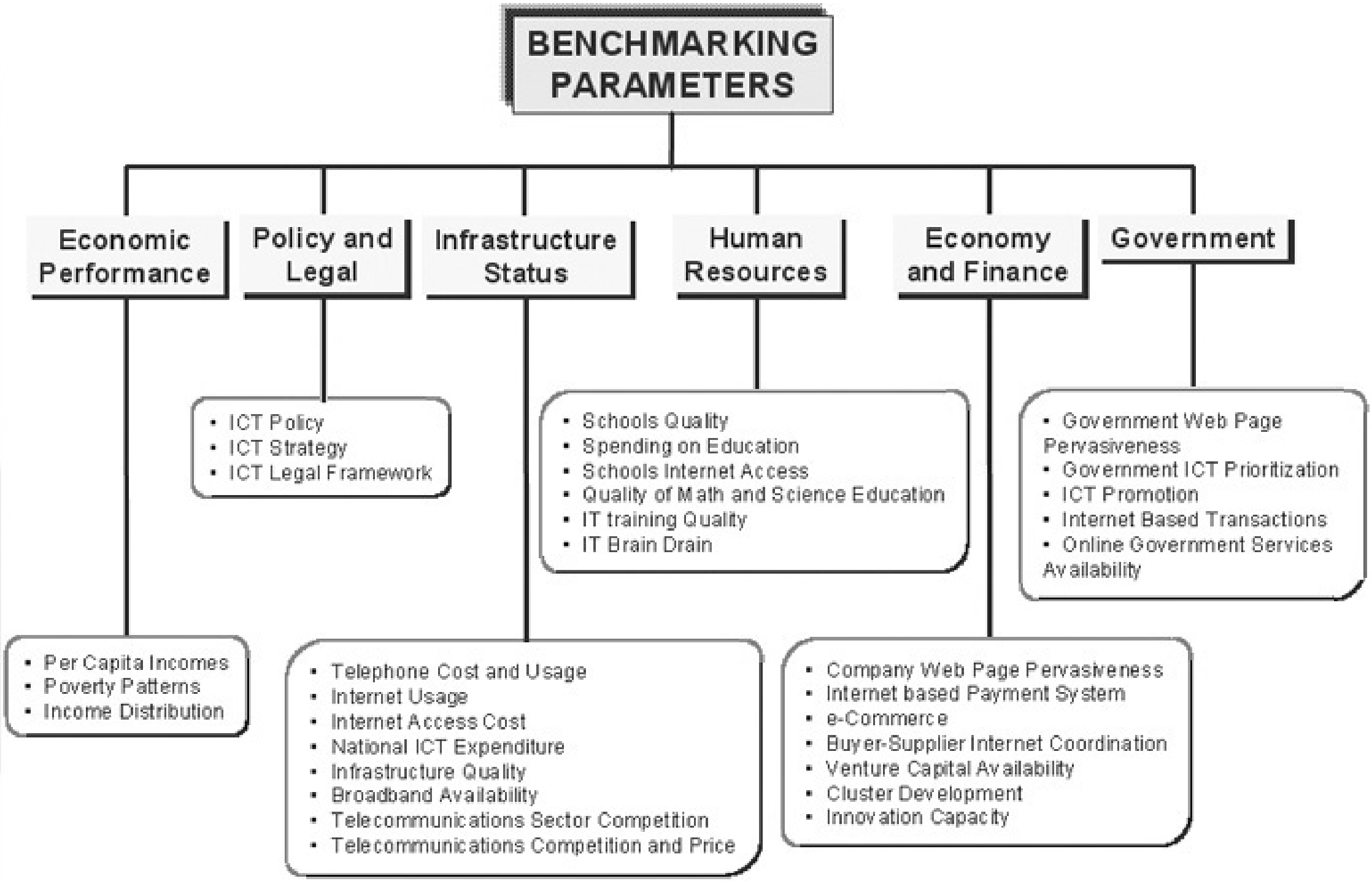

11378171291f0258-01.jpg

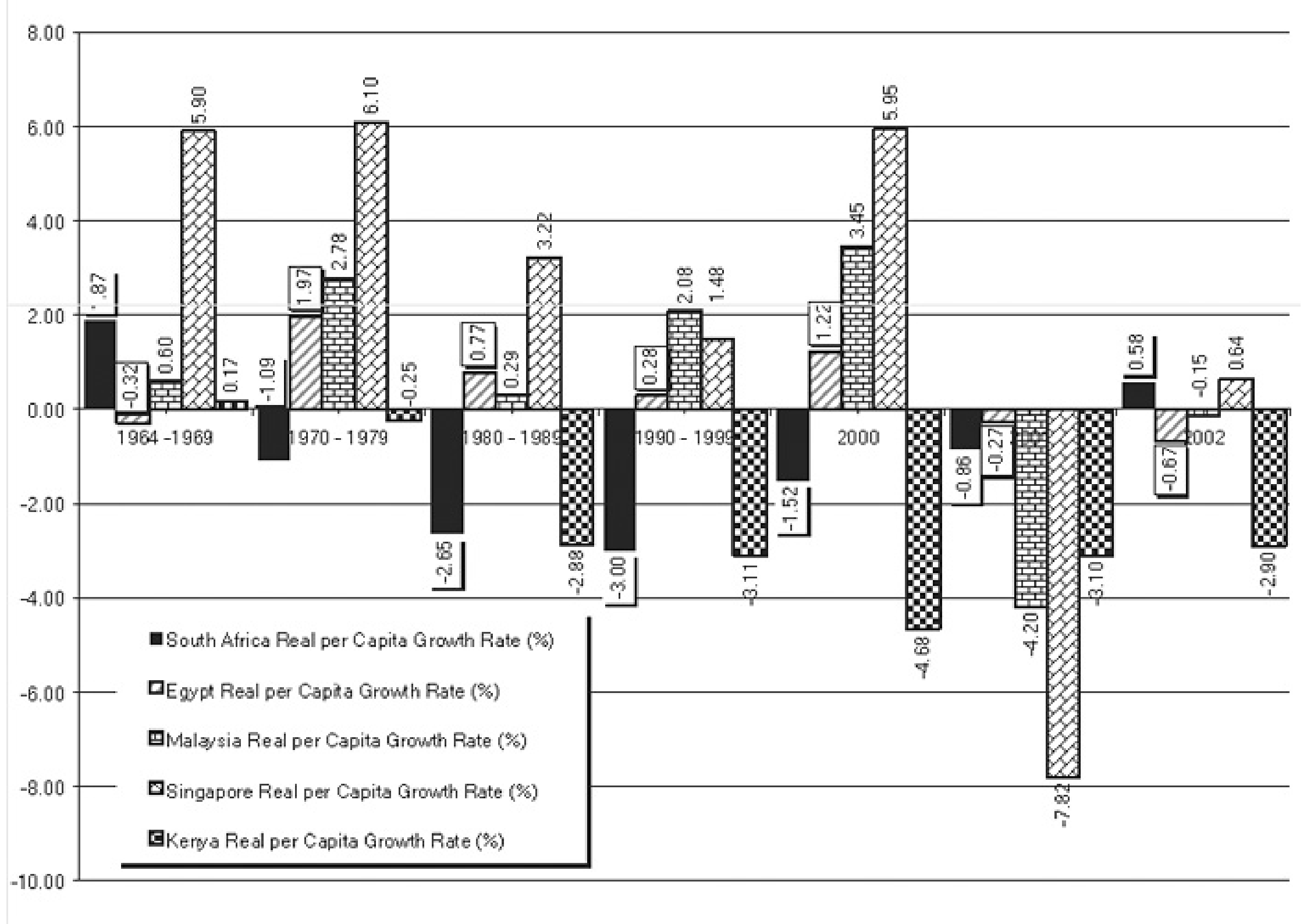
8.00
6.00
4.00
2.00
0.00
-2.00
-4.00
-6.00
-8.00
-10.00
1964 -1969
1970 - 1979
1980 - 1989
1990 - 1999
2000
2002
.87
-0.32
0.60
5.90
0.17
-1.09
1.97
2.78
6.10
-0.25
-2.65
0.77
0.29
3.22
-2.88
-3.00
0.28
2.08
1.48
-3.11
-1.52
1.22
3.45
5.95
-4.68
-0.86
-0.27
-4.20
-7.82
-3.10
0.58
-0.67
-0.15
0.64
-2.90
South Africa Real per Capita Growth Rate (%)
Egypt Real per Capita Growth Rate (%)
Malaysia Real per Capita Growth Rate (%)
Singapore Real per Capita Growth Rate (%)
Kenya Real per Capita Growth Rate (%)

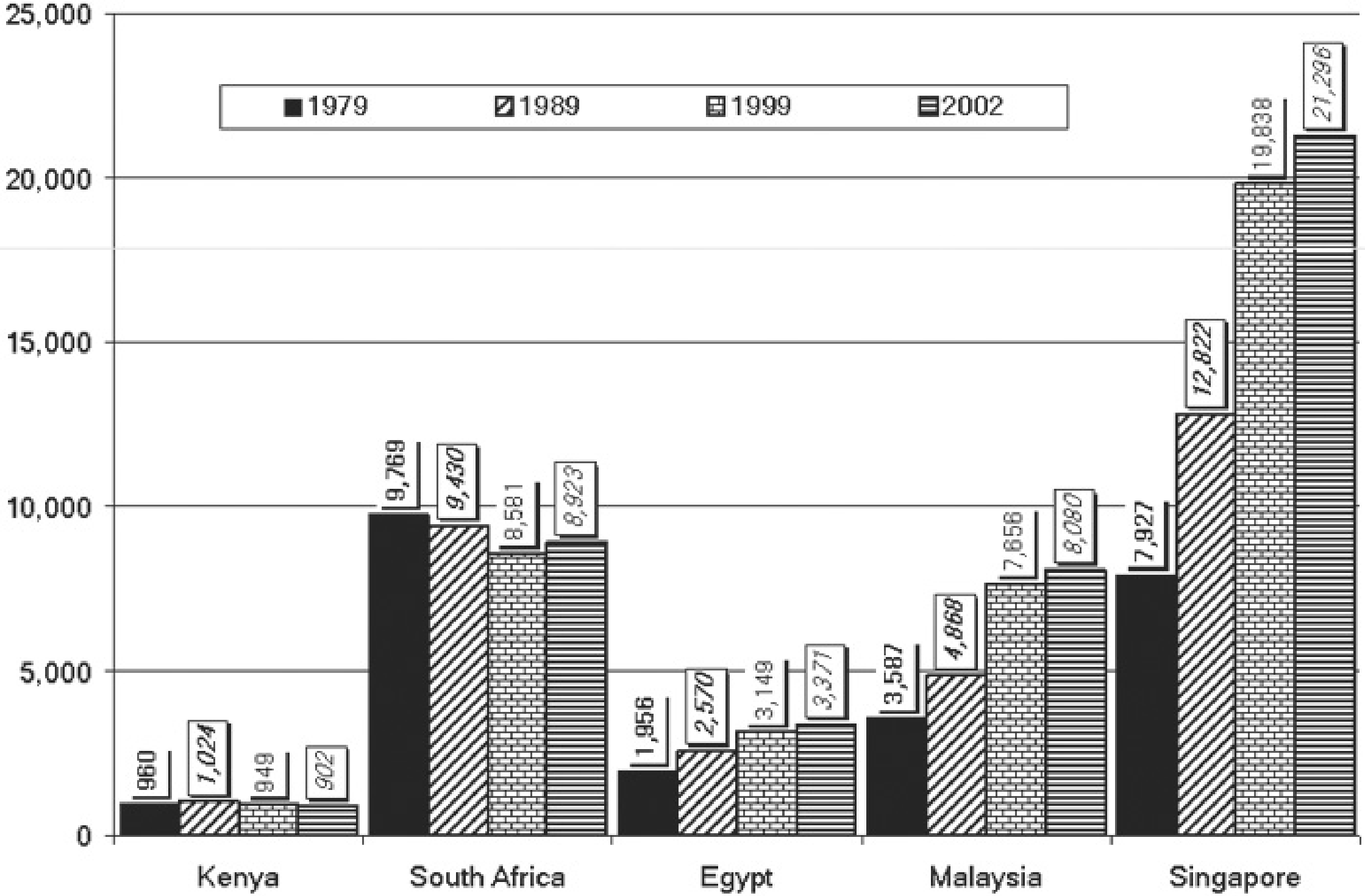

1137817176 1f0260-01.jpg

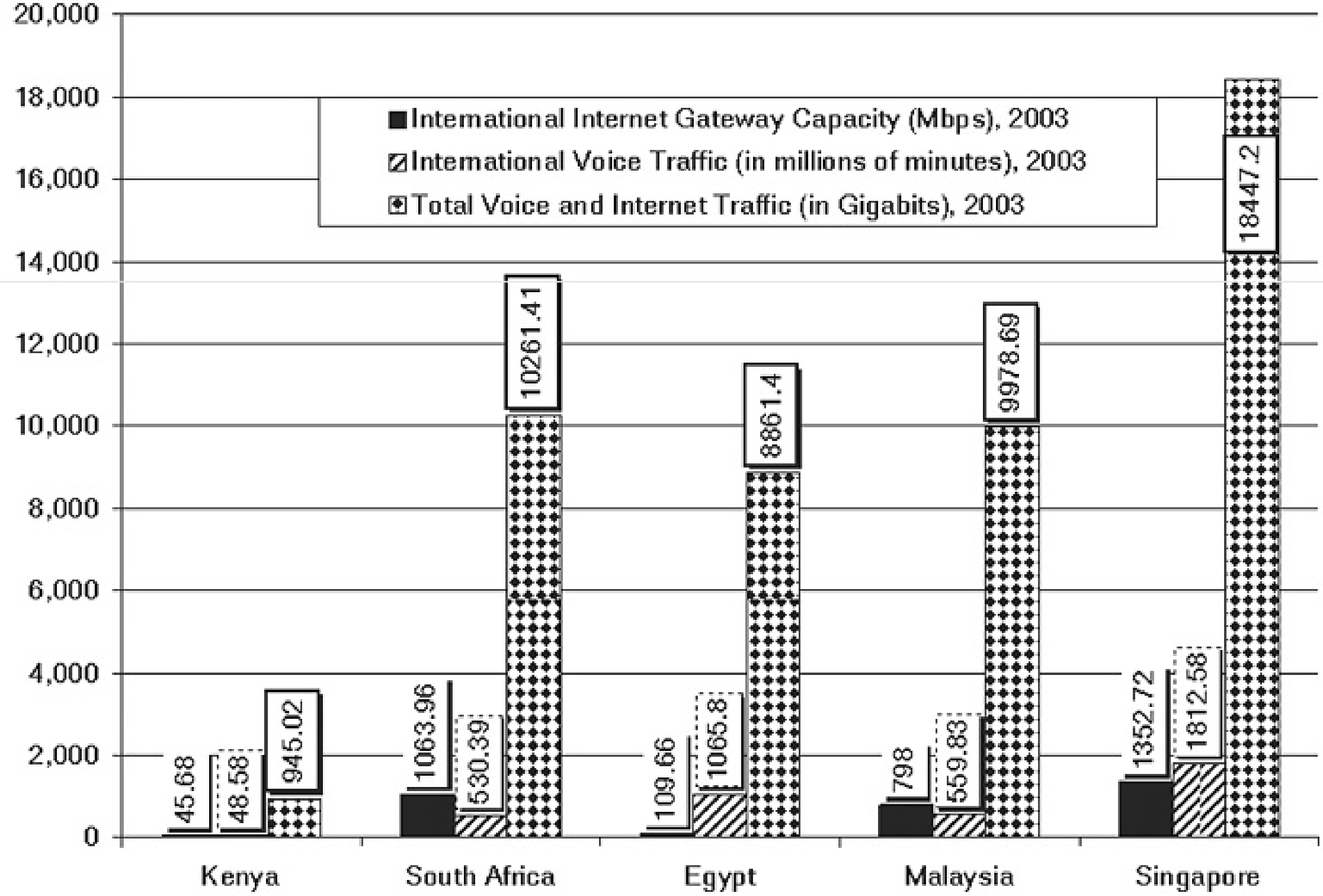
20,000
18,000
16,000
14,000
12,000
10,000
8,000
6,000
4,000
2,000
0
International Internet Gateway Capacity (Mbps), 2003
International Voice Traffic (in millions of minutes), 2003
Total Voice and Internet Traffic (in Gigabits), 2003
45.68
48.58
945.02
1063.96
530.39
10261.41
109.66
1065.8
8861.4
798
559.83
9978.69
1352.72
1812.58
18447.2
Kenya
South Africa
Egypt
Malaysia
Singapore

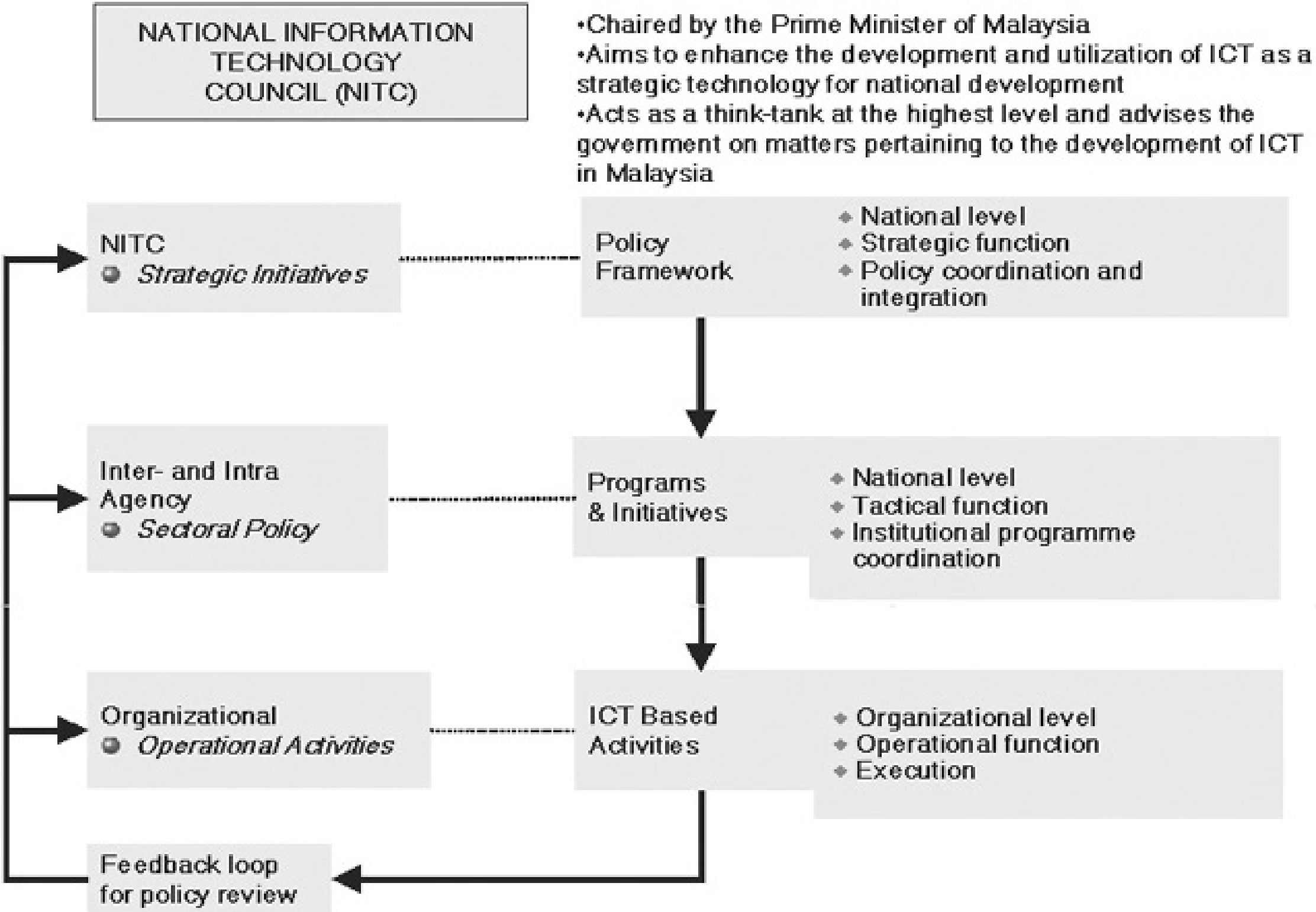
NATIONAL INFORMATION TECHNOLOGY COUNCIL (NITC)
•Chaired by the Prime Minister of Malaysia
•Aims to enhance the development and utilization of ICT as a strategic technology for national development
•Acts as a think-tank at the highest level and advises the government on matters pertaining to the development of ICT in Malaysia
NITC
Strategic Initiatives
Policy Framework
National level
Strategic function
Policy coordination and integration
Inter- and Intra Agency
Sectoral Policy
Programs & Initiatives
National level
Tactical function
Institutional programme coordination
Organizational
Operational Activities
ICT Based Activities
Organizational level
Operational function
Execution
Feedback loop for policy review

11378769461image001.jpg

11378789561f0065-01.jpg

11378807291f0099-01.jpg

11378857681f0225-01.jpg

11380738781f0007-01.jpg


MIKE
SPC
SPC

11380780151f0126-01.jpg

11380797361f0211-01.jpg

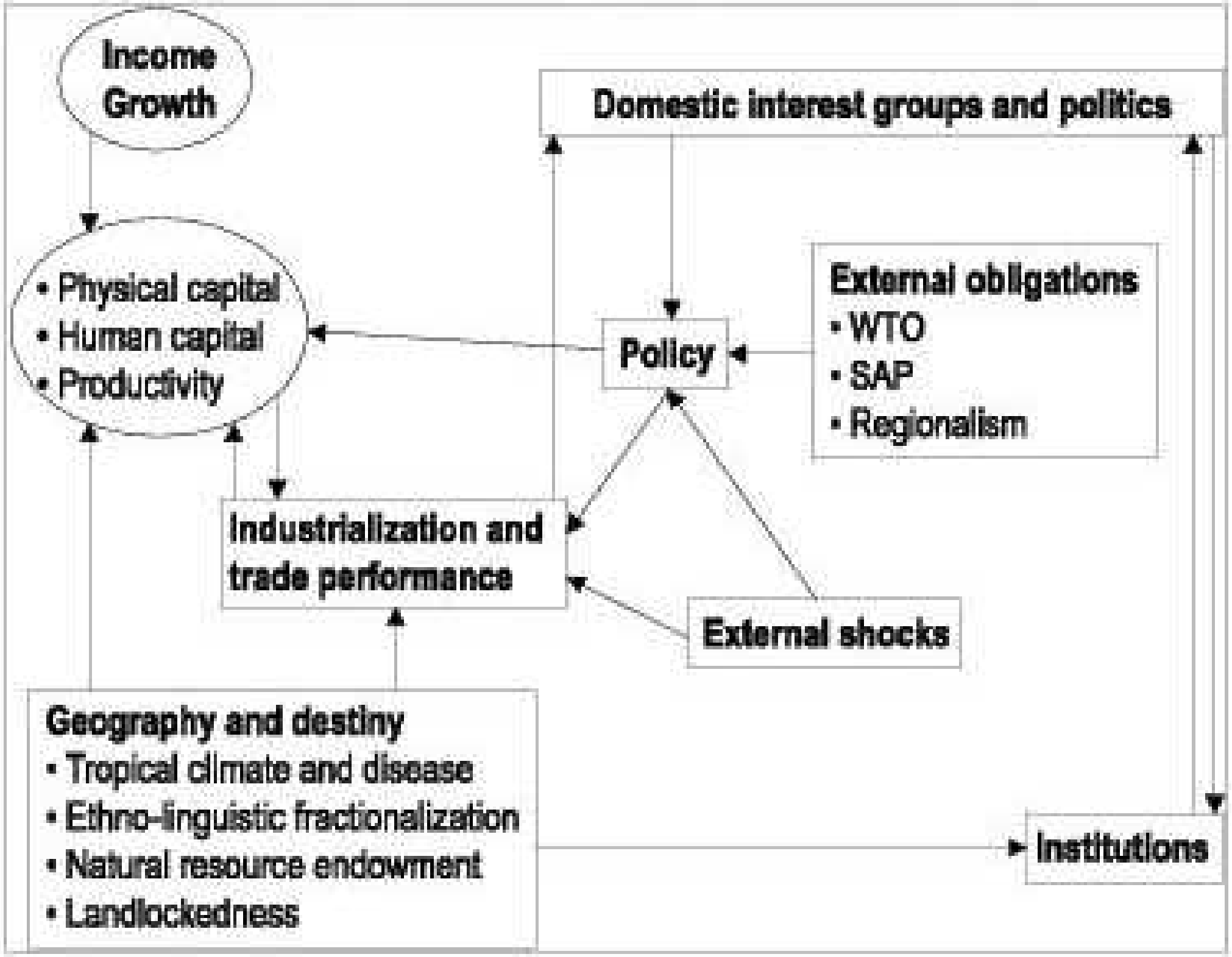
Income Growth
Domestic interest groups and politics
• Physical capital
• Human capital
• Productivity
Policy
External obligations
• WTO
• SAP
• Regionalism
Industrialization and trade performance
External shocks
Geography and destiny
• Tropical climate and disease
• Ethno-linguistic fractionalization
• Natural resource endowment
• Landlockedness
Institutions

CENTRO INTERNACIONAL DE LA PAPA

CIP

UPWARD

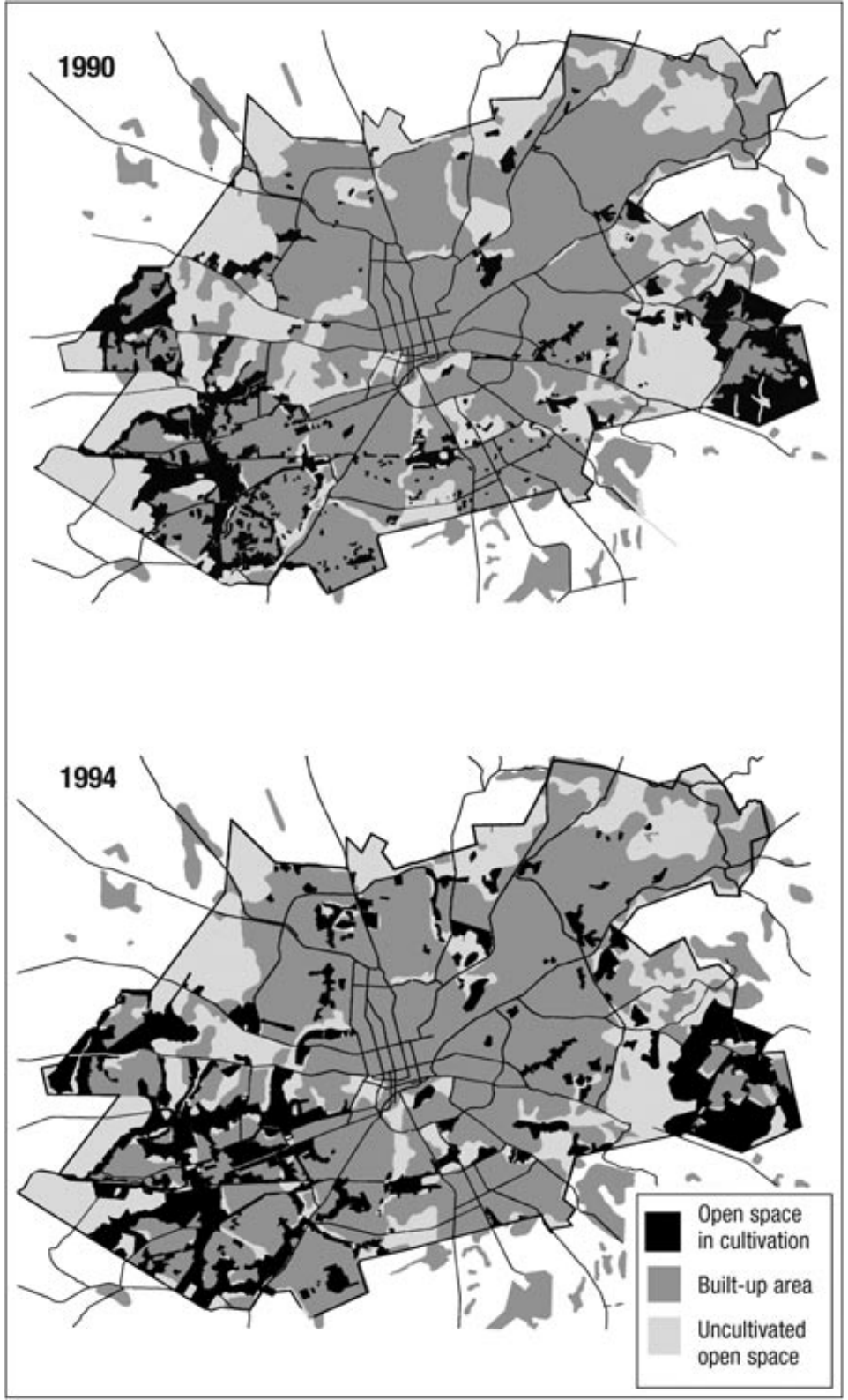
1990
1994
Open space in cultivation
Built-up area
Uncultivated open space

11438157263choral.jpg

11446979083bednet.jpg

IDRC CRDI

RESEARCH FOR ACTION ON THE FCTC
Report of a Small Grants Research Competition

Jointly funded by

Research for Tobacco Control of
the International Development Research Centre,
the American Cancer Society,
the Canadian Tobacco Control Research Initiative,
and Cancer Research UK

Canada

11483972133ethiopia_3.jpg






A l'attention du CRDI et autres partenaires techniques et financiers

11503096473money.jpg

11510854283writing2_internet.jpg

11526257351AIDS_pon_300_x_300.jpg

11526258731Orphans_300x300.jpg

11527270261IAS_banner_toronto2.jpg


I Don't Cure
AIDS!

Toronto Time

11531615991toronto_clock.JPG

11533189473bveans.jpg

Coastal Resource Management in the Wider Caribbean

The Caribbean Sea is the second largest sea in the world, including more than 30 insular and continental countries with an approximate population of 35 million. In addition to its highly fractionalized territory, it is characterized by a great linguistic and cultural diversity, a phenomenon enhanced by increasing internal migrations and the expansion of tourism. The implementation of coastal management programs, often embedded in top-down approaches, is therefore faced with a series of ecological and social constraints, explaining why they have had only limited success.

This book presents an alternative look at existing coastal management initiatives in the Caribbean, focusing on the need to pay more attention to the local community. Emphasizing the great heterogeneity of Caribbean communities, the book shows how the diversity of ecosystems and cultures has generated a significant resilience and capacity to adapt, in which the notion of community itself has to be re-examined. The concluding chapter presents lessons learned and a series of practical recommendations for decision-makers.

Yvan Breton is Professor in the Department of Anthropology, Université Laval, Canada. **Brian Davy** is Senior Program Specialist at the International Development Research Centre, Canada. **David N. Brown** is a Sociologist and **Milton Haughton** is a Biologist at the Caricom Regional Fisheries Mechanism, Belize. **Luis Ovares** is a Professor in the Department of Sociology, Universidad Nacional, Costa Rica.

Ian Randle Publishers
Kingston • Miami
www.ianrandlepublishers.com

IDRC CRDI

ISBN 976-637-262-4
9789766372620

Canada

Coastal Resource Management in the Wider Caribbean

Breton • Brown
Davy • Haughton • Ovares

IDRC

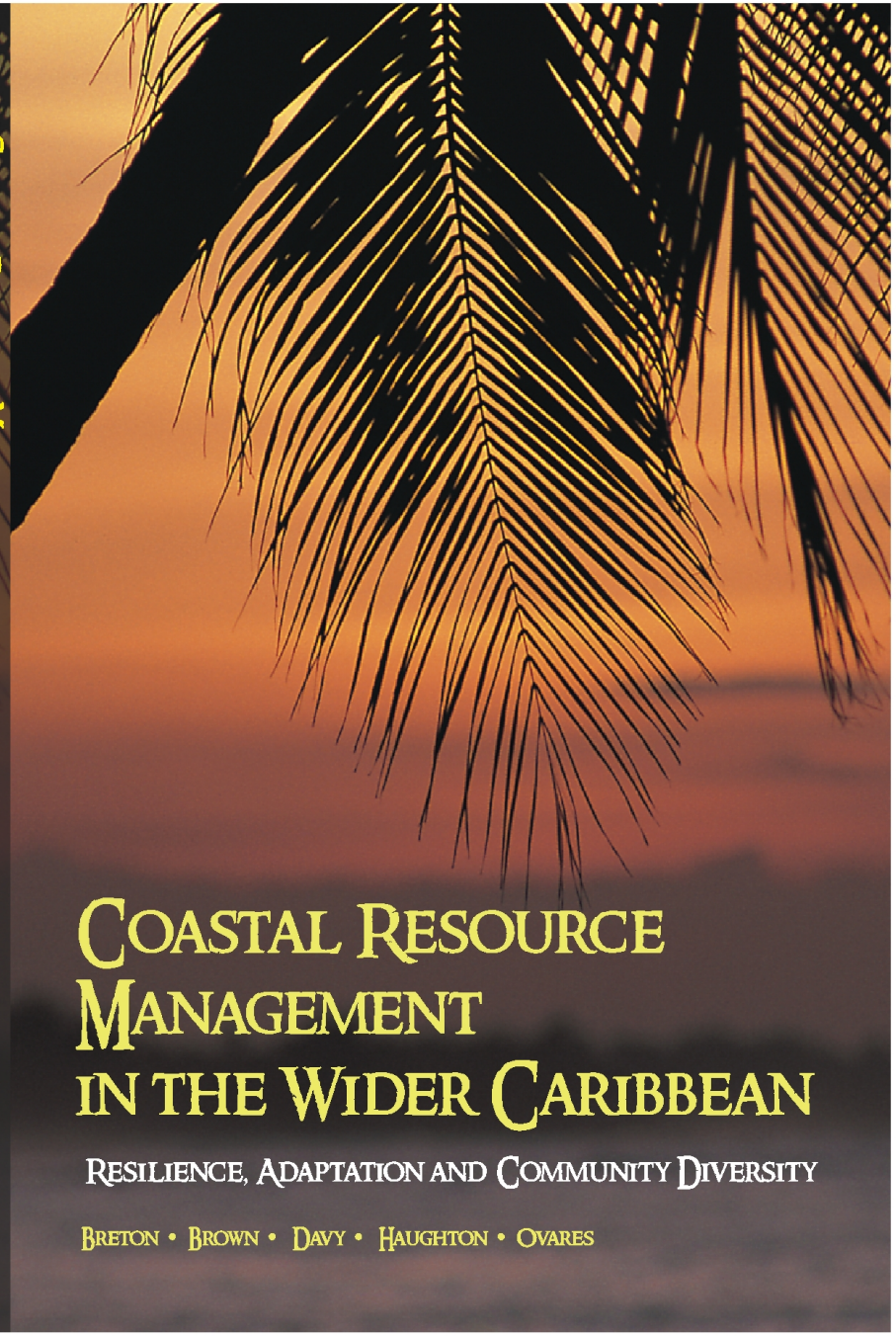

Coastal Resource Management in the Wider Caribbean

Resilience, Adaptation and Community Diversity

Breton • Brown • Davy • Haughton • Ovares

IDRC activities at

11º CONGRESSO MUNDIAL DE SAÚDE PÚBLICA

8º CONGRESSO BRASILEIRO DE SAÚDE COLETIVA

Rio de Janeiro, Brazil
August 21-25, 2006

IDRC CRDI

11547214561pagina_inicial.jpg

Punto J: Youth Portal for Education on Sexuality and HIV/AIDS Prevention

What does Punto J do?

Through the use of the Internet, Punto J provides knowledge, information and guidance on sexuality and HIV/AIDS to young people (15 to 24 years of age).

Archivo Edición Ver Favoritos Herramientas Ayuda

Favoritos

Dirección: http://www.puntoj.com.pe

What about our impact?

The project has a regional impact in Latin America and the Caribbean. In its first year Punto J has received 74 600 hits.

punto

Created and developed by:

IES Instituto de Educación y Salud

Phone: 511-433 63 14
e-mail: ies@terra.com.pe

A key element...

A key element is to disseminate the Punto J strategy as a model to use Information and Communication Technologies (ICTs) to promote healthy sexuality among adolescents and youth. The dissemination process will allow other countries in Latin American and the Caribbean to develop similiar experiences.

How do we do it?

Through a strategy involving youth volunteers a Web site on sexuality and HIV/AIDS is created and mantained, providing online peer to peer counseling. Periodic training cycles are held to ensure the Web site is updated. IES technical staff supports the youth activities to guarantee the quality of the contents.

What have we learned?

Internet is a powerful educational tool for fostering healthy sexuality and HIV/AIDS prevention. Training plays a key role.

Because the user's identity is not revealed, it is easier to address issues related to sexuality in real time.

Collaboration between adults and young people leads to a richer, participatory process in each phase of the project.

The "edu-entertainment" strategy allows for greater empowerment of young people because they take a leading role in the process.

Punto J is sponsored by:

ICA

IDRC CRDI

Save the Children Canada

Save the Children UK

www.puntoj.com.pe

Tabris Morissette


AIDS 200
www.aids200


Global Village
Village International
Positive
action
Canada
FedEx
AIDS 2006


I.D.R.C
CWDI


Newfoundland
and
Labrador
CARE!


CANADIAN CROSSROADS INTERNATIONAL
CARREFOUR CANADIEN INTERNATIONAL


PE 0379
Punto J: Youth Portal for Education on Sexuality and HIV/AIDS Prevention
punto
Beyond Victi


XVI INTERNATIONAL AIDS CONFERENCE
XVI CONGRÈS INTERNATIONAL SUR LE SIDA
AIDS 2006
Time to Deliver
Passons à Actes
TORONTO, CANADA
AUGUST 13 - 18 AOÛT 2006
www.aids2006.org
AIDS 2006
AIDS 2006
AIDS 2006


XVI INTERNATIO
XVI CONGRÈS INTERN
AIDS 2006
Time to Deliver
AIDS 2006
Time to Deliver
AIDS 2006
www.aids2006.org

Dominique Corti

IDRC's Christina Zarowsky and MP Ted Menzies

EEPSEA news

>>>

Call for Concept Notes in Latin America and the Caribbean

Communicable Diseases in Latin America and the Caribbean: Eco-health Research for Policy and Action

August 2006

11564332941canadian_cocktail_rio_1_.jpg

Guillermo E. Rishchynski, Chantal Schryer, Federico Burone

1156444406 1Rischynski, Schryer, and Burone.JPG

Luiz Galvao (PAHO), Scott Vaughan (OAS), Roberto Bazzani and Federico Burone (IDRC)

CITIES FEEDING PEOPLE

An Examination of Urban Agriculture in East Africa

Politique sociale en Afrique de l'Ouest et du Centre



Hamidou Konate

NEW GENDER MAINSTREAMING SERIES ON DEVELOPMENT ISSUES

Gender Mainstreaming in Poverty Eradication and the Millennium Development Goals

A handbook for policy-makers and other stakeholders

Naila Kabeer

in focus

Seeds that give

PARTICIPATORY PLANT BREEDING

by Ronnie Vernooy

THE ISSUE

CASE STUDIES

LESSONS AND RECOMMENDATIONS

International Development Research Centre

Agriculture in the City



A Key to Sustainability in Havana, Cuba

Marta Caridad Cruz
Roberto Sánchez Medina

INFORMATION AND COMMUNICATION TECHNOLOGIES FOR DEVELOPMENT IN AFRICA

Volume 1

Opportunities and challenges for community development

Edited by Kenneth Nyoki Chisenga

Designing and conducting health system research projects, volume 1, Proposal development and fieldwork



TRACKING GENDER EQUITY UNDER ECONOMIC REFORMS

Continuity and Change in South Asia

Edited by Jayoti Gupta, Geetanjali Gangoli & Arvind Narrain

Kali for Women

Internet and Society in Latin America and the Caribbean

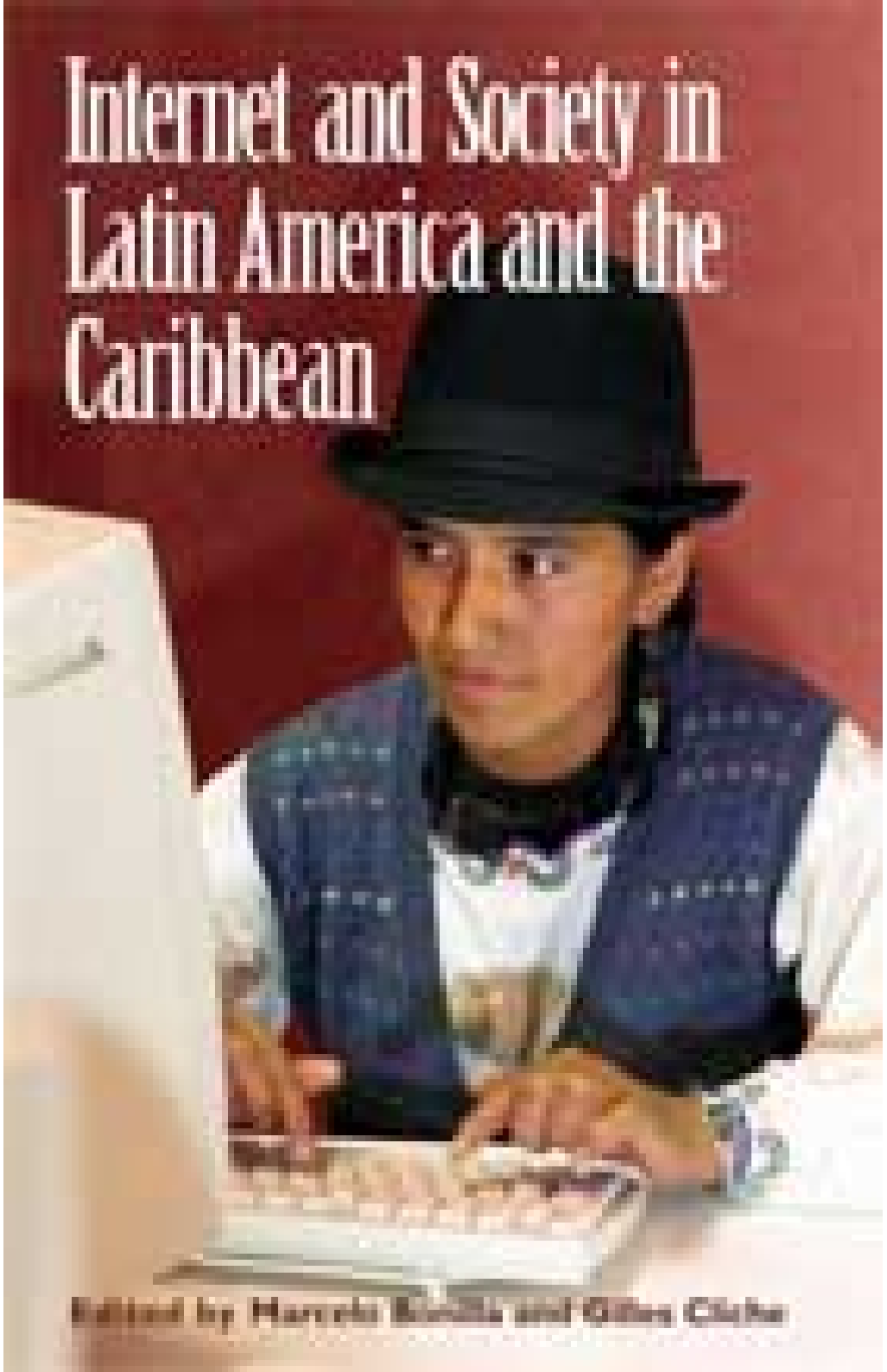

Edited by Marcelo Bucilla and Gilles Cliche

MUNICIPAL FOREST MANAGEMENT IN LATIN AMERICA

LUIS FERNANDO, editor





Développement durable de l'agriculture urbaine en Afrique francophone

Enjeux, concepts et méthodes

Olanrewaju B. Smith,
Paule Moustier,
Luc J.A. Mougeot
et Abdou Fall, éditeurs

CIRAD CRDI

NEW GENDER MAINSTREAMING SERIES ON DEVELOPMENT ISSUES

Mainstreaming Informal Employment and Gender in Poverty Reduction

A handbook for policy-makers and other stakeholders

Martha Alter Chen Joann Vanek Marilyn Carr

ENSAYOS TOXICOLÓGICOS Y MÉTODOS DE EVALUACIÓN DE CALIDAD DE AGUAS

ESTANDARIZACIÓN, INTERCALIBRACIÓN, RESULTADOS Y APLICACIONES



Editado por Gabriela Castillo

INFORMATION AND COMMUNICATION TECHNOLOGIES FOR DEVELOPMENT IN AFRICA

Volume 3

Networking Institutions of Learning – SchoolNet

Edited by
Tina James

Participatory Research and Development for Sustainable Agriculture and Natural Resource Management

A SOURCEBOOK



Volume 2

ENABLING

Participatory Research and Development

Participatory Research and Development For Sustainable Agriculture and Natural Resource Management

A SOURCEBOOK

Volume 3

DOING Participatory Research and Development

Accountability of the International Monetary Fund

Edited by
Barry Carin and
Angela Wood

IDRC CRDI
VOICES IN DEVELOPMENT MANAGEMENT

AGROPOLIS

The Social, Political, and Environmental Dimensions of Urban Agriculture

Edited by: Luc J.A. Mougeot

PRESERVING THE DNIPRO RIVER

HARMONY, HISTORY AND REHABILITATION

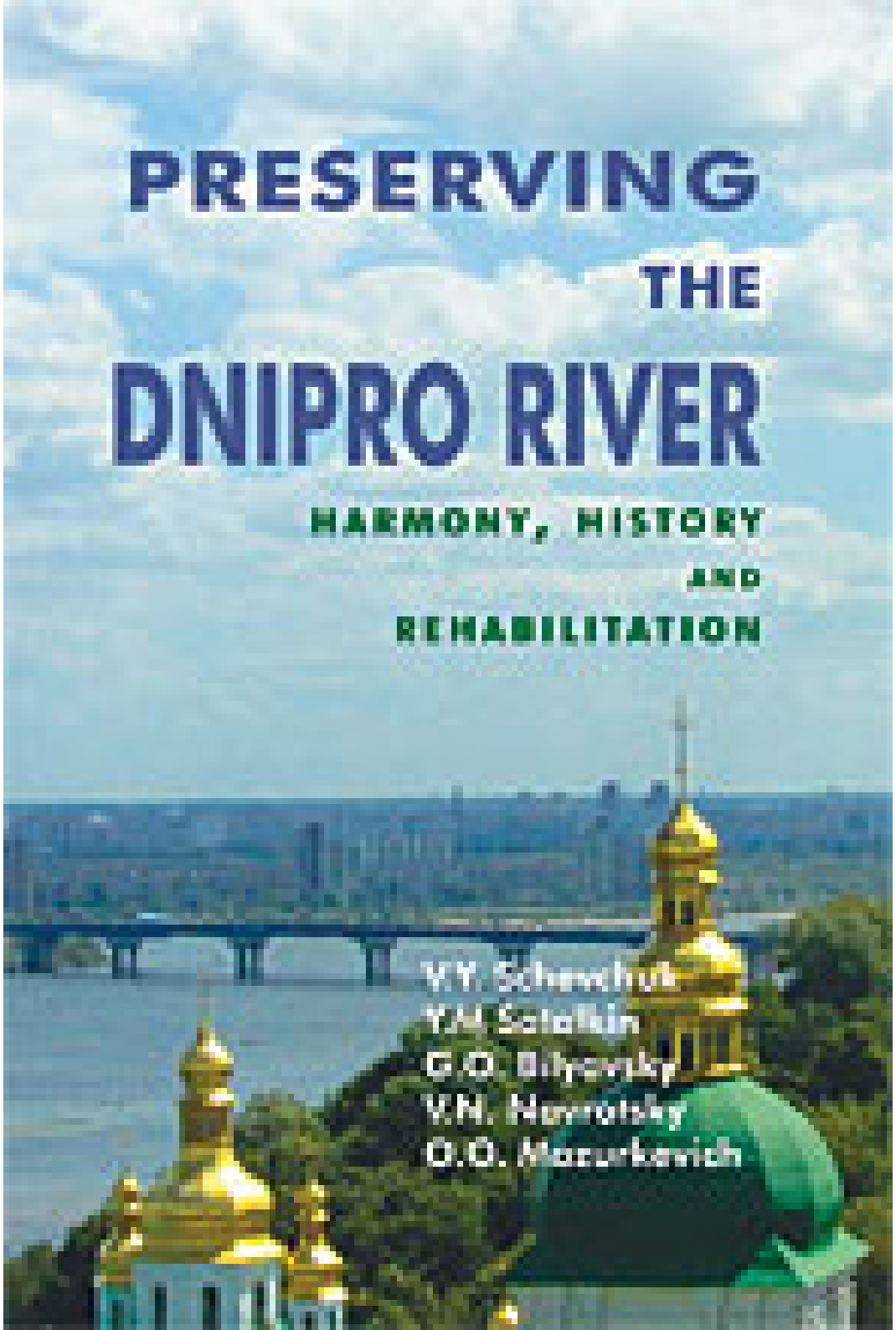

V.Y. Schevchuk
Y.M. Sotolkin
G.O. Bilyovsky
V.N. Nurratsky
O.O. Mazurkevich

Managing Water Demand

Policies, Practices and Lessons from the Middle East and North Africa

Eliyar Barcudy, Abderrafi Abid Lahlou and Bayoumi Atta

IDRC ◆ CRDI

Publishing

Funding and Implementing Universal Access

Innovation and Experience from Uganda

Uganda Communications Commission

Telecentres, Access and Development

Experiences and Lessons from Uganda and South Africa

Sarah Parkinson

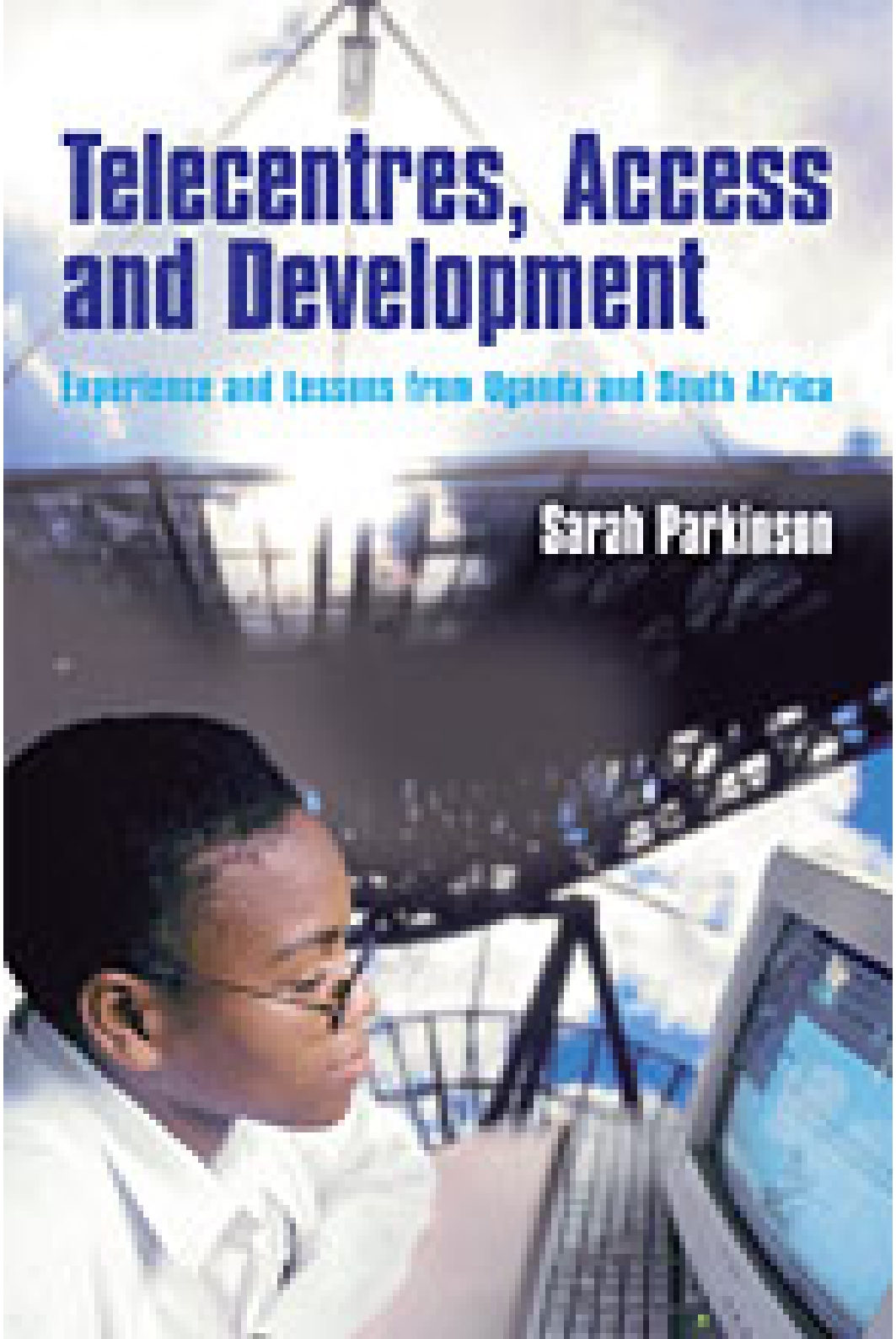

SEASON of HOPE

ECONOMIC REFORM UNDER MANDELA AND MBEKI

ALAN HIRSCH

AT THE CROSSROADS:

ICT POLICY MAKING IN EAST AFRICA

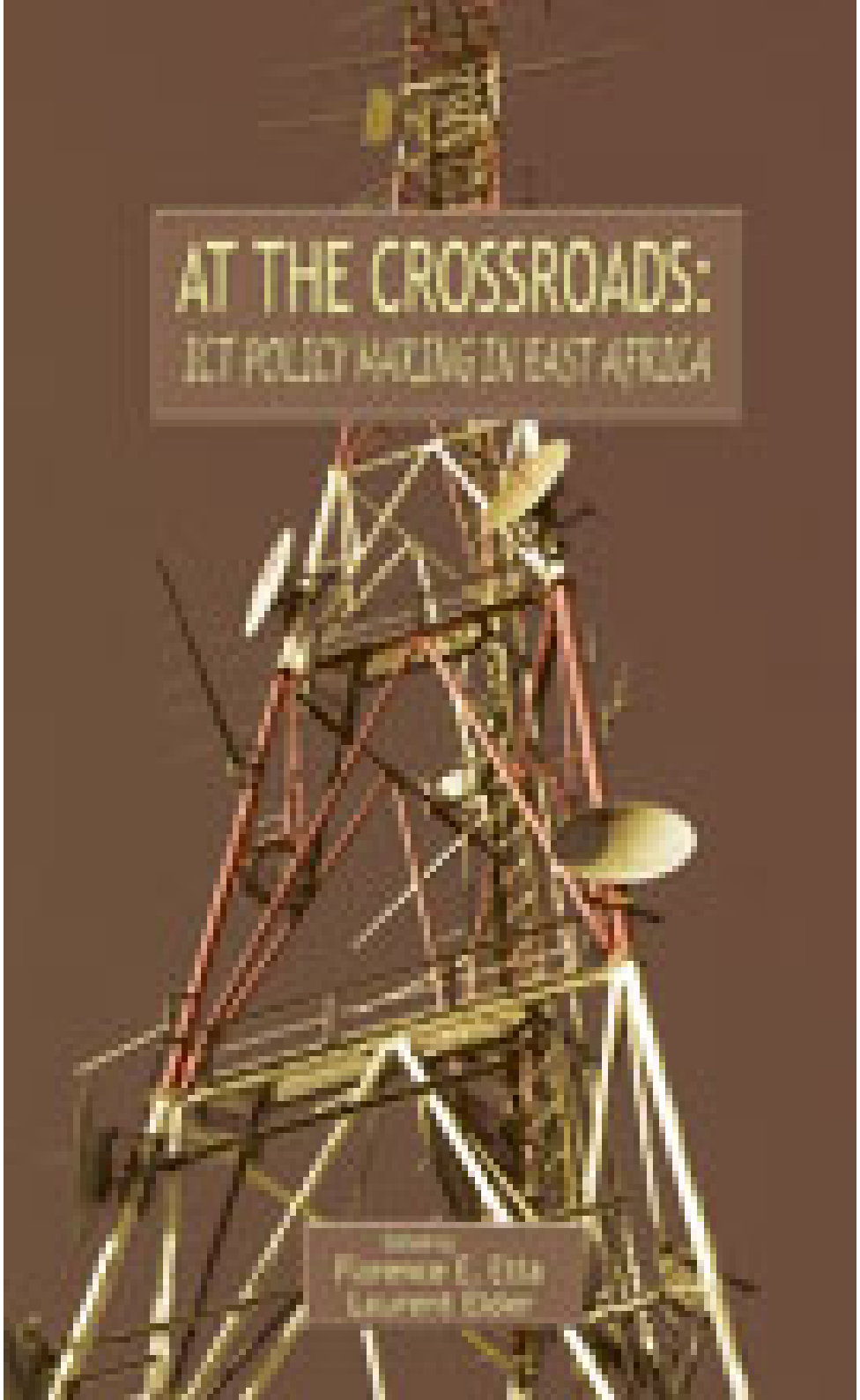

Edited by
Florence L. Etta
Laurent Elder

Social and Gender Analysis in Natural Resource Management

Learning Studies and Lessons from Asia

edited by Ronnie Vernooy

sous la direction de

Fouad MOURJI

Bernard DECALUWÉ

Patrick PLANE

Le Développement face à la Pauvreté

Réseau analyse économique et développement

IDRC CRDI

ECONOMICA

AUF

Environmental Regulation and Food Safety

EDITED BY

VEENA JHA

Fishery Co-Management: A Practical Handbook

R.S. Pomeroy and R. Rivera-Guieb

IDRC CRDI

CABI Publishing

Shadi Hamadeh • Mona Haidar • Rami Zurayk

Research for Development in the Dry Arab Region

The Cactus Flower

ri_focus

Growing better Cities

URBAN AGRICULTURE FOR SUSTAINABLE DEVELOPMENT

Luc Mougeot

International Development Research Centre

Poverty and Equity

Measurement, Policy, and Estimation with DAD

Jean-Yves Duclos
Abdelkrim Araar

Coastal Resource Management in the Wider Caribbean

Resilience, Adaptation and Community Diversity

Burton • Brown • Day • Roberts • Obando

Communities, Livelihoods, and Natural Resources

Action Research and Policy Change in Asia

Edited by Stephen Tyler

Cities Farming for the Future

Urban Agriculture for Green and Productive Cities

Edited by

René van Veenhuizen



LOS DERECHOS ECONÓMICOS, SOCIALES Y CULTURALES EN AMÉRICA LATINA

DEL INVENTO A LA HERRAMIENTA

Alicia Ely Yamin (coordinadora)

IDRC CRDI

Agriculture urbaine en Afrique de l'Ouest / Urban Agriculture in West Africa

Une contribution à la sécurité alimentaire et à l'assainissement des villes / Contributing to Food Security and Urban Sanitation



sous la direction de / edited by Olanrewaju B. Smith

Assessing Community Telecentres

Guidelines for Researchers



Anne O'Keefe

Cover Crops in Hillside Agriculture

Farmer Innovation with *Mucuna*



Daniel Buckles, Bernard Triomphe, and Gustavo Sain

CRITICAL CHOICES

THE UNITED NATIONS, NETWORKS, AND THE FUTURE OF GLOBAL GOVERNANCE

WOLFGANG H. REINICKE AND FRANCIS DENG

WITH JAN MARTIN WITTE, THORSTEN BENNER, RUTH WHITAKER, AND JOHN GERSHMAN

A COMPANION TO:
OUR CONTINENT, OUR FUTURE

African Voices on Structural Adjustment



Edited by
Thandika Mkandawire
and Charles C. Soludo

CODESRIA · IDRC · CIDA

FINANCE AND COMPETITIVENESS

In Developing Countries

Modern and Traditional Irrigation Technologies in the Eastern Mediterranean

edited by Özay Mehmet and Hasan Al Rjoub

Japan's System of Official Development Assistance

Profiles for Partnership #1



Michelle Beardy Romyanoy and Chris M. Clark

BUILDING A NEW SOUTH AFRICA

ENVIRONMENT, RECONSTRUCTION, AND DEVELOPMENT

FOREWORD BY
NELSON MANDELA

Septembre 1992

L'intégration régionale en Afrique de l'Ouest

Résultats de la Conférence internationale organisée par le Centre de recherche pour le développement international à Dakar (Sénégal) du 11 au 13 janvier 1992



Ministère [illegible]

Centre de recherches pour le développement international

June 1979

Rice–Fish Culture in China

Edited by
Robert S. Pollnac

International Development Research Center

Technology Policy *and* Practice *in* Africa

Edited by

June 1990

The Female Client *and the* Health-Care Provider

Prepared by
[illegible]

International Development Research Centre


CONCEPTS
AND CASES

LORE

Capturing Traditional Environmental Knowledge

Edited by
Marla
Johnson

Development and Global Governance

Edited by

José M. Fanelli and Rohinton Medhora

FINANCIAL REFORM IN DEVELOPING COUNTRIES

Farming Systems of the African Savanna

A Continent in Crisis



Andrew Kerr

GIS for Health and the Environment

edited by Rosie Scripps and Paula Whyatt

103348254302823.jpg

103531406502610_300.jpg

103556880321073_full.jpg


Road show JIS & Prasasti
Bagi siswa sekolah
pras@sti

105352213311118_full.jpg


10

105881829211125_full.jpg

1025717823281041_full.jpg

1025717823301047_full.jpg

1025717824381063_full.jpg

1025717824421066_full.jpg


TROUT
TROUT

1025717825461069_full.jpg

غيّر الإيقاع!

١٠ أيام بانتظارك في عالم ينبض على إيقاع الطبيعة

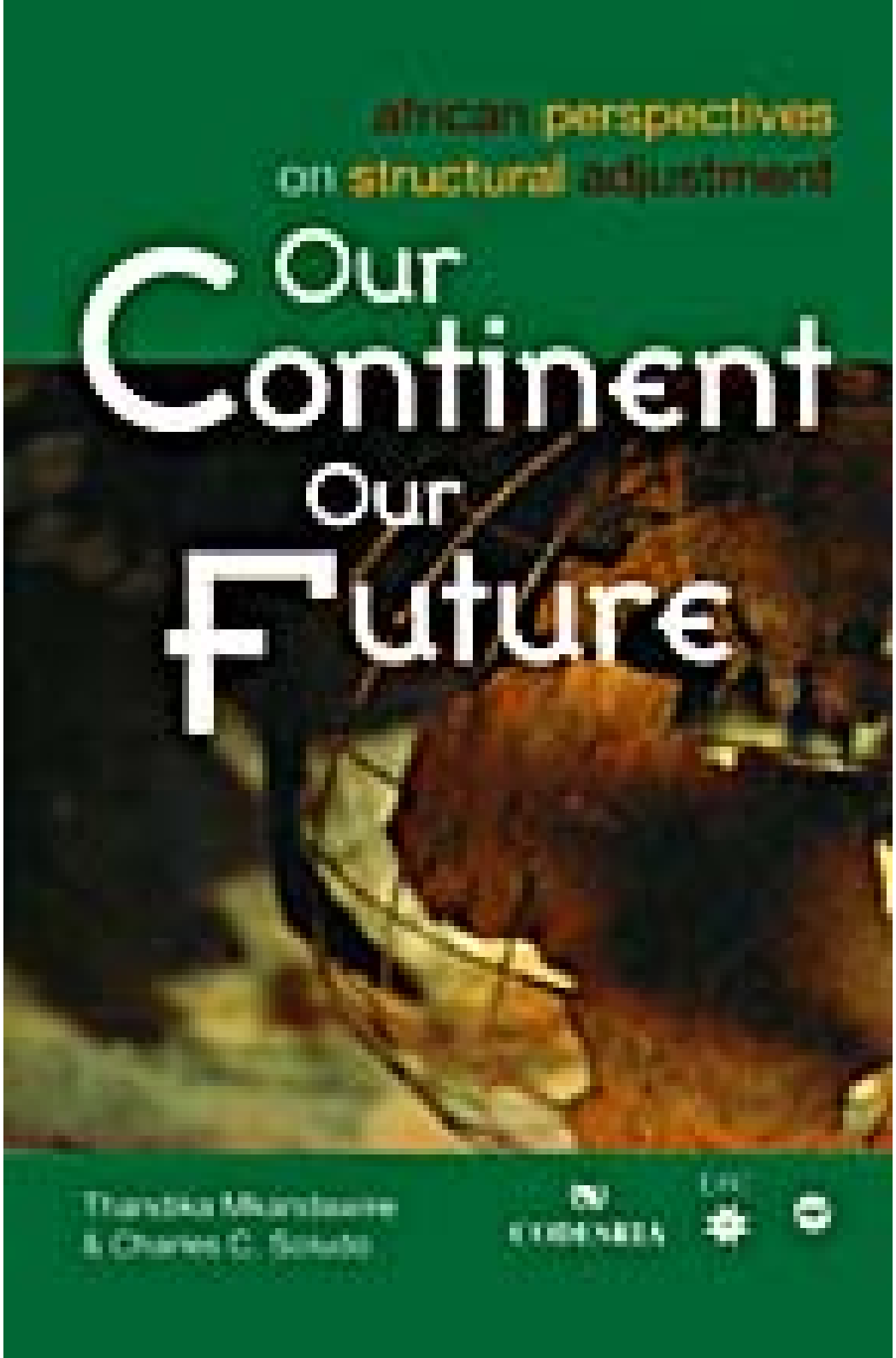
african perspectives
on structural adjustment
Our
Continent
Our
Future
Thandika Mkandawire
& Charles C. Soludo
EDITIONS

GENES in the FIELD

On-Farm Conservation of Crop Diversity

Edited by

Stephen B. Brush

Cover Crops in West Africa / Plantes de couverture en Afrique de l'Ouest

Contributing to Sustainable Agriculture / Une contribution à l'agriculture durable



Enzymes in Poultry and Swine Nutrition



edited by Ronald R. Marquardt and Zhongkai Han

Supporting Democracy

The South Africa–Canada Program on Governance

Socioeconomic Renovation in Viet Nam

The Origin, Evolution, and Impact of *Doi Moi*



Edited by Peter Boothroyd and Pham Xuan Nam

African Youth on the Information Highway

Participation and Leadership in Community Development

edited by Doina Ogbu and Paschal Mihyo

Gender and the Information Revolution in Africa

edited by Eva M. Rathgeber and Edith Ofwona Adera

Science, Technology, and Innovation in Chile

Jessica Mullin, Robert W. Adams, Jerald E. Hyldreth, and Larry P. Milligan

Decision Support Systems for Sustainable Development

A Resource Book of Methods and Applications

EDITED BY
GREGORY E. KERSTEN
ZBIGNIEW MIKOLAJUK
ANTHONY G. O. YEH

Water Balances in the Eastern Mediterranean

edited by David B. Brooks and Oktay Mehmet

Theoretical Perspectives on Gender and Development

edited by Jane L. Parpart, M. Patricia Connelly and V. Eudine Barriteau

WATER RESOURCES MANAGEMENT AND POLICY

Water Management in Islam

Edited by
Naser I. Faruqui
Asit K. Biswas
and Murad M. Bino

Writing for change

an interactive guide to

EFFECTIVE WRITING

WRITING FOR SCIENCE

WRITING FOR ADVOCACY

CORDIS and Liberty" guide

Publication

Intercontinental Development Research Centre

Cités horticoles en sursis ?

L'agriculture urbaine dans les grandes Niayes au Sénégal



sous la direction de Sellina Touré Fall et Abdou Salam Fall

Large Mines and the Community

Socioeconomic and Environmental Effects in Latin America, Canada, and Spain

Population and Health

in Developing Countries

VOLUME 1

Population, Health, and Survival at INDEPTH Sites

INDEPTH Network



THE RESPONSIBILITY TO PROTECT

REPORT OF THE INTERNATIONAL COMMISSION ON INTERVENTION AND STATE SOVEREIGNTY

1035568806141083_full.jpg

1035568806161085_full.jpg

1044642368101103_full.jpg

1044642369201111_full.jpg

AGEING and LONG-TERM CARE

National Policies in the Asia-Pacific

Edited by
David R. Phillips & Alfred C. M. Chan

Partnerships to Success

in Sustainable Forest Management

1998-2008



IMFNS 10th Anniversary

Landscapes • Partnerships • Sustainability

International Model Forest Network

114142203431141421980752 6.jpg

about ILEIA

ABOUTILEIA.jpg

about ILEIA

ABOUTILEIA2.jpg

about LEISA Magazine

aboutLeisa.jpg

about LEISA Magazine

aboutLeisa2.jpg

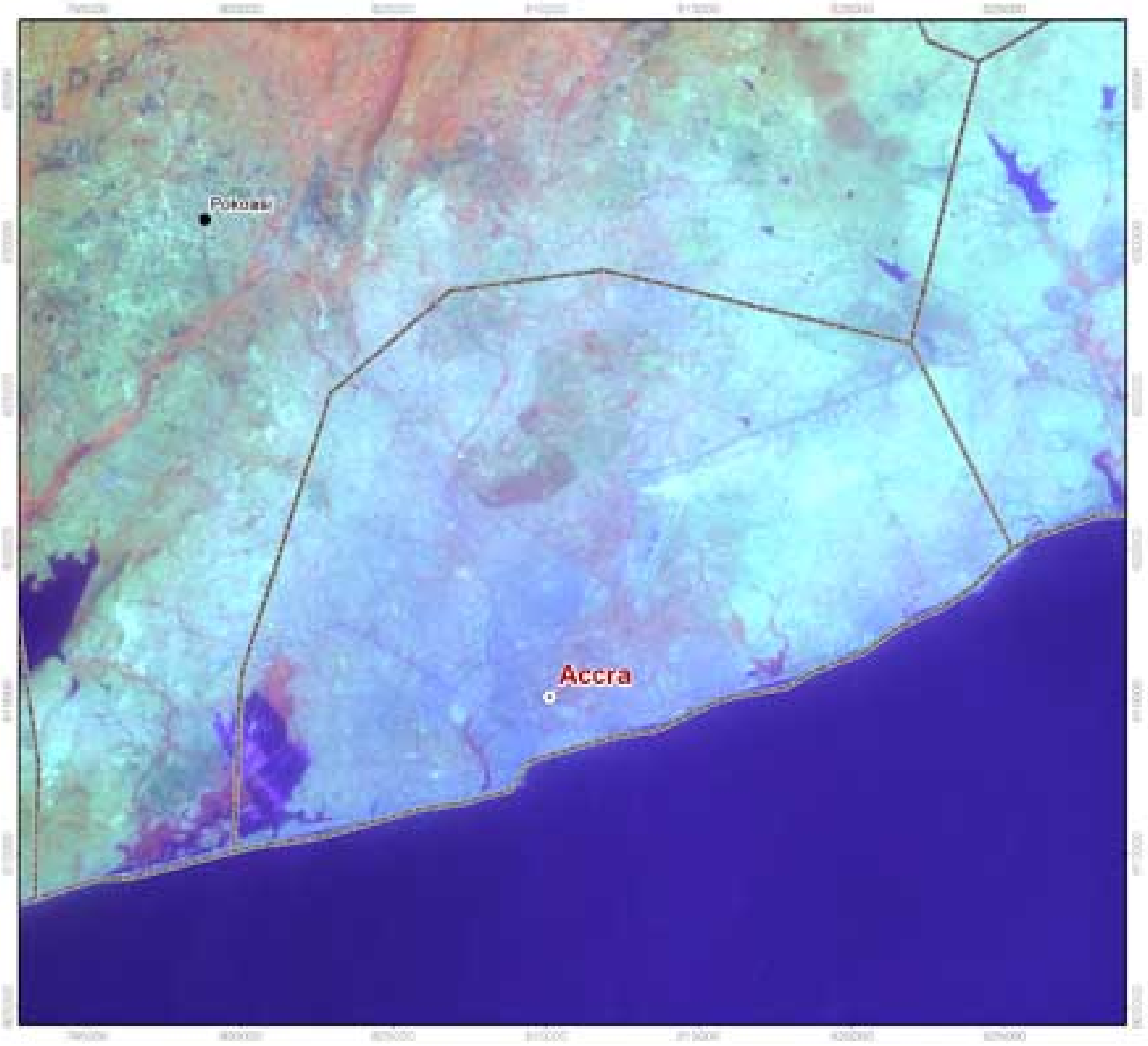
Accra

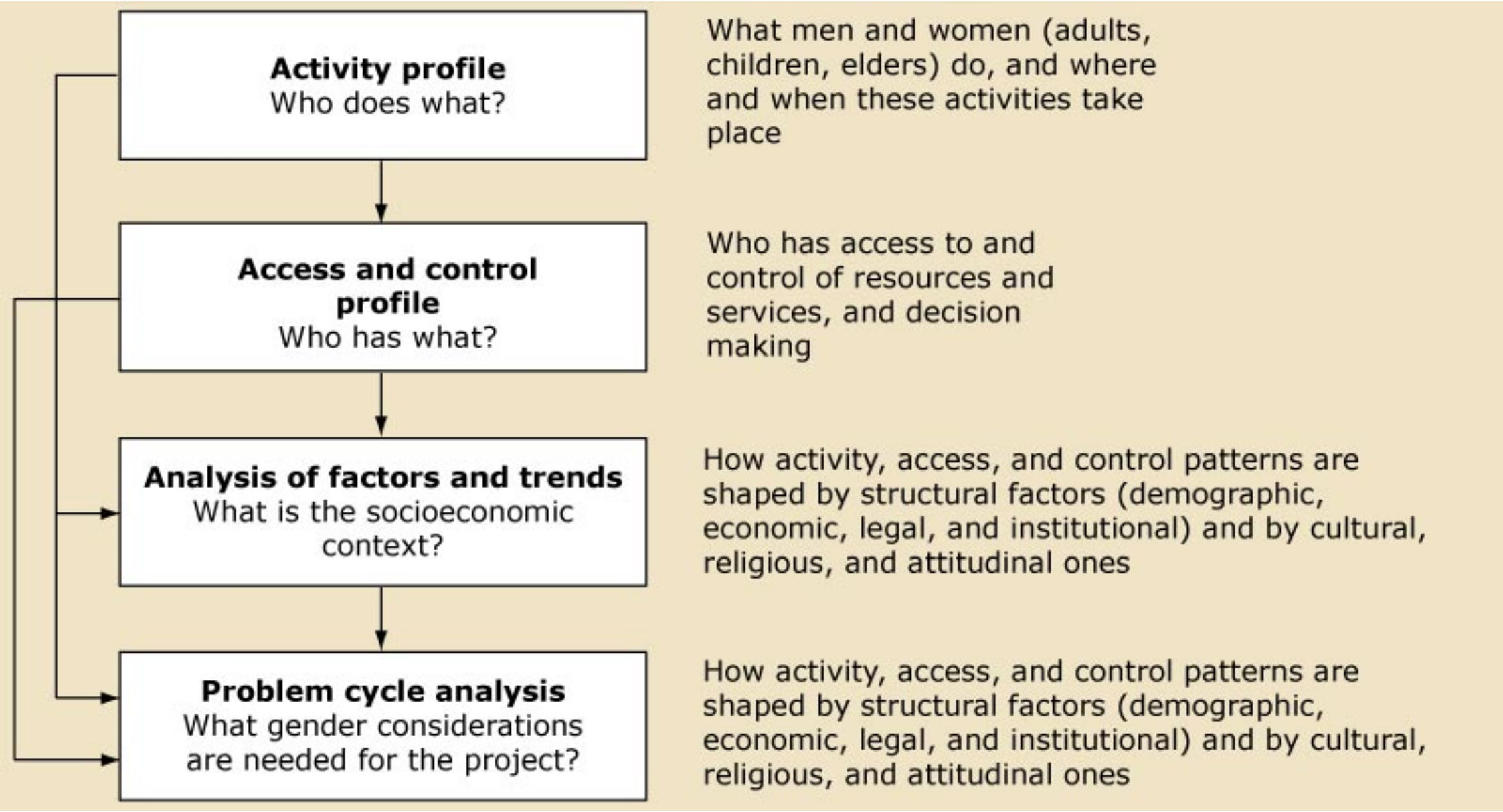

adb_gender_analysis.jpg

aerdo.jpg

Alternative

Field Crops Manual

University of Wisconsin–Extension,
Cooperative Extension

University of Minnesota
—Center for Alternative Plant & Animal Products
—Minnesota Extension Service

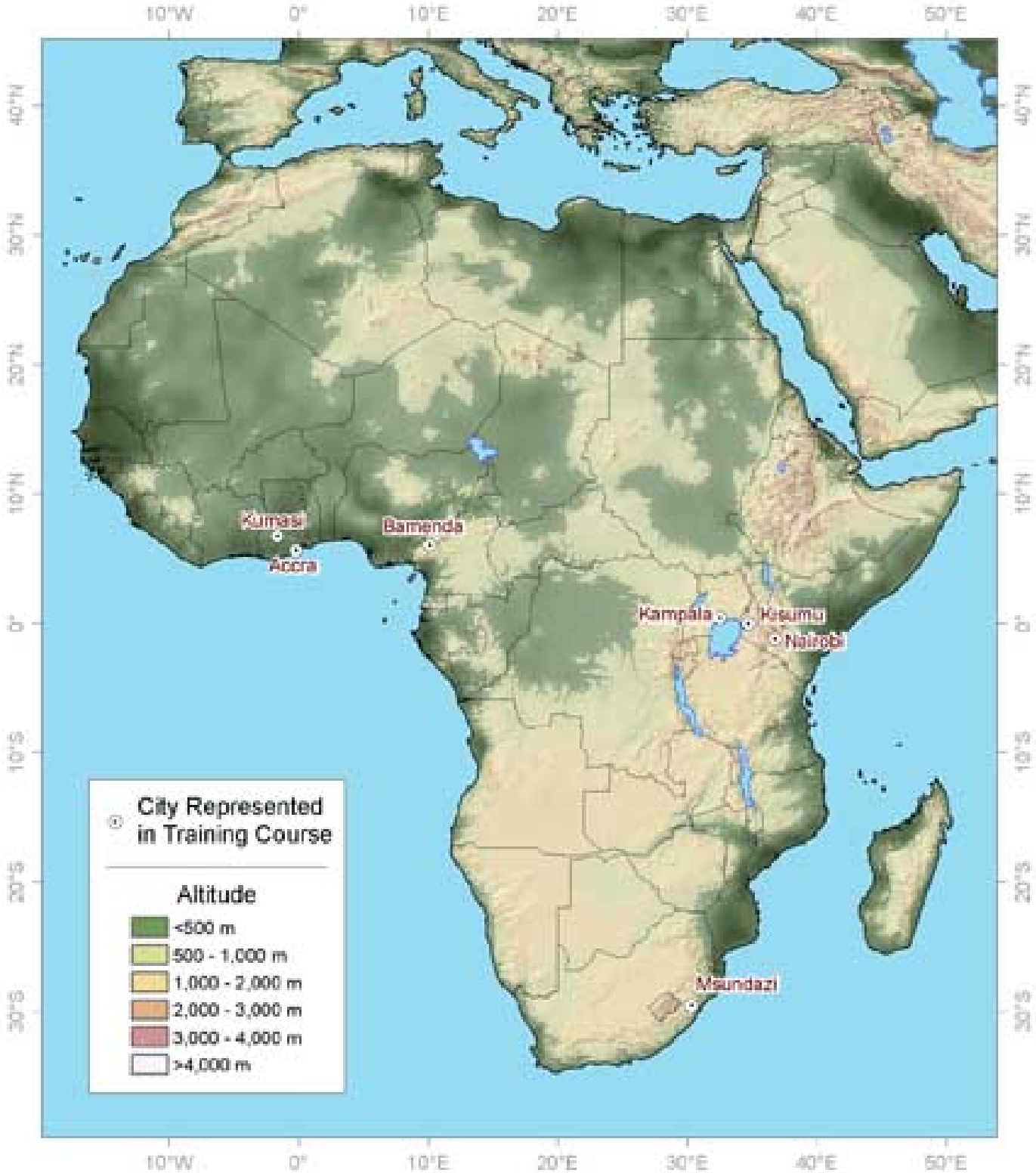
10°W
0°
10°E
20°E
30°E
40°E
50°E
40°N
30°N
20°N
10°N
0°
10°S
20°S
30°S
Kumasi
Accra
Bamenda
Kampala
Kisumu
Nairobi
Maundazi
City Represented in Training Course
Altitude
<500 m
500 - 1,000 m
1,000 - 2,000 m
2,000 - 3,000 m
3,000 - 4,000 m
>4,000 m

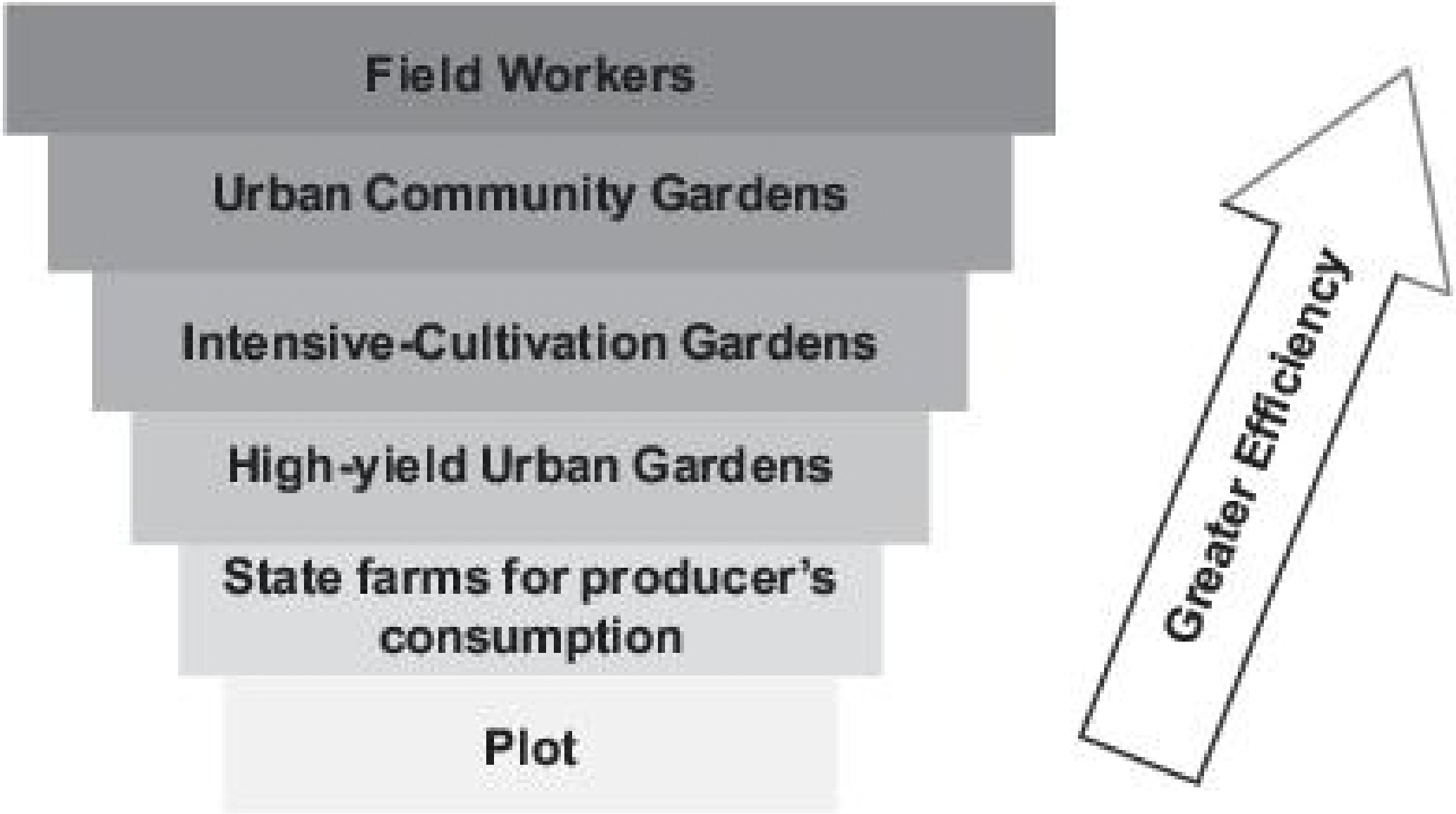

agriculture_51_la_0.jpg

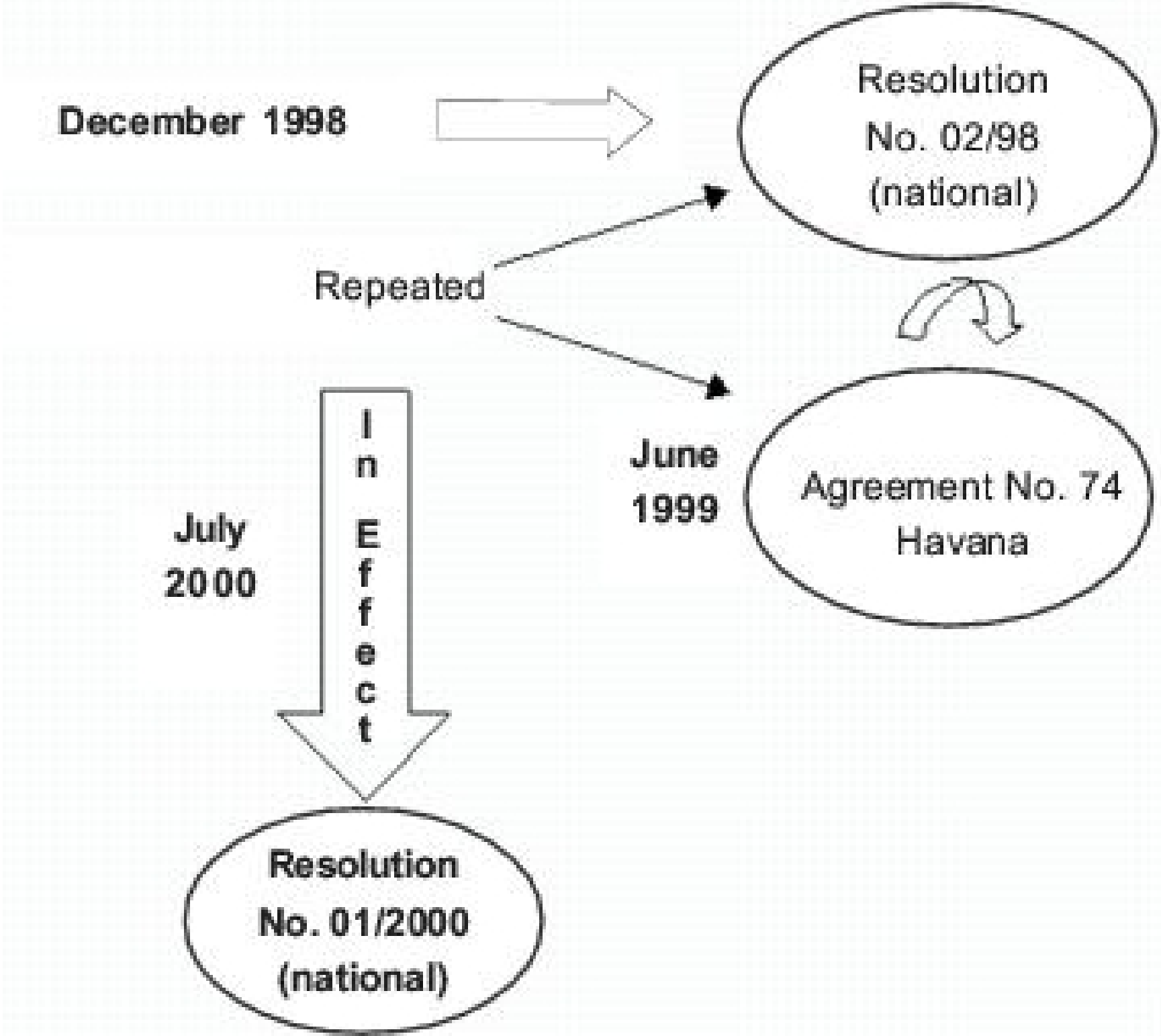
December 1998
Resolution
No. 02/98
(national)
Repeated
June
1999
Agreement No. 74
Havana
July
2000
In Effect
Resolution
No. 01/2000
(national)

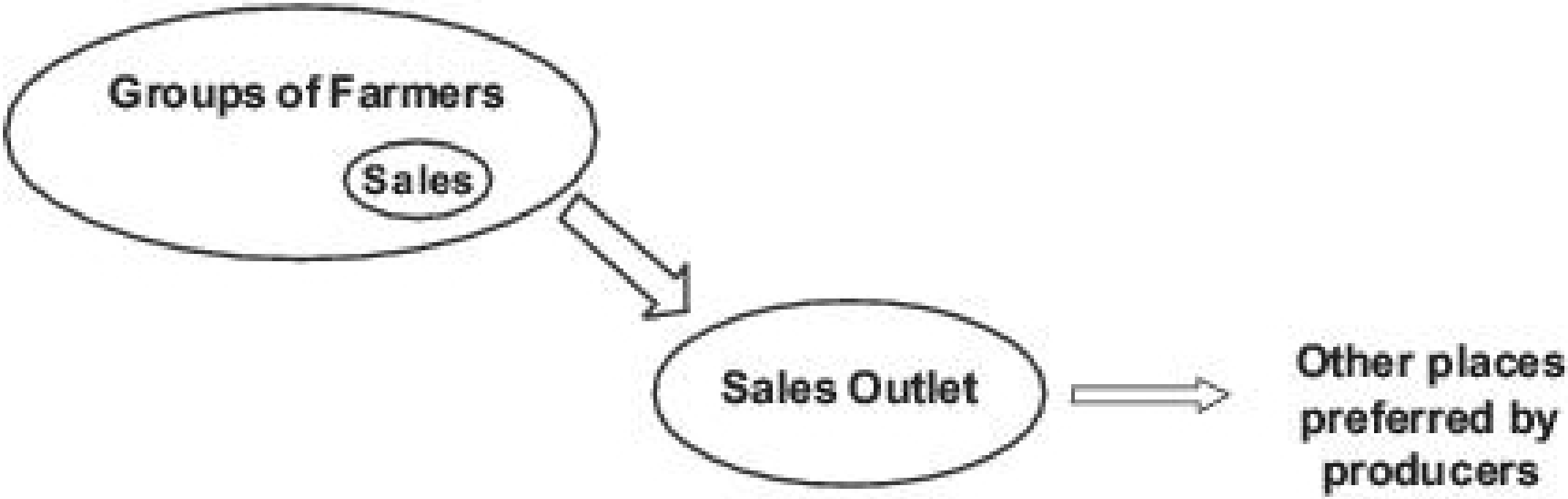

agriculture_86_la_0.jpg

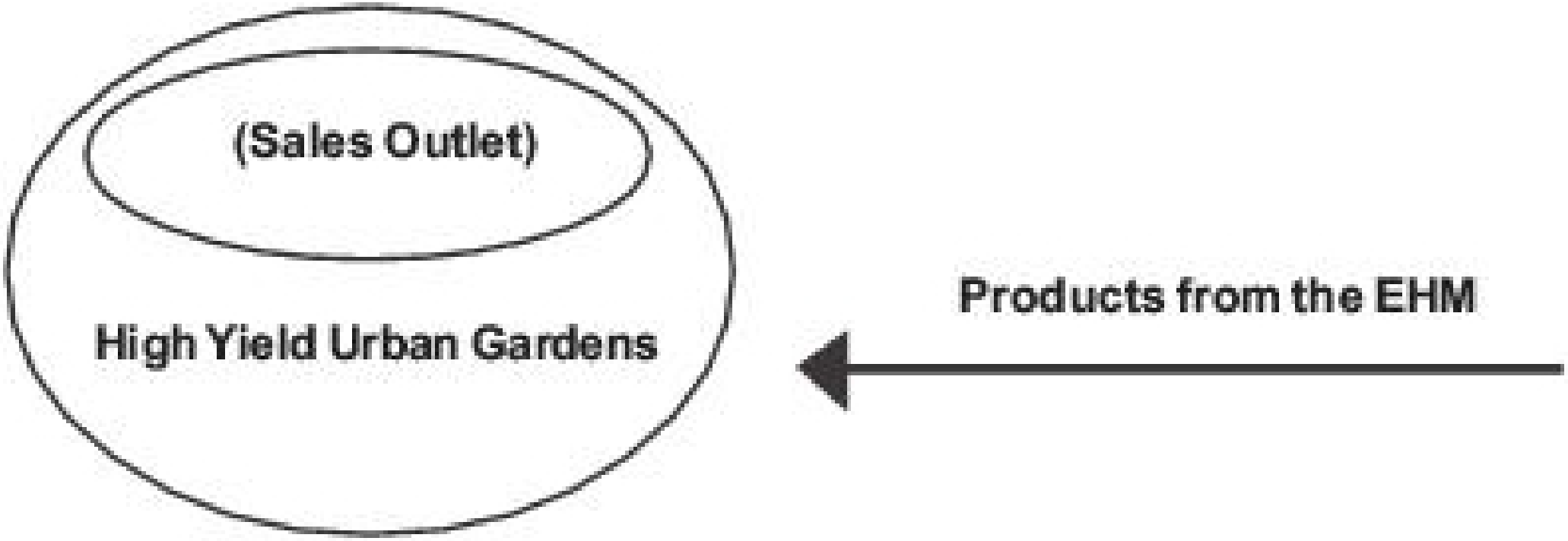

agriculture_87_la_1.jpg

agriculture_89_la_0.jpg

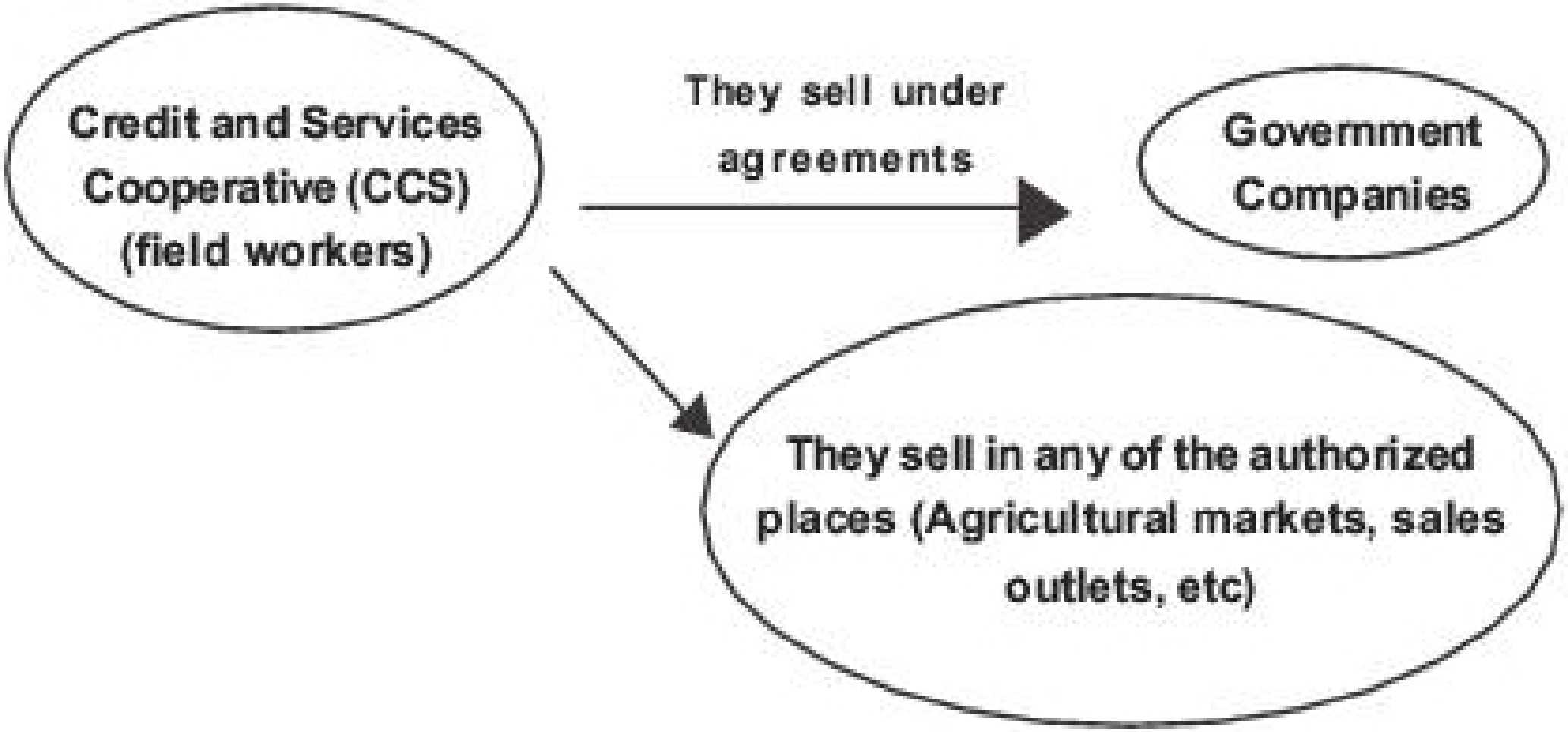

agriculture_90_la_0.jpg

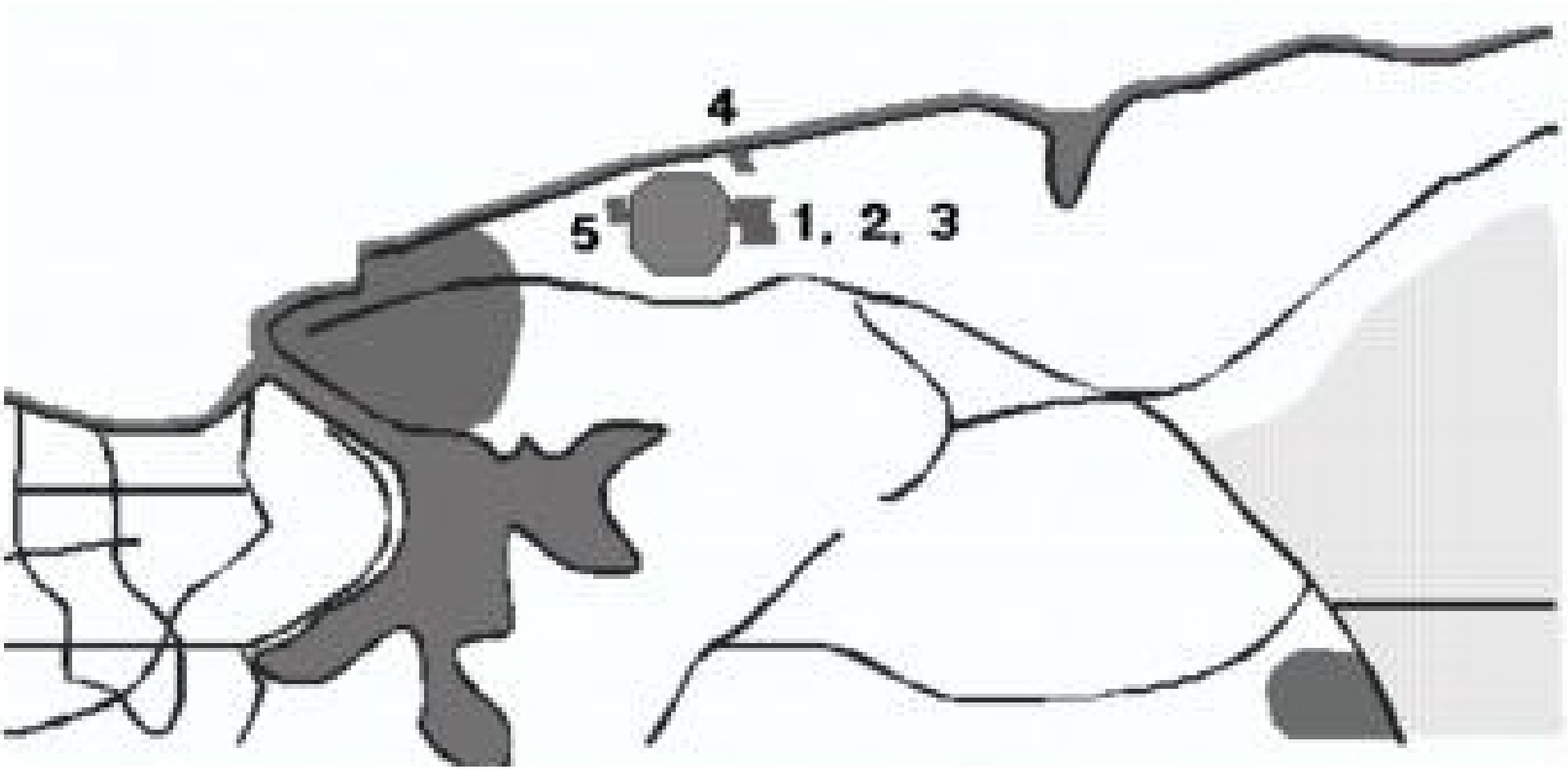

agriculture_130_la_0.jpg

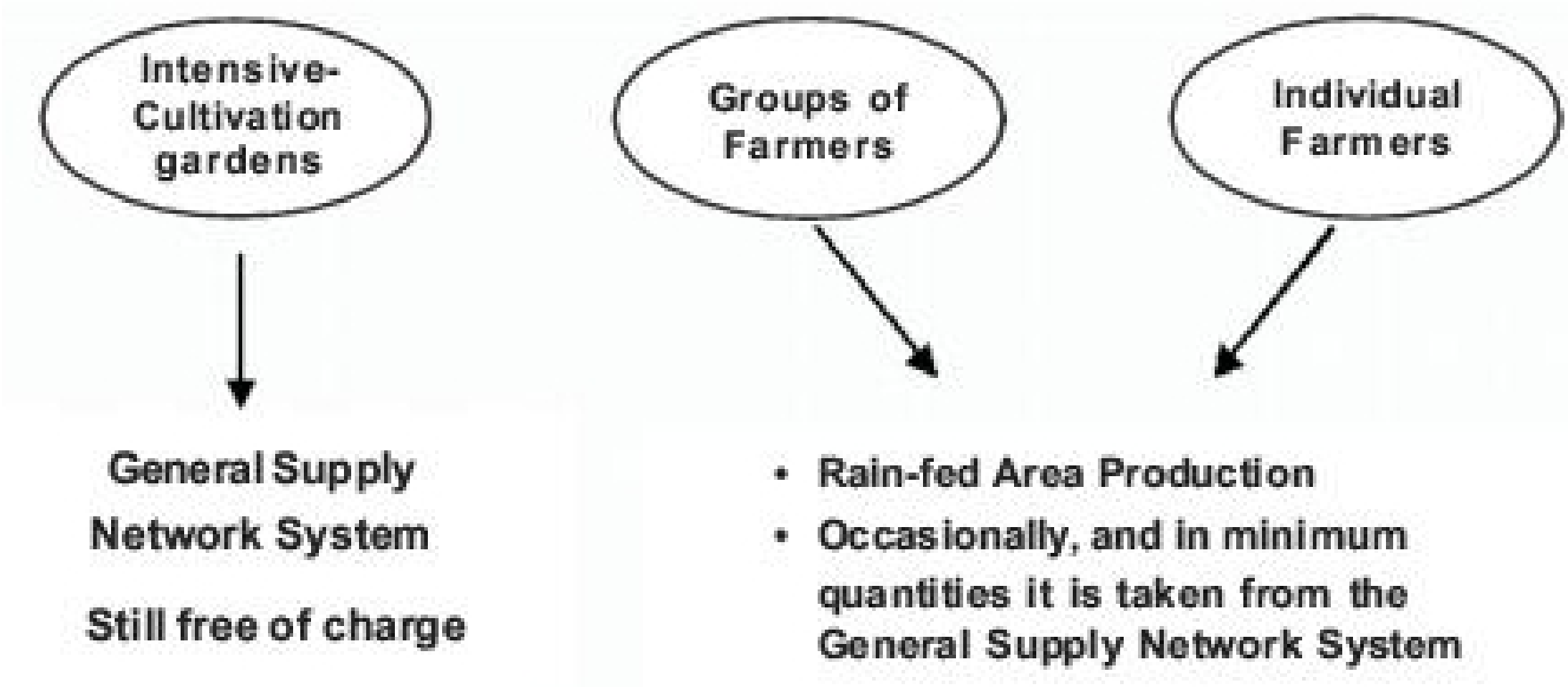

agriculture_144_la_0.jpg

agriculture_149_0.jpg

Month/Year	Number of State Farms for Producers' Consumption	Area in use (ha)	Average Yield (kg/ha)
November 1996	400	6,745	3,400
January 1999	337	4,243	6,500
December 1999	316	3,611	6,000
November 2000	292	3,086	6,100

agricultureinthecity_39_0.jpg

Year	Average area per garden (m2)	Producers/garden	Producers/ha
1996	1,516.39	1.5	9.9
2000	2,147.21	2.1	15.7

agricultureinthecity_43_1.jpg

Month/Year	Number of Community Urban Gardens	Area covered (ha)	Average Area per garden (m^2)	Average Yield (kg/m^2)
1996	292	105.8	3,623.6	3.03
2000*	168	66.98	3,986.9	20.2

agricultureinthecity_45_0.jpg

Production modes	Area covered (ha)	Number of producers involved*	Yields (kg/m²/year)
State farms for producers' consumption	3,086	2,044	0.61
Plots	1,030.14	16,869	8.17
Intensive-cultivation gardens	87.26	663	11.91
Urban community gardens	66.98	672	20.02
High-yield urban gardens	19.1	340	25.00
Field workers	4,489	2,322 **	2.70 ***
TOTAL	8,778.48	22,910	

agricultureinthecity_49_0.jpg

	Yield/ ha	Producers/ ha	Production/ producer	TOTAL
State farms for producers' consumption	1	5	2	8
Plots	3	2	1	6
Intensive-cultivation gardens	4	4	4	12
Urban community gardens	5	3	5	13
High-yield urban gardens	6	1	3	10
Field workers	2	6	6	14

agricultureinthecity_51_0.jpg

Year	Total number of plots	Producers	Groups
1996	12,200	18,300	813
2000	7,944	16,869	850

agricultureinthecity_56_0.jpg

Sectors	Distribution (%)
Water supply for the population and industry	30
Irrigation of rice	30
Other uses	18
Irrigation of sugar cane	10
Irrigation of starchy root crops and fresh vegetables	9
Irrigation of citrus and other fruit trees	2
Irrigation of pastures and fodder	1
TOTAL	**100**

Activity	(%)	Comments
Ministers	6.0	
Deputy Ministers	9.0	
Education	48.6	Women assume leadership positions in the elementary school system, but not at higher levels.
Health	35.8	This figure includes mainly ward head nurses.
Scientific-technical sector	26.1	
Sugar processing industry	10.5	
Basic industry	12.9	
Agricultural sector	11.6	

agricultureinthecity_78_0.jpg

Map Number	Types of Urban Agriculture	Total Area (ha)	Cultivated Area (ha)	Producers
1	El Pedregal Intensive-Cultivation Garden	2.5	0.5	9
2	El Paraíso Farmers' Group	8.6	5.8	53
Dispersed farmers:				
3	Adjacent to El Paraíso Club	2.5	2.5	40
4	Adjacent to the coast	1.0	1.0	10
5	West of the urban area	0.8	0.8	12
Subtotal of dispersed farmers		4.3	4.3	62
TOTAL		15.4	10.6	124

agricultureinthecity_130_0.jpg

	Total area	Cultivated area	Producers
Farmers adjacent to El Paraíso Club	2.5	2.5	40

agricultureinthecity_136_1.jpg

Crops	Area planted (m^2)	
Sunflower	2,000	
Hoop tomato	580	
Lettuce	360	
Chili pepper	320	
Plantain	300	
Campbell tomato	250	
Gall oak	250	
Kocros cabbage	240	
Tanra cucumber	200	
Celery	114	
Swiss chard	80	
Squash	60	
Chinese cabbage	48	
Hercules cabbage	40	
Spinach	40	
Parsley	16	
Arugula	16	
Chives	14	
Oregano	10	
Sweet basil	10	
Coriander	7	
Seed nurseries	5	
Others	40*	
TOTAL	5,000	$m^2 = 0.5$ ha

Crops	Plots
1. Salad tomato	2
2. Avocado*	13
3. Cove grape	1
4. Leucaena	10
5. Oak	5
6. Squash	2
7. Beans	4
8. Banana and plantain	21
9. Chili pepper	1
10. Chives	1
11. Mango*	10
12. Aloe	3
13. Yucca	20
14. Coconut*	6
15. Sour orange*	10
16. Sweet orange*	1
17. Custard apple*	7
18. Annatto	2
19. Lemon*	2
20. Star apple*	1
21. Sweetsop	1
22. Mastic and other timber trees	14
23. Soursop*	3
24. Guava*	1
25. Malanga	2
26. Citron	1
27. Passionfruit	5
28. Mexican cane	1
29. Lettuce	1
30. Melon	1
31. Eggplant	1
32. Grapefruit*	1
33. Sugar cane	1
34. Mandarin orange*	1
35. Sunflower	1
36. Okra	3
37. Swiss chard	1
38. Camomile	1
39. Mamey*	2
40. Cherry	1
41. Prickly pear	1
42. Sweet potato	1
43. Royal palm tree	1
Seedlings	1
Non-cultivated	3

Animals	Plots
1. Chickens	1
2. Ducks	1
3. Pigs	1
4. Geese	1

AGRISPON®

BIOLOGICALLY DERIVED BIOSTIMULANT

FOR SOIL & PLANTS

Agriculture Sciences, Inc.

800-274-8930 info@agsciinc.com

www.agsciinc.com

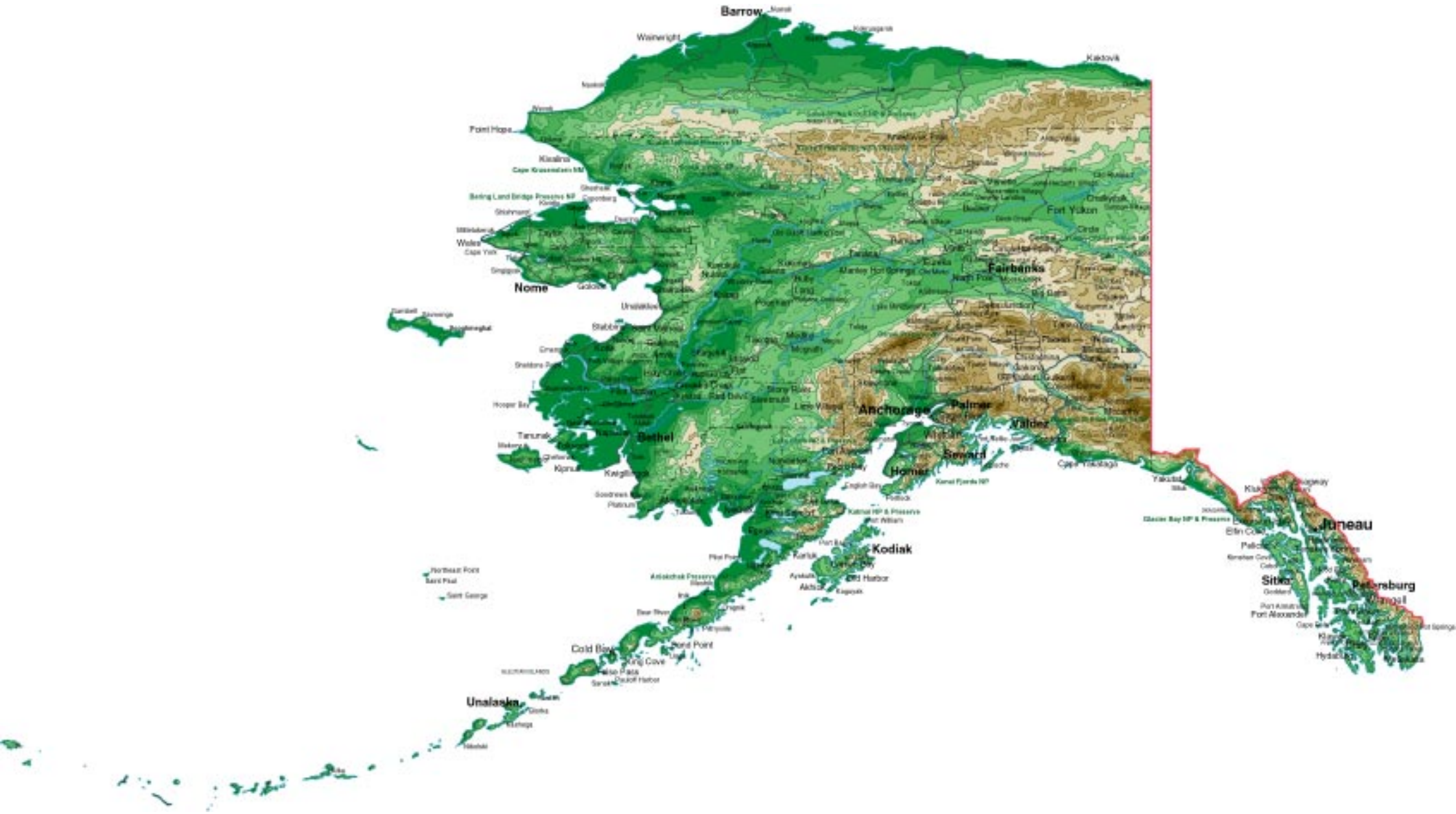
Barrow
Wainwright
Kaktovik
Point Hope
Kivalina
Wales
Nome
Unalakleet
Stebbins
Hooper Bay
Tununak
Kipnuk
Kwigillingok
Bethel
Fort Yukon
Fairbanks
Anchorage
Palmer
Valdez
Whittier
Seward
Homer
Kodiak
Old Harbor
Akhiok
Kaguyak
Cape Yakataga
Yakutat
Juneau
Sitka
Petersburg
Wrangell
Cold Bay
King Cove
Unalaska

AKgeo.jpg

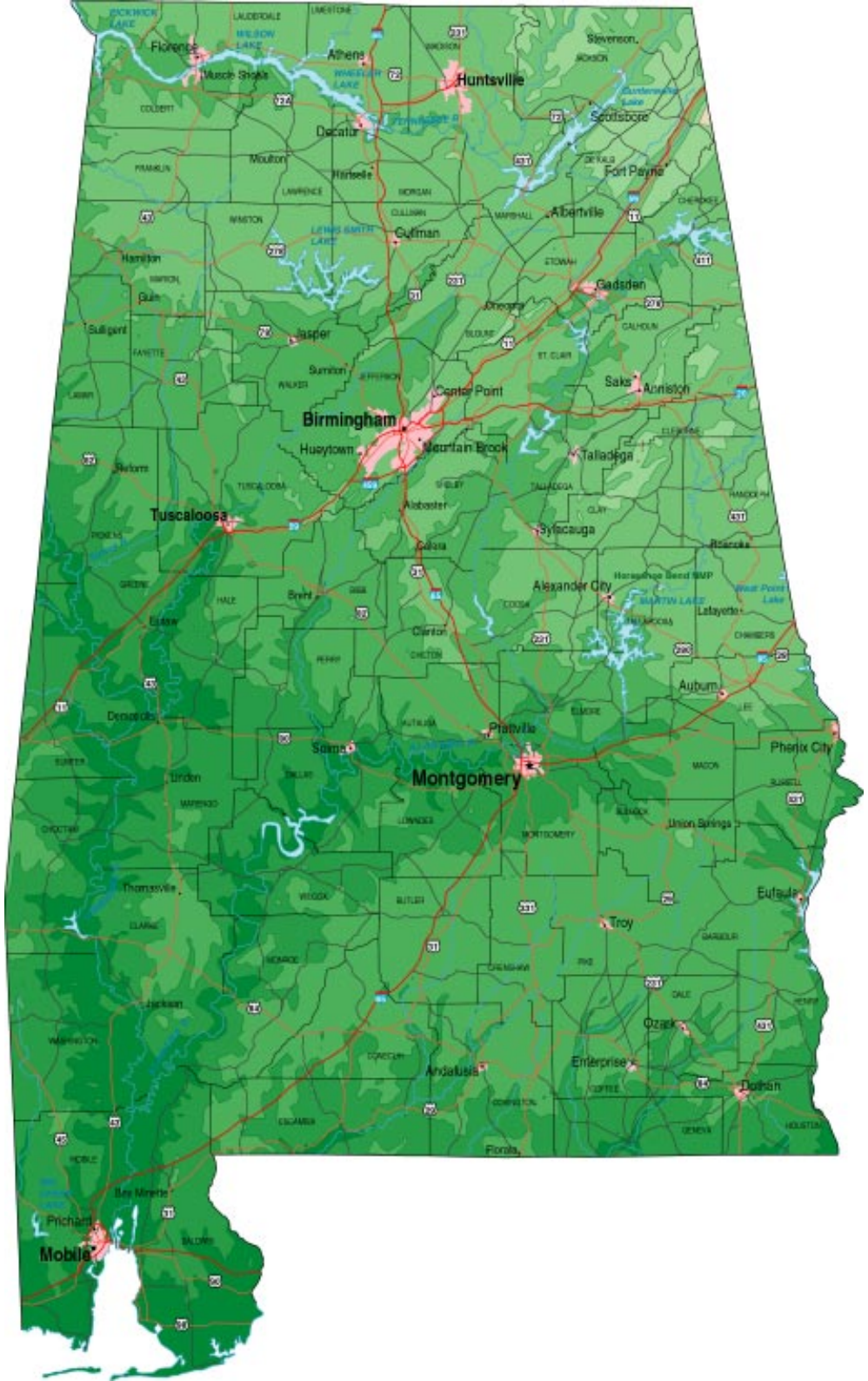
Florence
Muscle Shoals
Athens
Huntsville
Stevenson
Decatur
Scottsboro
Moulton
Hartselle
Fort Payne
Albertville
Cullman
Hamilton
Gadsden
Guin
Jasper
Sulligent
Sumiton
Saks
Anniston
Center Point
Birmingham
Hueytown
Vestavia Hills
Talladega
Tuscaloosa
Alabaster
Sylacauga
Calera
Roanoke
Alexander City
Eutaw
Clanton
Lafayette
Auburn
Demopolis
Prattville
Selma
Phenix City
Montgomery
Uniontown
Union Springs
Thomasville
Eufaula
Troy
Jackson
Ozark
Enterprise
Andalusia
Dothan
Florala
Bay Minette
Prichard
Mobile

Alabama Hardiness Zones

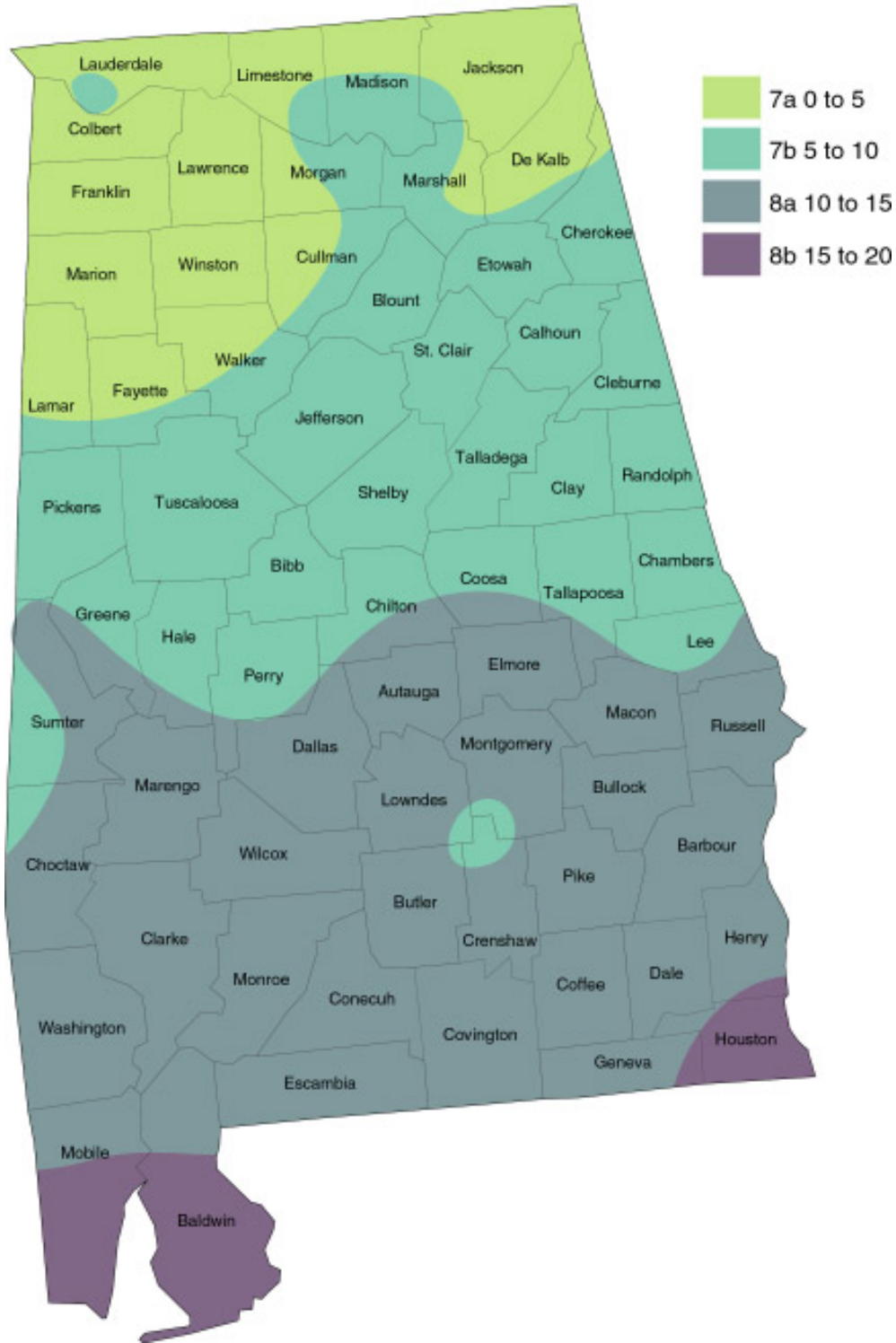

ANTidote®

Beneficial nematodes eradicate fire ants, fleas and white grubs.



1-800-524-1958

Gulf Coast Biotic Technology
Est. #068480-TX-001


Rogers
Springdale
Fayetteville
Harrison
Mountain Home
Corning
Pocahontas
Paragould
Hoxie
Blytheville
Jonesboro
Trumann
Osceola
Tuckerman
Newport
Batesville
Marked Tree
Heber Springs
Van Buren
Fort Smith
Clarksville
Russellville
Atkins
Searcy
Augusta
Parkin
West Memphis
Conway
Cabot
Beebe
Forrest City
Morrilton
Walnut Ridge
Little Rock
North Little Rock
Benton
Hot Springs
Malvern
Pine Bluff
Stuttgart
Arkadelphia
Nashville
Gurdon
Prescott
Fordyce
Camden
Hope
Magnolia
El Dorado
Crossett
Monticello
Warren
McGehee
Dermott
Dumas
Star City
Hamburg
Bradley
Ashdown
De Queen
Mena
Paris
Ozark
Clarksville
Dardanelle
Danville
Clarendon
Marianna
W. Helena
Helena
Lake Ouachita
Lake Dardanelle

Arkansas Hardiness Zones

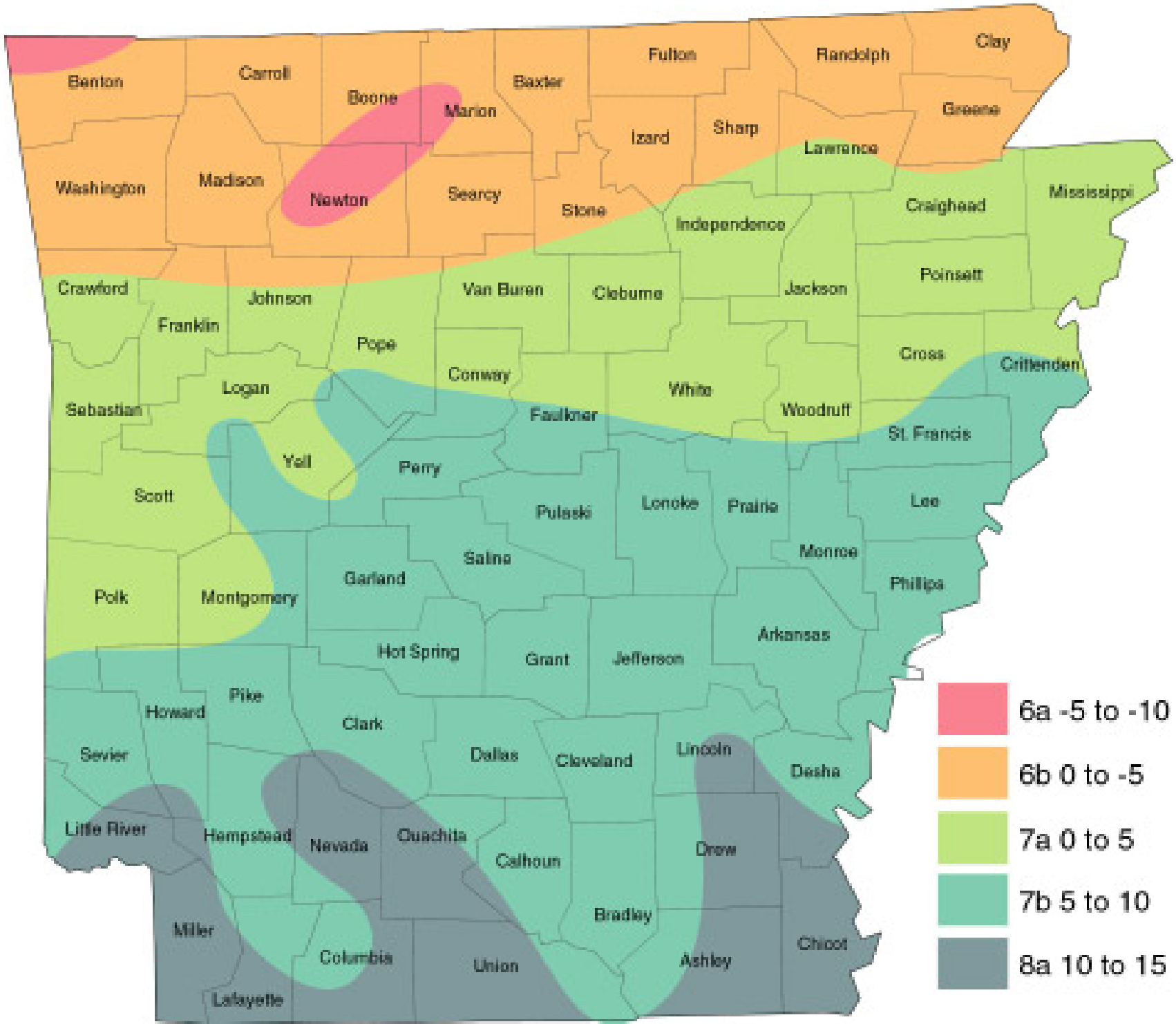


Larry
Yarger


Page
Kayenta
Tuba City
Chinle
Window Rock
COCONINO
MOHAVE
Lake Mohave
Williams
NAVAJO
APACHE
Kingman
Bullhead City
Flagstaff
Winslow
Holbrook
YAVAPAI
Sedona
Chino Valley
Cottonwood
Prescott Valley
Prescott
Bagdad
Lake Havasu City
Snowflake
St. Johns
Payson
Show Low
Eagar
Parker
LA PAZ
Wickenburg
MARICOPA
Sun City
Surprise
Fountain Hills
Scottsdale
Phoenix
Tempe
Mesa
Buckeye
Whiteriver
GILA
Claypool
San Carlos
Superior
GREENLEE
YUMA
Yuma Proving Ground
Gila Bend
Casa Grande
Coolidge
Florence
PINAL
Eloy
Kearny
Morenci
Clifton
Safford
Thatcher
Yuma
Somerton
Wellton
Oracle
San Manuel
Catalina
GRAHAM
Ajo
Tucson
Tucson Estates
Davis-Monthan AFB
Wilcox
PIMA
COCHISE
Green Valley
Benson
Sierra Vista
SANTA CRUZ
Nogales
Bisbee
Douglas

Arizona Hardiness Zones

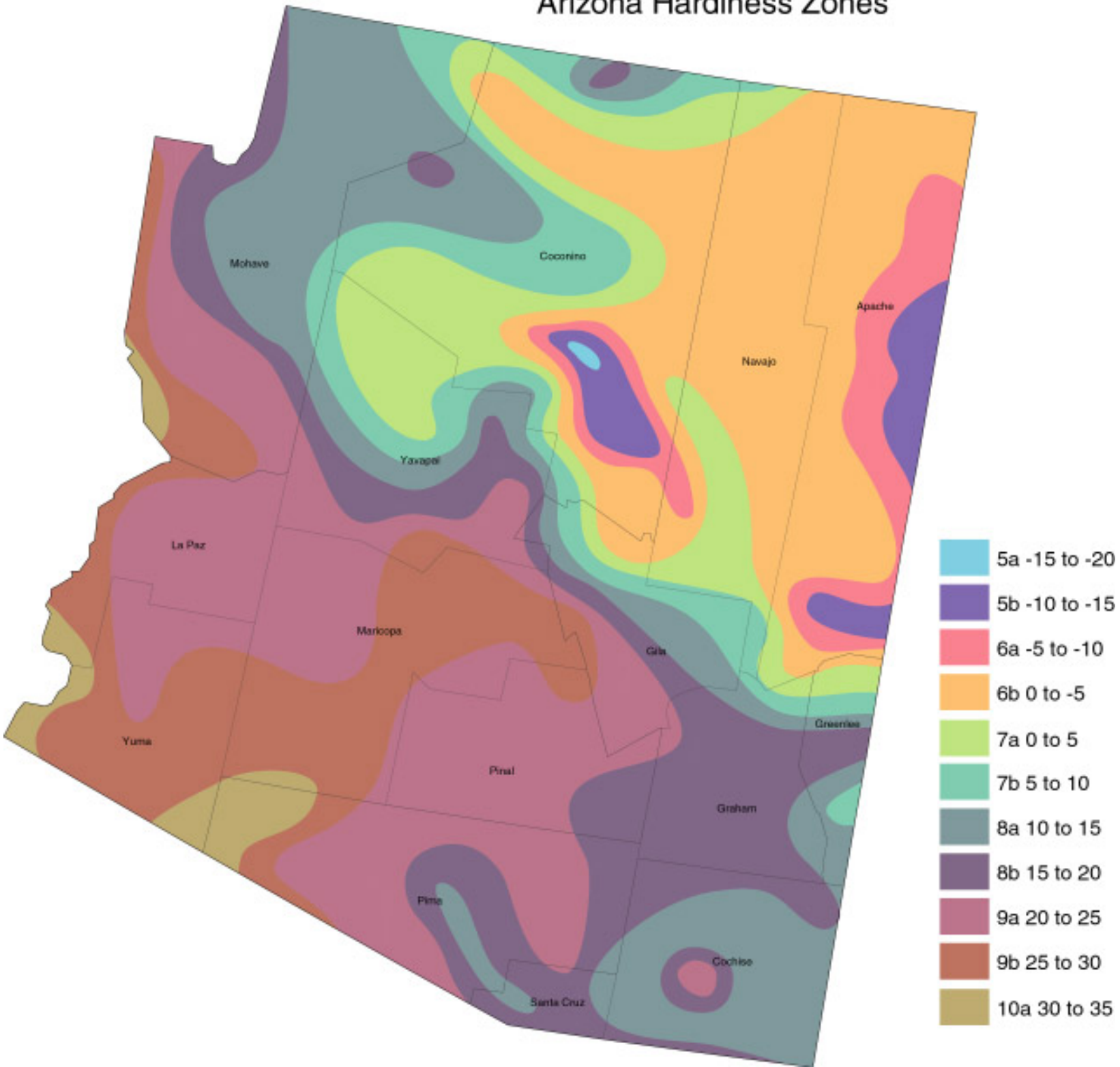


620000
625000
630000
635000
640000
645000
650000
675000
670000
665000
660000
655000
650000
645000
Bamenda


Beth
Doerr

bg_equity_en.jpg

bg_resource_en.jpg

BigTechButton.jpg



blacksapote.jpg


Bob
Hargrave

bookstore2.jpg

buffel.jpg

LEISA

Magazine

1984 ★ 2003

buttonauthor01.jpg

buttonauthor02.jpg

buttonhome01.jpg

buttonhome02.jpg

buttontopic01.jpg

buttontopic02.jpg

buttonvolume01.jpg

buttonvolume02.jpg


Citrus Heights
Arden-Arcade
Sacramento
Santa Rosa
Napa
Fairfield
Vallejo
Concord
Stockton
Richmond
Berkeley
San Francisco
Daly City
Oakland
Modesto
San Mateo
Redwood City
Fremont
Palo Alto
Santa Clara
San Jose
Santa Cruz
Marina
Salinas
Fresno
Bakersfield
Santa Barbara
Simi Valley
Oxnard
Los Angeles
Burbank
Pomona
San Bernardino
Whittier
Riverside
Redondo Beach
Anaheim
Long Beach
Santa Ana
Newport Beach
Mission Viejo
Costa Mesa
Oceanside
Escondido
San Diego
El Cajon
La Mesa
Chula Vista

California Hardiness Zones

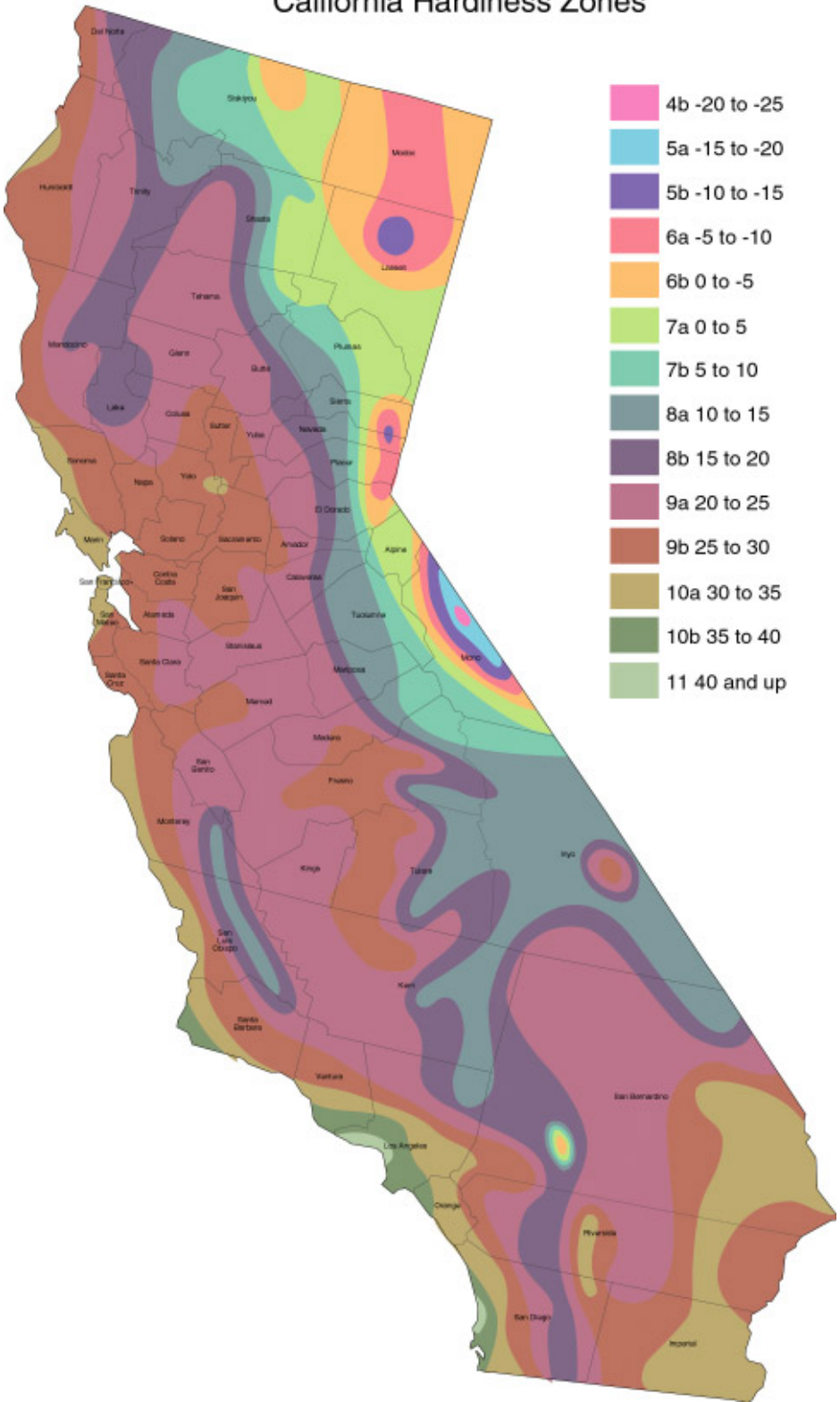

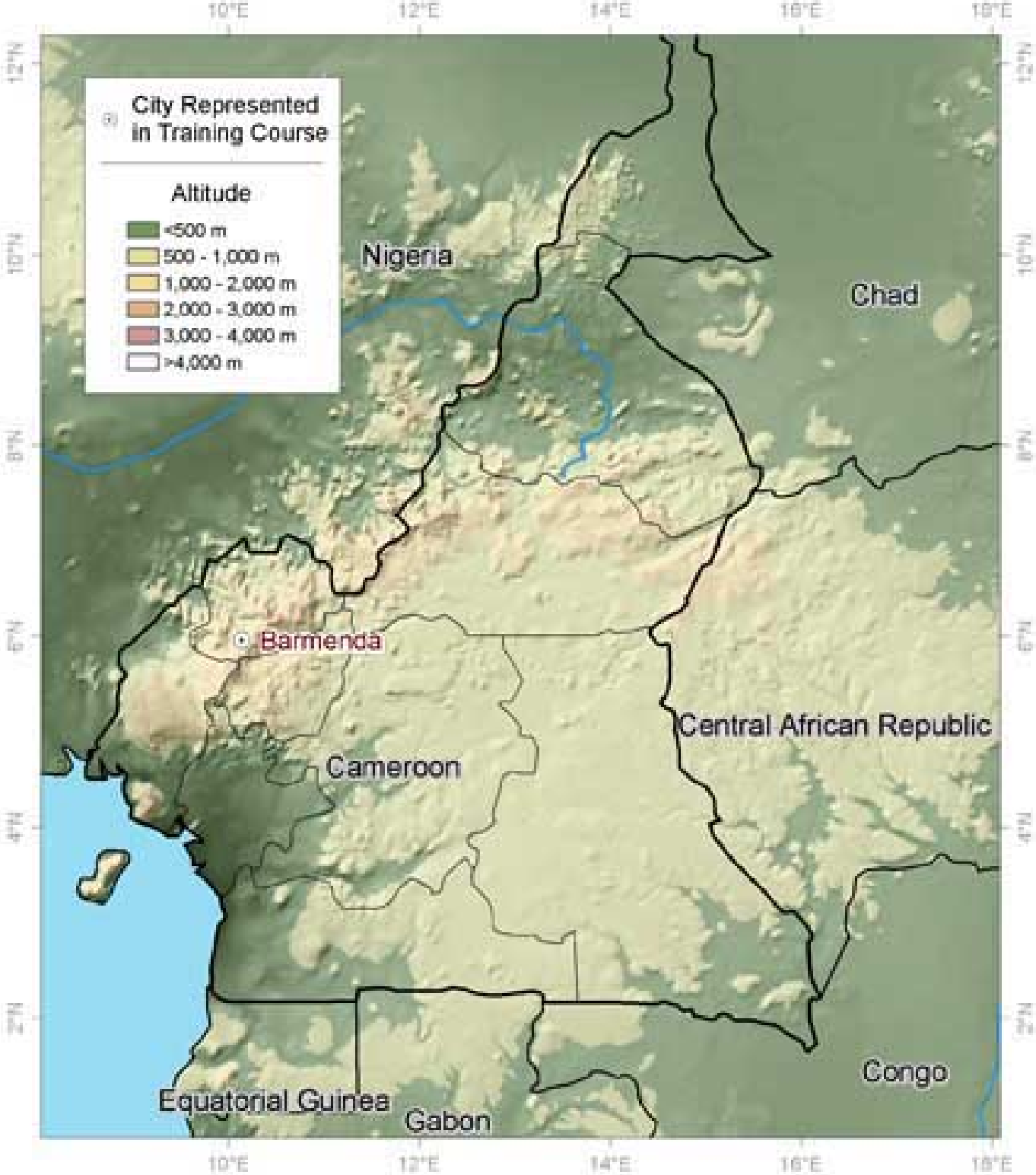
City Represented in Training Course
Altitude
<500 m
500 - 1,000 m
1,000 - 2,000 m
2,000 - 3,000 m
3,000 - 4,000 m
>4,000 m
Nigeria
Chad
Barmenda
Central African Republic
Cameroon
Congo
Equatorial Guinea
Gabon
10°E
12°E
14°E
16°E
18°E
12°N
10°N
8°N
6°N
4°N
2°N

carolyn_fill_seed_orders.jpg

Champion pecan tree in Weatherford being airspaded to expose the buried root flare. Work donated by Moore Tree Care.


FIRST

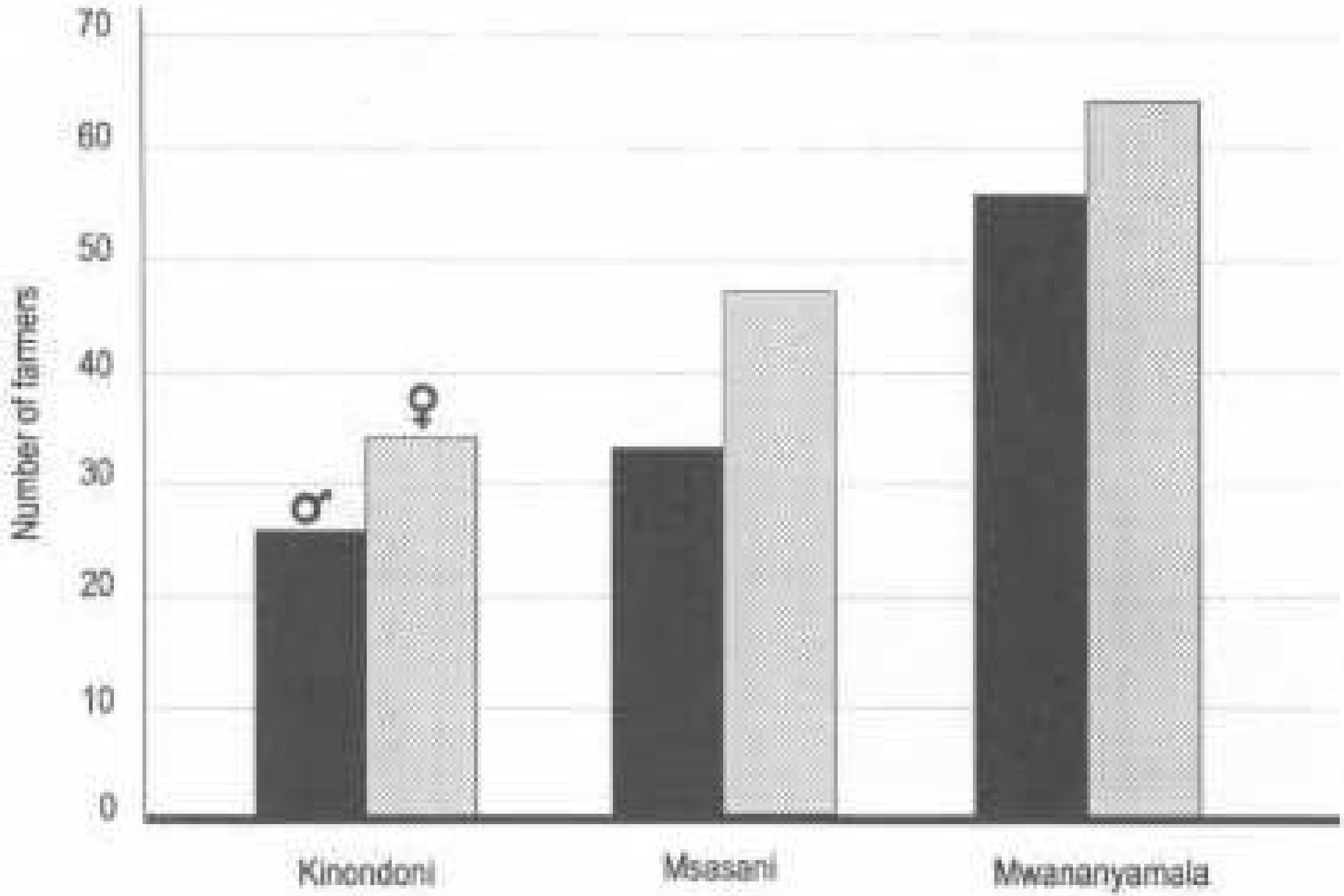

citiesfeedi_43_0.jpg

Sex	Kinondoni	Msasani	Mwananyamala	Number
Male	23.1	29.8	47.1	104
Female	25.5	25.5	49.0	106
Total (%)	24.3	27.6	48.1	
Number	51	58	101	210

citiesfeedi_43_la_0.jpg

Age group (years)	Kinondoni	Msasani	Mwananyamala	All
Males				
15-25	3.8	6.1	8.9	7.0
26-35	34.6	21.2	12.5	20.0
36-45	30.8	39.4	30.4	33.0
46-55	27.0	24.2	14.3	20.0
56-65	3.8	6.1	25.0	14.8
66+	0.0	3.0	8.9	5.2
Number	26	33	56	115
Females				
15-25	0.0	4.3	6.3	4.1
26-35	47.1	42.6	23.4	35.2
36-45	44.1	34.0	43.7	40.7
46-55	8.8	14.9	17.2	14.5
56-65	0.0	2.1	6.3	3.4
66+	0.0	2.1	3.1	2.1
Number	34	47	64	145

citiesfeedi_44_la_0.jpg

Marital status	Kinondoni	Msasani	Mwananyamala	Total
Single	25.0	11.2	11.7	14.6
Married	63.3	73.8	73.3	71.2
Widowed	1.7	2.5	9.2	5.4
Divorced	10.0	12.5	5.8	8.8
Number	60	80	120	260

citiesfeedi_44_la_1.jpg

Geographic area	Major ethnic groups	% respondents
Northeastern	Waarusha, Wachagga, Wapare	26.2
Dar es Salaam and environs	Wazaramo, Wamatumbi, Wandengereko	18.2
Western/Lake Victoria zone	Wanyamwezi, Wasukuma, Wakerewe	15.4
Southwestern	Wabena, Wafipa, Wakinga, Wangoni, Wahehe, Wanyakyusa	10.4
Southeastern	Wamakonde, Warufiji, Wamakua, Wamwera	8.2
Central	Wagogo, Wairaqw	5.4
West of Dar es Salaam	Wakaguru, Waluguru	4.6
West and Northwestern	Waha, Wahaya	4.2
Eastern/Tanga	Wabondei, Wasambaa, Wazigua	3.2
Other areas	Others	4.2

citiesfeedi_46_la_0.jpg

Household size	Kinondoni	Msasani	Mwananyamala	Total	
				%	Number
1-3	18.3	1.3	8.3	11.5	30
4-6	46.7	52.2	36.7	43.8	114
7-9	33.3	31.3	42.5	36.9	96
10+	1.7	5.0	12.5	7.7	20
Number	60	80	120		260

citiesfeedi_47_la_0.jpg

Relative or other person	Kinondoni	Msasani	Mwananyamala	Total	
				%	Number
Grandfather	0	0	1.0	0.5	1
Grandmother	8.3	3.1	6.5	5.9	13
Uncle	16.7	9.4	16.8	14.6	32
Nephew	12.5	14.0	12.1	12.8	28
Niece	16.7	15.6	12.1	14.2	31
Grandchild	0	6.3	12.1	7.8	17
House servant	20.8	21.9	17.8	19.6	43
Security guard	8.3	17.2	6.5	10.0	22
Other	16.7	12.5	15.1	14.6	32
Number	48	64	107		219

citiesfeedi_48_la_1.jpg

			Total	
Education level	Male	Female	%	Number
No education	21.7	10.3	15.4	40
Completed primary	16.5	22.8	20.0	52
a-level	16.5	11.7	13.8	36
A-level	12.2	23.4	18.5	48
University	14.8	11.7	13.1	34
Other higher education[a]	18.3	20.1	19.2	50
Number	115	145		260

citiesfeedi_50_la_0.jpg

Assumed urban farmer	Scale of responses				
	Strongly agree	Agree	Neutral	Disagree	Strongly disagree
High-income earners in government	86.1	13.1	0.4	0	0.4
Middle-income civil servants	10.4	83.4	0	0	6.2
Self-employed women	2.7	71.9	0	0	25.4
Single mothers as household heads	0.4	44.2	0.8	0.8	53.8
Housewives with no regular jobs	1.2	39.6	0.8	1.9	56.5
Jobless and unemployed	0	8.1	7.3	47.3	37.3
School children led by teachers	0	8.1	6.5	4.6	80.8
Poor who earn <2 000 TZS/month	0	1.2	29.5	46.5	22.8
All low-income earners	0.4	0.4	97.7	0.8	0.8

citiesfeedi_52_la_0.jpg

	Type of casual worker (%)				
Ward	Labourer	Cart-pusher	Unskilled brick-layer	Other	Number
Kinondoni	41.7	8.3	41.7	8.3	12
Msasani	18.8	12.5	37.5	31.2	16
Mwananyamala	22.7	50.0	22.7	4.6	22
% of total	26.0	30.0	32.0	14.0	
Number	13	14	16	7	50

citiesfeedi_54_la_0.jpg

Category of major beneficiary	% responding Yes
Government and parastatal workers	92.7
Migrants not natives of Dar es Salaam	92.7
Women heads of households	69.2
People without transport	2.3
Landless	1.5
Urban poor	0.4

citiesfeedi_56_la_0.jpg

co_composting.jpg

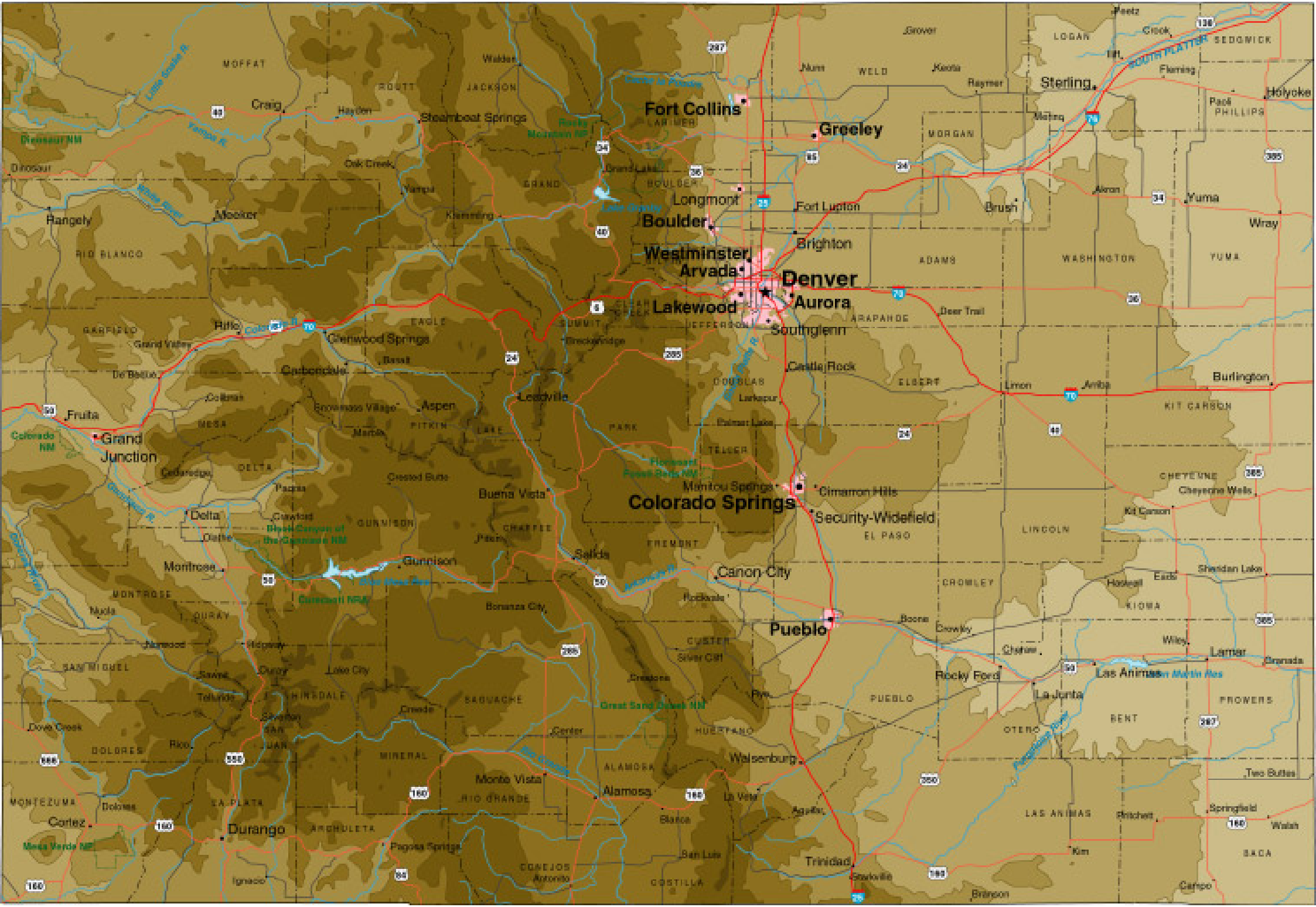

Denver
Aurora
Lakewood
Arvada
Westminster
Boulder
Longmont
Fort Collins
Greeley
Colorado Springs
Pueblo
Grand Junction
Fort Lupton
Brighton
Southglenn
Castle Rock
Cimarron Hills
Security-Widefield
Manitou Springs
Canon City
Sterling
Holyoke
Yuma
Wray
Brush
Akron
Burlington
Limon
Arriba
Deer Trail
Lamar
Las Animas
La Junta
Rocky Ford
Trinidad
Walsenburg
Alamosa
Monte Vista
Durango
Cortez
Montrose
Delta
Gunnison
Salida
Buena Vista
Leadville
Aspen
Glenwood Springs
Rifle
Craig
Steamboat Springs
Meeker
Rangely
Fruita
Carbondale
Grand Valley
De Beque
Basalt
Snowmass Village
Crested Butte
Telluride
Ouray
Silverton
Lake City
Creede
Pagosa Springs
Ignacio
Dolores
Dove Creek
Nucla
Norwood
Ridgway
Rico
Olathe
Cedaredge
Paonia
Crawford
Hotchkiss
Marble
Pitkin
Bonanza City
Saguache
Center
Blanca
San Luis
La Veta
Aguilar
Antonito
Starkville
Branson
Kim
Pritchett
Springfield
Walsh
Two Buttes
Campo
Granada
Wiley
Cheraw
Crowley
Boone
Eads
Haswell
Sheridan Lake
Kit Carson
Cheyenne Wells
Rockvale
Silver Cliff
Crestone
Rye
Palmer Lake
Larkspur
Breckenridge
Kremmling
Walden
Hayden
Oak Creek
Yampa
Grand Lake
Nunn
Grover
Keota
Raymer
Peetz
Crook
Iliff
Fleming
Paoli
Merino
Dinosaur
Collbran
MOFFAT
ROUTT
JACKSON
LARIMER
WELD
LOGAN
SEDGWICK
PHILLIPS
MORGAN
BOULDER
GRAND
RIO BLANCO
GARFIELD
EAGLE
SUMMIT
CLEAR CREEK
JEFFERSON
ADAMS
ARAPAHOE
WASHINGTON
YUMA
ELBERT
DOUGLAS
KIT CARSON
LINCOLN
CHEYENNE
EL PASO
TELLER
PARK
LAKE
PITKIN
MESA
DELTA
GUNNISON
CHAFFEE
FREMONT
CROWLEY
KIOWA
MONTROSE
OURAY
SAN MIGUEL
HINSDALE
SAGUACHE
CUSTER
PUEBLO
OTERO
BENT
PROWERS
DOLORES
SAN JUAN
MINERAL
ALAMOSA
HUERFANO
RIO GRANDE
MONTEZUMA
LA PLATA
ARCHULETA
CONEJOS
COSTILLA
LAS ANIMAS
BACA
Dinosaur NM
Colorado NM
Rocky Mountain NP
Florissant Fossil Beds NM
Black Canyon of the Gunnison NM
Curecanti NRA
Great Sand Dunes NM
Mesa Verde NP
Little Snake R.
Yampa R.
White River
Colorado R.
Gunnison R.
Dolores River
Cache la Poudre
South Platte R.
South Platte River
Arkansas R.
Purgatoire River
Rio Grande
Lake Granby
Blue Mesa Res.
John Martin Res.
287
40
34
36
85
25
76
70
6
24
285
50
550
666
160
385
287
350
84

COgeo.jpg

Colorado Hardiness Zones

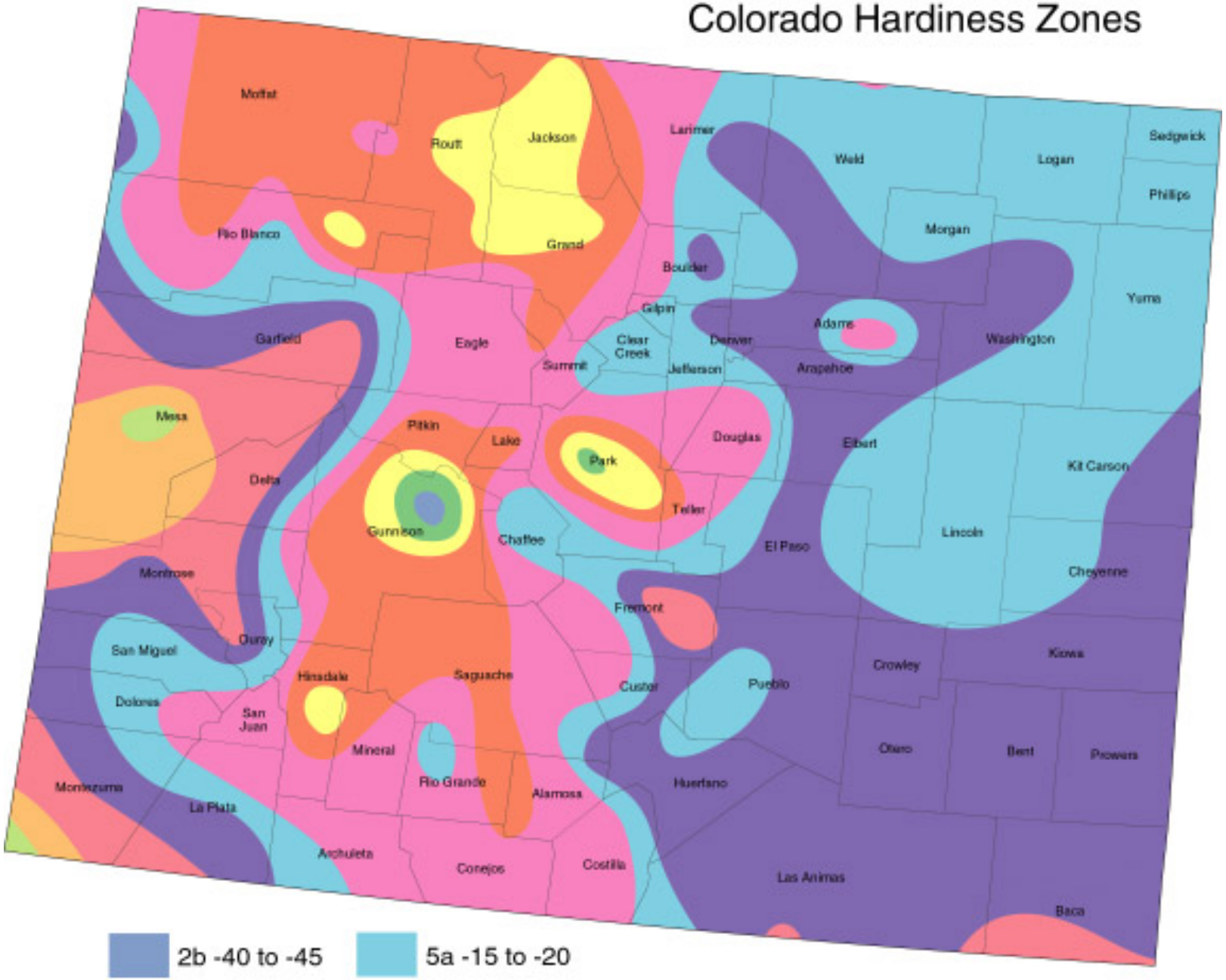

2b -40 to -45	5a -15 to -20
3a -35 to -40	5b -10 to -15
3b -30 to -35	6a -5 to -10
4a -25 to -30	6b 0 to -5
4b -20 to -25	7a 0 to 5

compost.jpg

compost_packing_community_based01.jpg

compost_packing_community_based02.jpg

compost_packing01.jpg

compost_packing02.jpg

composting_barrel.jpg

composting_community.jpg

composting_system_windrow.jpg

conf1.jpg

conf2.jpg

Conference Group 2004 cropped2.jpg

container_garden.jpg


IDRC CRDI
The International Development Research Centre
Science for Humanity

corp_en.jpg

corpr_en.jpg

LEISA
revista de
agroecología

Diversidad de la agricultura

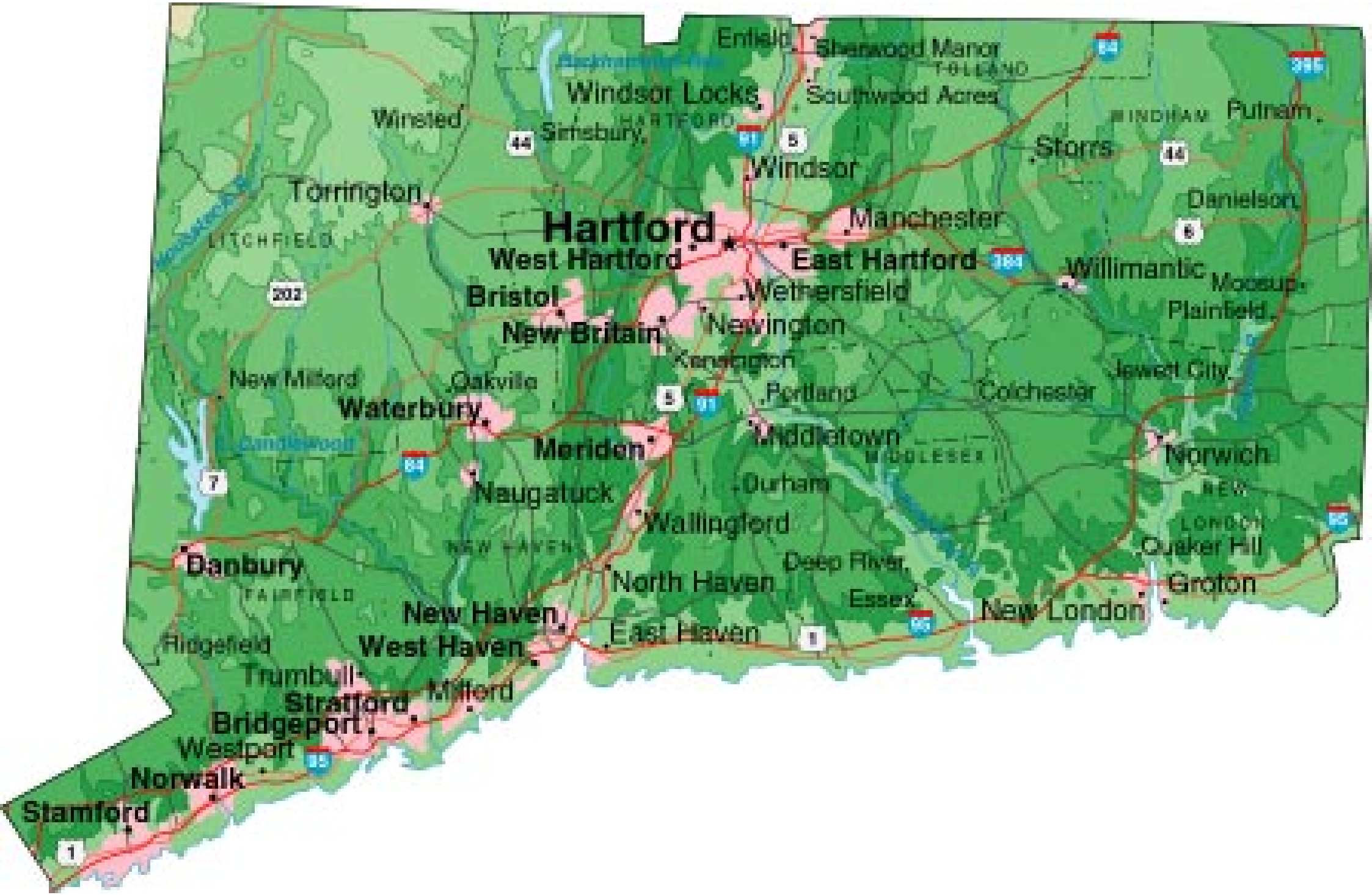
Enfield
Sherwood Manor
TOLLAND
Windsor Locks
Southwood Acres
Winsted
HARTFORD
Simsbury
WINDHAM
Putnam
Storms
Windsor
Torrington
Danielson
Hartford
Manchester
LITCHFIELD
West Hartford
East Hartford
Willimantic
Moosup
Bristol
Wethersfield
Plainfield
New Britain
Newington
Kensington
New Milford
Oakville
Jewett City
Portland
Colchester
Waterbury
Middletown
Meriden
MIDDLESEX
Norwich
Naugatuck
Durham
NEW
LONDON
Wallingford
NEW HAVEN
Quaker Hill
Danbury
Deep River
North Haven
Groton
FAIRFIELD
Essex
New Haven
New London
East Haven
Ridgefield
West Haven
Trumbull
Milford
Stratford
Bridgeport
Westport
Norwalk
Stamford

CTgeo.jpg

Connecticut Hardiness Zones

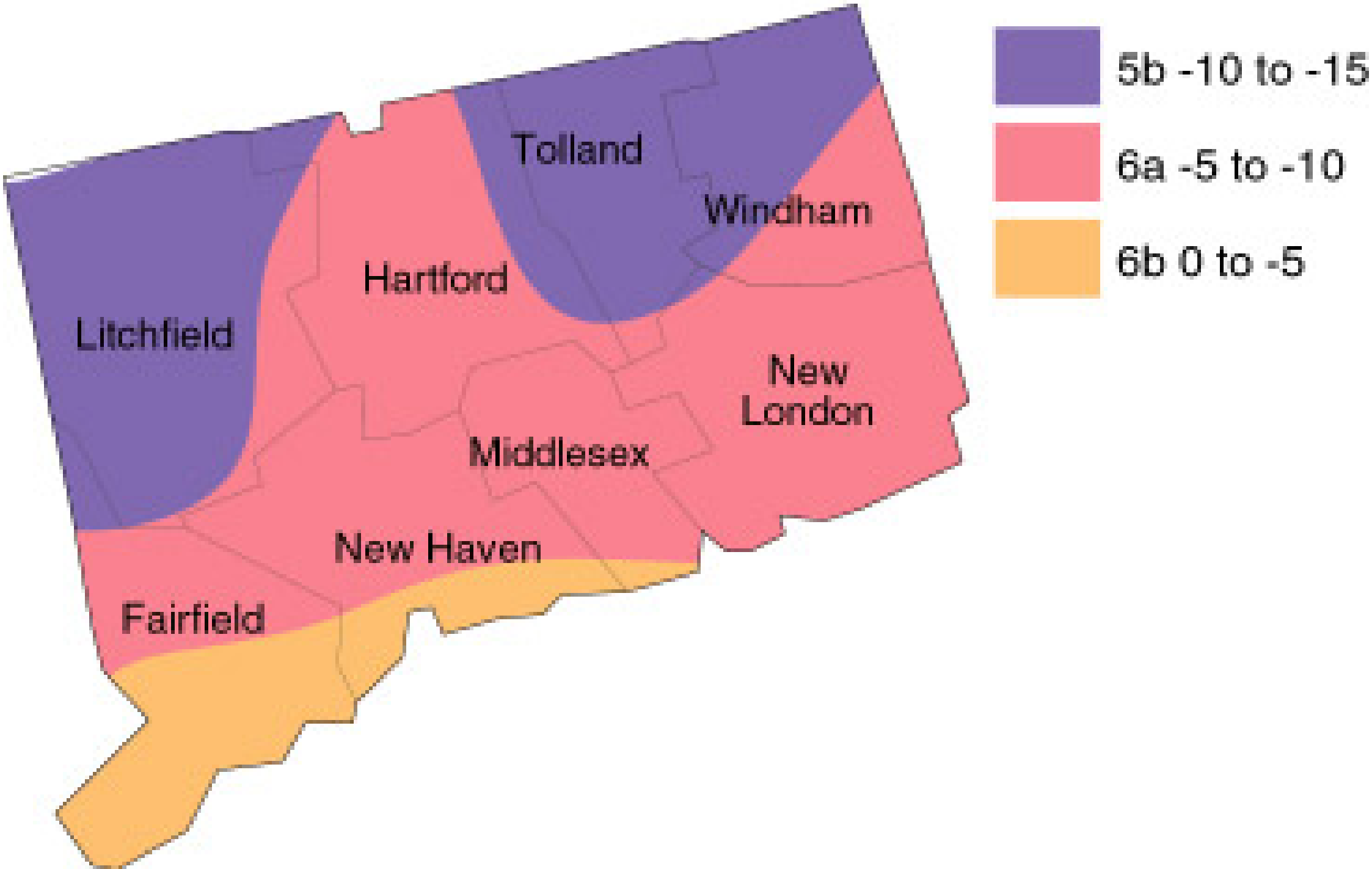


Food Star
Cynthia
Sellers

dcp_2279.jpg

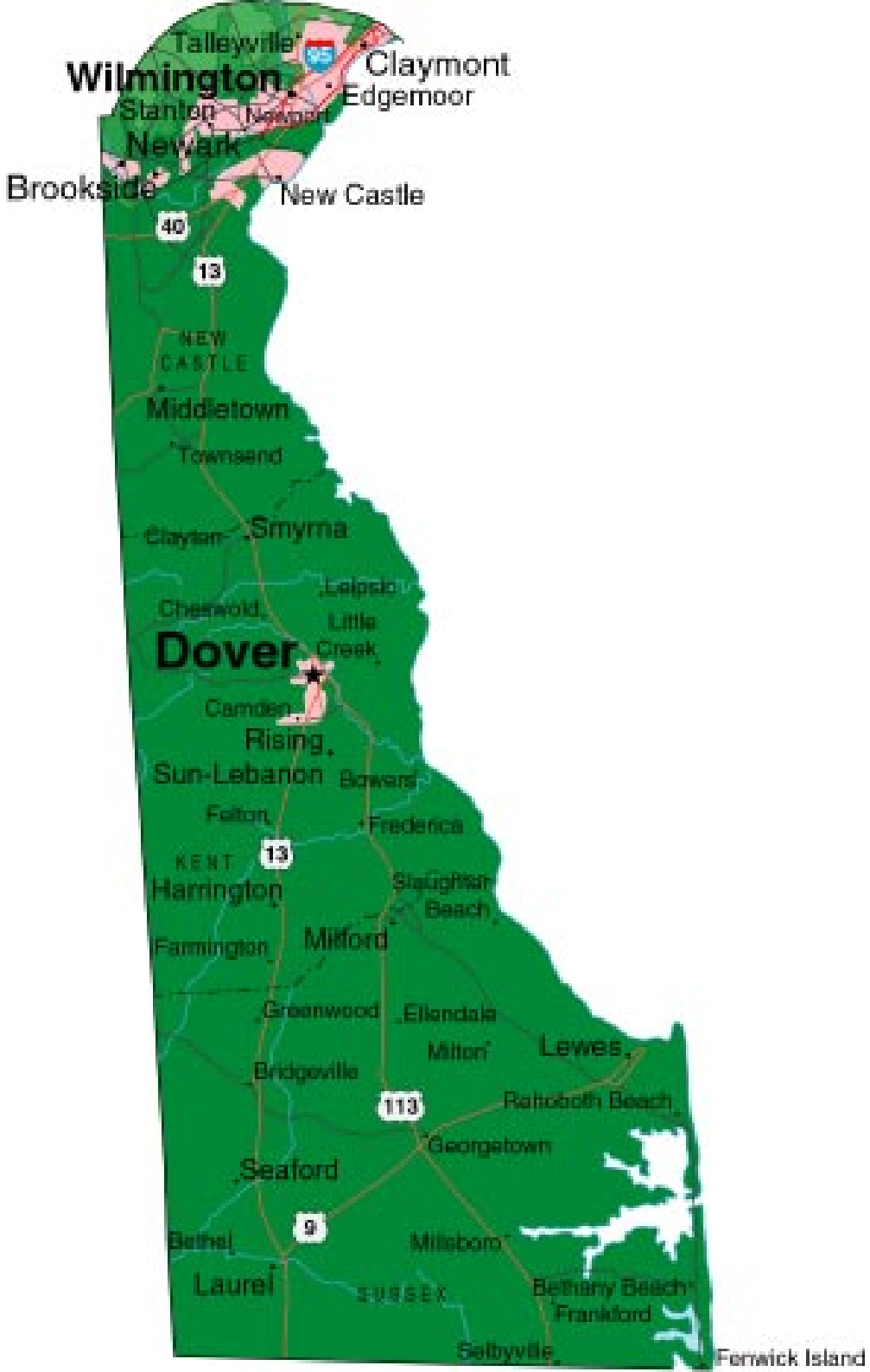
Talleyville
Wilmington
Claymont
Edgemoor
Stanton
Newport
Newark
Brookside
New Castle
40
13
NEW CASTLE
Middletown
Townsend
Clayton
Smyrna
Leipsic
Cheswold
Little Creek
Dover
Camden
Rising Sun-Lebanon
Bowers
Felton
Frederica
KENT
13
Harrington
Slaughter Beach
Farmington
Milford
Greenwood
Ellendale
Milton
Lewes
Bridgeville
113
Rehoboth Beach
Georgetown
Seaford
9
Bethel
Millsboro
Laurel
SUSSEX
Bethany Beach
Frankford
Selbyville
Fenwick Island

Delaware Hardiness Zones

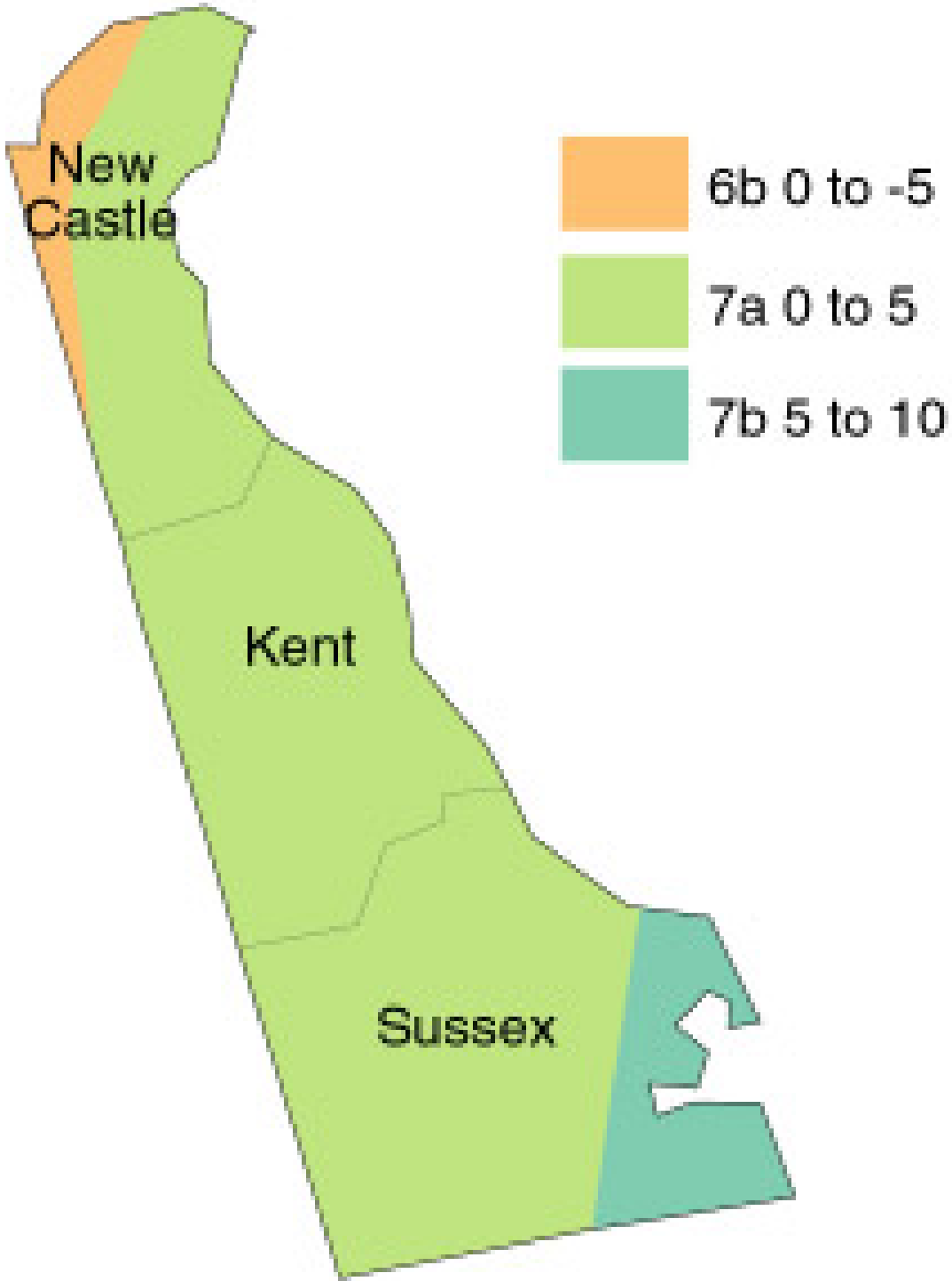

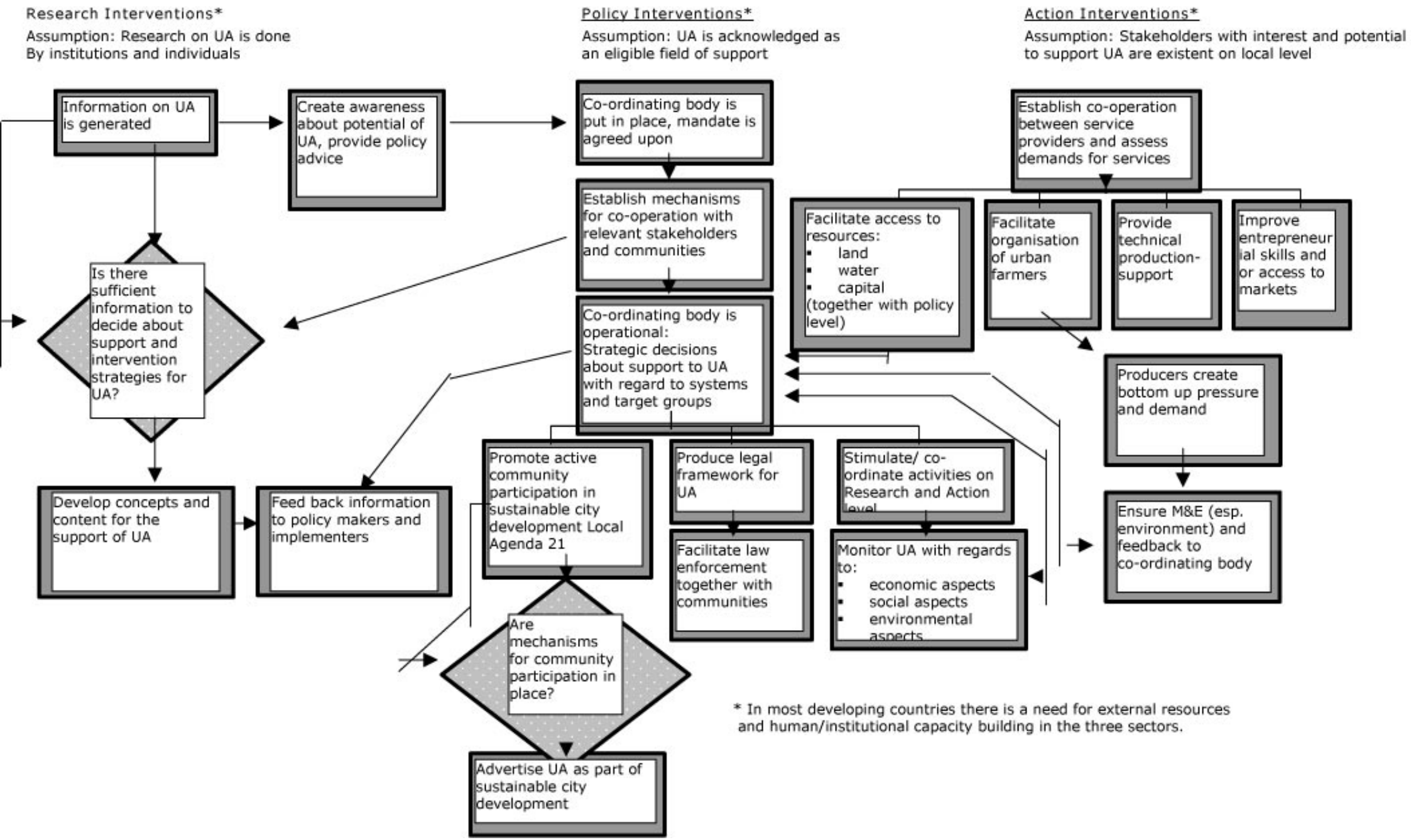

drescher_ua_interventions.jpg



dry.jpg


Partyhire


[malaria]
dengue
tetanus


Kasinde


FARMER


Coca-Cola

echo_aerial.jpg



eepsea_en.jpg

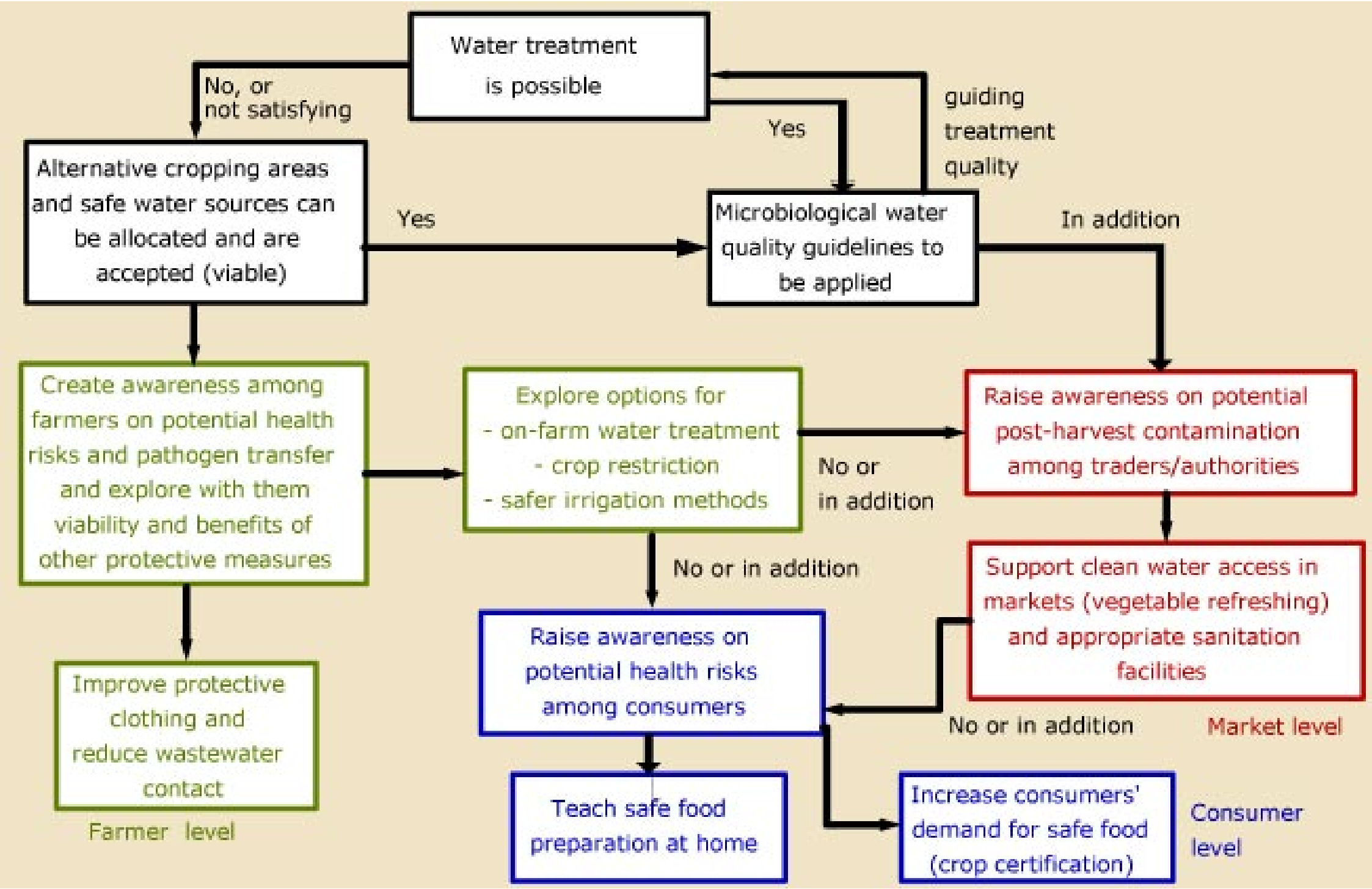

entry_points_risk_reduction_PPT.jpg

f0025-01.jpg

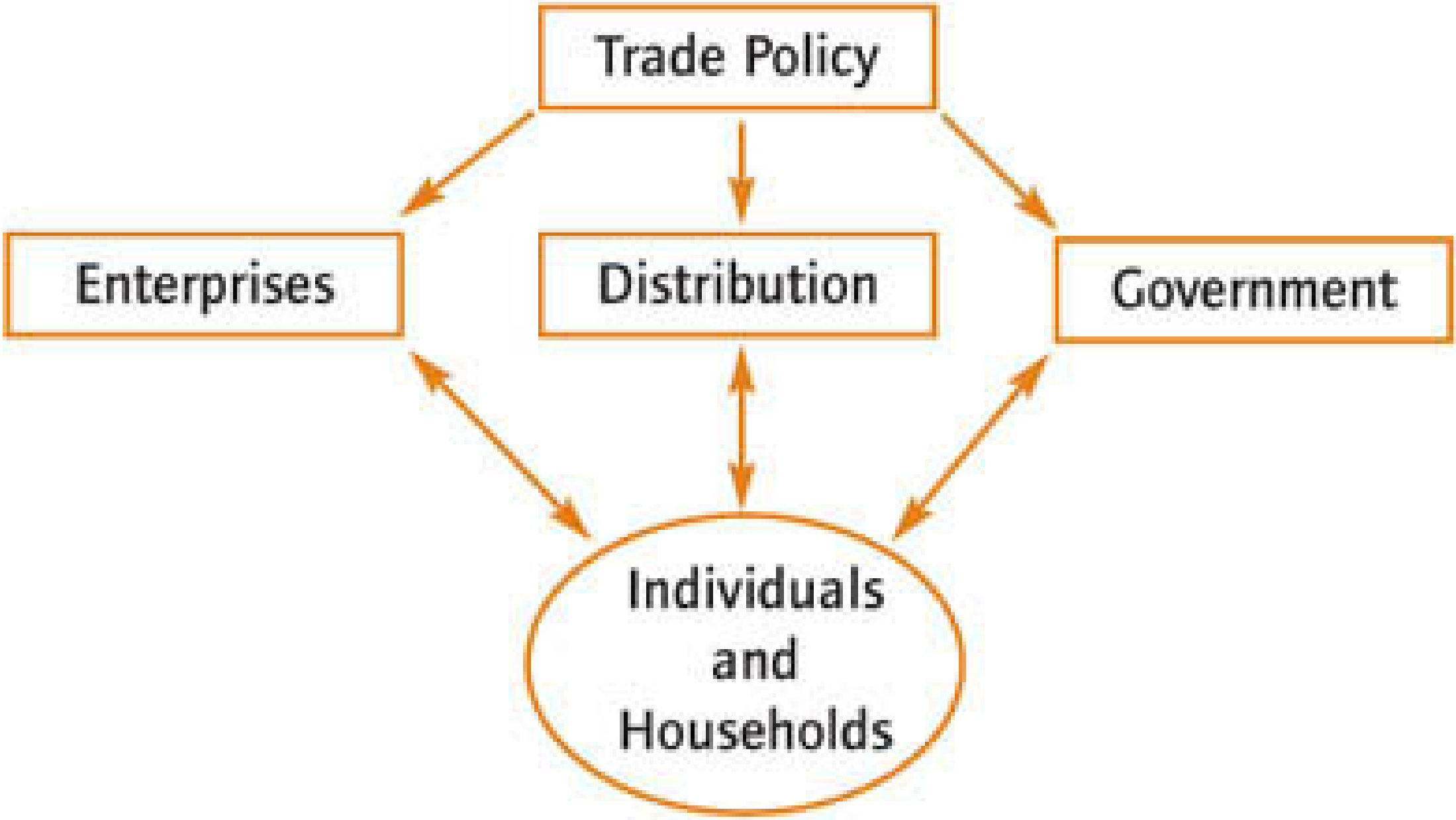
Trade Policy
Enterprises
Distribution
Government
Individuals
and
Households

f0065-01.jpg

f0073-01.jpg

f0095_01.jpg

f0103-01.jpg

farm_day_training.jpg


ferrier
CUSTOM HOMES
High Performance, healthy, green building
817.237.6262 www.ferriercustomhomes.com

Ferrier.jpg



Flea


Pensacola
Tallahassee
Jacksonville
Gainesville
Orlando
Daytona Beach
Tampa
Clearwater
Largo
St. Petersburg
West Palm Beach
Pompano Beach
Fort Lauderdale
Hollywood
Miami Beach
Miami
Hialeah
Kendall
Fernandina Beach
Jacksonville Beach
St. Augustine
Palm Coast
Flagler Beach
Ormond Beach
New Smyrna Beach
Cocoa Beach
Melbourne
Vero Beach
Fort Pierce
Port St. Lucie
North Palm Beach
Lake Worth
Delray Beach
Boca Raton
Homestead
Key Largo
Marathon
Key West
Big Pine Key
Bellview
Warrington
Panama City
Tyndall AFB
Apalachicola
Cross City
Lake City
Ocala
Leesburg
Sanford
Titusville
Cocoa
Kissimmee
Hudson
New Port Richey
Tarpon Springs
Plant City
Lakeland
Winter Haven
Bradenton
Bayshore Gardens
Sarasota
Sarasota Springs
Venice
Englewood
Port Charlotte
Fort Myers
Cape Coral
Sanibel
Bonita Shores
Naples Park
Naples
Marco
Immokalee
Belle Glade
Boynton Beach
Margate
Tamiami
Homestead AFB
Big Cypress
Everglades
Tavernier
Plantation
Islamorada
Layton
Stock Island
Apalachee Bay
ST JOSEPH BAY
Port St. Joe
Carrabelle
Horseshoe Beach
Crystal River
Inverness
Brooksville
Oak Ridge
Haines City
Winter Haven
Bartow
Frostproof
Avon Park
Wauchula
Okeechobee
Indiantown
Jupiter
Tequesta
Jensen Beach
Stuart
Belle Glade
Lehigh Acres
Sandpiper Cove
Garden Gate
Naples Manor
Pennsuco
Richmond Heights
Biscayne NP
Whitewater Bay
Everglades NP
FLORIDA BAY
Big Cypress NPRES
Fernandina Beach Timucuan Ecological and Historical
Gulf Islands NS
Chattahoochee
Marianna
Quincy
Madison
Jasper
Perry
Steinhatchee
Cedar Key
Wacasassa Bay
Beverly Hills
Deltona
Longwood
Winter Park
Maitland
Orlando
Cocoa
Kissimmee
Land O Lakes
Plant City
Apollo Beach
Ruskin
Palmetto
Bradenton
Sarasota
Osprey
Venice
Charlotte Harbor
Fort Myers
Cape Coral
Sanibel
Bonita Shores
Naples Park
Naples
Marco
Everglades
Immokalee
Boynton Beach
Delray Beach
Boca Raton
Pompano Beach
Fort Lauderdale
Hollywood
Hialeah
Miami Beach
Miami
Kendall
Homestead
Homestead AFB
Key Largo
Tavernier
Plantation
Islamorada
Layton
Marathon
Big Pine Key
Key West
Stock Island
Tyndall AFB
Panama City
Apalachicola
Cross City
Lake City
Ocala
Leesburg
Sanford
Titusville
Cocoa
Kissimmee
Hudson
New Port Richey
Tarpon Springs
Plant City
Lakeland
Winter Haven
Bartow
Frostproof
Avon Park
Wauchula
Okeechobee
Indiantown
Jupiter
Tequesta
Jensen Beach
Stuart
Belle Glade
Lehigh Acres
Sandpiper Cove
Garden Gate
Naples Manor
Pennsuco
Richmond Heights
Biscayne NP
Whitewater Bay
Everglades NP
FLORIDA BAY
Big Cypress NPRES
Fernandina Beach Timucuan Ecological and Historical
Gulf Islands NS
Chattahoochee
Marianna
Quincy
Madison
Jasper
Perry
Steinhatchee
Cedar Key
Wacasassa Bay
Beverly Hills
Deltona
Longwood
Winter Park
Maitland
Orlando
Cocoa
Kissimmee
Land O Lakes
Plant City
Apollo Beach
Ruskin
Palmetto
Bradenton
Sarasota
Osprey
Venice
Charlotte Harbor
Fort Myers
Cape Coral
Sanibel
Bonita Shores
Naples Park
Naples
Marco
Everglades
Immokalee
Boynton Beach
Delray Beach
Boca Raton
Pompano Beach
Fort Lauderdale
Hollywood
Hialeah
Miami Beach
Miami
Kendall
Homestead
Homestead AFB
Key Largo
Tavernier
Plantation
Islamorada
Layton
Marathon
Big Pine Key
Key West
Stock Island

Florida Hardiness Zones

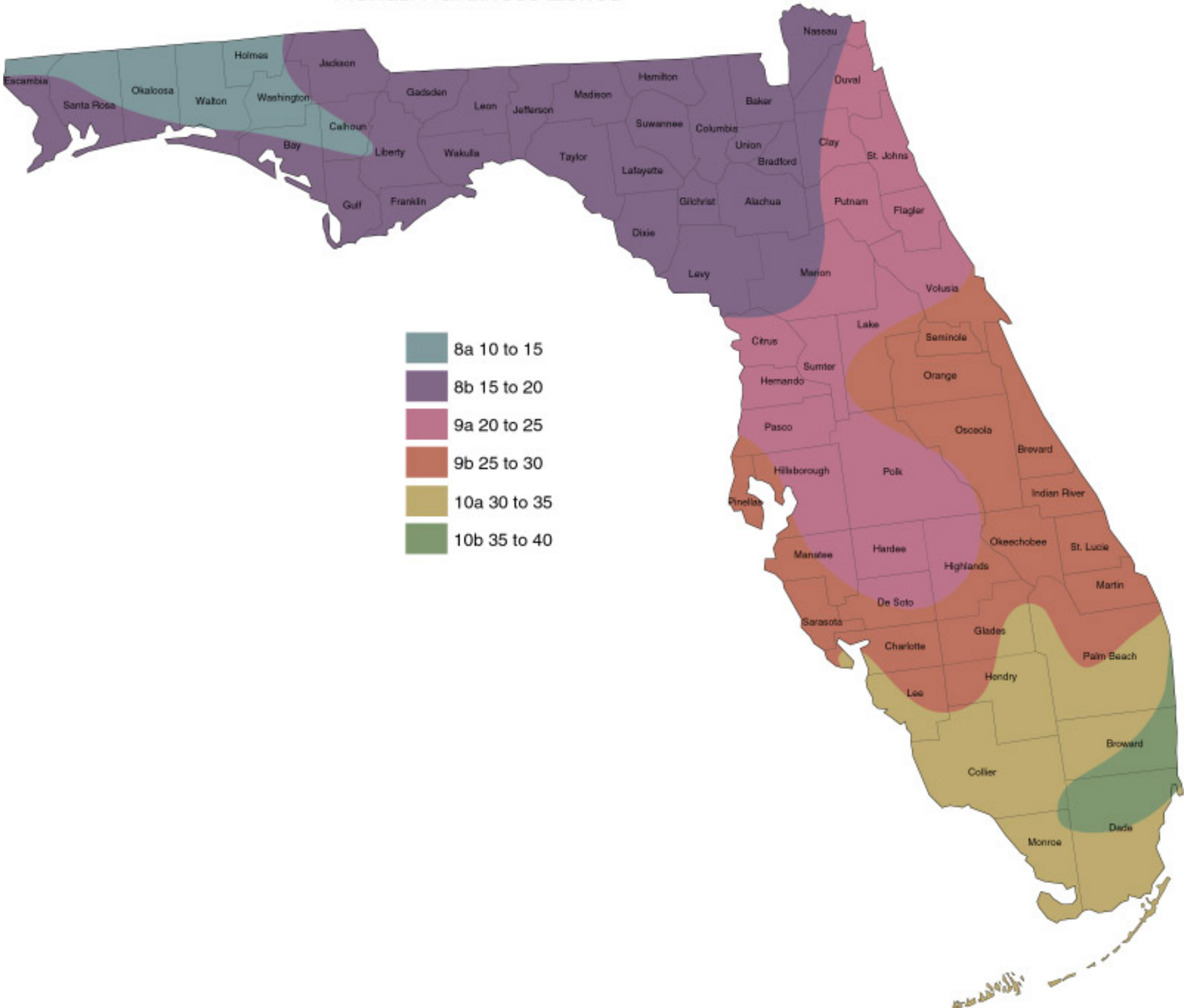

freebooks_en.jpg

french_garden.jpg



FS74_1.jpg

FS74_2.jpg



FS74_5.jpg

FS74_7.jpg

FS74_8.jpg

FS74_9.jpg


167,000

FS75p8.jpg

FS75p13.jpg



DirtDoctor.com helps you...



...have beautiful gardens and healthy pets...



...control pests with non-toxic products...

...and Save Money!

DirtDoctor.com | Natural Organic Gardening & Living

Dirt Doctor™

Thank You for your Ground Crew membership

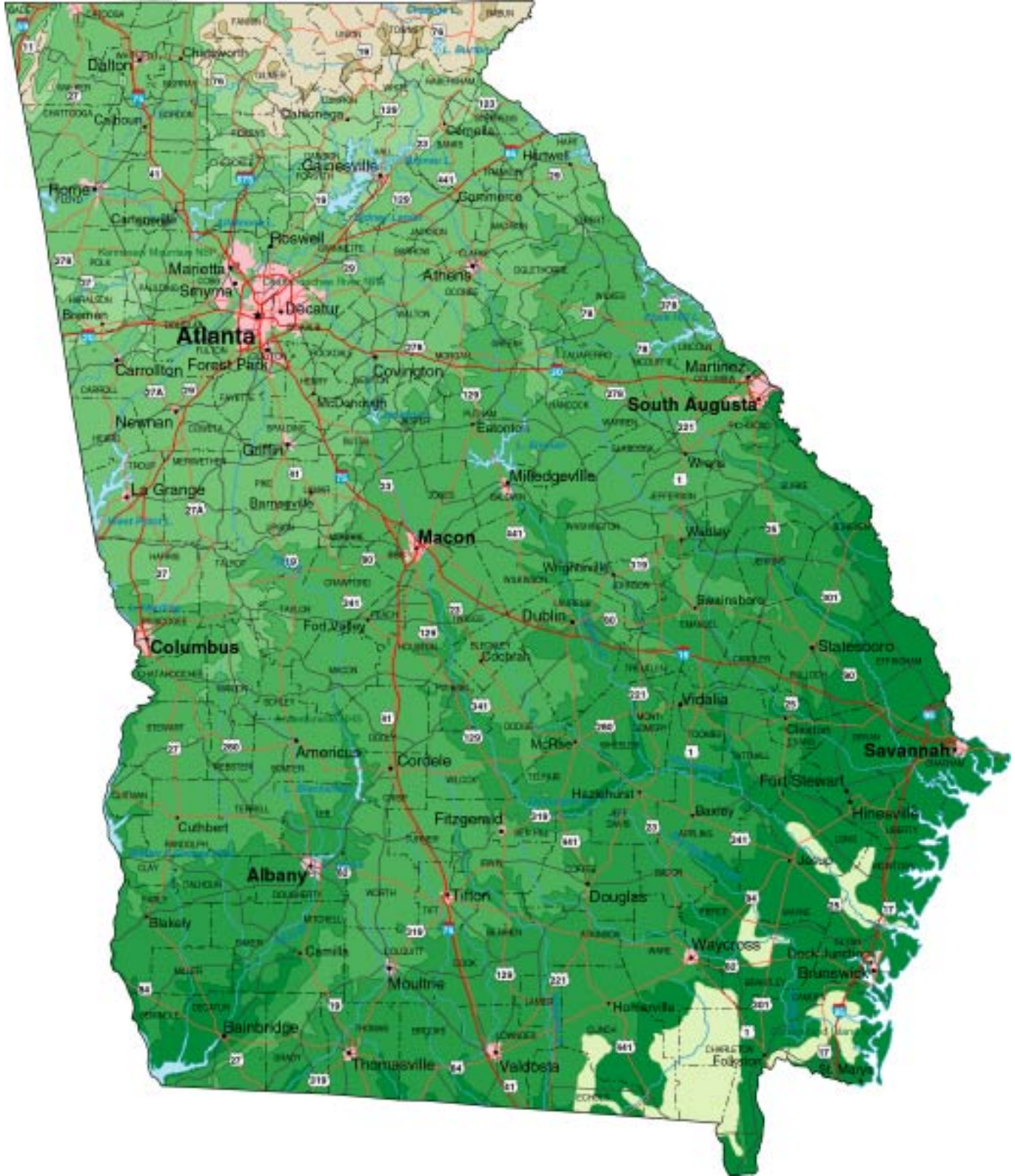
Dalton
Chatsworth
Calhoun
Chattanooga
Cartersville
Rome
Gainesville
Cumming
Hiawassee
Roswell
Marietta
Smyrna
Athens
Decatur
Atlanta
Carrollton
Forest Park
Covington
Martinez
South Augusta
McDonough
Newnan
Eatonton
Griffin
Milledgeville
La Grange
Barnesville
Macon
Wrens
Wadley
Wrightsville
Swainsboro
Dublin
Ft. Valley
Columbus
Cochran
Statesboro
Vidalia
Americus
Cordele
McRae
Savannah
Ft. Stewart
Hazlehurst
Hinesville
Baxley
Cuthbert
Fitzgerald
Albany
Tifton
Douglas
Jesup
Blakely
Camilla
Waycross
Dock Junction
Brunswick
Moultrie
Hortensia
Bainbridge
Thomasville
Valdosta
Folkston
St. Marys

Georgia Hardiness Zones

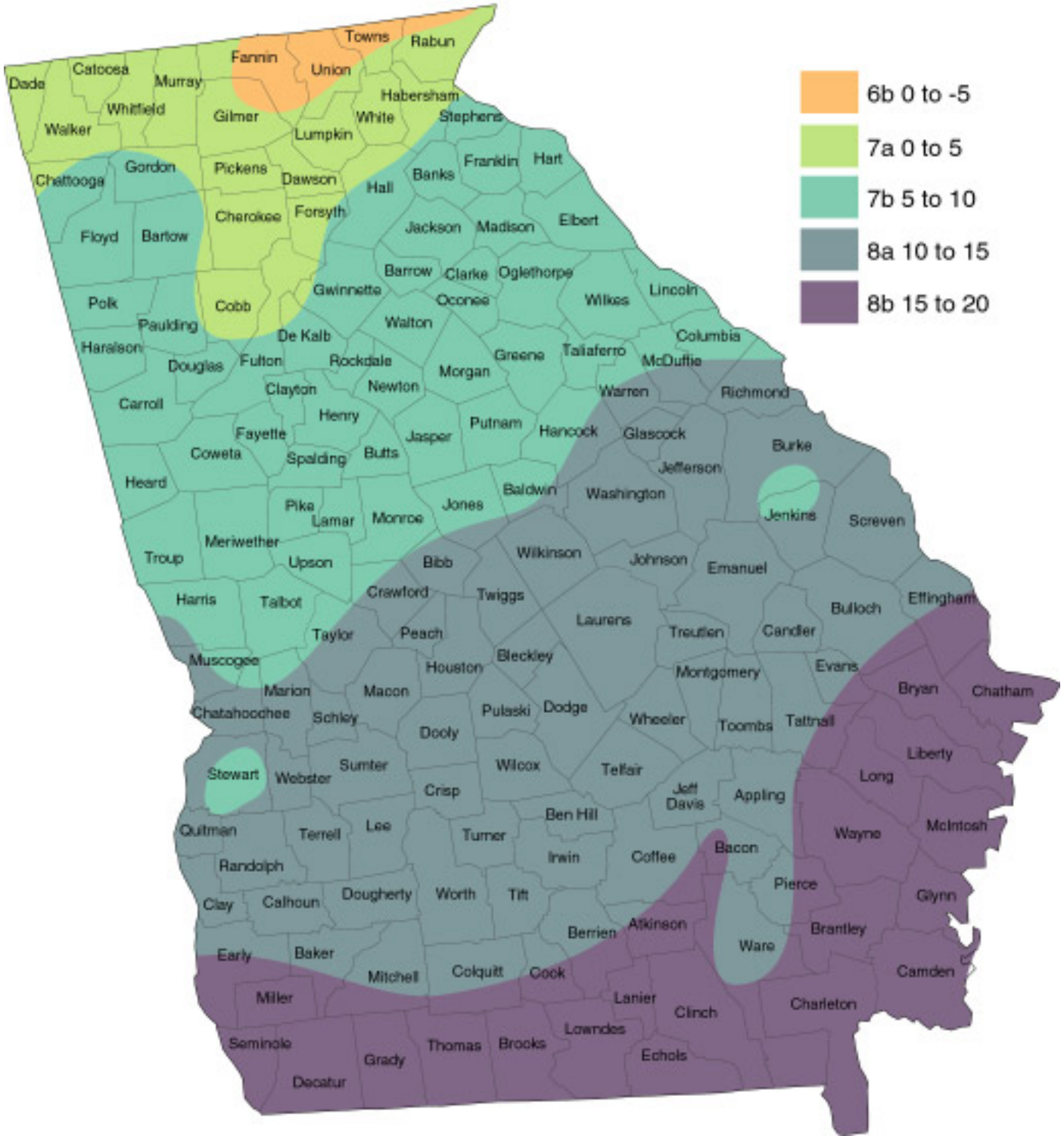

Garden·Ville

ORGANIC SPECIALIST SINCE 1957

Committed to Premium Natural Garden Products and the Independent Nursery

Composts
Mulches
Soil Amendments
Microbial Sprays
Mycorrhizae
Natural Fertilizers
Herbicides
Insecticides

WWW.GARDEN-VILLE.COM


Nature's Guide
Garrett Juice
Original Formula
Foliar or Drench Plant Food
Net Contents 1 Gallon (3.8L)

Goals and Targets	Indicators
Goal 6: Combat HIV/AIDS, malaria and other diseases	
Target 7: Have halted by 2015, and begun to reverse, the spread of HIV/AIDS	18. HIV prevalence among 15–24-year-old pregnant women 19. Contraceptive prevalence rate 20. Number of children orphaned by HIV/AIDS
Target 8: Have halted by 2015, and begun to reverse, the incidence of malaria and other major diseases	21. Prevalence and death rates associated with malaria 22. Proportion of population in malaria risk areas using effective malaria prevention and treatment measures 23. Prevalence and death rates associated with tuberculosis 24. Proportion of TB cases detected and cured under DOTS (Directly Observed Treatment Short Course)
*Goal 7: Ensure environmental sustainability**	
Target 9: Integrate the principles of sustainable development into country policies and programmes and reverse the loss of environmental resources	25. Proportion of land area covered by forest 26. Land area protected to maintain biological diversity 27. GDP per unit of energy use (as proxy for energy efficiency) 28. Carbon dioxide emissions (per capita) plus two figures of global atmospheric pollution: ozone depletion and the accumulation of global warming gases
Target 10: Halve, by 2015, the proportion of people without sustainable access to safe drinking water	29. Proportion of population with sustainable access to an improved water source
Target 11: By 2020, to have achieved a significant improvement in the lives of at least 100 million slum dwellers	30. Proportion of people with access to improved sanitation 31. Proportion of people with access to secure tenure. (Urban/rural disaggregation of several of the above indicators may be relevant for monitoring improvement in the lives of slum dwellers)

Goals and Targets	Indicators
Goal 8: Develop a Global Partnership for Development*	
Target 12: Develop further an open, rule-based, predictable, non-discriminatory trading and financial system. Includes a commitment to good governance, development, and poverty reduction – both nationally and internationally	*Some of the indicators listed below will be monitored separately for the Least Developed Countries (LDCs), Africa, landlocked countries and small island developing states.*
Target 13: Address the Special Needs of the Least Developed Countries. Includes: tariff and quota free access for LDC exports; enhanced programme of debt relief for HIPC and cancellation of official bilateral debt; and more generous ODA for countries committed to poverty reduction	***Official Development Assistance*** 32. Net ODA as percentage of DAC donors' GNI (targets of 0.7% in total and 0.15% for LDCs) 33. Proportion of ODA to basic social services (basic education, primary health care, nutrition, safe water and sanitation) 34. Proportion of ODA that is untied 35. Proportion of ODA for environment in small island developing states 36. Proportion of ODA for transport sector in land-locked countries
Target 14: Address the Special Needs of landlocked countries and small island developing states (through Barbados Programme and 22nd General Assembly provisions)	
Target 15: Deal comprehensively with the debt problems of developing countries through national and international measures in order to make debt sustainable in the long term	***Market Access*** 37. Proportion of exports (by value and excluding arms) admitted free of duties and quotas 38. Average tariffs and quotas on agricultural products and textiles and clothing 39. Domestic and export agricultural subsidies in OECD countries 40. Proportion of ODA provided to help build trade capacity
Target 16: In cooperation with developing countries, develop and implement strategies for decent and productive work for youth	
Target 17:In cooperation with pharmaceutical companies, provide access to affordable, essential drugs in developing countries	***Debt Sustainability*** 41. Proportion of official bilateral HIPC debt cancelled 42. Debt service as a percentage of exports of goods and services 43. Proportion of ODA provided as debt relief 44. Number of countries reaching HIPC decision and completion points 45. Unemployment rate of 15-24-year-olds 46. Proportion of population with access to affordable essential drugs on a sustainable basis 47. Telephone lines per 1000 people 48. Personal computers per 1000 people
Target 18: In cooperation with the private sector, make available the benefits of new technologies, especially information and communications	

gender_pove_45_0.jpg

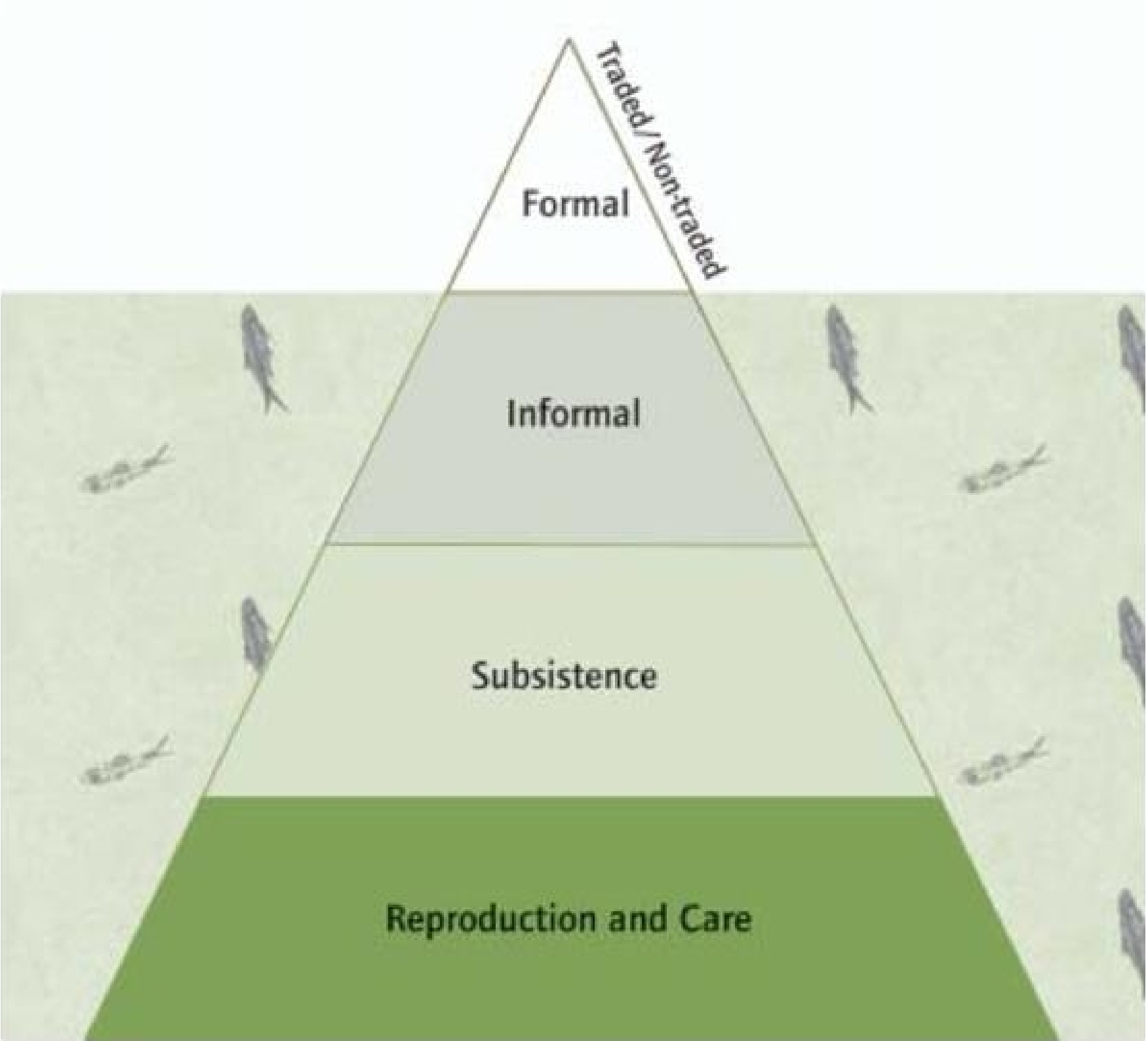
Traded/ Non-traded
Formal
Informal
Subsistence
Reproduction and Care

gender_pove_68_0.jpg


Increasing feminisation of the workforce
Increasing livelihood insecurity
Elite Decision-Makers
Salaried Professionals
Skilled Self-Employed
Formal Wage Earners
Medium-Scale Entrepreneurs/ Regular Wage Earners
Micro-Enterprises/Own Account Workers
Casual Wage Labour
Home-Based Workers
Unpaid Family Workers
'Marginalised' Livelihoods

	Estimated economic activity rate of women aged 15 years and over (%)		Female % of labour force	
	1970	1990	1980	1999
MIDDLE EAST/ NORTH AFRICA				
Morocco	12	19	33.5	34.7
Egypt	6	9	26.5	30.1
Algeria	4	8	21.4	27
Kuwait	11	24	13.1	31.3
Oman	6	9	6.2	16.4
Saudi Arabia	5	9	7.6	15.5
UAE	9	18	5.1	14.5
Yemen, Rep. of	6	10	32.5	28
SOUTH ASIA				
India	38	29	33.7	32.2
Bangladesh	5	7	42.3	42.3
Pakistan	9	13	22.7	28.1
Nepal	47	43	38.8	40.5
Sri Lanka	31	29	26.9	36.4
EAST ASIA				
Taiwan				
Rep. of Korea	38	40	38.7	41.2
Dem. People's Rep. of Korea	65	64	44.8	43.3
China	67	70	43.2	45.2
Japan	51	46	37.9	41.3
SOUTH EAST ASIA				
Thailand	75	68	47.4	46.3
Malaysia	37	44	33.7	37.7
Indonesia	36	37	35.2	40.6
Lao People's Dem. Rep.	80	71		
Vietnam	71	70	48.1	49
Philippines	42	36	35	37.7
Cambodia	59	52	55.4	51.8
WEST AFRICA				
Ghana	59	51	51	50.5
Cameroon	51	41	36.8	37.9
Burkina Faso	85	77	47.6	46.5
Côte d'Ivoire	64	48	32.2	33.3
Mali	17	16	46.7	46.2
Gambia	65	58	44.8	45
Senegal	60	53	42.2	42.6

	Estimated economic activity rate of women aged 15 years and over (%)		Female % of labour force	
	1970	1990	1980	1999
EAST AFRICA				
Tanzania	89	77	49.8	49.2
Kenya	65	58	46	46.1
Uganda	68	62	47.9	47.6
CARIBBEAN				
Jamaica	58	68	46.3	46.2
Barbados	43	61		
Trinidad and Tobago	33	34	31.4	34
Guyana	22	28		
LATIN AMERICA				
Brazil	23	30	28.4	35.4
Mexico	18	30	26.9	32.9
Argentina	27	28	27.6	32.7
Chile	22	29	26.3	33.2
Peru	20	25	23.9	31
COMMONWEALTH (OTHER)				
UK	41	46	38.9	43.9
Australia	37	46	36.8	43.5
New Zealand	33	40	34.3	44.8
Canada	37	49	39.5	45.6
EAST ASIA & PACIFIC			42.5	44.4
EUROPE & CENTRAL ASIA			46.7	46.2
LATIN AMERICA & CARIBBEAN			27.8	34.6
MIDDLE EAST & N.AFRICA			23.8	27.3
SOUTH ASIA			33.8	33.3
SUB SAHARAN AFRICA			42.3	42.2
EUROPE EMU			36.7	41.2

	Agriculture				Industry				Services			
	Percentage of male labour force		Percentage of female labour force		Percentage of male labour force		Percentage of female labour force		Percentage of male labour force		Percentage of female labour force	
	1980	1996–98	1980	1996–98	1980	1996–98	1980	1996–98	1980	1996–98	1980	1996–98
MIDDLE EAST/ NORTH AFRICA												
Morocco	48		72		23		14		29		14	
Egypt	45		10		21		13		33		69	
Algeria	27		69		33		6		40		25	
Kuwait	2		0		36		3		62		97	
Oman	52		24		21		33		27		43	
Saudi Arabia	45		25		17		5		39		70	
UAE	5		0		40		7		55		93	
Yemen, Rep.	60		98		19		1		21		1	
SOUTH ASIA												
India	63		83		15		9		22		8	
Bangladesh	67	54	81	78	5	11	14	8	29	34	5	11
Pakistan		41		66		20		11		39		23
Nepal	91		98		1		0		8		2	
Sri Lanka	44	38	51	49	19	23	18	22	30	37	28	27
EAST ASIA												
Rep. of Korea	31	11	39	14	32	34	24	19	37	55	37	67
Dem. People's Rep. of Korea	39		52		37		20		24		28	
Japan	9	5	13	6	40	39	28	23	51	56	58	71

gender_pove_91_la_0.jpg

	Agriculture				Industry				Services			
	Percentage of male labour force		Percentage of female labour force		Percentage of male labour force		Percentage of female labour force		Percentage of male labour force		Percentage of female labour force	
	1980	1996–98	1980	1996–98	1980	1996–98	1980	1996–98	1980	1996–98	1980	1996–98
SOUTH EAST ASIA												
Morocco	48		72		23		14		29		14	
Thailand	68	52	74	50	13	19	8	16	20	29	18	34
Malaysia	34	21	44	15	26	34	20	28	40	46	36	57
Indonesia	57	41	54	42	13	21	13	16	29	39	33	42
Lao PDR	77		82		7		4		16		13	
Vietnam	71	70	75	71	16	12	10	9	13	18	15	20
Philippines	60	47	37	27	16	18	15	12	25	35	48	61
Cambodia	70		80		7		7		23		14	
WEST AFRICA												
Ghana	66		57		12		14		22		29	
Cameroon	65		87		11		2		24		11	
Burkina Faso	92		93		3		2		5		5	
Cote d' Ivoire	60		75		10		5		30		20	
Mali	86		92		2		1		12		7	
Gambia	78		93		10		3		13		5	
Senegal	74		90		9		2		17		8	
Nigeria	52		57		10		5		38		38	
EAST AFRICA												
Tanzania	80		92		7		2		13		7	
Kenya	23		25		24		9		53		65	
Uganda	84		91		6		2		10		8	
SOUTHERN AFRICA												
Zimbabwe	29		50		31		8		40		42	
Zambia	69		85		13		3		19		13	
Mozambique	72		97		14		1		14		2	
Malawi	78		96		10		1		12		3	

gender_pove_92_la_0.jpg

	Agriculture				Industry				Services			
	Percentage of male labour force		Percentage of female labour force		Percentage of male labour force		Percentage of female labour force		Percentage of male labour force		Percentage of female labour force	
	1980	1996–98	1980	1996–98	1980	1996–98	1980	1996–98	1980	1996–98	1980	1996–98
CARIBBEAN												
Jamaica	47	29	23	10	20	25	8	9	33	46	69	82
Trinidad and Tobago	11	11	9	3	44	37	21	13	45	52	70	83
LATIN AMERICA												
Brazil	34	27	25	20	30	27	13	10	36	46	67	70
Mexico		26		9		27		20		47		71
Argentina	17	2	3	0	40	33	18	12	44	65	79	88
Chile	22	19	3	5	27	31	16	14	51	49	81	82
Peru	45	7	25	3	20	27	14	11	35	66	61	86
COMMONWEALTH												
UK	4	2	1	1	48	38	23	13	49	60	76	86
Australia	8	6	4	4	39	31	16	11	53	64	79	86
New Zealand		11		6		33		13		56		81
Canada	7	5	3	2	37	32	16	11	56	63	81	87
EUROPE & C. ASIA	26		27		44		31		31		42	
LATIN AMERICA & CARIBBEAN		23	17	13		27		14		50		73
MIDDLE EAST & N.AFRICA	39		46		25		13		37		38	
SOUTH ASIA	64		83		14		10		23		8	
SUB-SAHARAN AFRICA	62		74		14		5		24		22	
EUROPE EMU		6		5		41		18		53		77

gender_pove_93_la_0.jpg

gender_pove_95_0.jpg

gender_pove_129_0.jpg

	% parliamentary seats in single or lower chamber occupied by women			% women in decision-making positions in government			
				Ministerial level		Sub-ministerial level	
	1987	1995	1999	1994	1998	1994	1998
MIDDLE EAST/ NORTH AFRICA							
Morocco	0	1	1	0	0	0	8
Egypt	4	2	2	4	6	0	4
Algeria	2	7	3	4	0	8	10
Kuwait	0	0	0	0	0	0	7
Oman				0	0	2	4
Saudi Arabia				0	0	0	0
UAE	0	0	0	0	0	0	0
Yemen, Rep. of		1	1	0	0	0	0
SOUTH ASIA							
India	8	8	8	3		7	
Bangladesh	9	11	9	8	5	2	0
Pakistan	9	2	2	4	7	1	1
Nepal	6		6	0	3	0	0
Sri Lanka		5	5	3	13	6	5
EAST ASIA							
Taiwan							
Rep. of Korea	3	2	4	4		0	
Dem. People's Rep. of Korea	21	20	20	0		2	
China	21	21	22	6		4	
Japan	1	3	5	6	0	8	3
SOUTH EAST ASIA							
Thailand	3	6	6	0	4	2	7
Malaysia	5	8	8	7	16	0	13
Indonesia	12	12		6	3	1	1
Lao PDR		9	21	0	0	5	0
Vietnam	18	18	26	5	0	0	5
Philippines	9	9	12	8	10	11	19
Cambodia	21	6	8	0		7	
WEST AFRICA							
Ghana		8	9	11	9	12	9
Cameroon	14	12	6	3	6	5	6
Burkina Faso		4	8	7	10	14	10
Côte d'Ivoire	6	5	8	8	3	0	3
Mali	4	2	12	10	21	0	0
Gambia	8		2	0	29	7	17
Senegal	11	12	12	7	7	0	15
Nigeria				3	6	11	4

	% parliamentary seats in single or lower chamber occupied by women			% women in decision-making positions in government			
				Ministerial level		Sub-ministerial level	
	1987	1995	1999	1994	1998	1994	1998
EAST AFRICA							
Tanzania		11	16	13	13	4	11
Kenya	2	3	4	0	0	4	9
Uganda		17	18	10	13	7	13
SOUTHERN AFRICA							
Zimbabwe	11	15	14	3	12	25	6
Zambia	3	7	9	5	3	9	12
Mozambique	16	25	25	4	0	9	15
Malawi	10	6	8	9	4	9	4
CARIBBEAN							
Jamaica	12	12	13	5	12	17	22
Barbados	4	11		0	27	16	20
Trinidad and Tobago	17	19	11	19	14	13	19
Guyana	37	20	18	12	15	25	22
LATIN AMERICA							
Brazil	5	7	6	5	4	11	13
Mexico	11	14	17	5	5	5	7
Argentina	5	22	28	0	8	3	9
Chile		8	11	13	13	0	8
Peru	6	10	11	6	10	11	23
OTHER COMMONWEALTH							
UK	6	10	18	9	24	7	19
Australia	6	10	22	13	14	23	17
New Zealand	14	21	29	8	8	17	31
Canada	10	18	21	14		20	

gender_pove_233_0.jpg



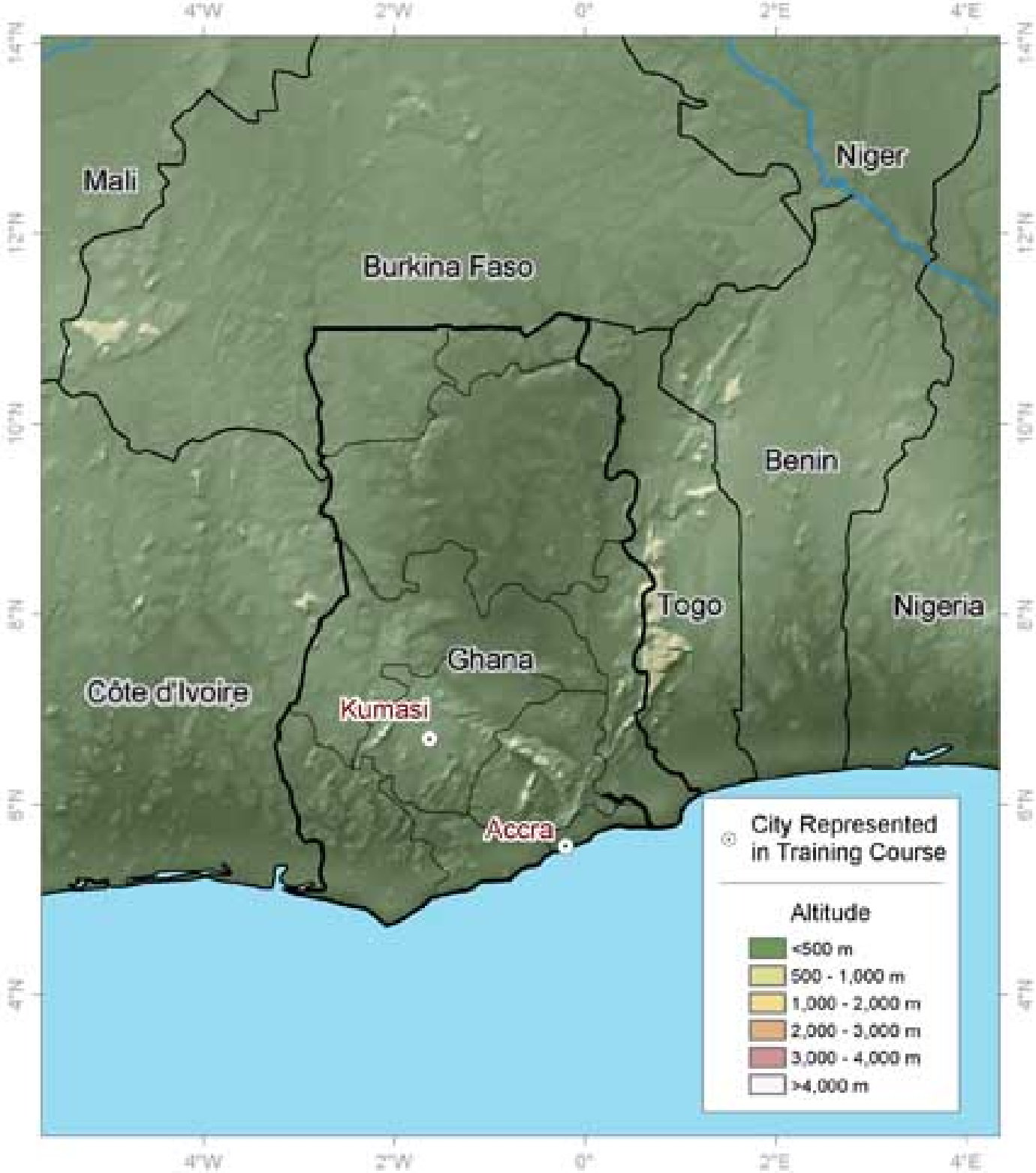
4°W
2°W
0°
2°E
4°E
14°N
12°N
10°N
8°N
6°N
4°N
Mali
Niger
Burkina Faso
Benin
Togo
Nigeria
Ghana
Côte d'Ivoire
Kumasi
Accra
City Represented in Training Course
Altitude
<500 m
500 - 1,000 m
1,000 - 2,000 m
2,000 - 3,000 m
3,000 - 4,000 m
>4,000 m

GIG1.jpg

GIG2.jpg

GIG3.jpg

The ECHO Gift Catalog

"Gifts that provide HOPE for today and FOR THE FUTURE."

gordon.jpg


WITH MY
David Burd
Rose Volunteer
leated
ags
250 BAGS

hb.jpg


KAUAI
NIIHAU
KAUAI COUNTY


OAHU
Waialua
Haleiwa
Wahiawa
Mokapu
Kailua
Waimanalo
Waimanalo Beach
Ewa Beach
Honolulu
HONOLULU COUNTY

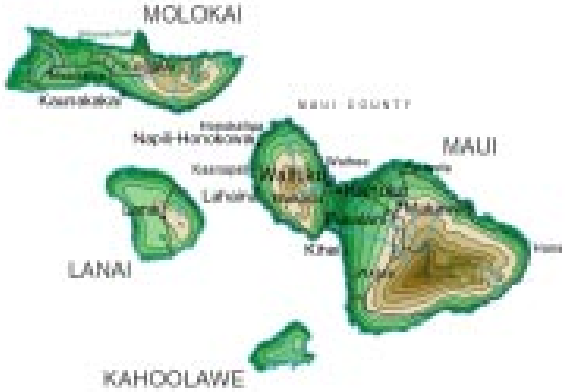
MOLOKAI
Kaunakakai
MAUI COUNTY
Napili-Honokowai
MAUI
Wailuku
Kihei
LANAI
KAHOOLAWE

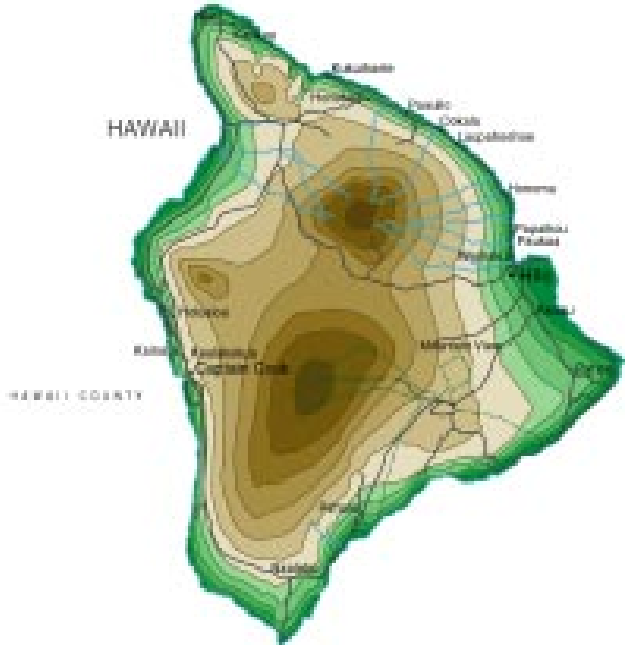
HAWAII
Captain Cook
HAWAII COUNTY

homebanner_r1_c1.jpg

homebanner_r2_c1.jpg

homebanner_r2_c3.jpg



homebanner_r2_c4.jpg



homebanner_r3_c2.jpg

homebanner_r4_c4.jpg

homebanner_r4_c6.jpg

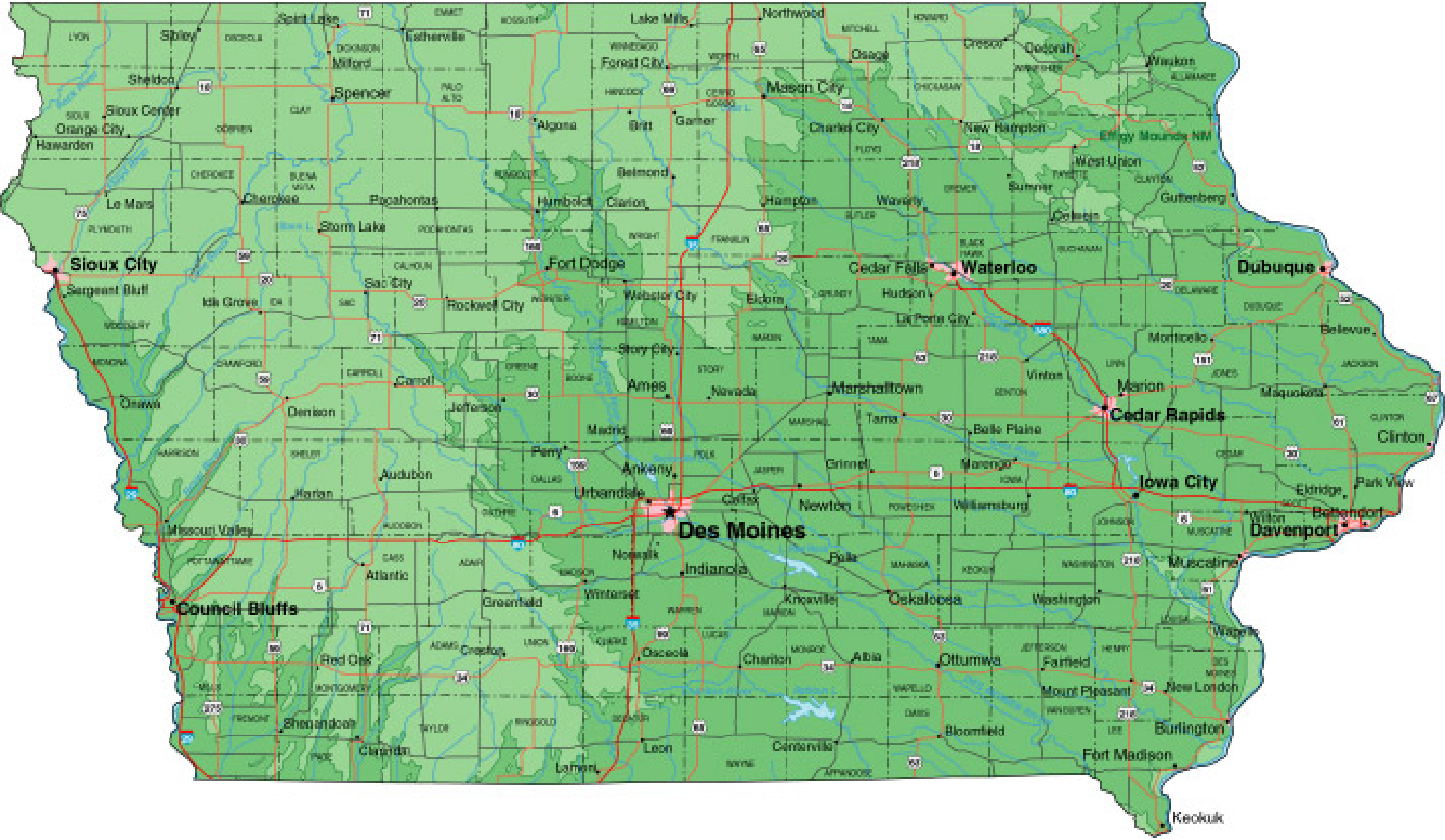
Sioux City
Sergeant Bluff
Le Mars
Orange City
Hawarden
Sheldon
Sioux Center
Spirit Lake
Estherville
Milford
Spencer
Cherokee
Pocahontas
Storm Lake
Ida Grove
Sac City
Rockwell City
Fort Dodge
Algona
Britt
Garner
Humboldt
Clarion
Belmond
Forest City
Lake Mills
Northwood
Mason City
Charles City
Hampton
Waverly
New Hampton
Osage
Decorah
Waukon
Elkader
Cedar Falls
Waterloo
Dubuque
Webster City
Eldora
Hudson
La Porte City
Monticello
Bellevue
Story City
Ames
Nevada
Marshalltown
Vinton
Marion
Cedar Rapids
Maquoketa
Clinton
Carroll
Denison
Jefferson
Tama
Belle Plaine
Madrid
Perry
Ankeny
Grinnell
Marengo
Iowa City
Eldridge
Park View
Bettendorf
Davenport
Audubon
Harlan
Urbandale
Des Moines
Altoona
Newton
Williamsburg
Wilton
Missouri Valley
Norwalk
Indianola
Pella
Muscatine
Atlantic
Council Bluffs
Greenfield
Winterset
Knoxville
Oskaloosa
Washington
Wapello
Red Oak
Creston
Osceola
Chariton
Albia
Ottumwa
Fairfield
Mount Pleasant
New London
Shenandoah
Clarinda
Leon
Corydon
Bloomfield
Burlington
Fort Madison
Lamoni
Keokuk

IAgeo.jpg

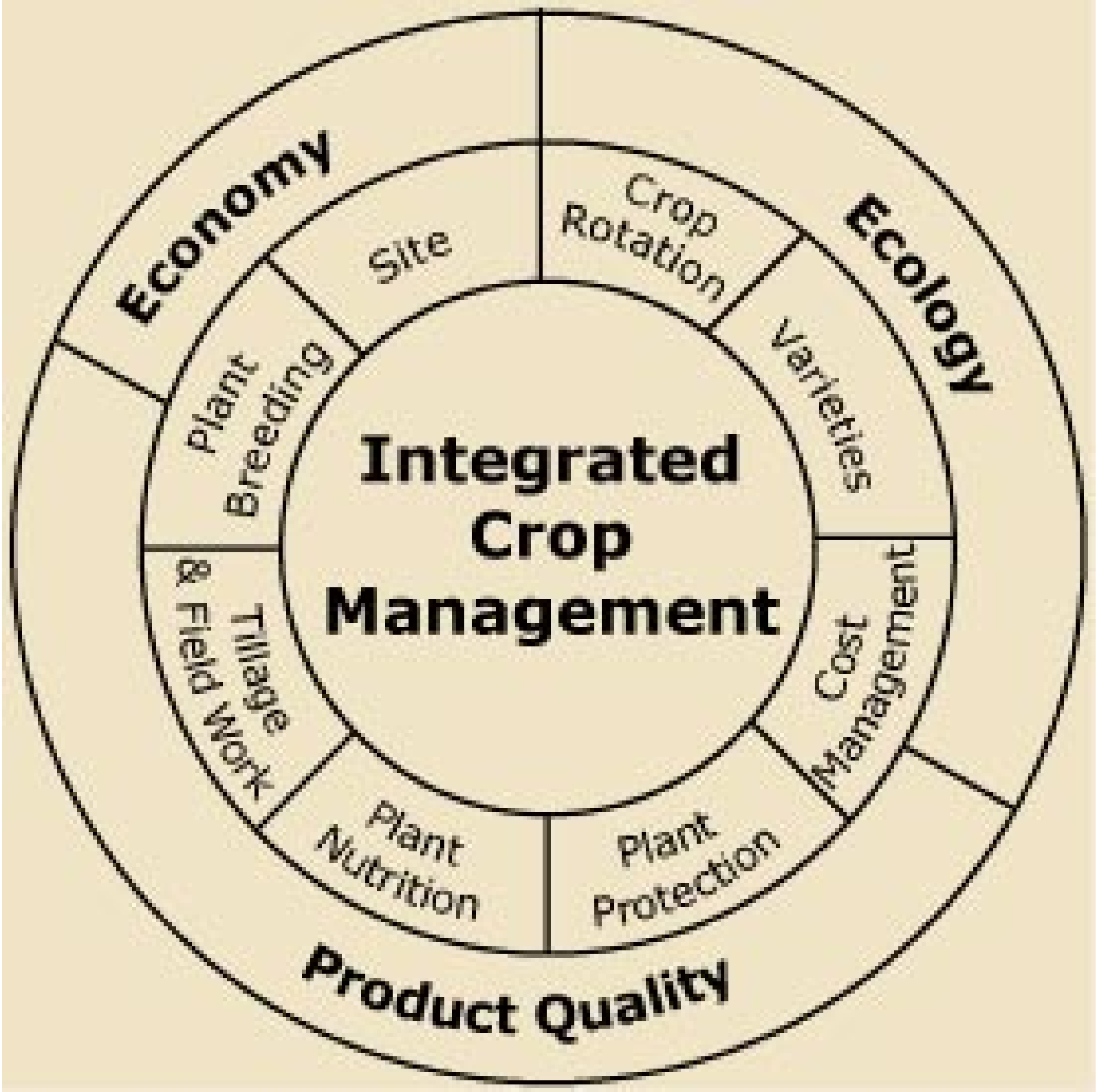
Economy
Ecology
Product Quality
Site
Crop Rotation
Varieties
Cost Management
Plant Protection
Plant Nutrition
Tillage & Field Work
Plant Breeding
Integrated Crop Management


BOUNDARY
Moyie Springs
Bonners Ferry
BONNER
Sandpoint
Priest River
Oak Park
Spirit Lake
Athol
Pend Oreille Lake
Rathdrum
Hayden
Post Falls
Coeur d' Alene
KOOTENAI
Osburn
Kellogg
Wallace
Hunter
St. Maries
Plummer
Tensed
SHOSHONE
BENEWAH
Potlatch
Bovill
ATAH
Moscow
Elk River
CLEARWATER
Kendrick
Orofino
Peck
Lewiston
Culdesac
LEWIS
Kamiah
Kooskia
Lochsa River
Selway River
Nez Perce
Grangeville
Nez Perce-Nez
Whitebird
IDAHO
Riggins
Salmon River
Salmon
LEMHI
Salmon River
ADAMS
New Meadows
VALLEY
Donnelly
Cascade Reservoir
Cascade
Yellow Pine
Lake Fork
Cove
Cambridge
Weiser
WASHINGTON
Payette
Fruitland
New Plymouth
GEM
Emmett
Parma
Horseshoe Bend
Idaho City
Caldwell
Boise
Homedale
Nampa
ELMORE
Stanley
Clayton
CUSTER
Challis
Leadore
Ketchum
Sun Valley
Lost River
BLAINE
Hailey
Bellevue
CAMAS
Fairfield
Malad Gorge
Snake River
Bruneau River
Owyhee River
Mountain Home
Mountain Home AFB
Grand View
GOODING
Gooding
Bliss
Hagerman
Hagerman Fossil Beds NM
Wendell
Dietrich
LINCOLN
Shoshone
Jerome
MINIDOKA
Rupert
Heyburn
Burley
Buhl
Twin Falls
Castleford
Hollister
Oakley
TWIN FALLS
CASSIA
City of Rocks National Reserve-NM
OWYHEE
Owyhee River
Bruneau River
Snake River
Salmon River
Lemhi River
Big Lost R
Big Lost River
Craters of the Moon NM
Atomic City
BUTTE
Mud Lake
JEFFERSON
Roberts
Menan
Idaho Falls
Ashton
Island Park Reservoir
Spencer
CLARK
Dubois
Warm River
FREMONT
St. Anthony
Hamer
Ashton
Drummond
Rexburg
MADISON
Rigby
Ucon
Iona
Swan Valley
Irwin
Shelley
BONNEVILLE
Palisades Reservoir
Blackfoot
BINGHAM
Grays Lake
Aberdeen
Pocatello
Blackfoot Reservoir
CARIBOU
American Falls
McCammon
Rockland
Soda Springs
Georgetown
POWER
BANNOCK
Downey
Malad City
Gem Lake
Preston
ONEIDA
FRANKLIN
Dayton

Idaho Hardiness Zones

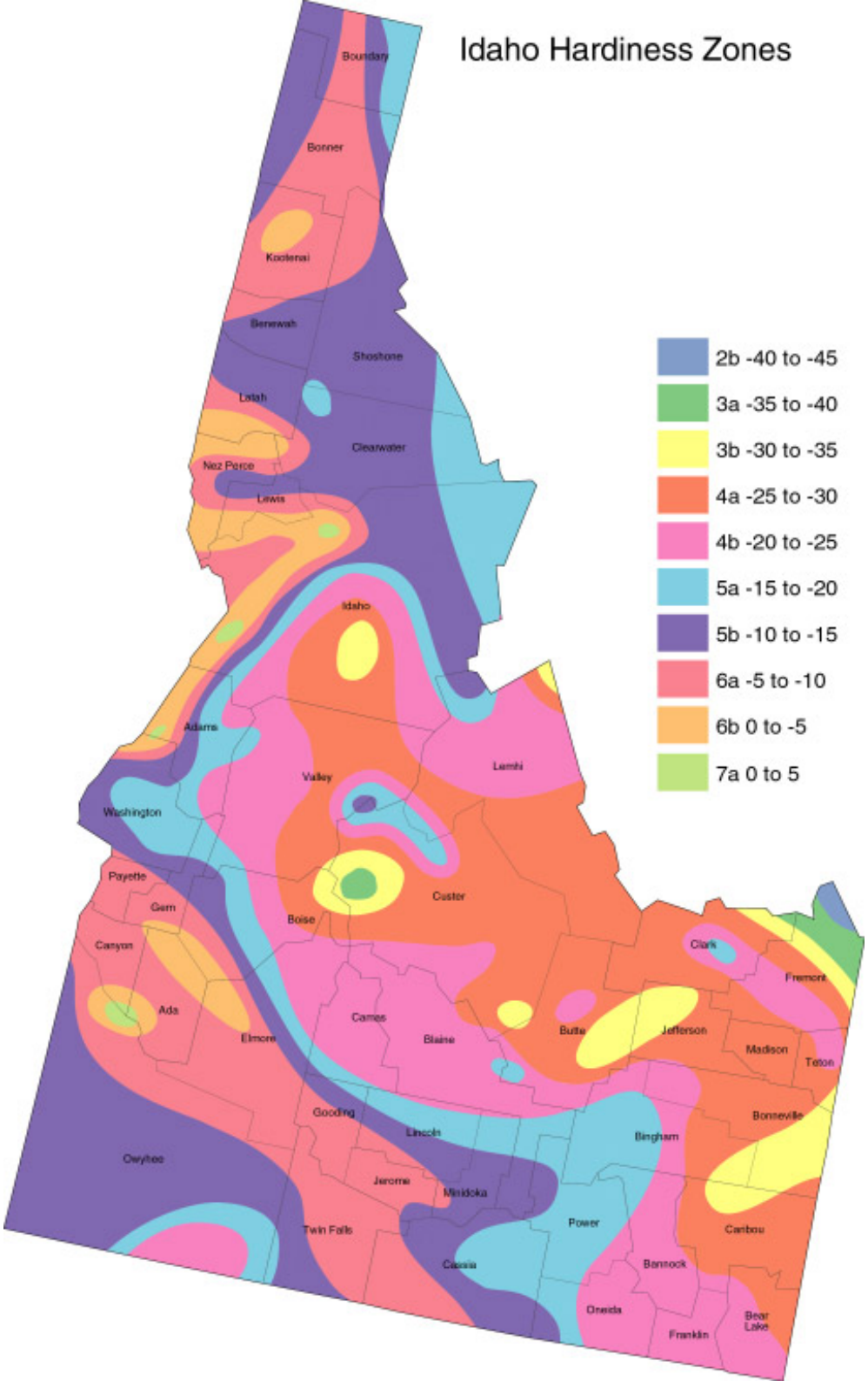


Galena
Lena
Freeport
Rockford
Round Lake Beach
Zion
Waukegan
North Chicago
Highland Park
Evanston
Skokie
Chicago
Savanna
Polo
Arlington Heights
Elgin
Oak Park
Cicero
Oak Lawn
De Kalb
Sterling
Dixon
Aurora
Rock Falls
Sandwich
Mendota
Moline
Joliet
La Salle
Ottawa
Kewanee
Streator
Bourbonnais
Kankakee
Galesburg
Knoxville
Monmouth
Minonk
Pontiac
Watseka
Peoria
Washington
Canton
Pekin
Macomb
Bloomington
Paxton
Le Roy
Lewistown
Havana
Rantoul
Danville
Clinton
Rushville
Lincoln
Champaign
Urbana
Petersburg
Beardstown
Quincy
Georgetown
Springfield
Riverton
Decatur
Jacksonville
Rochester
Mount Zion
Tuscola
Chatham
Pittsfield
Taylorville
Charleston
Mattoon
Pana
Casey
Litchfield
Brighton
Effingham
Alton
Wood River
Vandalia
Lawrenceville
Granite City
Flora
East St. Louis
Salem
Centralia
Mount Vernon
Grayville
Benton
Carbondale
Marion
Harrisburg
Anna
Cairo

Illinois Hardiness Zones

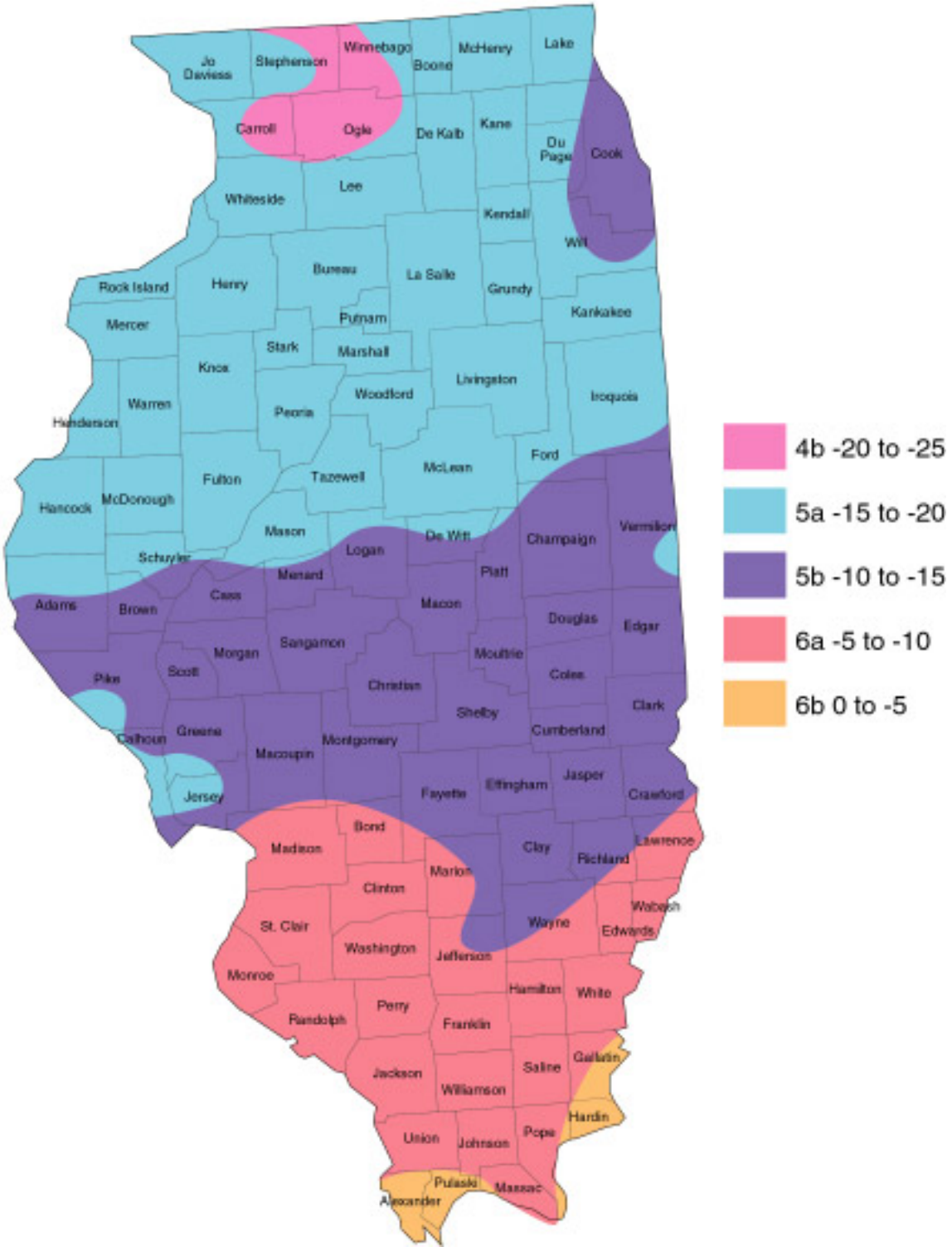


International Model Forest Network
LANDSCAPES • PARTNERSHIPS • SUSTAINABILITY

imfn_en.jpg


Income and market outlets of
principal marketed products


Conclusions


NO SMOKING
NO SMOKING


NO SMOKING
NO SMOKING


NO
SMOKING


FARMER

in_focus_en.jpg

Advances in New Crops

Edited by Jules Janick
and James E. Simon



New Crops

Edited by

JULES JANICK and JAMES E. SIMON

PROGRESS IN NEW CROPS

Edited by

JULES JANICK

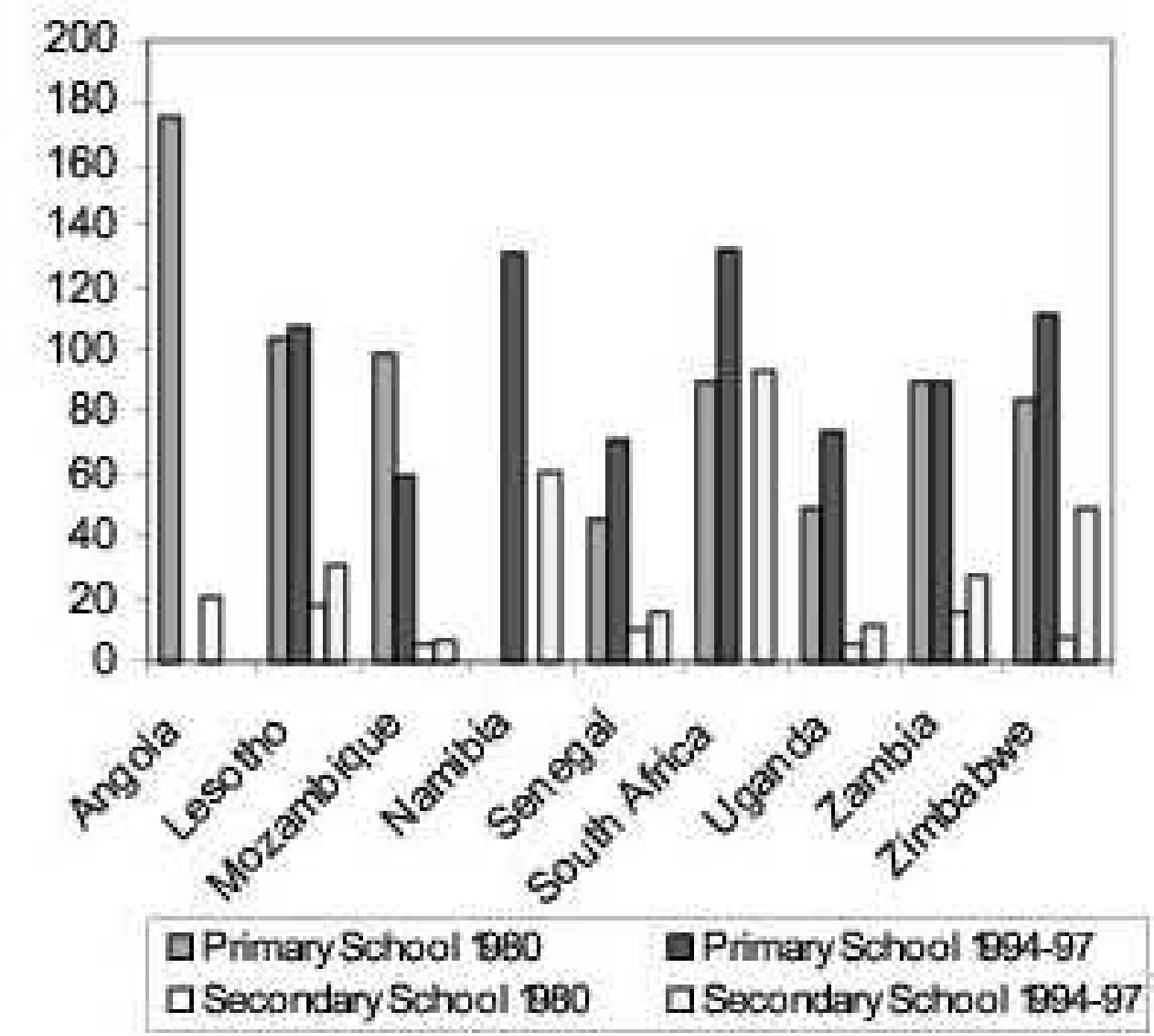
200
180
160
140
120
100
80
60
40
20
0
Angola
Lesotho
Mozambique
Namibia
Senegal
South Africa
Uganda
Zambia
Zimbabwe
Primary School 1980
Primary School 1994-97
Secondary School 1980
Secondary School 1994-97

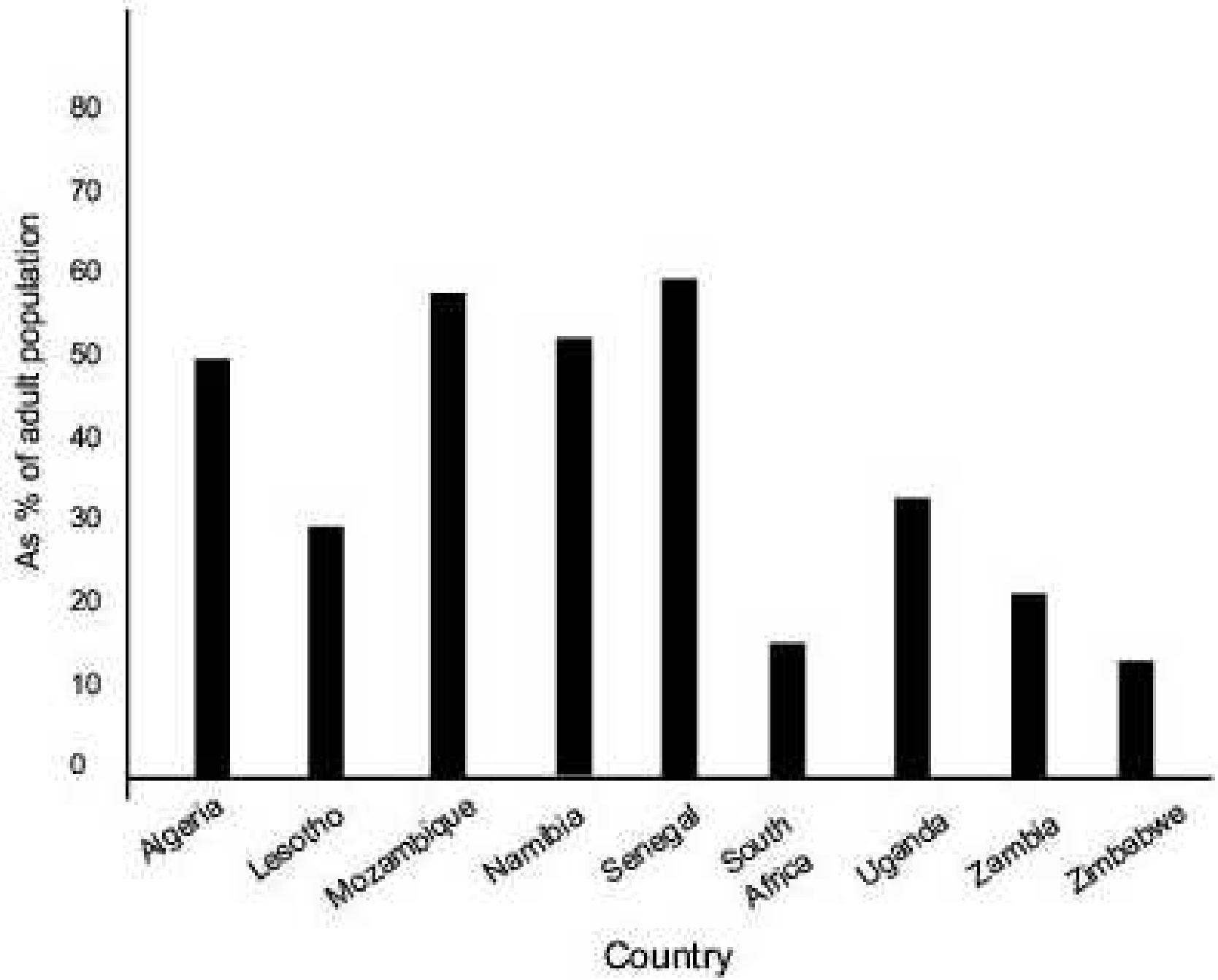
As % of adult population
80
70
60
50
40
30
20
10
0
Algeria
Lesotho
Mozambique
Namibia
Senegal
South Africa
Uganda
Zambia
Zimbabwe
Country

Region	Number of Users (millions)	
	1999	Feb. 2002
Africa	3.11	4.15
Asia/Pacific	104.88	157.49
Europe	113.14	171.35
Middle East	2.40	4.65
Canada & USA	167.12	181.23
Latin America	16.45	25.33
World Total	**407.10**	**544.20**

infocommuni_34_la_3.jpg

Region	Number of Users		
	Dec. 1998	Dec. 2000	Nov. 2001
Mozambique	–	–	101 ,000
South Africa	2,552,900	7,060,000	9,400,000
Uganda	–	–	280 ,000
Zimbabwe	–	175 ,000	330, 000
Africa Total			**23,000,000**

infocommuni_35_la_4.jpg

	1997	1998	1999
Telephone Mainlines per 1,000 persons			
Asia-Pacific	52	60	71
Eastern Europe	197	212	227
Latin America & Caribbean	109	121	139
Middle East & North Africa	90	99	109
Sub-Saharan Africa	30	33	35
Excluding South Africa	6.7	7.3	8
OECD Countries	541	551	561
Mobile Phones per 1,000 persons			
Asia-Pacific	12	20	31
Eastern Europe	13	27	45
Latin America & Caribbean	25	41	66
Middle East & North Africa	20	28	40
Sub-Saharan Africa	10	15	19
Excluding South Africa	0.7	1.6	3
OECD Countries	195	268	332
Internet Hosts per 1,000 persons			
Asia-Pacific	0.6	1.0	1.1
Eastern Europe	0.9	1.4	2.4
Latin America & Caribbean	0.5	1.0	1.5
Middle East & North Africa	0.6	1.1	2.1
Sub-Saharan Africa	0.7	0.8	0.9
Excluding South Africa	0.013	0.036	0.041
OECD Countries	34.3	49.6	64.1

Pre-Start-up Stage	Start-up Stage	Roll-out Stage
No school networking Champion identified Lobbying with stakeholders Business plan articulated Proposal for piloting in selected schools Donor support established	Pilot projects running: Installing computers Connectivity Teacher training Content development Lobbying stakeholders for resources and support	Wide network of schools – regional/ national Targeted approach to ICT penetration in schools Facilitated use of ICTs in schools Develop local content Partnerships established
No countries in this study	Angola, Lesotho, Mozambique, Namibia, Senegal, Uganda, Zambia Zimbabwe	South Africa

Levels of Evolution in School Networking Projects in Africa 2000

Localities	Students	Teachers	Admin.	Others	Total
Delafosse[2]	–	–	–	–	–
Diofflor	–	–	–	–	92
Kaffrine	8	20	2	4	34
Kolda	–	–	–	–	219
Oussouye	52	92	14	46	204
Saint-Louis	34	173	2	–	209
Tivaouane	21	49	5	16	91

infocommuni_181_la_13.jpg

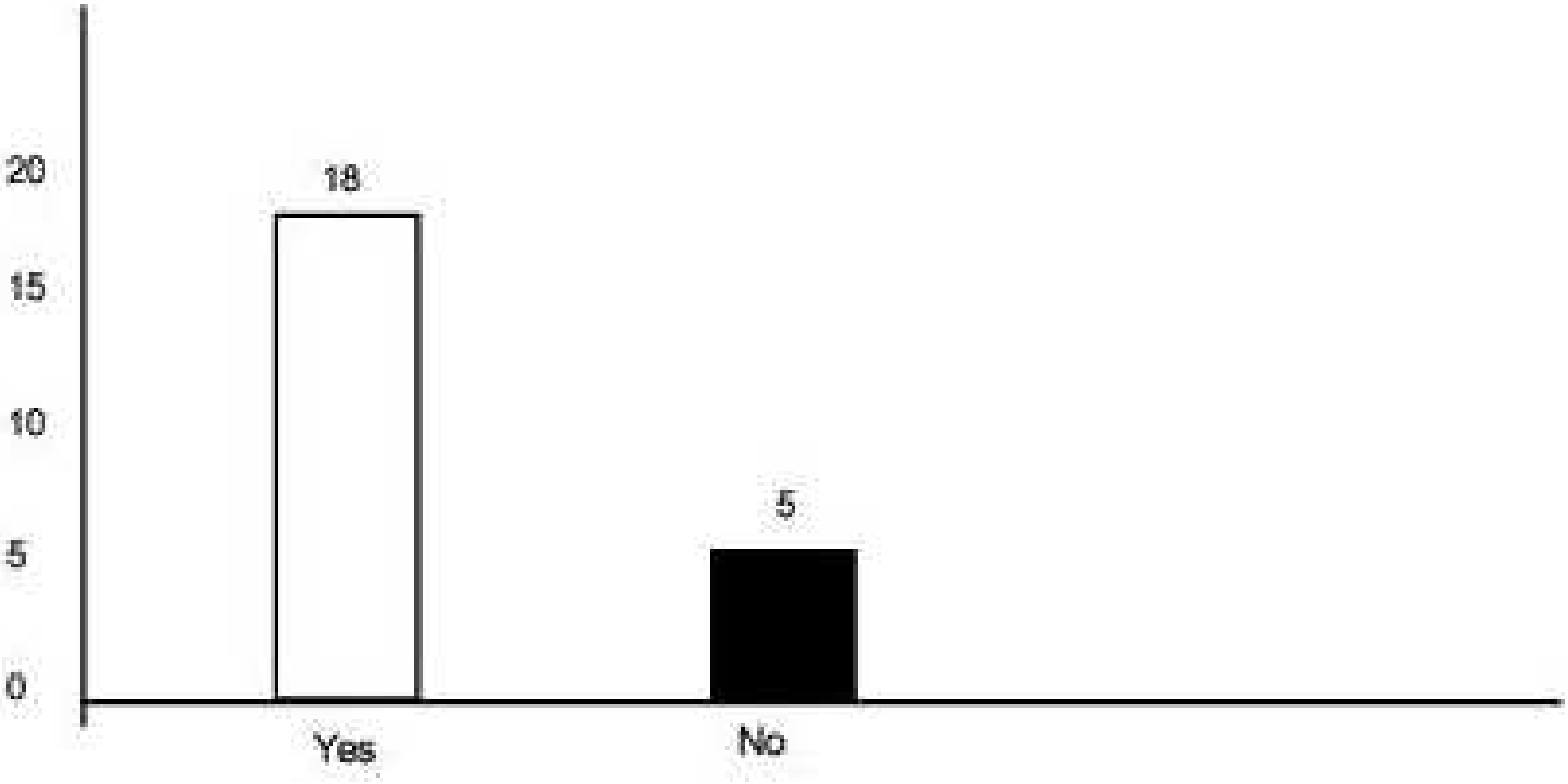

infocommuni_255_la_19.jpg

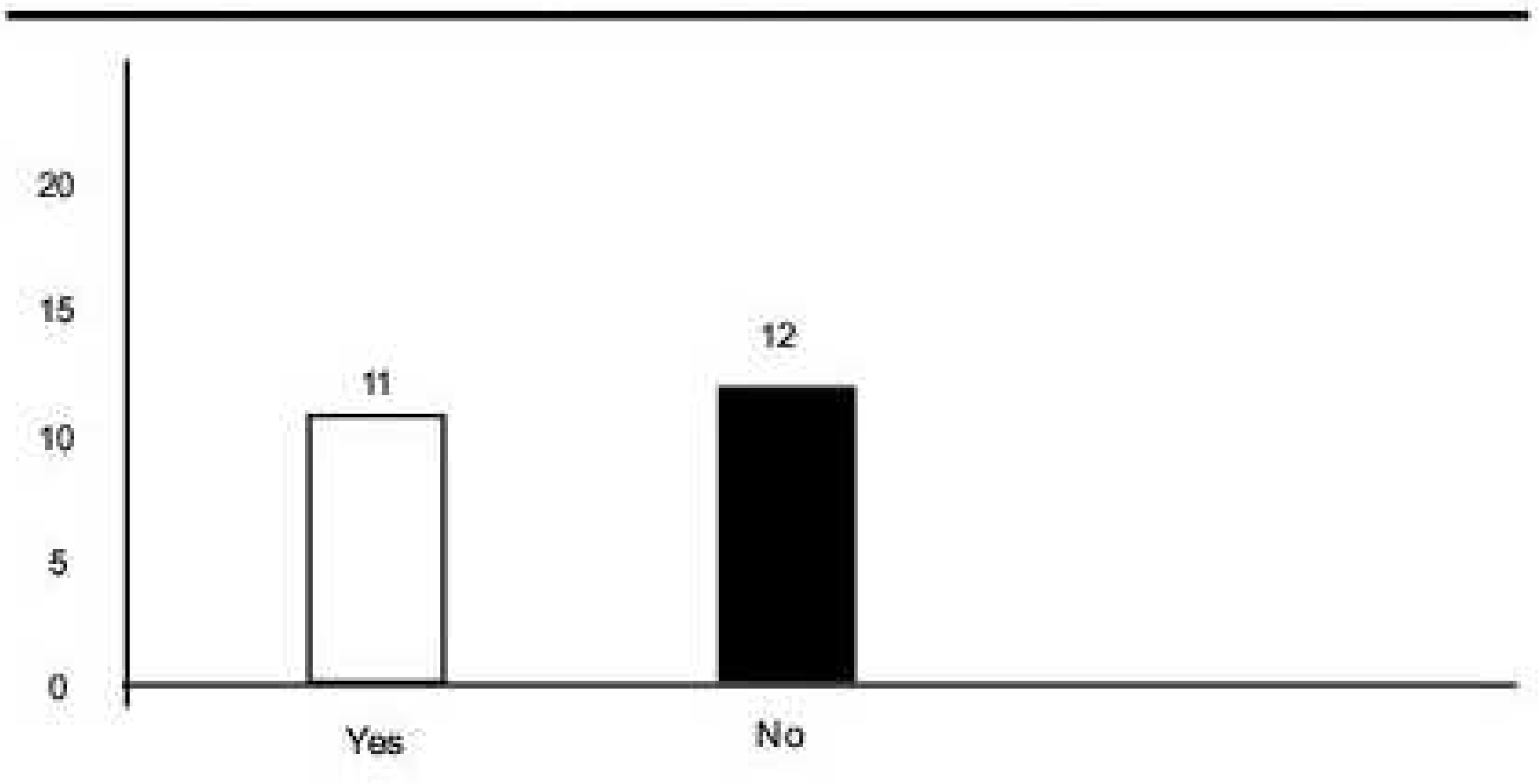

infocommuni_255_la_20.jpg

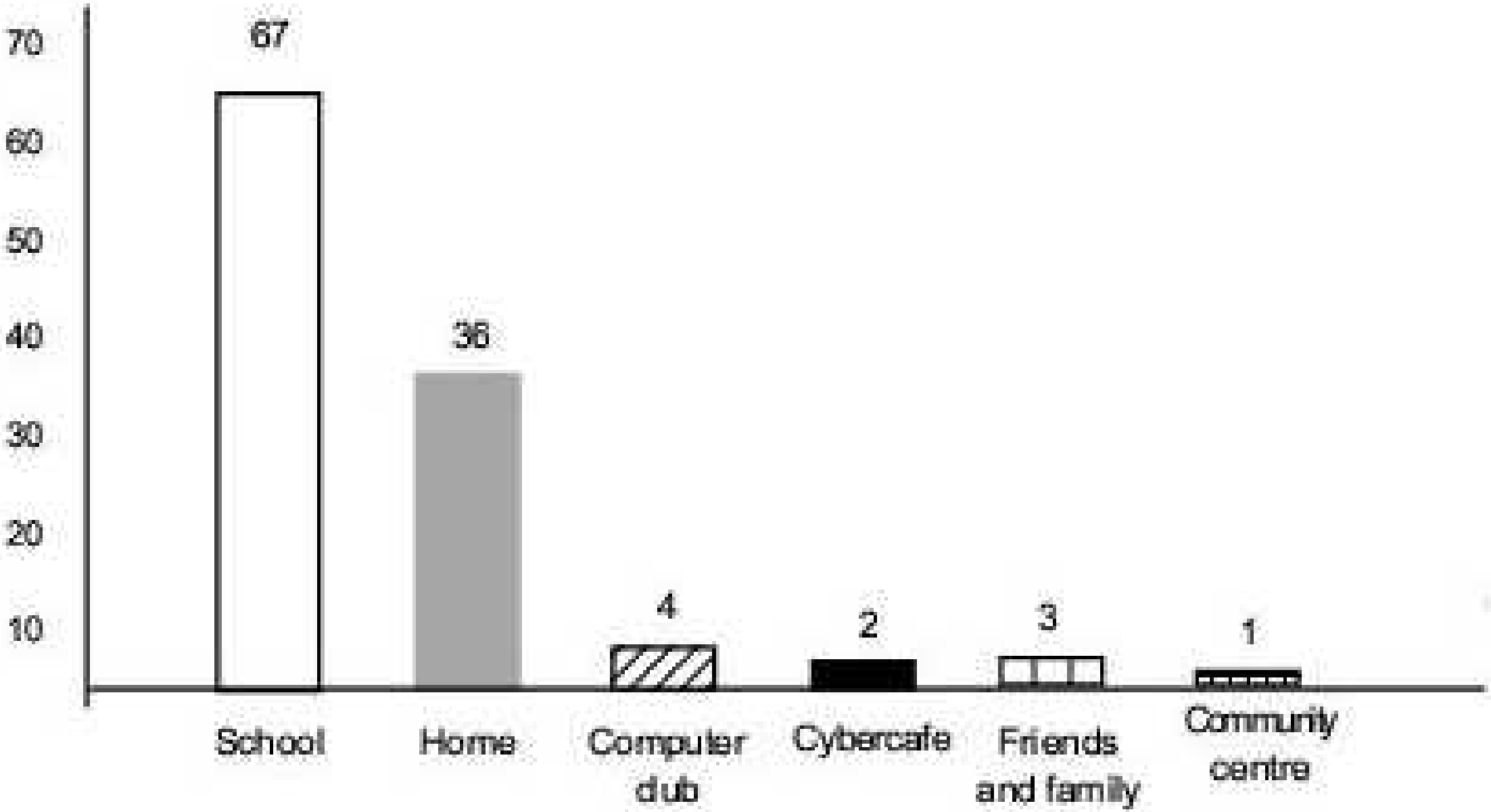

infocommuni_260_la_21.jpg

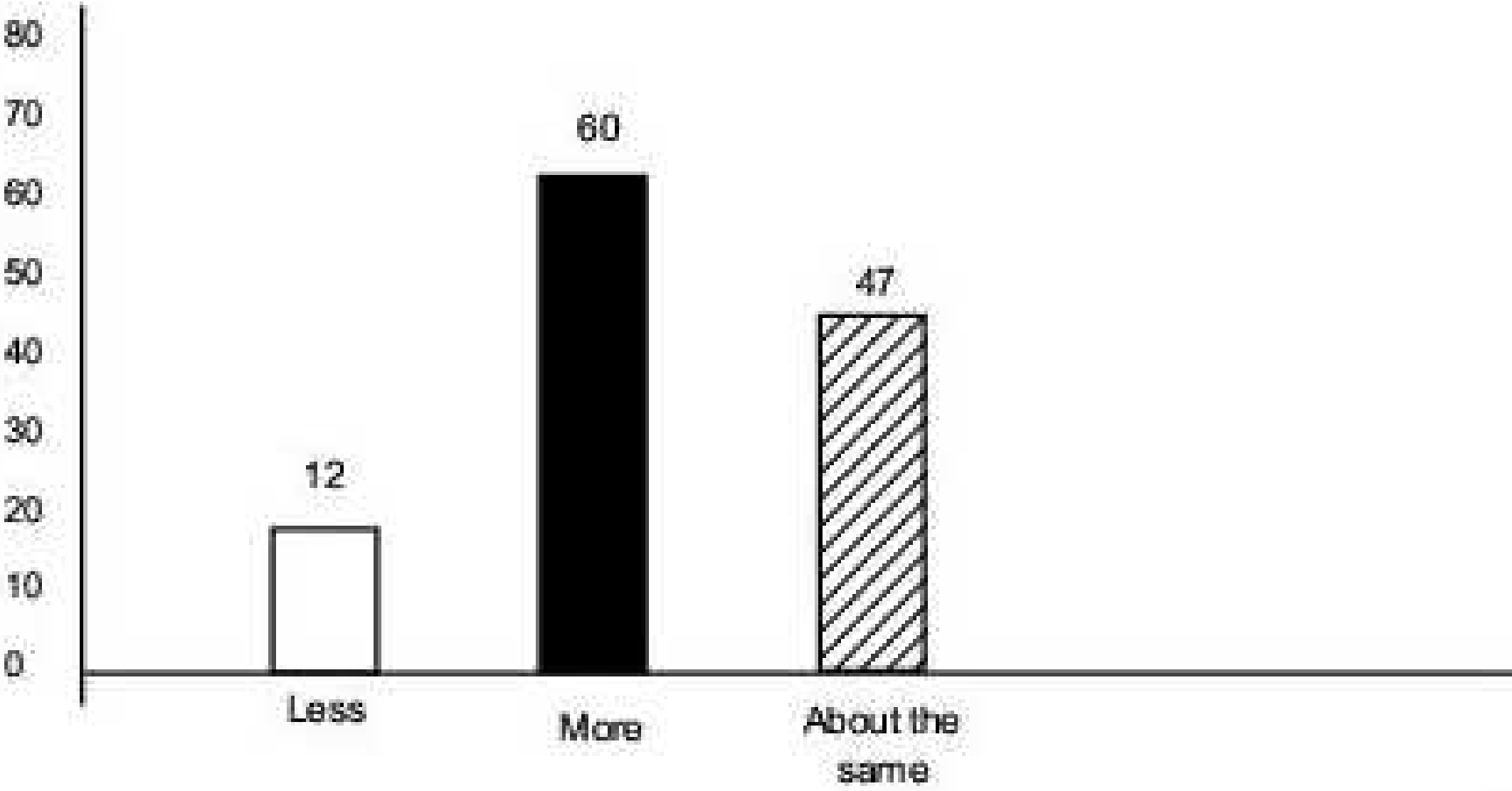

infocommuni_263_la_23.jpg

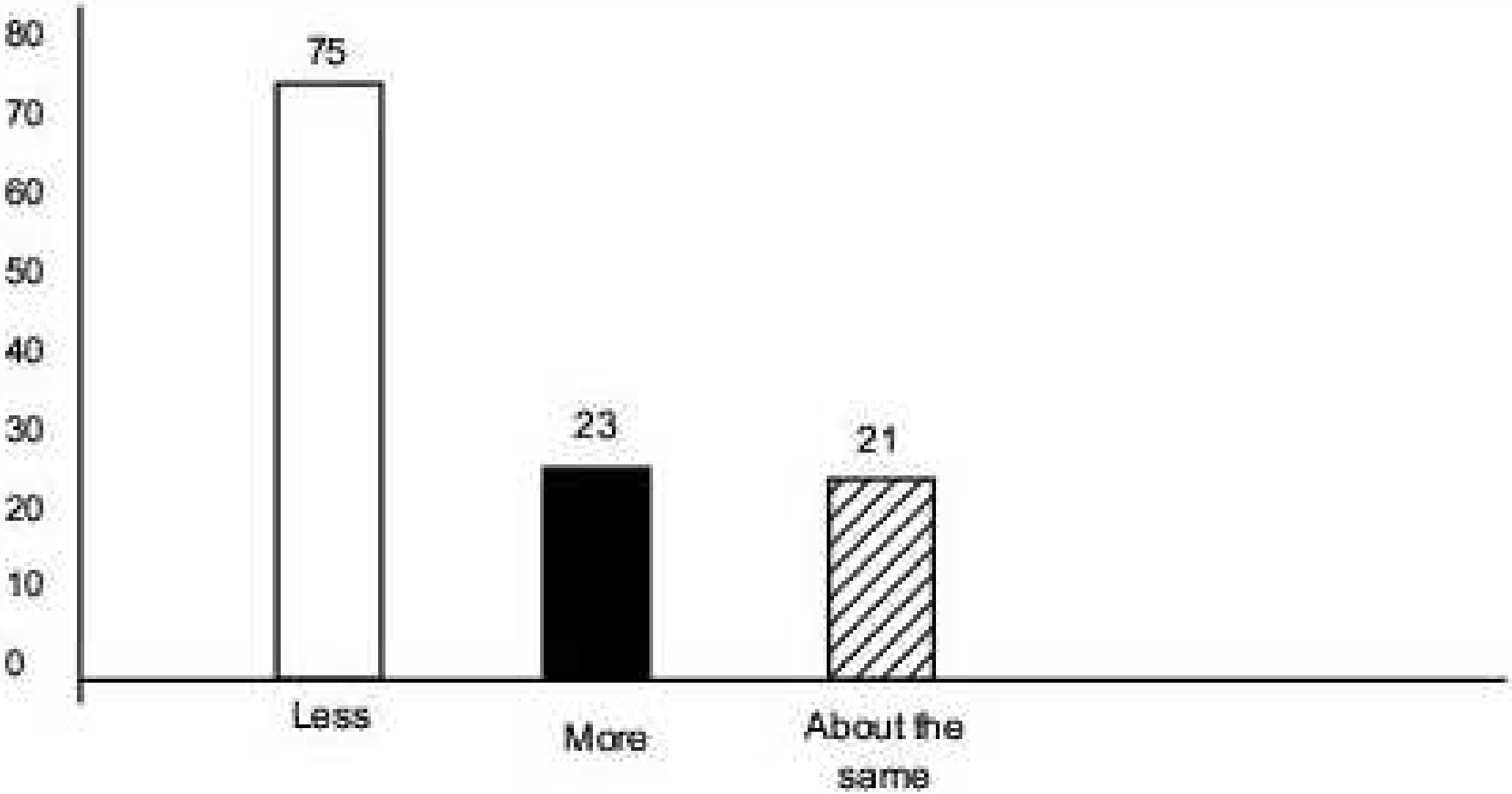

infocommuni_263_la_24.jpg

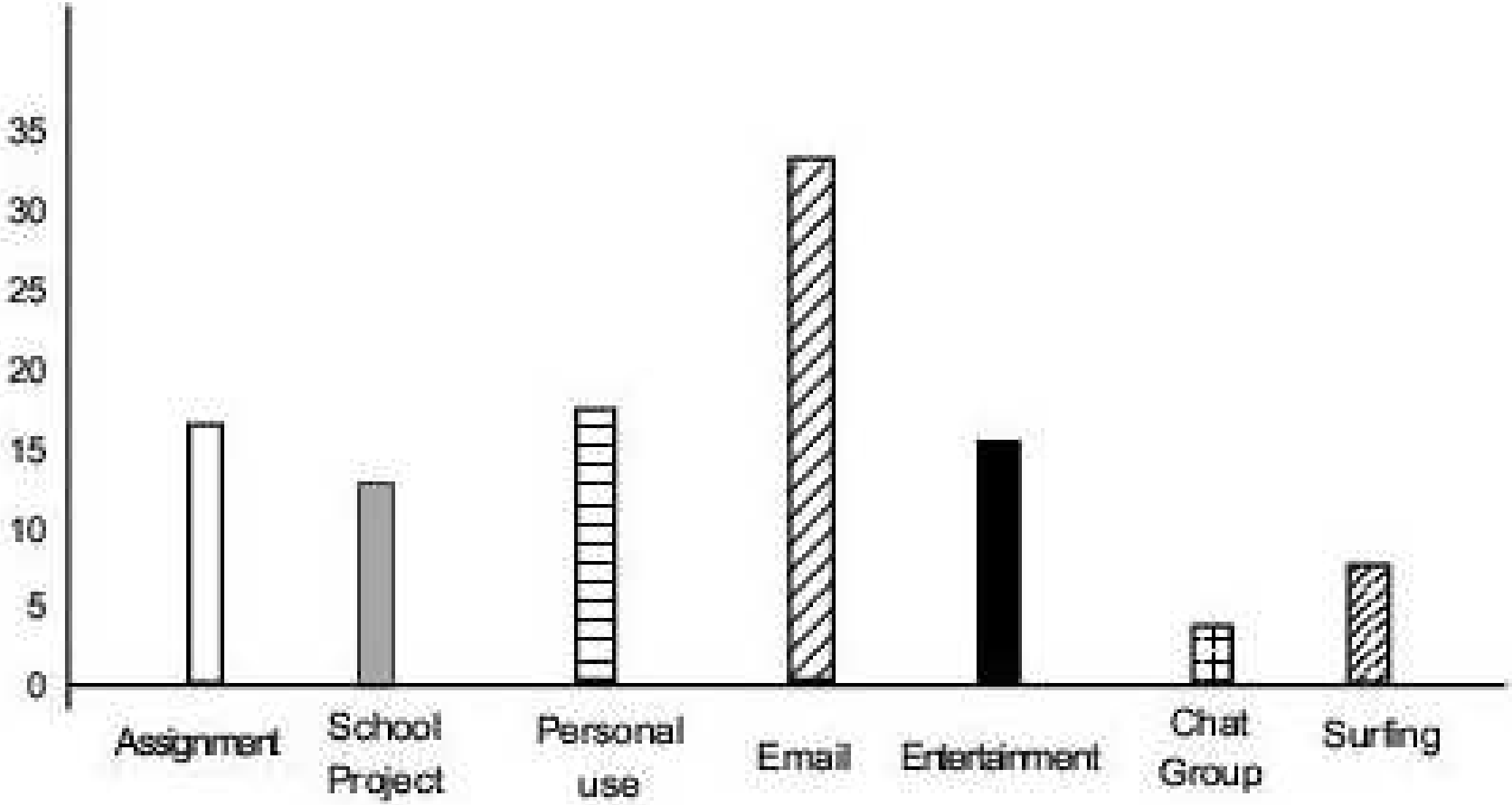

infocommuni_264_la_25.jpg

Age of Learners	Well	Very Well	Total
13–17 years	56(72.7%)	21(27.3%)	77(100%)
18+ years	22(52.4%)	20(47.6%)	42(100%)
Total	78(65.5%)	41(34.5%)	119(100%)

infocommuni_265_la_26.jpg

Age of Learners	None	< 1 Hour	1-2 hours	Other	Total
13–17 years	17(17.7%)	24(25%)	47(49%)	8(8.3%)	96(100%)
18+	2(4.3%)	18(39.1%)	26(56.5%)	–	46(100%)
Total	19(13.4%)	42(29.6%)	73(51.4%)	8(5.6%)	142(100%)

infocommuni_265_la_27.jpg

Gender	Yes	No	Total
Male	65(91.5%)	6(8.5%)	71(100%)
Female	54(76.1%)	17(23.9%)	71(100%)
Total	119(83.8%)	23(16.2%)	142(100

infocommuni_265_la_28.jpg

Responses	Male	Female	Total
Don't use the Internet	8 (12.3%)	18 (33.3%)	26 (21.8%)
Assignments	13 (20.6%)	3 (5.7%)	16 (13.4%)
School Projects	8 (12.7%)	4 (7.5%)	12 (10.1%)
Personal Use	10 (15.9%)	5 (9.4%)	15 (12.6%)
Email	12 (19%)	21 (39.6%)	33 (27.7%)
Entertainment and chat groups	11 (17.5%)	3 (5.7%)	14 (0.12%)
Surfing	3 (4.8%)	1 (1.9%)	4 (3.4%)
Total	65 (54.6%)	54 (45.4%)	119 (100%)

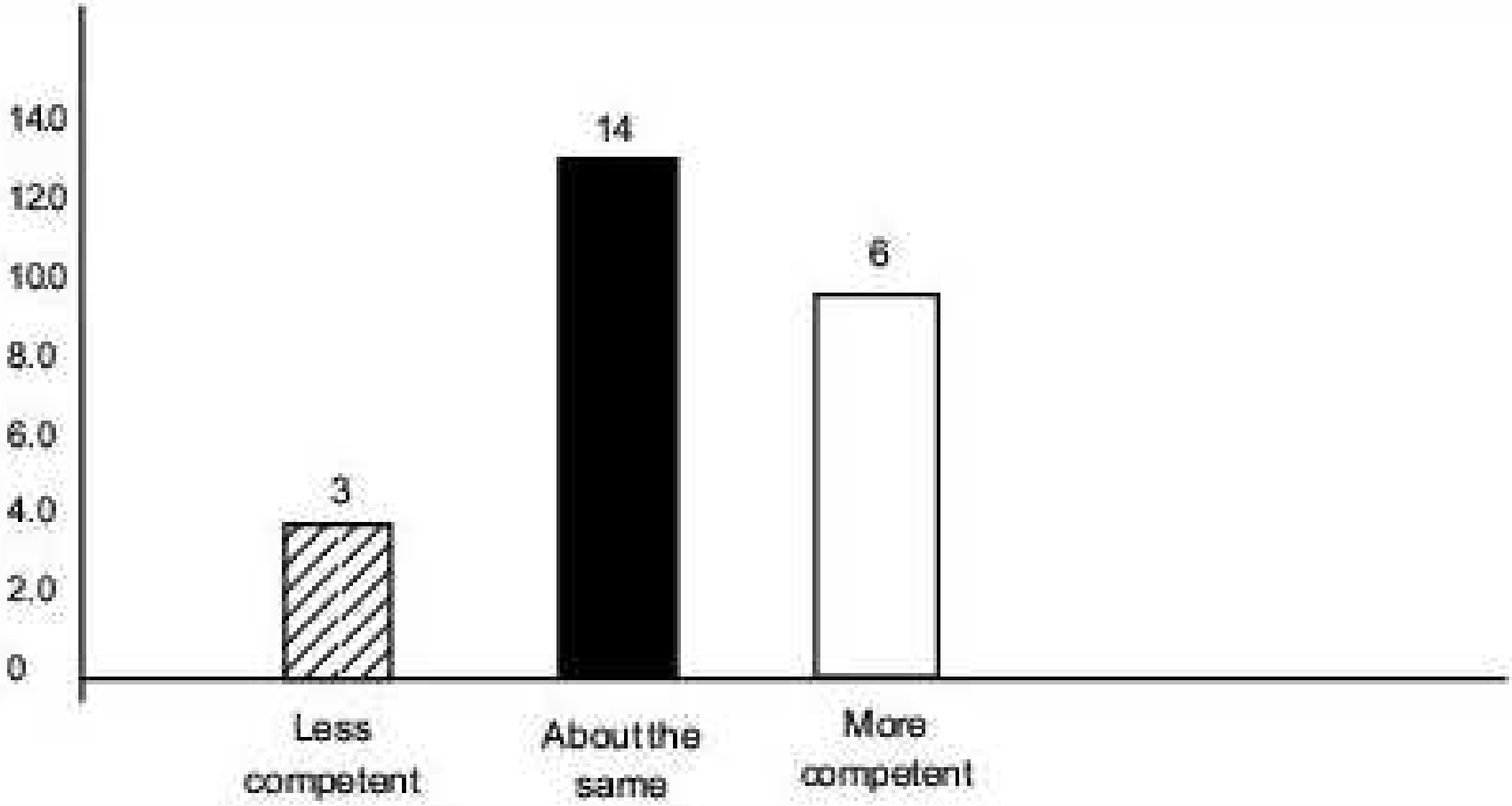

infocommuni_267_la_30.jpg

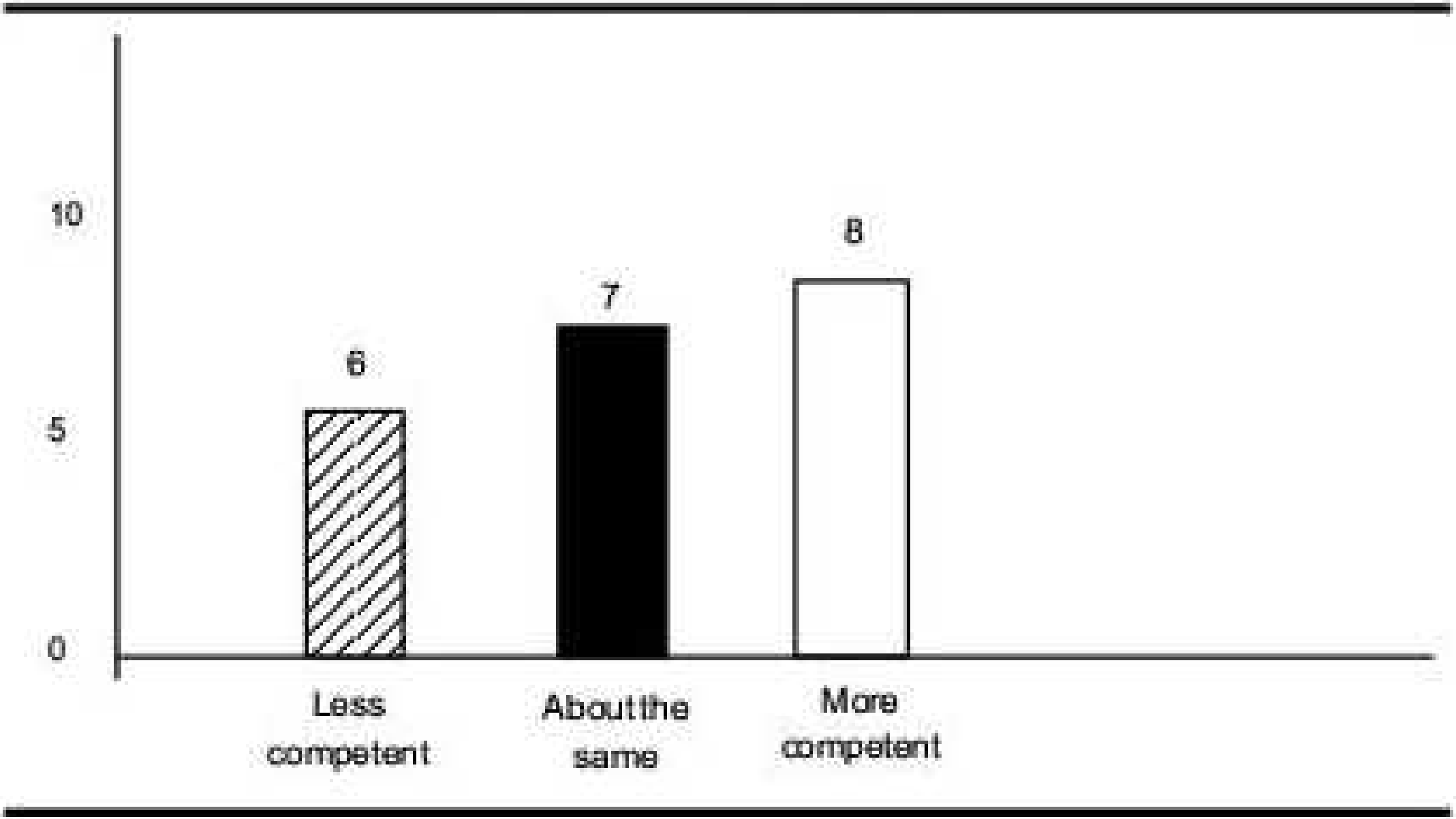

infocommuni_267_la_31.jpg

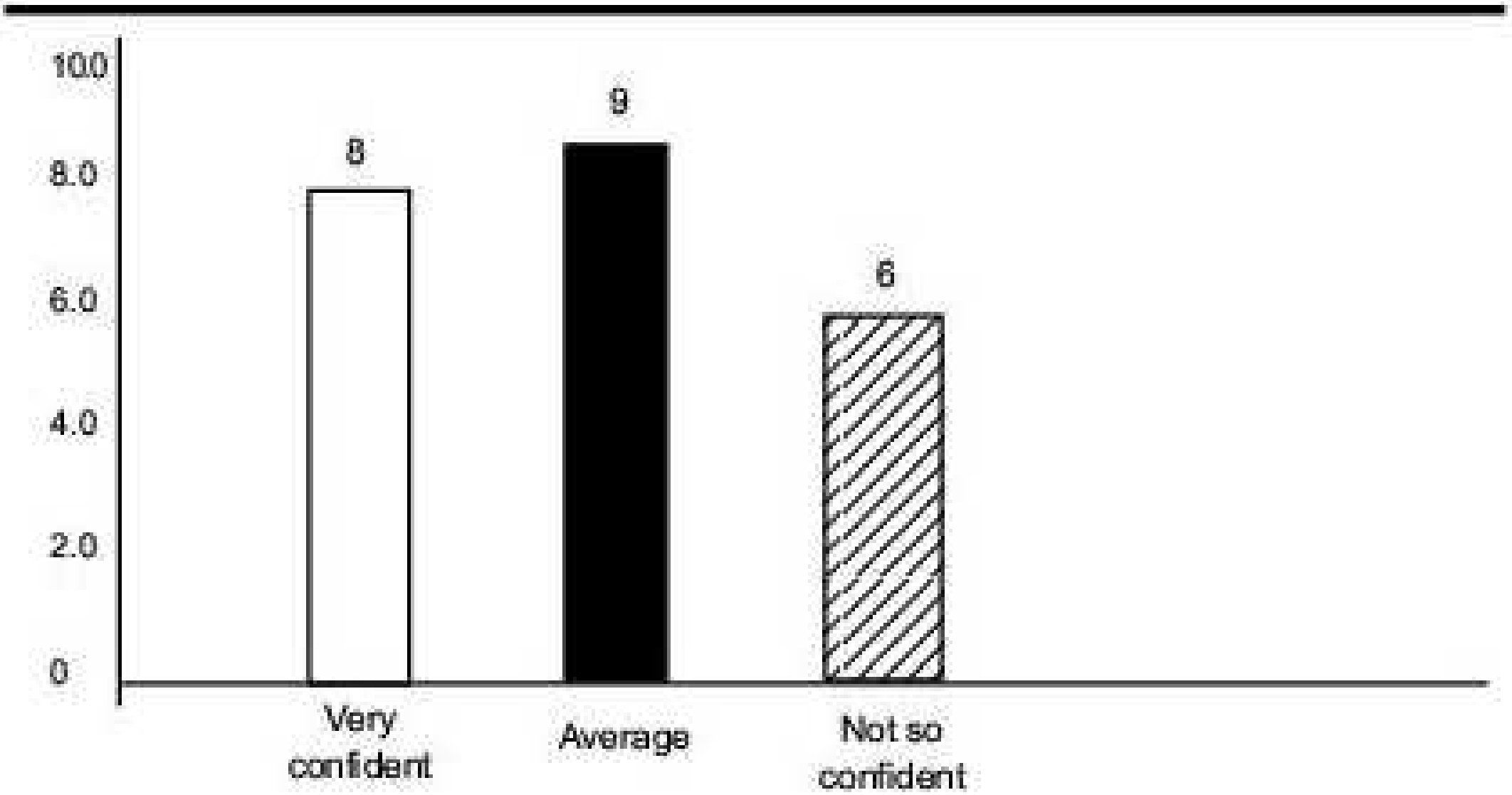

infocommuni_268_la_32.jpg

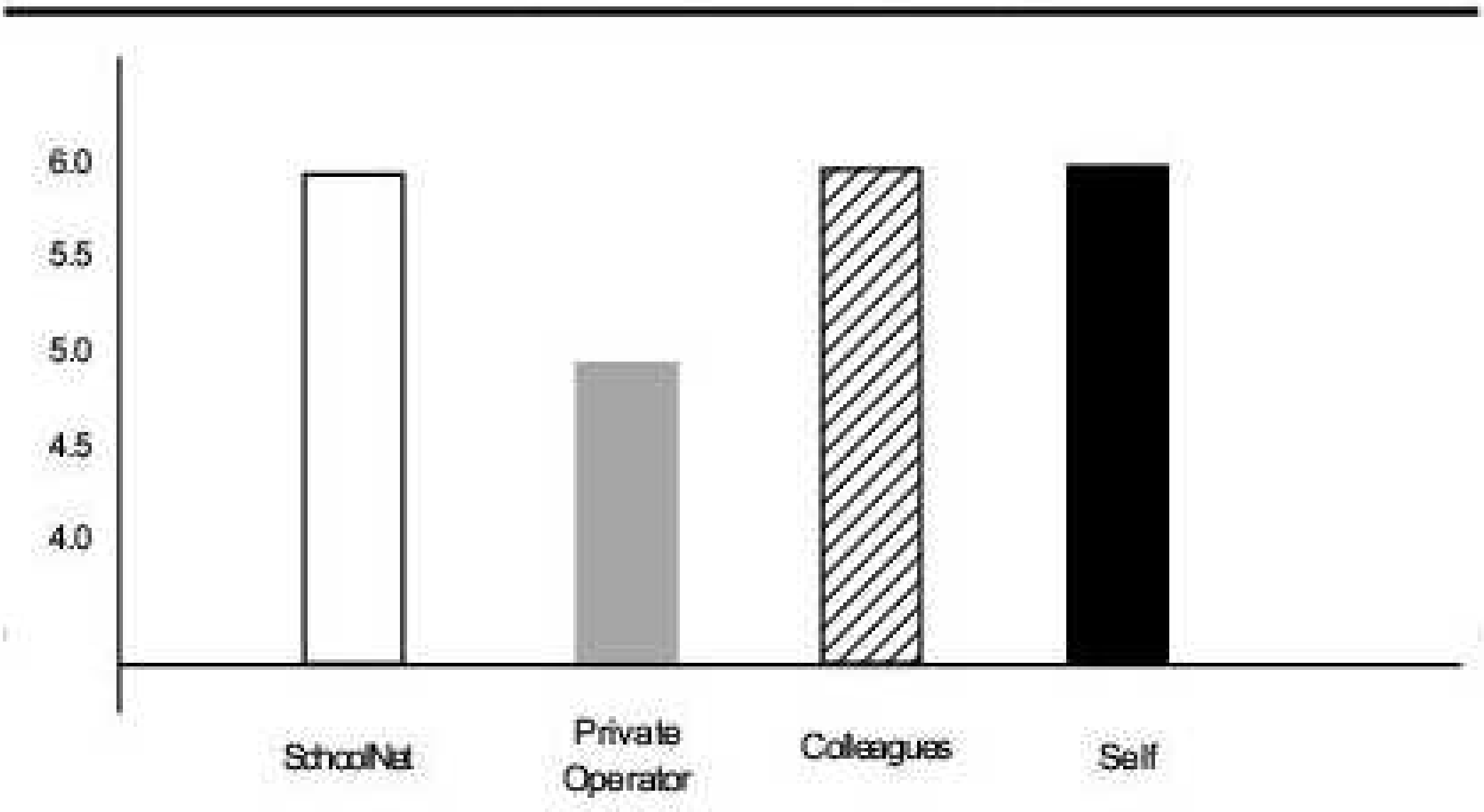

infocommuni_269_la_33.jpg

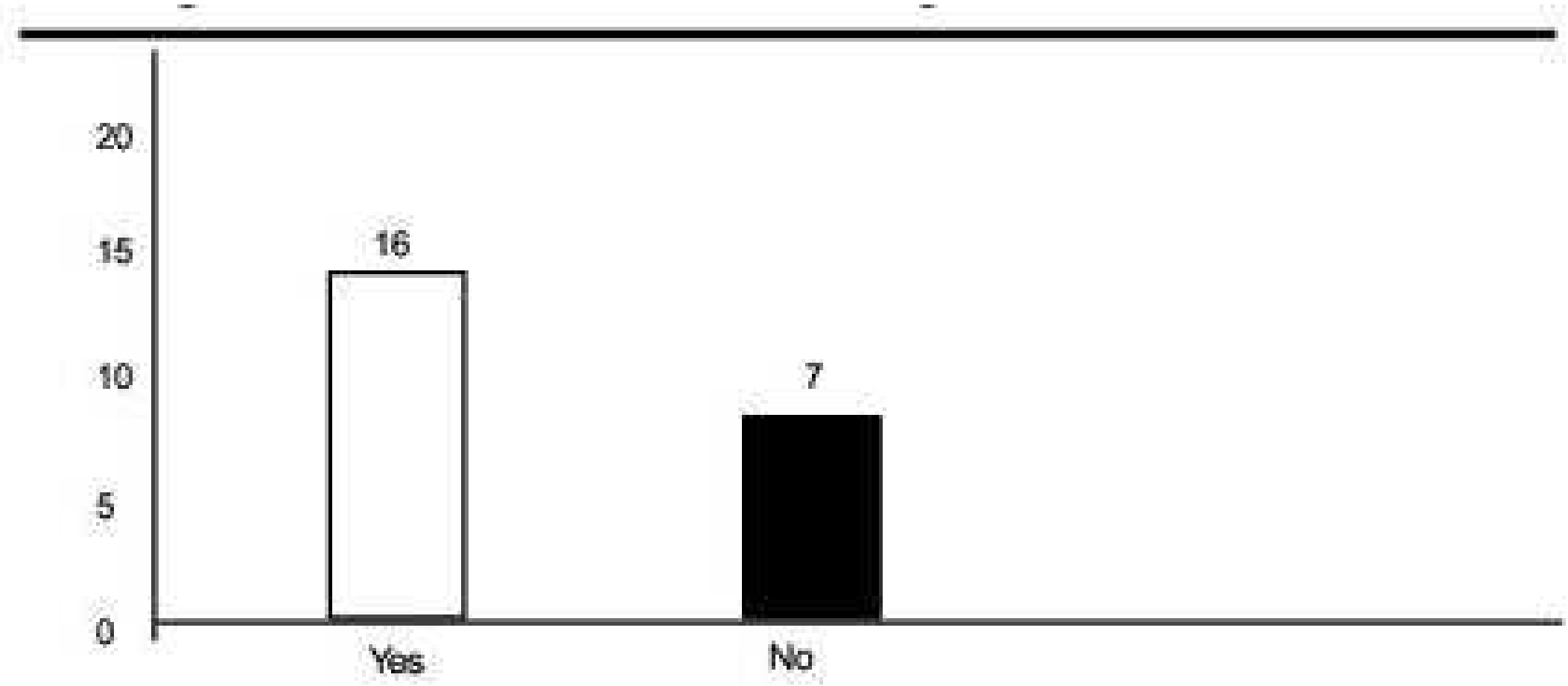

infocommuni_273_la_34.jpg

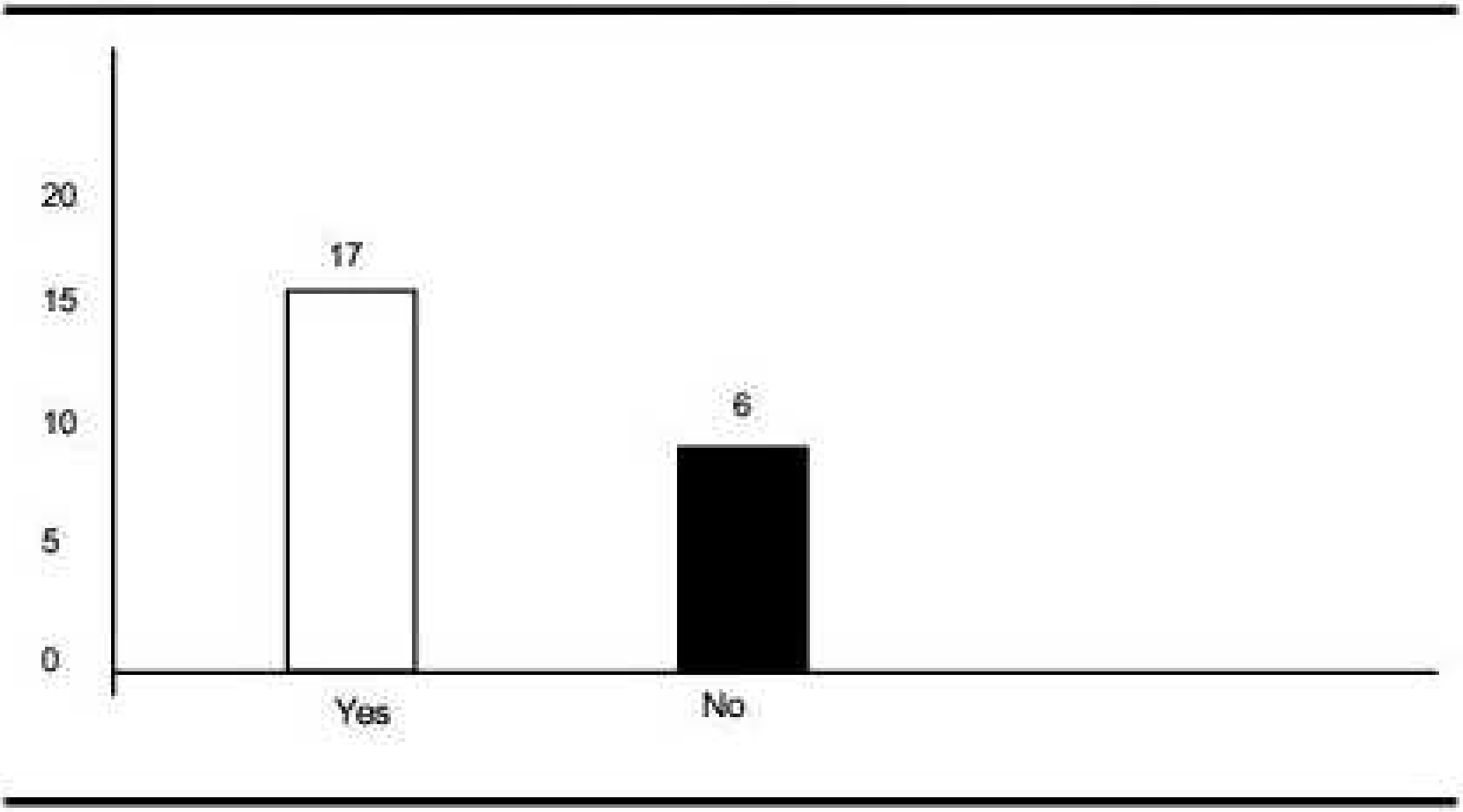

infocommuni_273_la_35.jpg


EDN
ICRISAT Development Notes
EDN
ICRISAT Development Notes
EDN
ICRISAT Development Notes
Amaranth
to
Zai Holes
Ecos of
Water Chemistry
ECHO

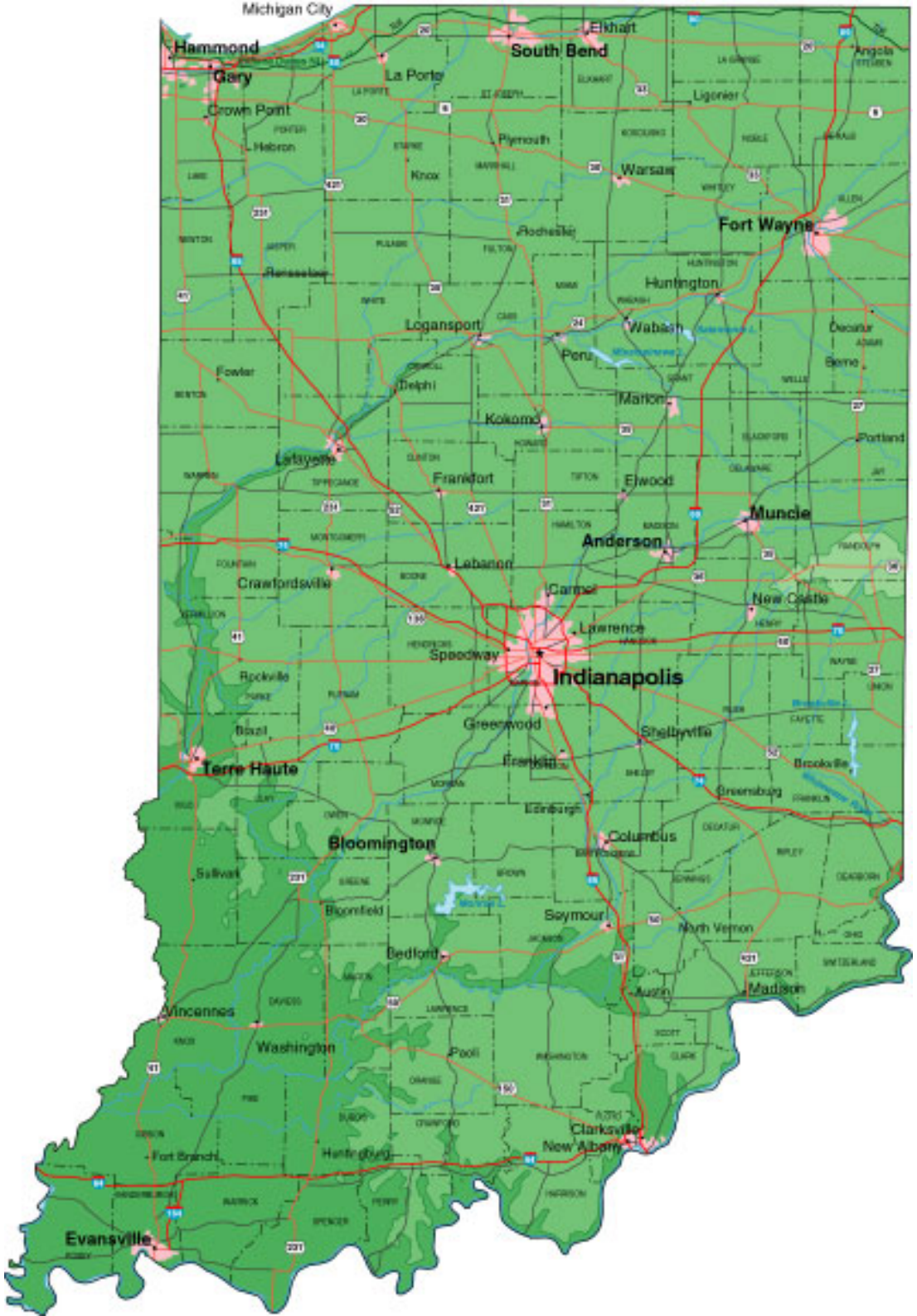
Michigan City
Hammond
Gary
Crown Point
Hebron
La Porte
South Bend
Elkhart
Angola
Ligonier
Plymouth
Knox
Warsaw
Rochester
Fort Wayne
Rensselaer
Huntington
Logansport
Wabash
Decatur
Peru
Bluffton
Fowler
Delphi
Marion
Kokomo
Portland
Lafayette
Frankfort
Elwood
Muncie
Anderson
Lebanon
Crawfordsville
Carmel
New Castle
Lawrence
Speedway
Indianapolis
Rockville
Greenwood
Shelbyville
Brazil
Terre Haute
Franklin
Brookville
Greensburg
Edinburgh
Columbus
Bloomington
Sullivan
Bloomfield
Seymour
North Vernon
Bedford
Madison
Austin
Vincennes
Washington
Paoli
Clarksville
New Albany
Fort Branch
Huntingburg
Evansville

Hardiness Zones

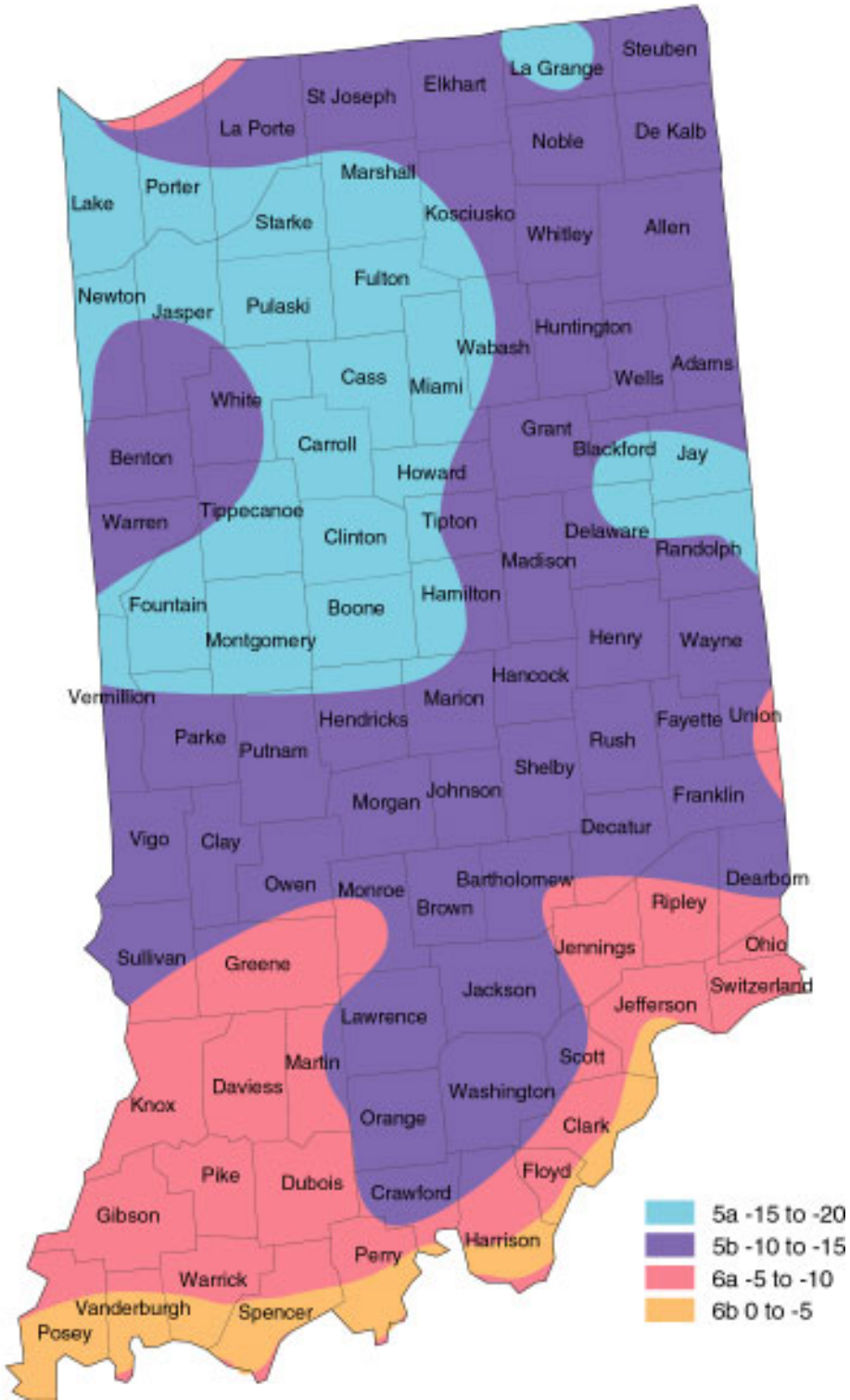

intern.JPG


Joanna
Lippmann
2007

ips_en.jpg

jackbean.jpg


Jane
Volker


440000
445000
450000
455000
460000
465000
470000
50000
45000
40000
35000
30000
25000
20000
Kampala




34°E
36°E
38°E
40°E
42°E
6°N
4°N
2°N
0°
2°S
4°S
Sudan
Ethiopia
Uganda
Kenya
Somalia
Tanzania
Kisumu
Nairobi
City Represented in Training Course
Altitude
<500 m
500 - 1,000 m
1,000 - 2,000 m
2,000 - 3,000 m
3,000 - 4,000 m
>4,000 m


Kisumu

KISUMU DISTRICT

kisumuMap.jpg

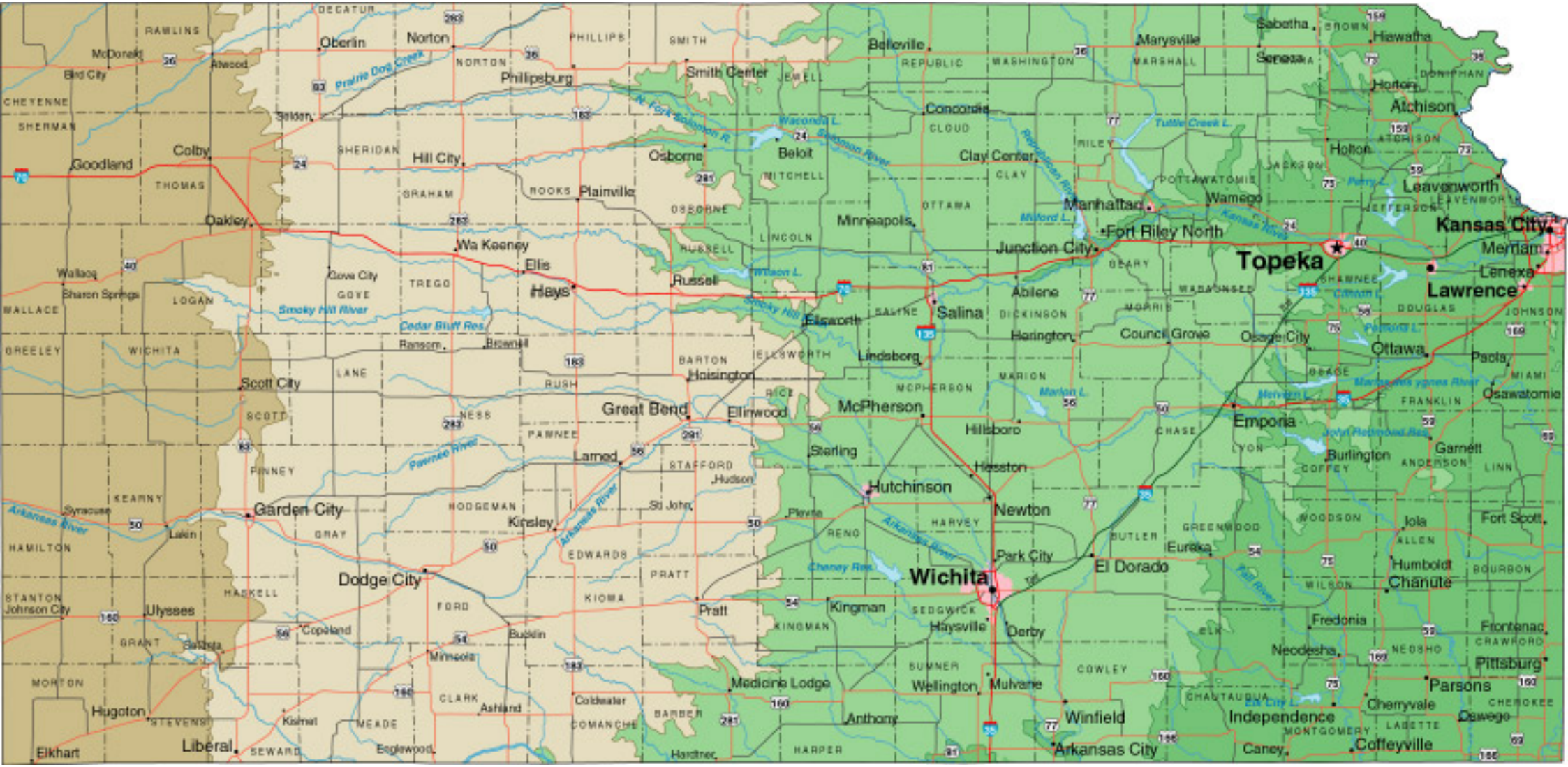
Topeka
Wichita
Kansas City
Lawrence
Salina
Manhattan
Hutchinson
Emporia
Dodge City
Garden City
Hays
Great Bend
Liberal
Goodland
Colby
Oakley
Scott City
Norton
Oberlin
Phillipsburg
Smith Center
Belleville
Concordia
Marysville
Hiawatha
Atchison
Leavenworth
Ottawa
Paola
Olathe
Merriam
Lenexa
Junction City
Abilene
McPherson
Newton
El Dorado
Winfield
Arkansas City
Independence
Coffeyville
Parsons
Pittsburg
Chanute
Iola
Fort Scott
Pratt
Kingman
Wellington
Medicine Lodge
Ulysses
Elkhart
Hugoton
Arkansas River
Smoky Hill River
Kansas River

KSgeo.jpg

Kansas Hardiness Zones

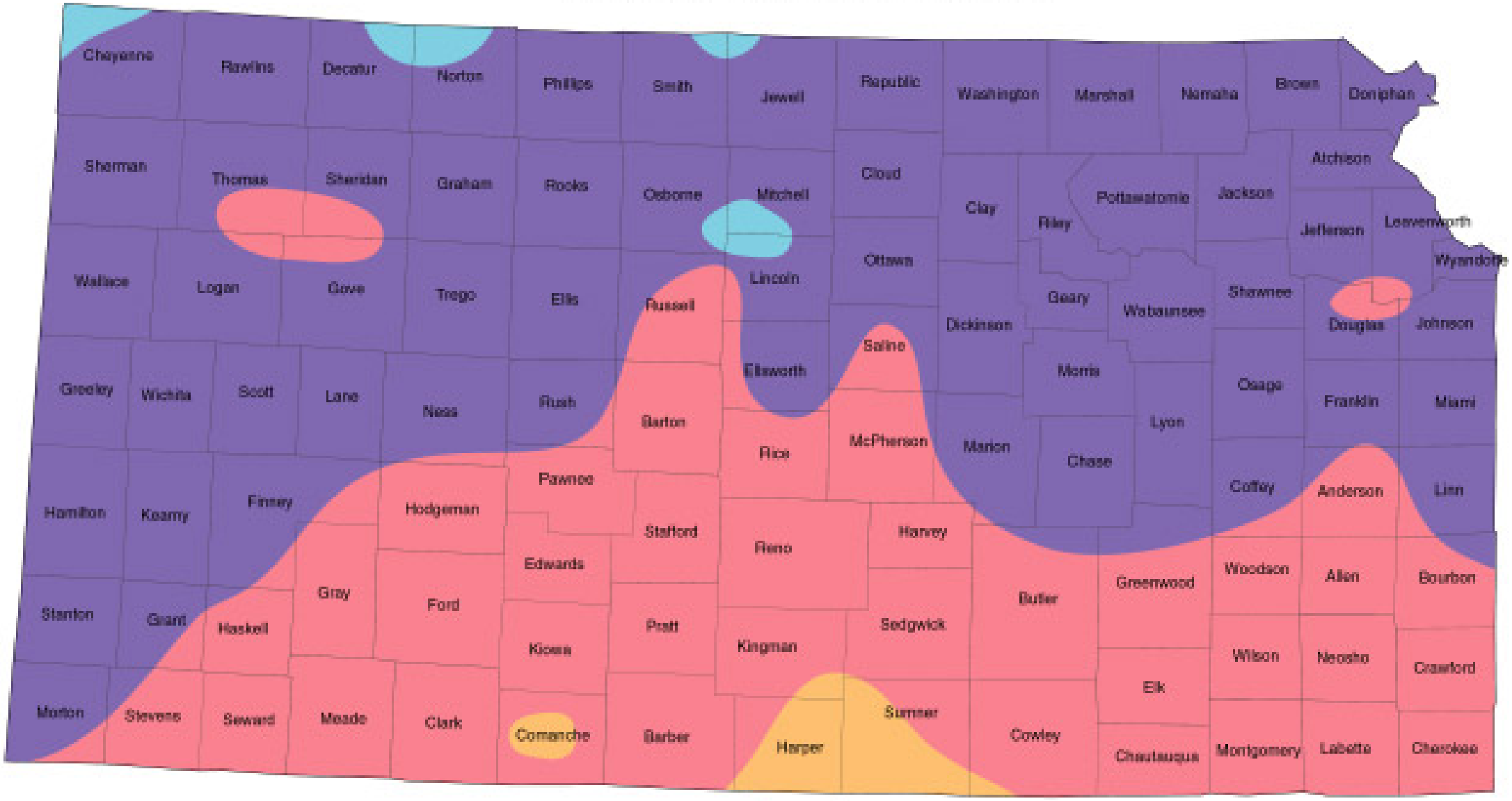


Kumasi




Florence
Alexandria
Falmouth
Williamstown
Maysville
Flemingsburg
Ashland
Eminence
Cynthiana
St. Matthews
Louisville
Frankfort
Georgetown
Olive Hill
Morehead
Valley Station
Winchester
Lexington
Henderson
Owensboro
Radcliff
Bardstown
Nicholasville
Richmond
Elizabethtown
Danville
Sturgis
Leitchfield
Lebanon
Berea
Jackson
Pikeville
Madisonville
Central City
Beaver Dam
Mount Vernon
Liberty
Hazard
Cave City
Greensburg
London
Jenkins
Paducah
Princeton
Bowling Green
Somerset
Columbia
Cumberland
Hopkinsville
Glasgow
Corbin
Harlan
Benton
Russellville
Burkesville
Monticello
Maybeld
Scottsville
Albany
Pineville
Franklin
Tompkinsville
Middlesborough
Murray
Fulton

KYgeo.jpg

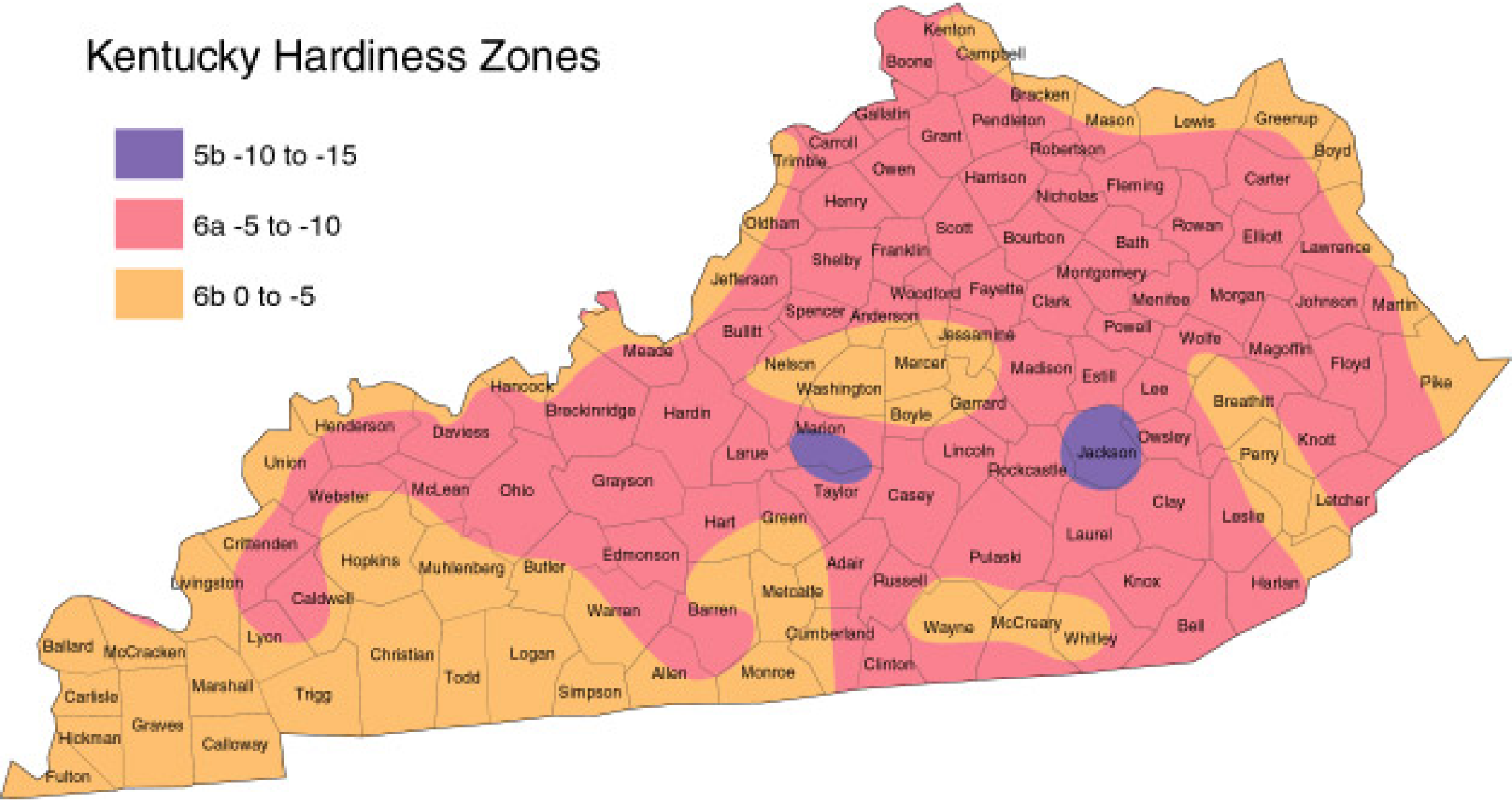
Kentucky Hardiness Zones
5b -10 to -15
6a -5 to -10
6b 0 to -5
Kenton
Boone
Campbell
Bracken
Gallatin
Pendleton
Mason
Lewis
Greenup
Carroll
Grant
Robertson
Boyd
Trimble
Owen
Harrison
Fleming
Carter
Nicholas
Henry
Oldham
Scott
Bourbon
Rowan
Elliott
Bath
Lawrence
Franklin
Shelby
Montgomery
Jefferson
Woodford
Fayette
Clark
Menifee
Morgan
Johnson
Martin
Spencer
Anderson
Bullitt
Jessamine
Powell
Wolfe
Magoffin
Meade
Nelson
Mercer
Madison
Estill
Floyd
Pike
Hancock
Washington
Lee
Breathitt
Garrard
Boyle
Brackinridge
Hardin
Henderson
Daviess
Marion
Owsley
Knott
Union
Larue
Lincoln
Jackson
Perry
Rockcastle
Grayson
Webster
McLean
Ohio
Taylor
Casey
Clay
Leslie
Letcher
Hart
Green
Crittenden
Laurel
Hopkins
Muhlenberg
Butler
Edmonson
Adair
Pulaski
Livingston
Russell
Knox
Harlan
Caldwell
Metcalfe
Warren
Barren
Wayne
McCreary
Bell
Cumberland
Whitley
Lyon
Ballard
McCracken
Christian
Logan
Clinton
Todd
Allen
Monroe
Marshall
Simpson
Carlisle
Trigg
Graves
Hickman
Calloway
Fulton

KYhardy.jpg


Springhill
Haynesville
Vivien
Homer
Farmerville
Lake Providence
Bastrop
Minden
Bossier City
Shreveport
Ruston
Monroe
Delhi
Tallulah
Jonesboro
Winnsboro
Mansfield
Coushatta
Winnfield
Natchitoches
Jena
Ferriday
Zwolle
Marry
Bal
Alexandria
Newellsland
Fort Polk South
Ninemile
Sunkie
De Ridder
Kentwood
Jackson
Bogalusa
New Roads
Amite City
Ville Platte
Baker
Opelousas
Scotlandville
Hammond
Kinder
Eunice
Baton Rouge
Plaquemine
Sulphur
Jennings
Lake Charles
Lafayette
Gonzales
Slidell
Crowley
Brousard
Laplace
Metairie
Kenner
New Orleans
Abbeville
New Iberia
Estelle
Thibodaux
Baldwin
Raceland
Morgan City
Bayou Cane
Houma
Port Sulphur
Chauvin
Galliano
Golden Meadow
Buras-Triumph

lagooning_system.jpg

lagooning_system_fixed.jpg

lagooning_system_floating.jpg

Lousiana Hardiness Zones

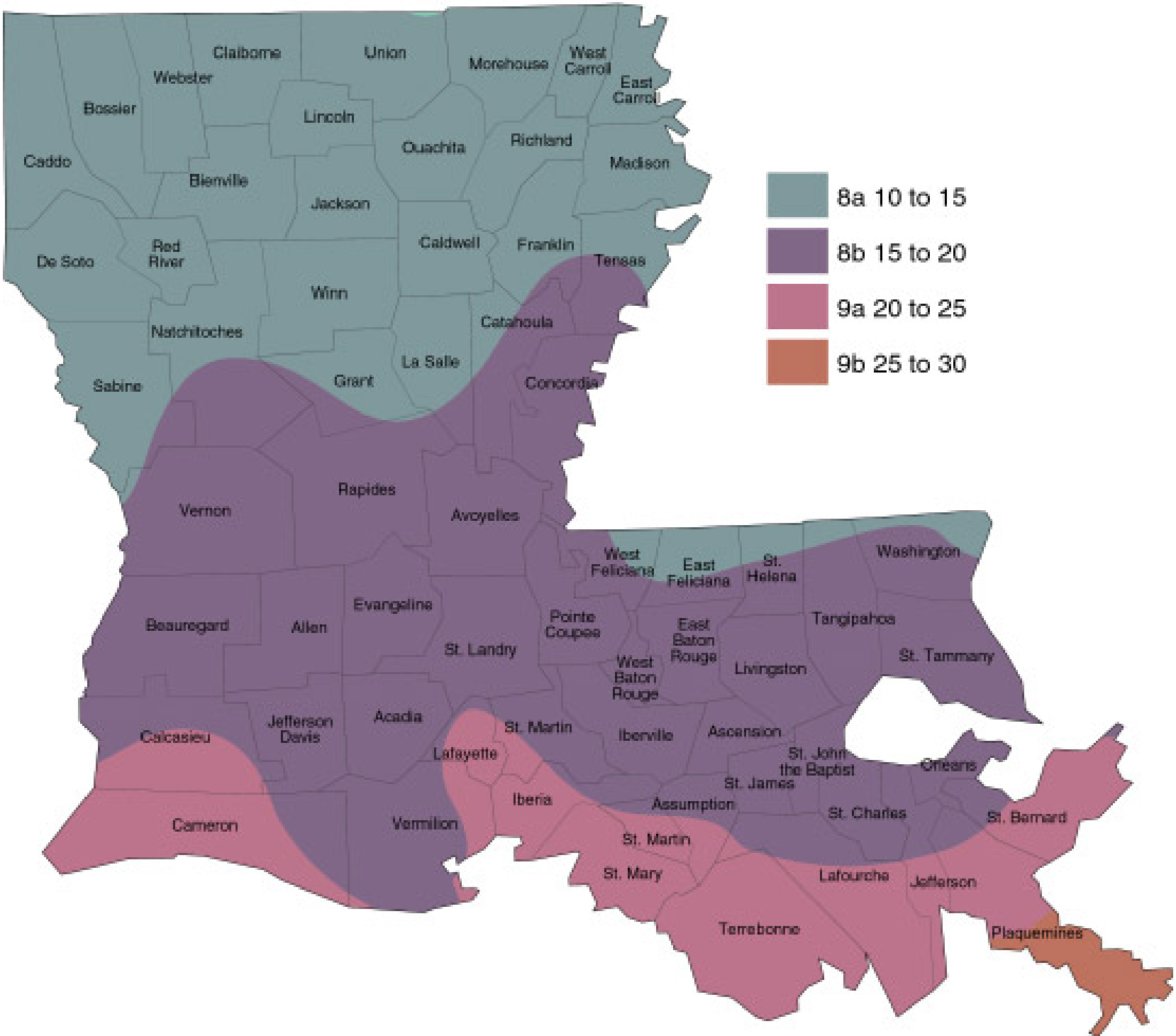


Larry
Yarger



Leisa.jpg

library (2).jpg


EDN
EDN
EDN
Amaranth
to
Zai Holes

IDRC CRDI

logo_idrc.jpg


Lollie
Peckham

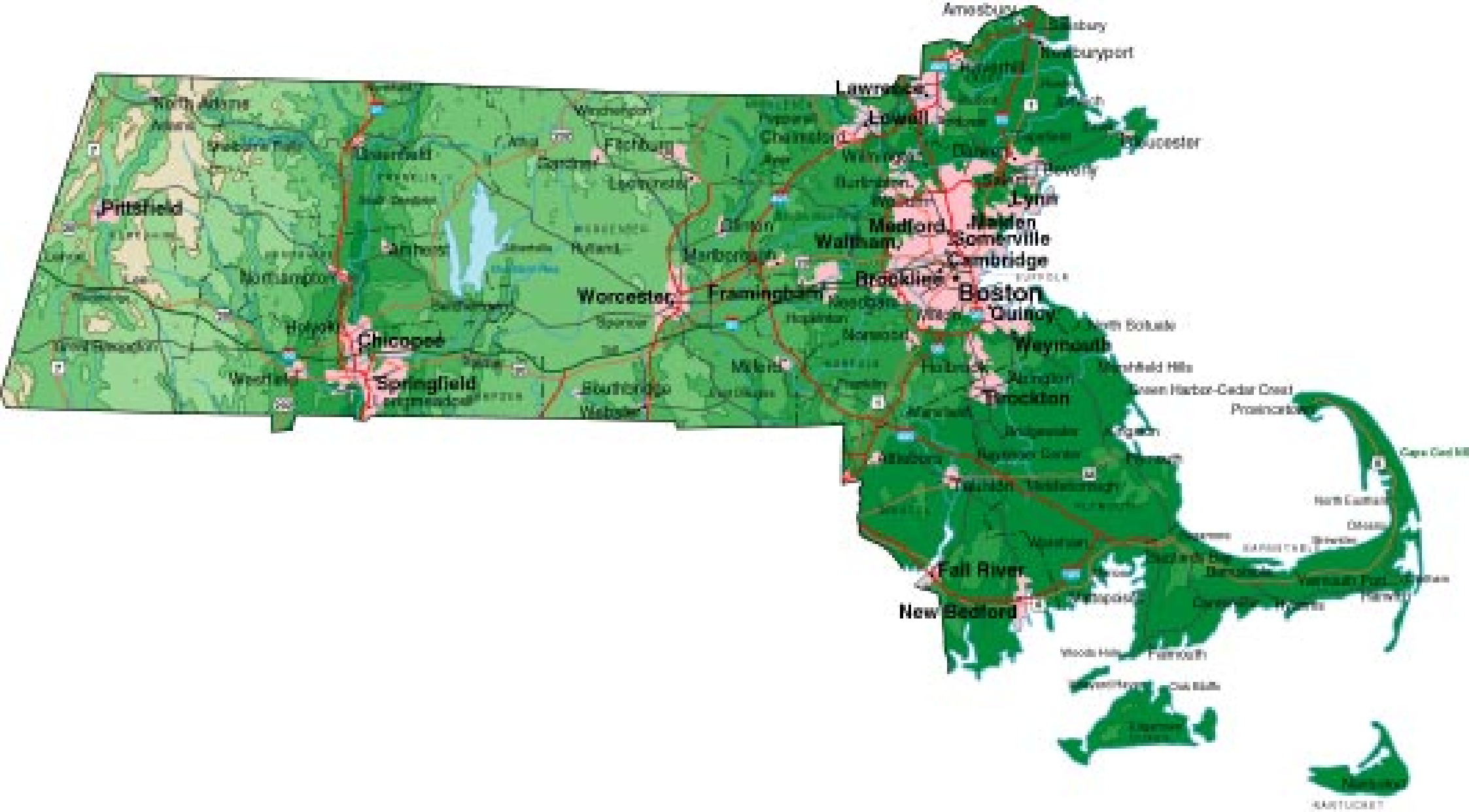
Amesbury
Salisbury
Newburyport
Haverhill
Lawrence
Lowell
Gloucester
North Adams
Adams
Williamstown
Greenfield
Fitchburg
Gardner
Leominrster
Chelmsford
Ayer
Wilmington
Danvers
Beverly
Burlington
Lynn
Pittsfield
Medford
Malden
Waltham
Somerville
Cambridge
Northampton
Amherst
Hudson
Marlborough
Brookline
Worcester
Framingham
Boston
Holyoke
Chicopee
Quincy
North Scituate
Weymouth
Westfield
Springfield
Milford
Marshfield Hills
Brockton
Sturbridge
Webster
Provincetown
Cape Cod Bill
Fall River
New Bedford
Falmouth
Nantucket

MAgeo.jpg

Massachusetts Hardiness Zones

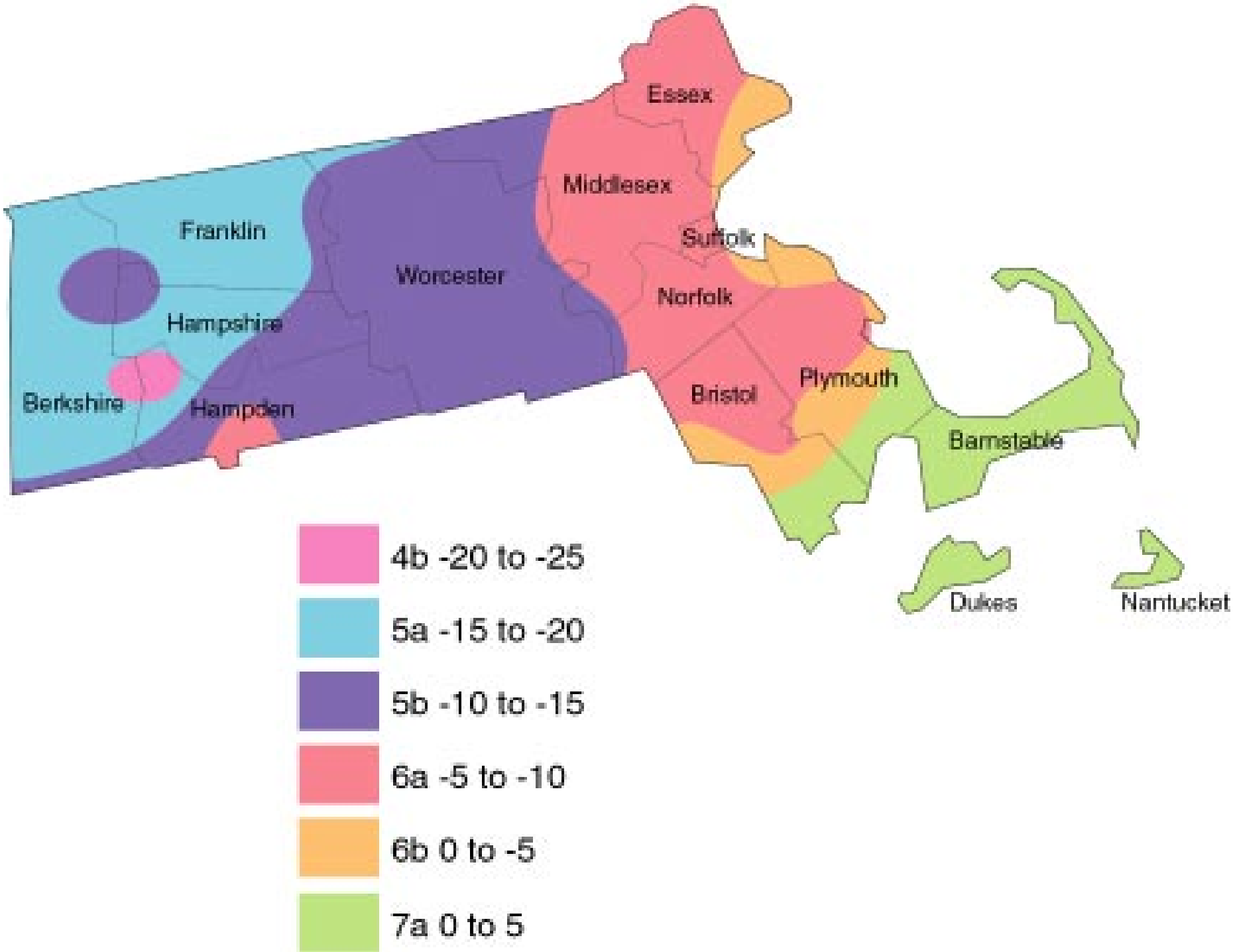


Marilyn
Acton


200
FRESH MILK
LITRE 500


Mary Ann
Booth


Mary
Moore


Mary
Moore

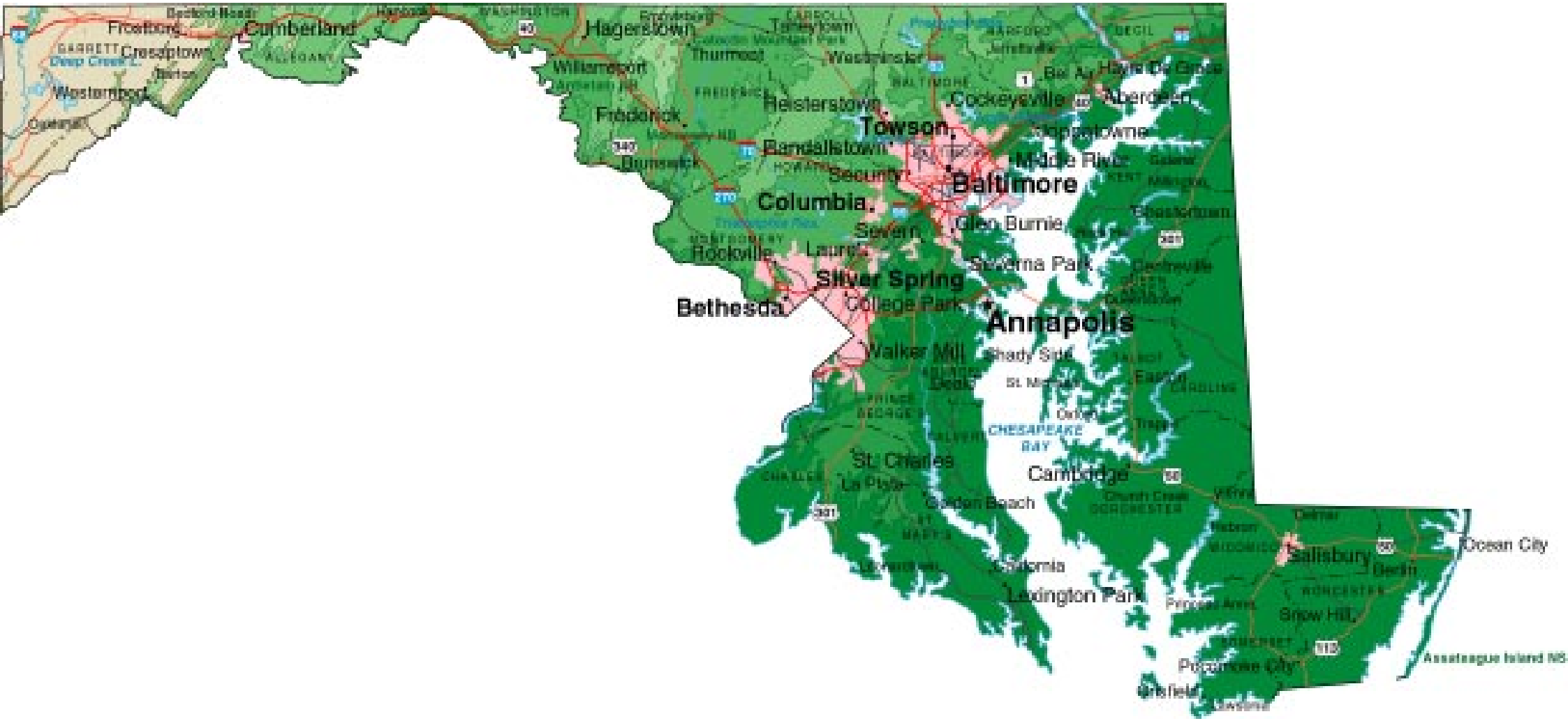
Frostburg
Cumberland
Hagerstown
Westernport
Williamsport
Frederick
Hesistertown
Towson
Cockeysville
Aberdeen
Havre de Grace
Bel Air
Randallstown
Security
Baltimore
Middle River
Columbia
Glen Burnie
Severn
Rockville
Laurel
Silver Spring
Severna Park
Bethesda
College Park
Annapolis
Walker Mill
Shady Side
Easton
Deale
St. Charles
La Plata
Cambridge
Chesapeake Bay
Solomons
Lexington Park
Salisbury
Ocean City
Berlin
Snow Hill
Pocomoke City
Assateague Island NS

MDgeo.jpg

Maryland Hardiness Zones

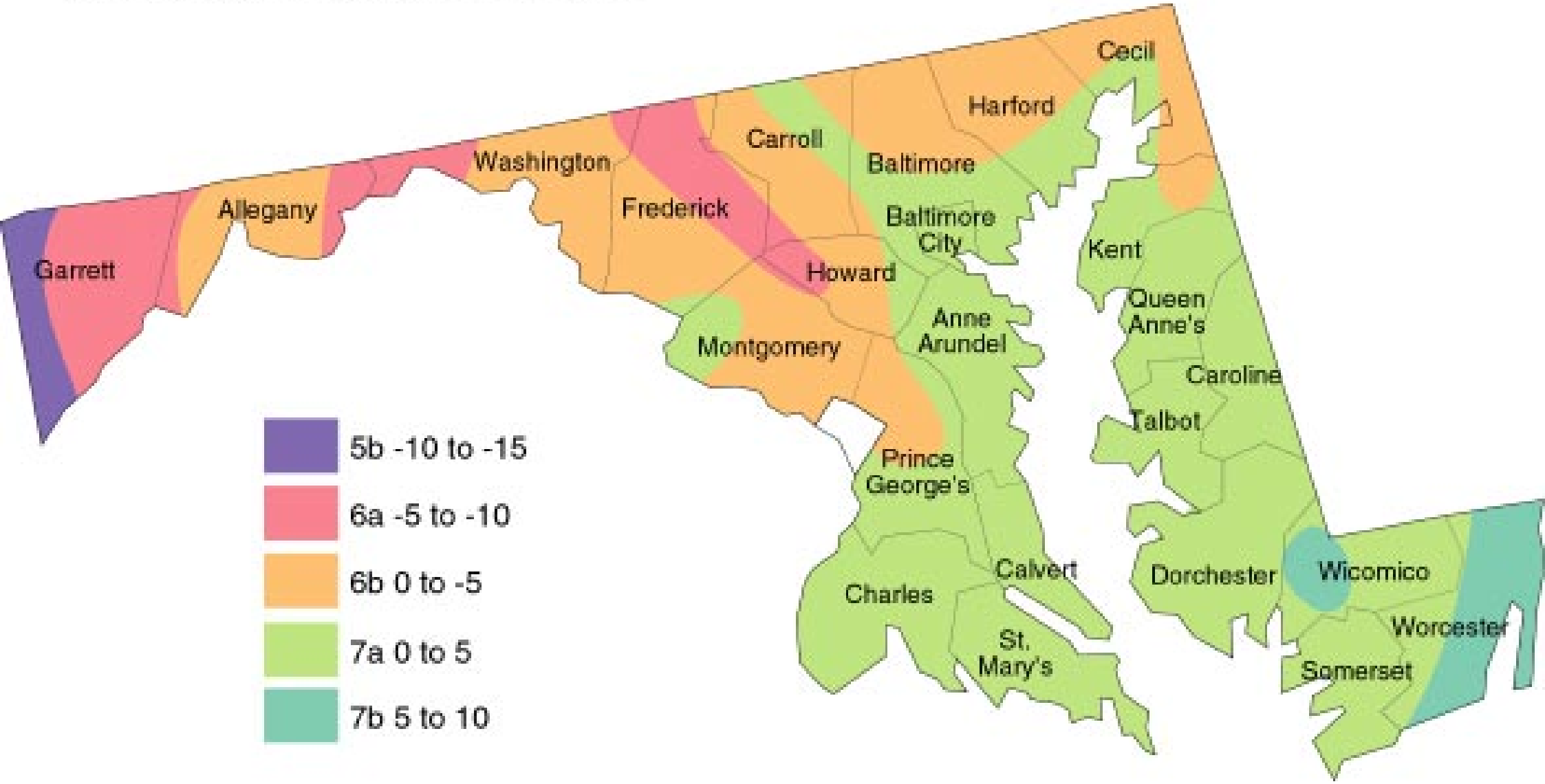

MDhardy.jpg

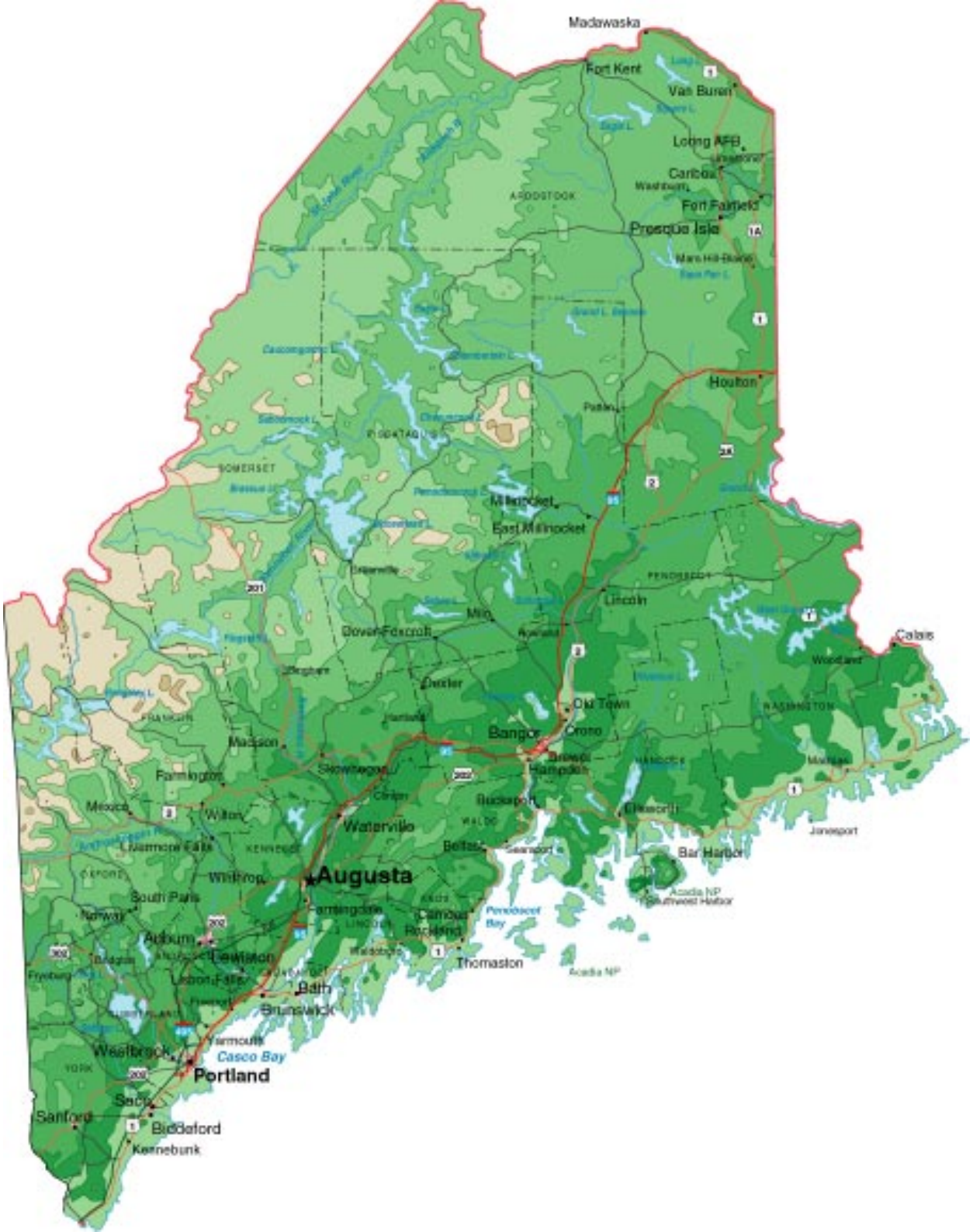
Madawaska
Fort Kent
Van Buren
Long AFB
Caribou
Fort Fairfield
Presque Isle
Houlton
Millinocket
East Millinocket
Lincoln
Calais
Dover-Foxcroft
Dexter
Old Town
Bangor
Orono
Brewer
Hampden
Madison
Farmington
Skowhegan
Mexico
Wilton
Rumford
Waterville
Belfast
Ellsworth
Bar Harbor
Jonesport
Augusta
Winthrop
South Paris
Norway
Farmingdale
Camden
Rockland
Penobscot Bay
Thomaston
Acadia NP
Southwest Harbor
Auburn
Lewiston
Lisbon Falls
Bath
Brunswick
Yarmouth
Casco Bay
Westbrook
Portland
Saco
Sanford
Biddeford
Kennebunk

Maine Hardiness Zones

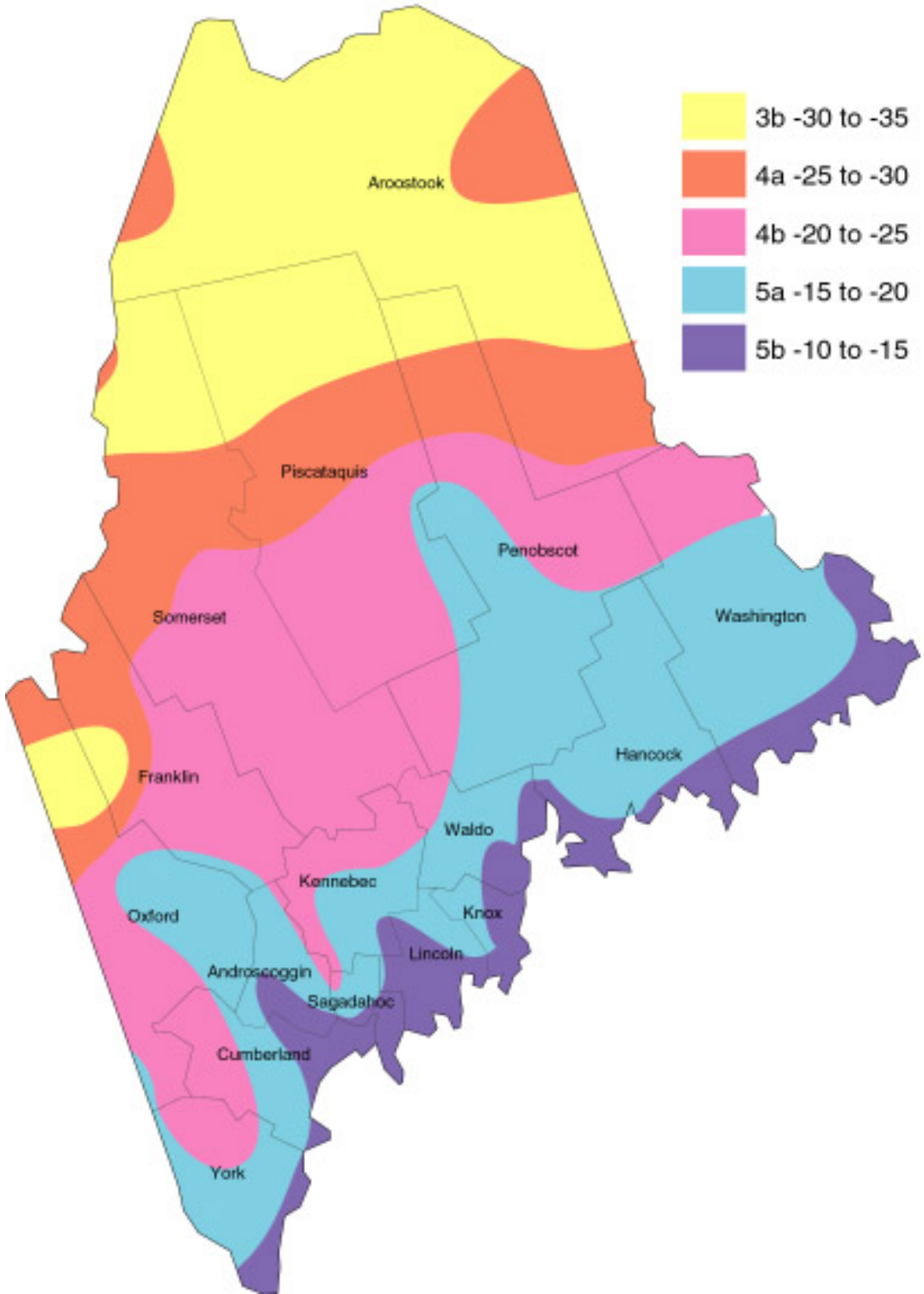


Isle Royale NP
KEWEENAW
Laurium
Hancock
Houghton
HOUGHTON
Ontonagon
ONTONAGON
L. Anse
BARAGA
Bessemer
L. Gogebic
GOGEBIC
IRON
Iron River
Ishpeming
MARQUETTE
K. I. Sawyer AFB
Marquette
Pictured Rocks NL
Munising
ALGER
SCHOOLCRAFT
DELTA
Manistique
Manistique L.
LUCE
Newberry
Sault Ste. Marie
CHIPPEWA
MACKINAC
St. Ignace
DICKINSON
Iron Mountain
Norway
Gladstone
Escanaba
MENOMINEE
Menominee
Cheboygan
EMMET
Mullett L.
Rogers City
Petoskey
Charlevoix
Walloon L.
Burt L.
Black L.
CHEBOYGAN
PRESQUE ISLE
CHARLEVOIX
Boyne City
Chaminis
MONTMORENCY
Alpena
ALPENA
Torch L.
ANTRIM
Gaylord
Fletcher Pond
OTSEGO
Sleeping Bear Dunes NL
LEELANAU
Elk L.
CRAWFORD
OSCODA
Hubbard L.
ALCONA
Au Sable River
BENZIE
Traverse City
Crystal L.
GRAND TRAVERSE
KALKASKA
Higgins L.
Wurtsmith AFB
MANISTEE
MISSAUKEE
OGEMAW
IOSCO
East Tawas
Manistee
WEXFORD
Cadillac
Houghton Lake
ROSCOMMON
ARENAC
Gladwin
Ludington
LAKE
OSCEOLA
CLARE
GLADWIN
MASON
Reed City
Clare
Harbor Beach
HURON
Bad Axe
NEWAYGO
Big Rapids
ISABELLA
Sebewaing
OCEANA
MECOSTA
TUSCOLA
Hardy Dam Pond
Mount Pleasant
Midland
Bay City
Fremont
Zilwaukee
Caro
SANILAC
Montague
Saginaw
Sandusky
Muskegon
Wolf Lake
Cedar Springs
Ithaca
SAGINAW
Frankenmuth
Croswell
Norton Shores
MUSKEGON
KENT
MONTCALM
GRATIOT
GENESEE
LAPEER
ST. CLAIR
Grand Haven
Owosso
Flint
Imlay City
Walker
Grand Rapids
CLINTON
Burton
Port Huron
IONIA
Holland
OTTAWA
Wyoming
Oxford
OAKLAND
MACOMB
ALLEGAN
EATON
Lansing
Pontiac
Marine City
Wayland
BARRY
Charlotte
Holt
INGHAM
Waterford
Troy
Pearl Beach
Allegan
Plainwell
LIVINGSTON
Farmington Hills
St. Clair Shores
South Haven
CALHOUN
Kalamazoo
Westland
WAYNE
Detroit
VAN BUREN
Hartford
JACKSON
Jackson
Ann Arbor
Taylor
Benton Harbor
Portage
Benton Heights
Trenton
Clinton
MONROE
Bridgman
Berrien Springs
ST. JOSEPH
BRANCH
Adrian
Monroe
BERRIEN
Niles
CASS
Bronson
Sturgis
Hudson
LENAWEE
HILLSDALE
Lambertville

Michigan Hardiness Zones

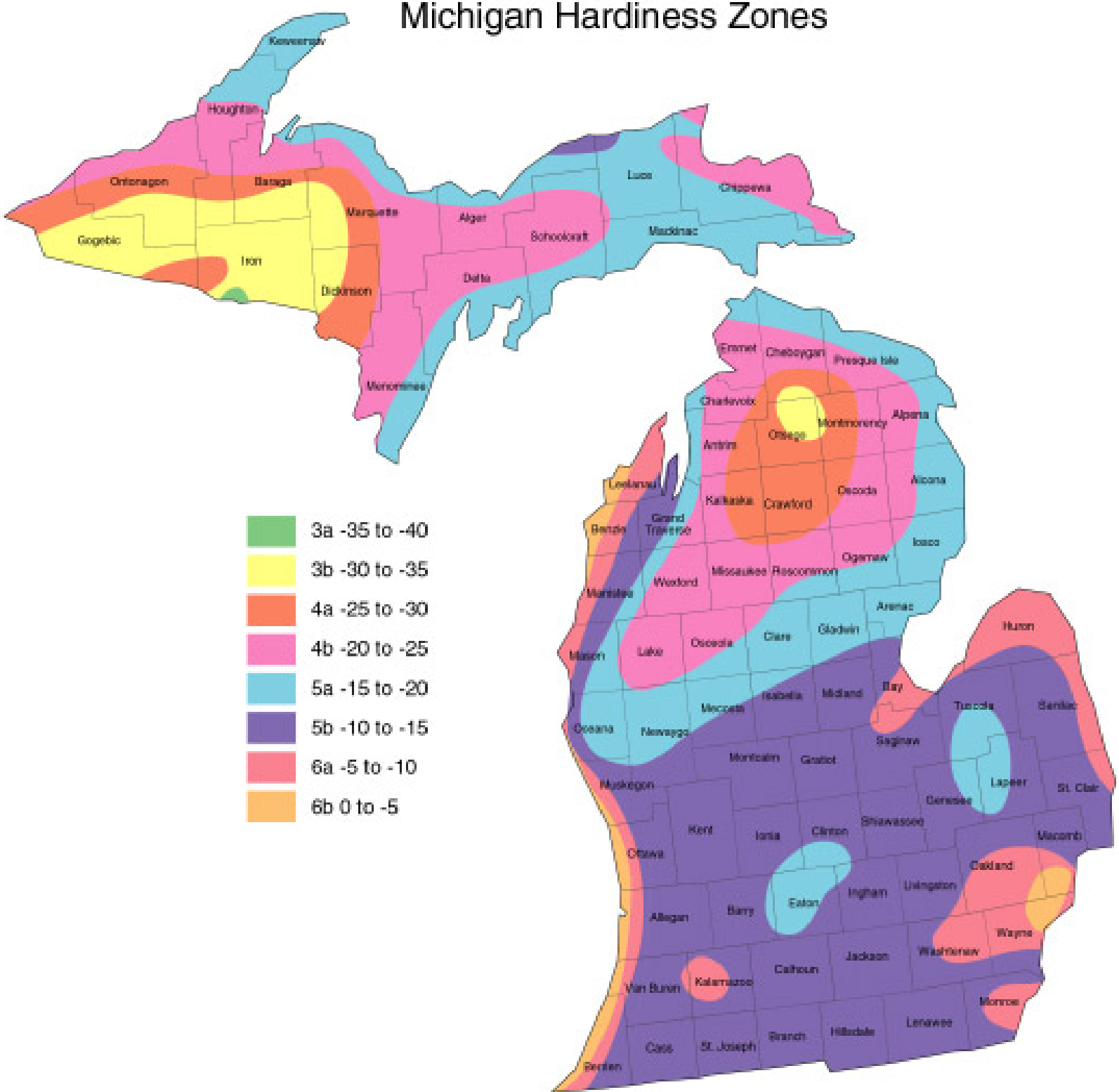

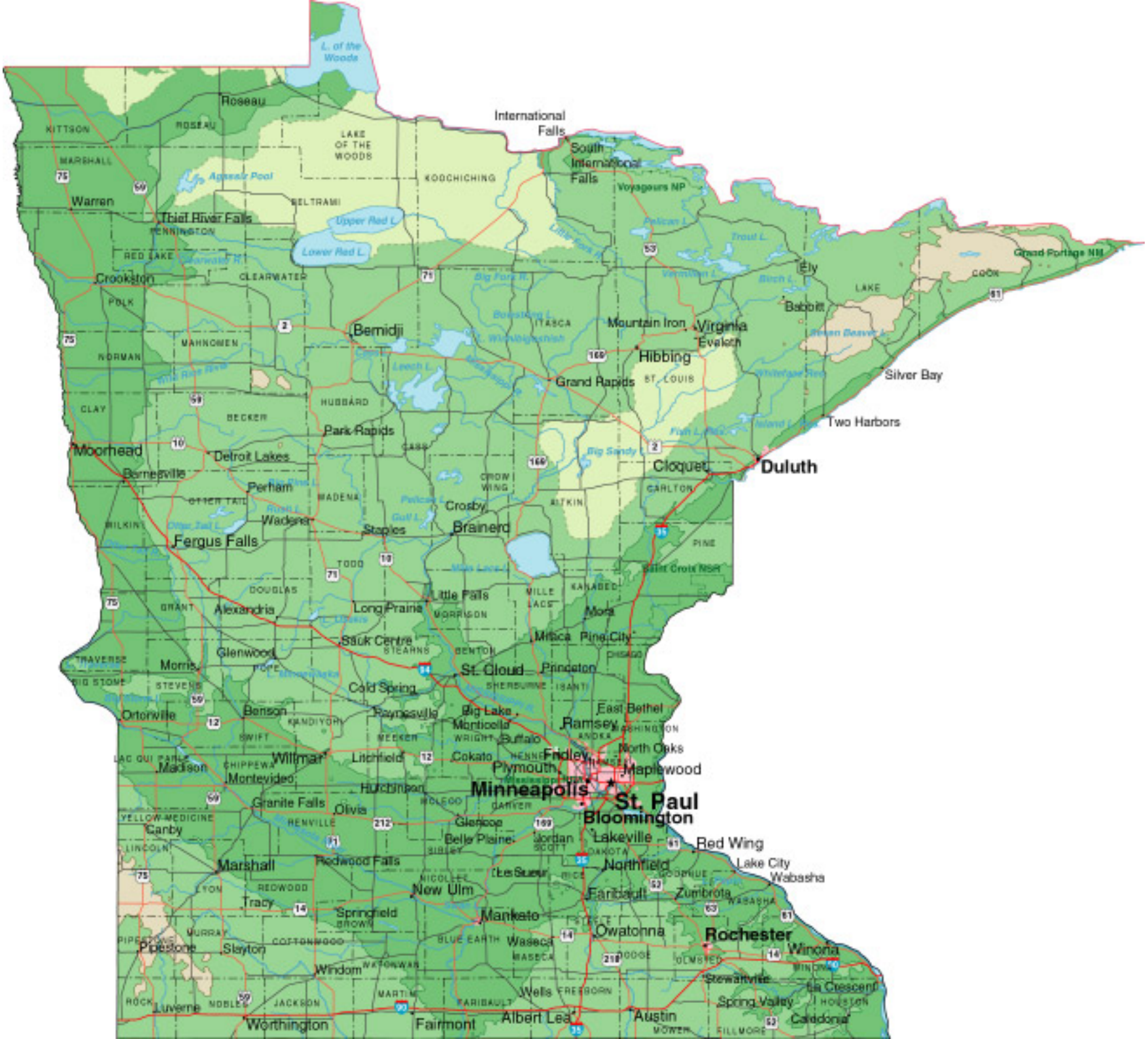
L. of the Woods
Roseau
International Falls
South International Falls
Voyageurs NP
KITTSON
ROSEAU
LAKE OF THE WOODS
KOOCHICHING
MARSHALL
Angle Pool
BELTRAMI
Warren
Thief River Falls
PENNINGTON
Upper Red L.
Lower Red L.
RED LAKE
Clearwater R.
CLEARWATER
Crookston
POLK
Bemidji
ITASCA
Mountain Iron
Virginia
Eveleth
Hibbing
Grand Rapids
ST. LOUIS
Ely
Babbitt
Grand Portage NM
COOK
LAKE
Silver Bay
Two Harbors
Duluth
Cloquet
CARLTON
MAHNOMEN
NORMAN
CLAY
BECKER
HUBBARD
Park Rapids
CASS
Moorhead
Detroit Lakes
Barnesville
Perham
OTTER TAIL
WADENA
CROW WING
AITKIN
Crosby
Brainerd
Wadena
Staples
WILKIN
Fergus Falls
TODD
PINE
St. Croix NSR
DOUGLAS
GRANT
Alexandria
Long Prairie
Little Falls
MORRISON
MILLE LACS
KANABEC
Mora
Sauk Centre
STEARNS
Milaca
Pine City
TRAVERSE
Morris
POPE
Glenwood
BENTON
CHISAGO
St. Cloud
Princeton
BIG STONE
STEVENS
Cold Spring
SHERBURNE
ISANTI
Ortonville
Benson
KANDIYOHI
Paynesville
Big Lake
East Bethel
Monticello
Ramsey
WASHINGTON
SWIFT
MEEKER
WRIGHT
Buffalo
ANOKA
North Oaks
LAC QUI PARLE
Madison
CHIPPEWA
Willmar
Litchfield
Cokato
Fridley
Plymouth
Maplewood
Montevideo
Hutchinson
Minneapolis
St. Paul
Granite Falls
Olivia
McLEOD
CARVER
Bloomington
YELLOW MEDICINE
RENVILLE
Glencoe
Canby
LINCOLN
Belle Plaine
Jordan
Lakeville
Red Wing
SIBLEY
SCOTT
DAKOTA
Marshall
Redwood Falls
Le Sueur
Northfield
Lake City
Wabasha
GOODHUE
LYON
REDWOOD
NICOLLET
New Ulm
Faribault
Zumbrota
WABASHA
Tracy
Springfield
BROWN
Mankato
STEELE
Owatonna
Rochester
Winona
MURRAY
PIPESTONE
Pipestone
Slayton
COTTONWOOD
BLUE EARTH
Waseca
WASECA
DODGE
OLMSTED
WINONA
Windom
WATONWAN
Stewartville
La Crescent
Wells
FREEBORN
Spring Valley
HOUSTON
ROCK
Luverne
NOBLES
JACKSON
MARTIN
FARIBAULT
Albert Lea
Austin
Caledonia
Worthington
Fairmont
MOWER
FILLMORE

Minnesota Hardiness Zones

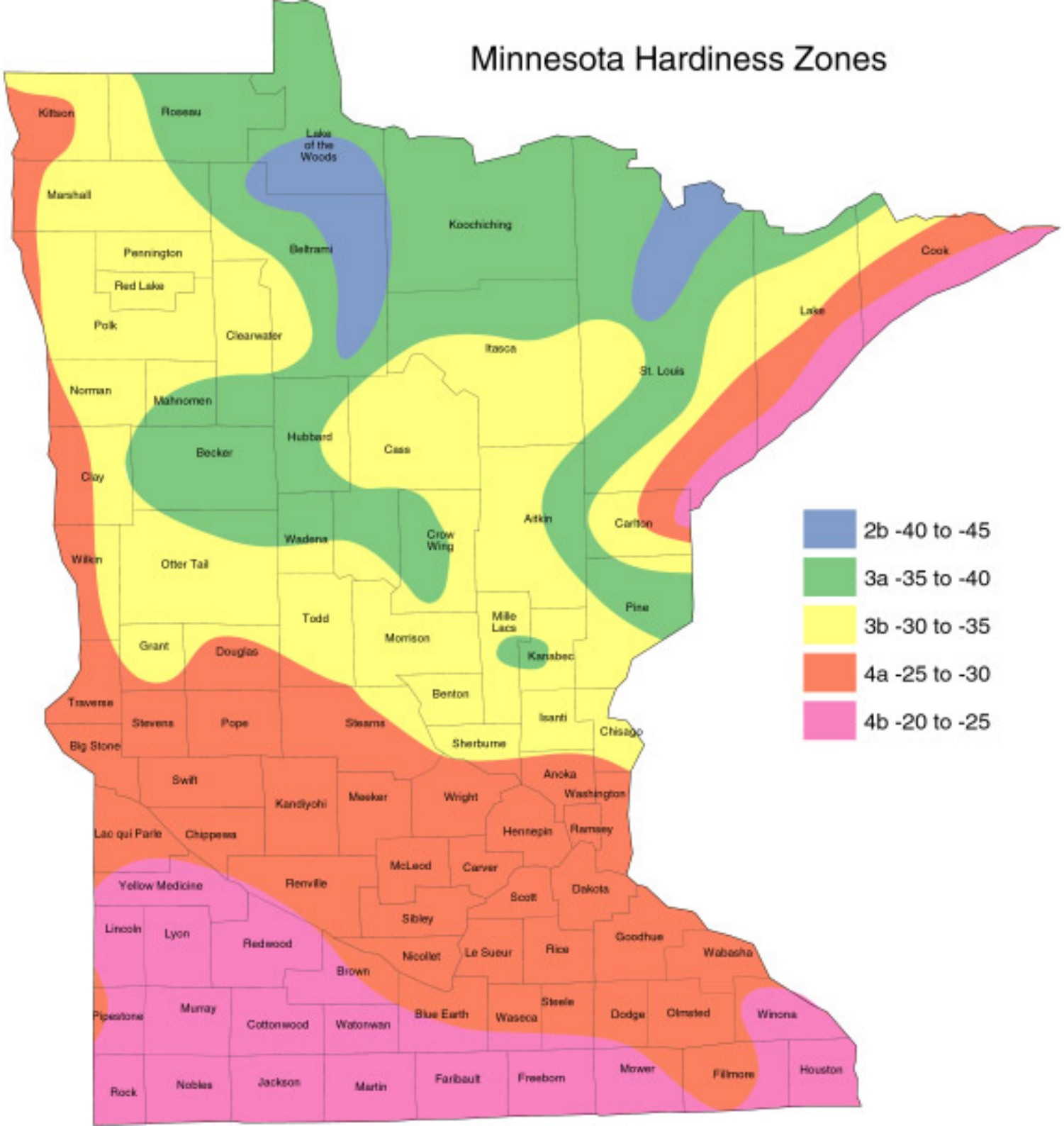


Tarkio
Maryville
Albany
Bethany
Trenton
Savannah
St. Joseph
Gallatin
Chillicothe
Brookfield
Kirksville
Unionville
Memphis
Canton
Palmyra
Hannibal
Shelbina
Macon
Marceline
Moberly
Vandalia
Bowling Green
Mexico
Montgomery City
Platte City
Excelsior Springs
Carrollton
Gladstone
Kansas City
Grandview
Slater
Marshall
Fayette
Boonville
Columbia
Fulton
Hermann
Florissant
Clayton
St. Louis
Concord
Arnold
Warrensburg
Sedalia
Tipton
California
Jefferson City
Windsor
Versailles
Union
Owensville
St. Clair
Festus
Clinton
Eldon
Sullivan
Butler
Cuba
Potosi
Ste. Genevieve
Camdenton
Rolla
Nevada
El Dorado Springs
Waynesville
Flat River
Farmington
Fort Leonard Wood
Stockton L.
Bolivar
Buffalo
Salem
Lamar
Lebanon
Fredericktown
Houston
Jackson
Marshfield
Cape Girardeau
Carthage
Springfield
Piedmont
Chaffee
Cabool
Joplin
Aurora
Ozark
Willow Springs
Charleston
Sikeston
Monett
Ava
Neosho
West Plains
Poplar Bluff
Branson
Cassville
Malden
New Madrid
Thayer
Campbell
Kennett
Hayti
Steele

Missouri Hardiness Zones

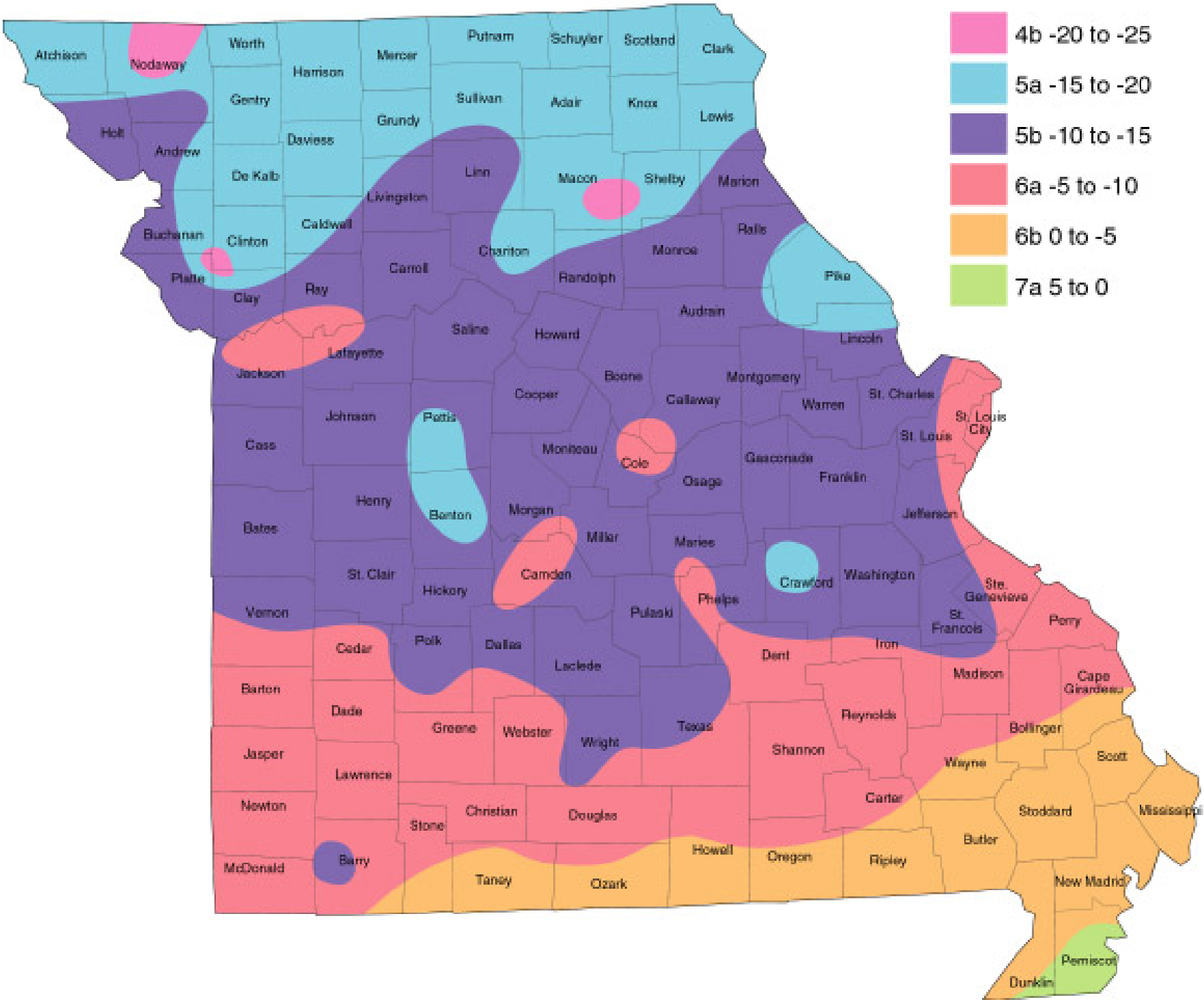



monsoon_june25.jpg

mountain_june25.jpg


Southaven
Corinth
Hernando
Holly Springs
Senatobia
Booneville
New Albany
Baldwyn
Sardis
Batesville
Fulton
Clarksdale
Water Valley
Tupelo
Shelby
Bruce
Okolona
Houston
Mound Bayou
Aberdeen
Cleveland
Drew
Grenada
Columbus AFB
Shaw
West Point
Columbus
Greenwood
Winona
Eupora
Starkville
Greenville
Moorhead
Belzoni
Holandale
Louisville
Macon
Kosciusko
Yazoo City
Philadelphia
Carthage
Canton
Meridian Station
Meridian
Clinton
Forest
Vicksburg
Newton
Jackson
Quitman
Port Gibson
Crystal Springs
Mendenhall
Hazlehurst
Laurel
Waynesboro
Brookhaven
Collins
Ellisville
Natchez
Petal
McComb
Columbia
Hattiesburg
Pearl
Magnolia
Lumberton
Lucedale
Wiggins
Pascagoula
Orange Grove
Biloxi
Waveland
Gulf Islands NS

Mississippi Hardiness Zones

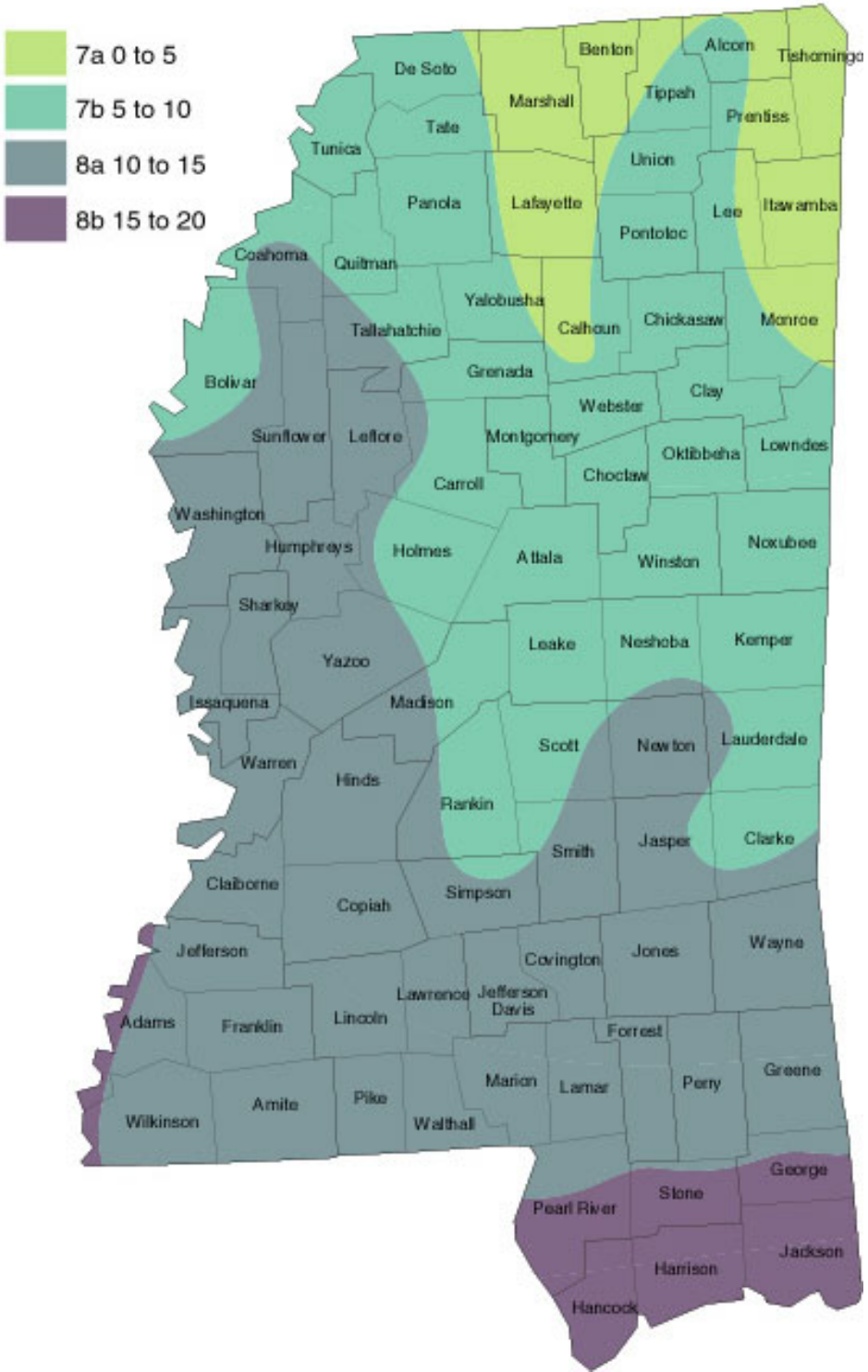


230000
235000
240000
245000
250000
255000
260000
Pietermaritzburg (Ulundi)

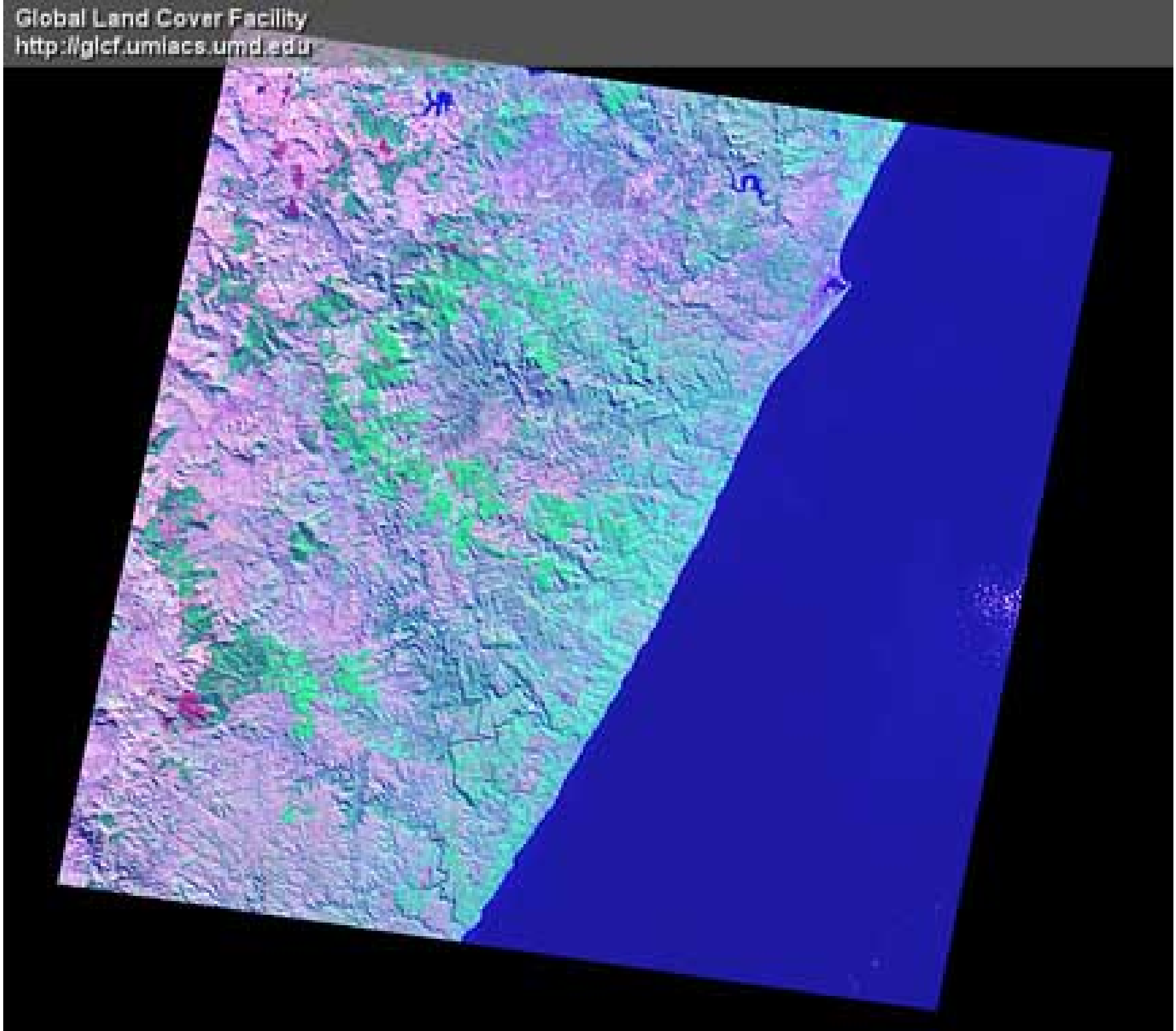
Global Land Cover Facility
http://glcf.umiacs.umd.edu

THE MSUNDUZI MUNICIPALITY

Ward Map


DC 22 MUNICIPALITY

Helena
Great Falls
Billings
Missoula
Butte-Silver Bow
Bozeman
Kalispell
Havre
Miles City
Glendive
Lewistown
Livingston
Orchard Homes
Whitefish
Columbia Falls
Libby
Troy
Eureka
Rexford
Cut Bank
Shelby
Conrad
Kevin
Sunburst
Valier
Browning
Choteau
Dutton
Fairfield
Vaughn
Belt
Cascade
Chester
Hingham
Chinook
Harlem
Big Sandy
Fort Benton
Geraldine
Winifred
Denton
Stanford
Moore
Neihart
Judith Gap
Hobson
Harlowton
Roundup
Lavina
Broadview
Ryegate
Big Timber
Columbus
Laurel
Billings Heights
Hardin
Joliet
Red Lodge
Bridger
Fromberg
Bearcreek
Lodge Grass
Colstrip
Forsyth
Hysham
Melstone
Winnett
Grass Range
Jordan
Circle
Glasgow
Nashua
Wolf Point
Poplar
Brockton
Culbertson
Froid
Medicine Lake
Plentywood
Scobey
Flaxville
Outlook
Westby
Opheim
Malta
Saco
Dodson
Sidney
Fairview
Richey
Wibaux
Terry
Ismay
Plevna
Baker
Ekalaka
Broadus
Polson
Ronan
Bigfork
Hot Springs
Plains
St. Ignatius
Superior
Lolo
Stevensville
Hamilton
Darby
Drummond
Philipsburg
Deer Lodge
Boulder
Whitehall
Townsend
East Helena
White Sulphur Springs
Three Forks
Manhattan
Belgrade
Clyde Park
Twin Bridges
Sheridan
Ennis
Virginia City
Dillon
Lima
West Yellowstone
LINCOLN
FLATHEAD
GLACIER
TOOLE
LIBERTY
HILL
BLAINE
PHILLIPS
VALLEY
DANIELS
SHERIDAN
ROOSEVELT
RICHLAND
McCONE
DAWSON
GARFIELD
PETROLEUM
FERGUS
PONDERA
TETON
CHOUTEAU
CASCADE
LEWIS AND CLARK
JUDITH BASIN
MEAGHER
WHEATLAND
GOLDEN VALLEY
MUSSELSHELL
ROSEBUD
PRAIRIE
WIBAUX
FALLON
CUSTER
CARTER
POWDER RIVER
BIG HORN
TREASURE
YELLOWSTONE
STILLWATER
CARBON
SWEET GRASS
PARK
GALLATIN
BROADWATER
JEFFERSON
MADISON
BEAVERHEAD
SILVER BOW
DEER LODGE
GRANITE
POWELL
RAVALLI
MISSOULA
MINERAL
SANDERS
LAKE
L. Koocanusa
Glacier NP
L. McDonald
Saint Mary L.
Hungry Horse Res.
Flathead L.
Flathead R.
Marias R.
L. Elwell
Teton River
Sun River
Missouri R.
Fresno Res.
Sage Ck.
Milk R.
Nelson Res.
Fort Peck L.
MISSOURI
Big Muddy Ck.
Medicine L.
Musselshell River
Musselshell R.
Judith R.
Smith River
Canyon Ferry L.
L. Helena
Clark Fork
Big Hole R.
Big Hole NB
Jefferson R.
Madison R.
Hebgen L.
Red Rock R.
Yellowstone River
YELLOWSTONE RIVER
YELLOWSTONE R.
Big Horn River
LITTLE BIG HORN R.
Bighorn Canyon NRA
Tongue River
Tongue River Res.
Powder River
Powder R.
YELLOWSTONE NP
2
12
15
87
89
90
93
94
191
212
287
310

MTgeo.jpg

Montana Hardiness Zones

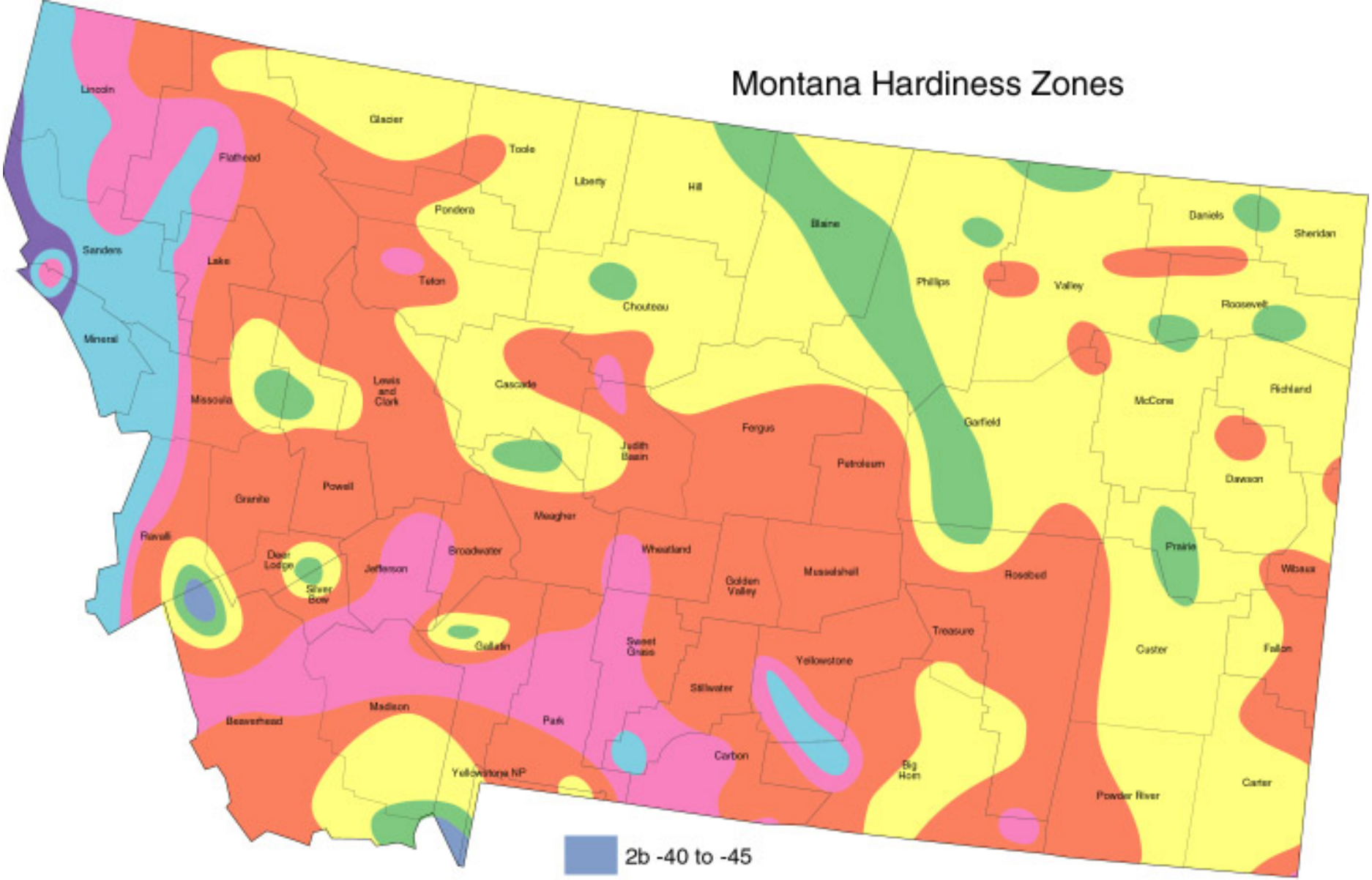

- 2b -40 to -45
- 3a -35 to -40
- 3b -30 to -35
- 4a -25 to -30
- 4b -20 to -25
- 5a -15 to -20
- 5b -10 to -15

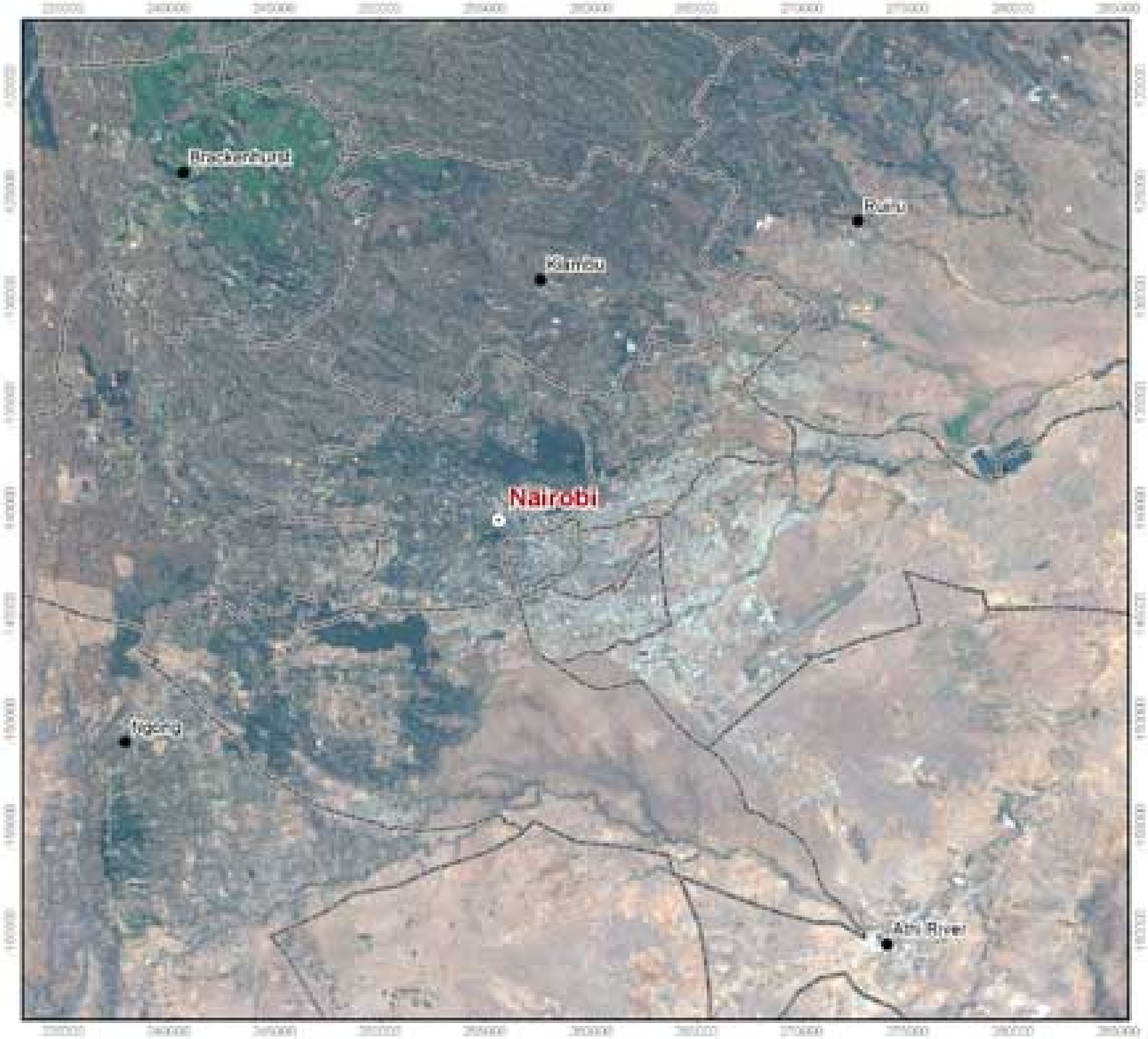
Nairobi
Athi River

NATURE'S GUIDE

The most complete line of Organic Products in Texas!

Available only in independent Garden Centers

Including:

natural.jpg

it's a natural fact

Medina Soil Activator and **Medina Plus**

- break down chemical residues in the soil, while stimulating beneficial microbes & organisms
- promotes looser, mellower and cleaner soil for your lawn, plants, flowers, shrubs and gardens

Hasta Gro "The Gentle Food for Plants"

- low salt fertilizer that eliminates leaf burn, while "greening-up" your plants
- fortified with liquid humus and Medina Soil Activator to build the soil
- contains seaweed extracts to increase fruiting, blooming and root growth

Medina

Medina Agricultural Products Co., Inc.

830.426.3011 www.medinaag.com

natural_facts.jpg


Winston-Salem
Greensboro
Durham
High Point
Raleigh
Charlotte
Fayetteville

NCgeo.jpg

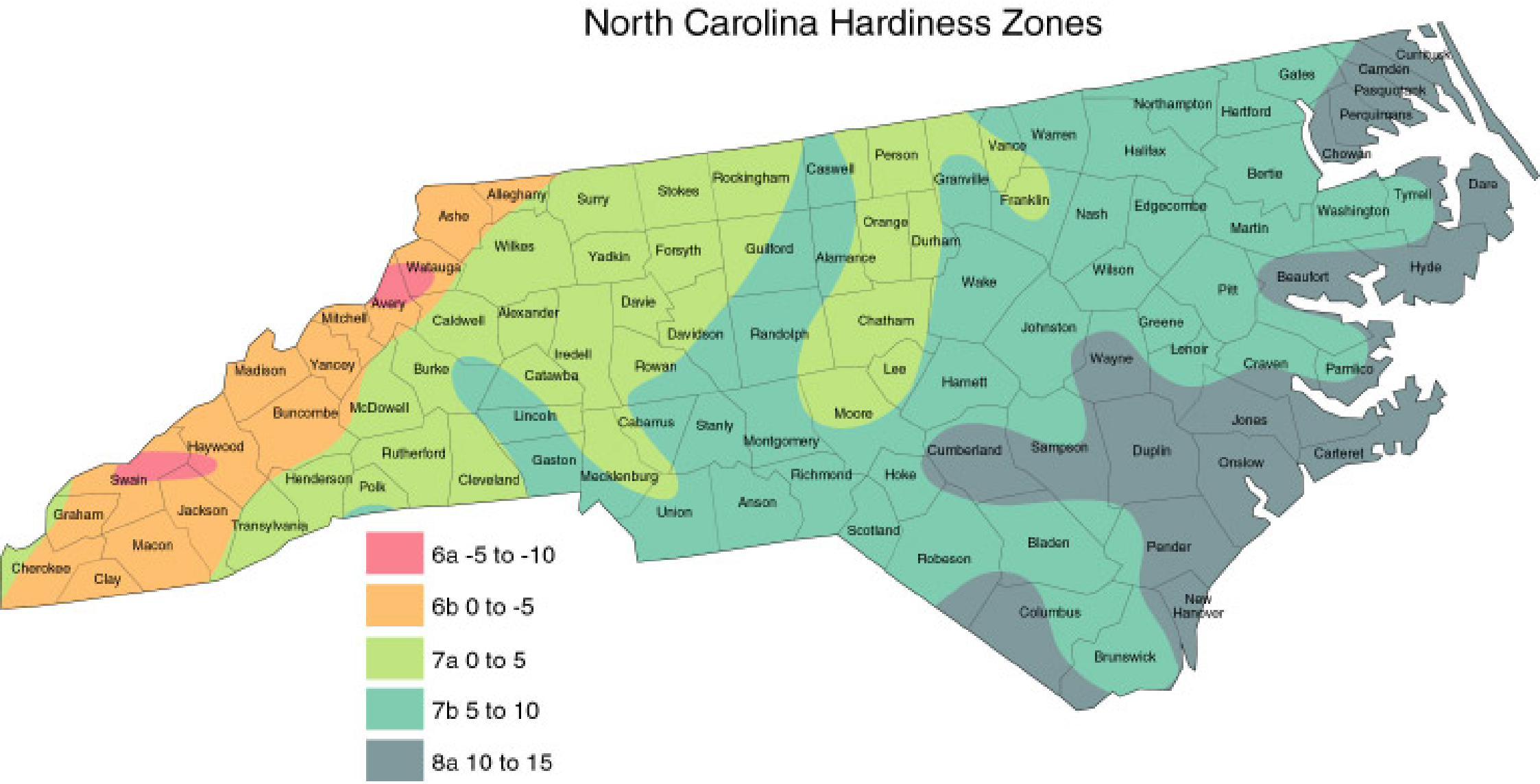
North Carolina Hardiness Zones
Allegheny
Ashe
Surry
Stokes
Rockingham
Caswell
Person
Vance
Warren
Granville
Franklin
Northampton
Halifax
Hertford
Gates
Camden
Currituck
Pasquotank
Perquimans
Chowan
Bertie
Tyrrell
Dare
Nash
Edgecombe
Martin
Washington
Wilkes
Yadkin
Forsyth
Guilford
Alamance
Orange
Durham
Wilson
Beaufort
Hyde
Watauga
Avery
Mitchell
Caldwell
Alexander
Davie
Davidson
Randolph
Chatham
Wake
Pitt
Johnston
Greene
Lenoir
Wayne
Craven
Pamlico
Madison
Yancey
Burke
Iredell
Catawba
Rowan
Lee
Harnett
Buncombe
McDowell
Lincoln
Cabarrus
Stanly
Moore
Jones
Haywood
Rutherford
Gaston
Montgomery
Cumberland
Sampson
Duplin
Onslow
Carteret
Swain
Henderson
Polk
Cleveland
Mecklenburg
Richmond
Hoke
Graham
Jackson
Transylvania
Union
Anson
Scotland
Bladen
Pender
Macon
Robeson
Cherokee
Clay
Columbus
New Hanover
Brunswick
6a -5 to -10
6b 0 to -5
7a 0 to 5
7b 5 to 10
8a 10 to 15

NChardy.jpg

NDgeo.jpg

North Dakota Hardiness Zones

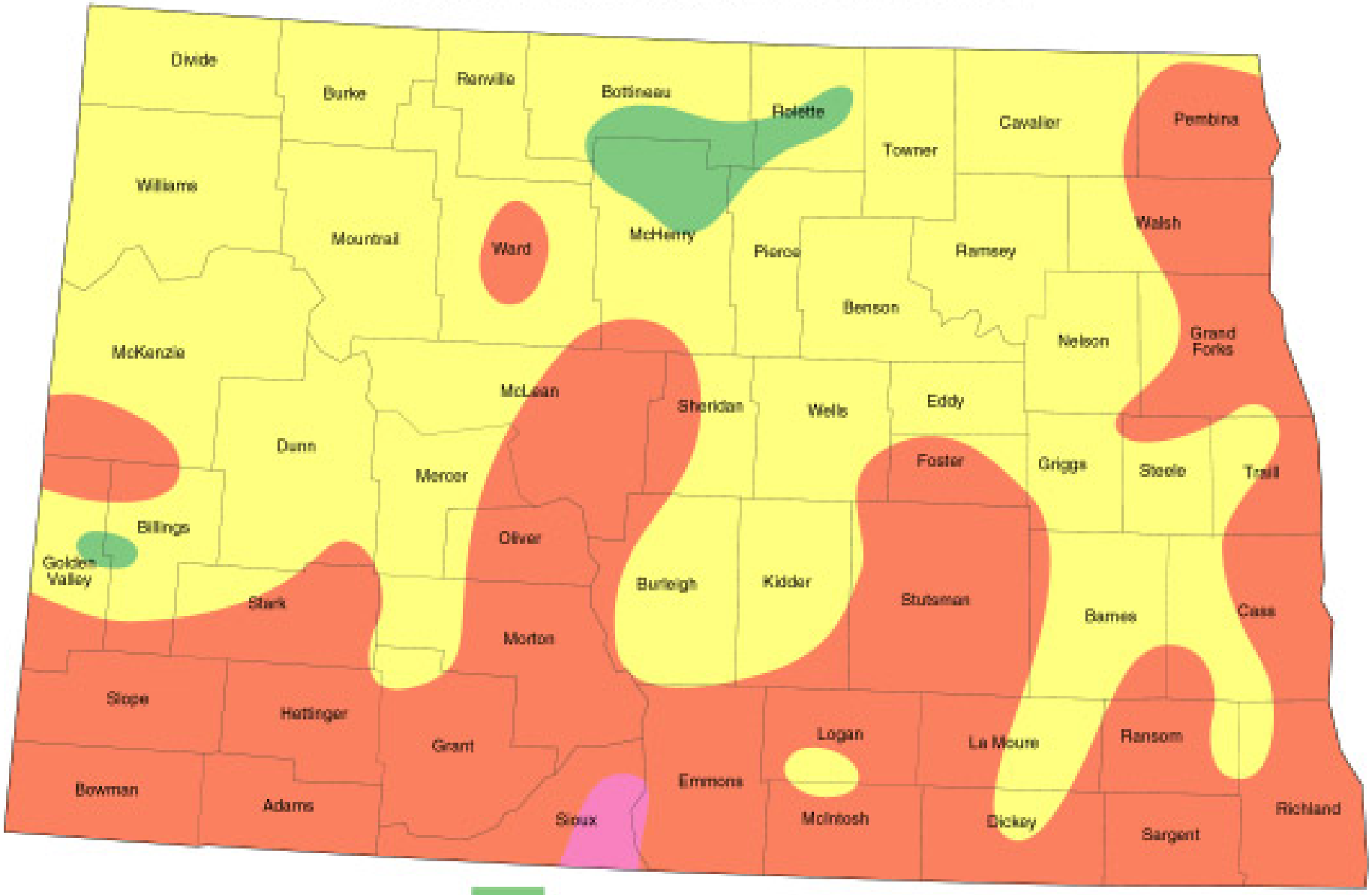

3a -35 to -40

3b -30 to -35

4a -25 to -30

4b -20 to -25

ndustrialized_city.jpg


Chadron
Gordon
Merriman
Cody
Nenzel
Valentine
Kilgore
KEYA PAHA
Burton
Springview
BOYD
Spencer
Butte
Lynch
Whitney
Harrison
Crawford
Rushville
Hay Springs
SIOUX
DAWES
Niobrara River
Snake River
Merritt Res.
CHERRY
Wood Lake
Ainsworth
NIOBRARA RIVER
HOLT
Stuart
Bassett
Atkinson
O'Neill
Emmet
Inman
Crofton
KNOX
CEDAR
DIXON
Coleridge
Agate Fossil Beds NM
Marsland
SHERIDAN
BROWN
ROCK
North Loup River
Calamus River
Elkhorn River
Orchard
Plainview
Waterbury
DAKOTA
Hemingford
BOX BUTTE
Alliance
Chambers
Ewing
Clearwater
Neligh
PIERCE
Pierce
Wayne
WAYNE
THURSTON
Mitchell
Scottsbluff
Scotts Bluff NM
SCOTTS BLUFF
Bayard
McGrew
MORRILL
Hyannis
GRANT
Mullen
Dismal River
HOOKER
Thedford
THOMAS
BLAINE
Halsey
Brewster
LOUP
GARFIELD
WHEELER
ANTELOPE
Battle Creek
Norfolk
MADISON
Bartlett
Petersburg
Madison
STANTON
Stanton
CUMING
West Point
Wisner
Lyons
BURT
Middle Loup River
Taylor
Burwell
Cedar Creek
Creston
Humphrey
Oakland
Uehling
Scribner
COLFAX
Broadwater
GARDEN
ARTHUR
Arthur
MCPHERSON
LOGAN
Anselmo
Sargent
Ord
North Loup R.
GREELEY
BOONE
PLATTE
Platte Center
DODGE
Blair
Fremont
BANNER
NORTH PLATTE RIVER
Oshkosh
Dalton
CHEYENNE
KIMBALL
Kimball
Bushnell
Lodgepole Creek
Potter
Lewellen
L. McConaughy
KEITH
CUSTER
Stapleton
Broken Bow
Callaway
VALLEY
Arcadia
Greeley Center
Wolbach
Sherman Res.
NANCE
Duncan
Columbus
PLATTE RIVER
WASHINGTON
Omaha
DOUGLAS
Sidney
Chappell
DEUEL
Brule
Ogallala
Sutherland
North Platte
South Loup River
Ansley
SHERMAN
Litchfield
St. Paul
HOWARD
Loup River
Central City
MERRICK
Clarks
POLK
David City
BUTLER
Wahoo
SAUNDERS
Papillion
SARPY
Bellevue
Ashland
LINCOLN
PERKINS
Grant
Brady
Gothenburg
DAWSON
Cozad
Lexington
Oconto
Miller
BUFFALO
Grand Island
HALL
HAMILTON
Aurora
Stromsburg
Benedict
YORK
York
SEWARD
Seward
LANCASTER
Plattsmouth
CASS
Union
Wallace
Wellfleet
Elm Creek
Kearney
PLATTE RIVER
Giltner
Milford
Lincoln
Nebraska City
CHASE
Imperial
HAYES
Maywood
Eustis
Stockville
FRONTIER
Elwood
KEARNEY
Hastings
Heartwell
ADAMS
CLAY
Geneva
Fairmont
Crete
SALINE
OTOE
Frenchman Creek
Wauneta
Palisade
Hugh Butler L.
Holdrege
PHELPS
Wilcox
Minden
Ayr
Glenvil
Little Blue River
FILLMORE
Strang
Pickrell
JOHNSON
Auburn
Beatrice
Tecumseh
NEMAHA
DUNDY
HITCHCOCK
RED WILLOW
Cambridge
GOSPER
Republican River
FURNAS
HARLAN
FRANKLIN
Blue Hill
NUCKOLLS
THAYER
Hebron
Plymouth
JEFFERSON
Harbine
RICHARDSON
McCook
Trenton
Stratton
Benkelman
Haigler
Danbury
Stamford
Riverton
Republican City
Harlan County L.
Red Cloud
WEBSTER
Superior
Nora
Chester
Fairbury
GAGE
Wymore
Burchard
PAWNEE
Dawson
Falls City
Big Blue River
Julian
385
20
26
80
30
281
183
83
6
34
136
77
275
81
75
159
283
2

NEgeo.jpg

Nebraska Hardiness Zones

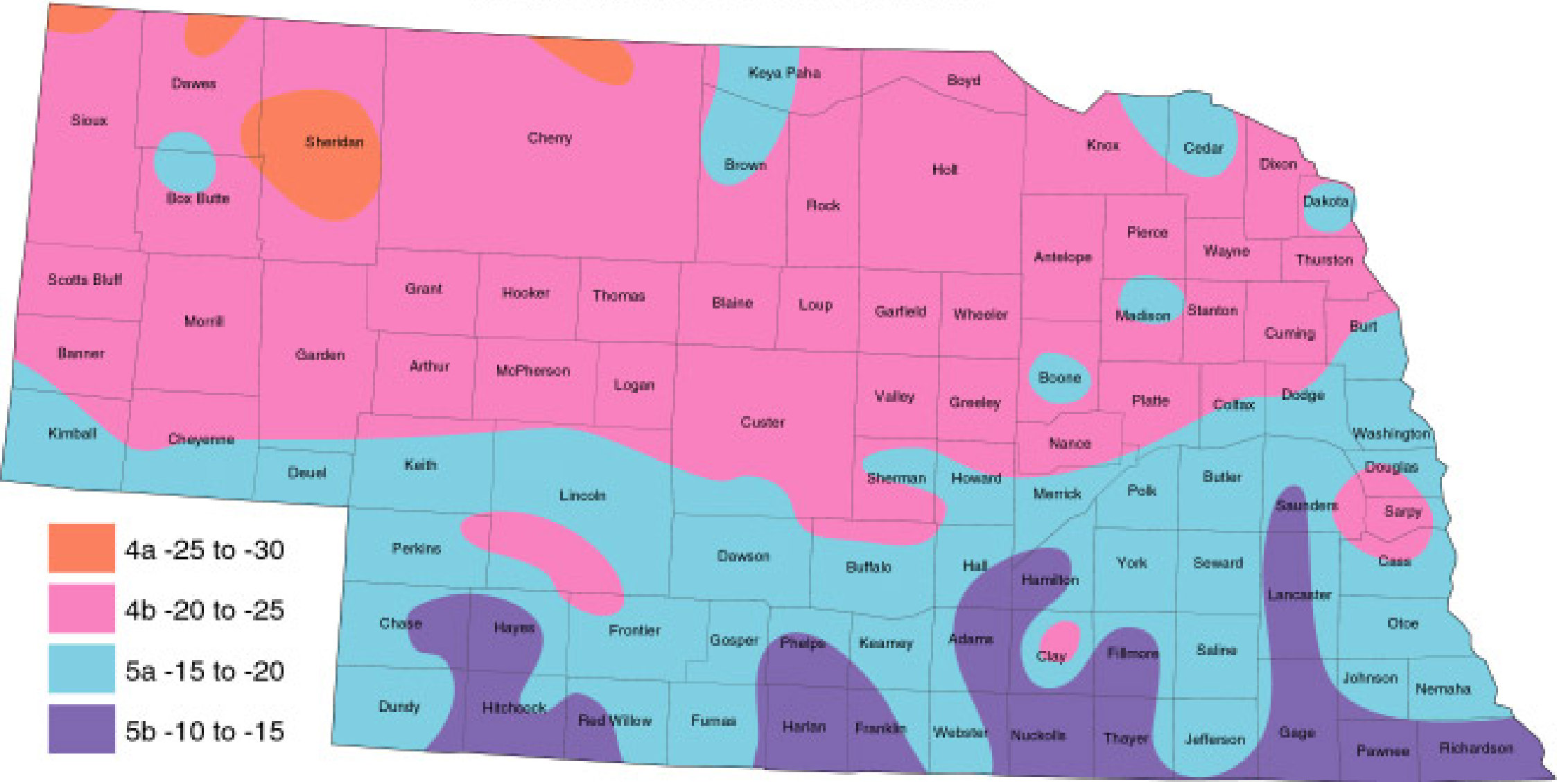

NEhardy.jpg

network_en.jpg

ECHO

January Newsletter

2009


Berlin
Lebanon
Laconia
Franklin
Claremont
Rochester
Concord
Manchester
Keene
Derry
Nashua

New Hampshire Hardiness Zones

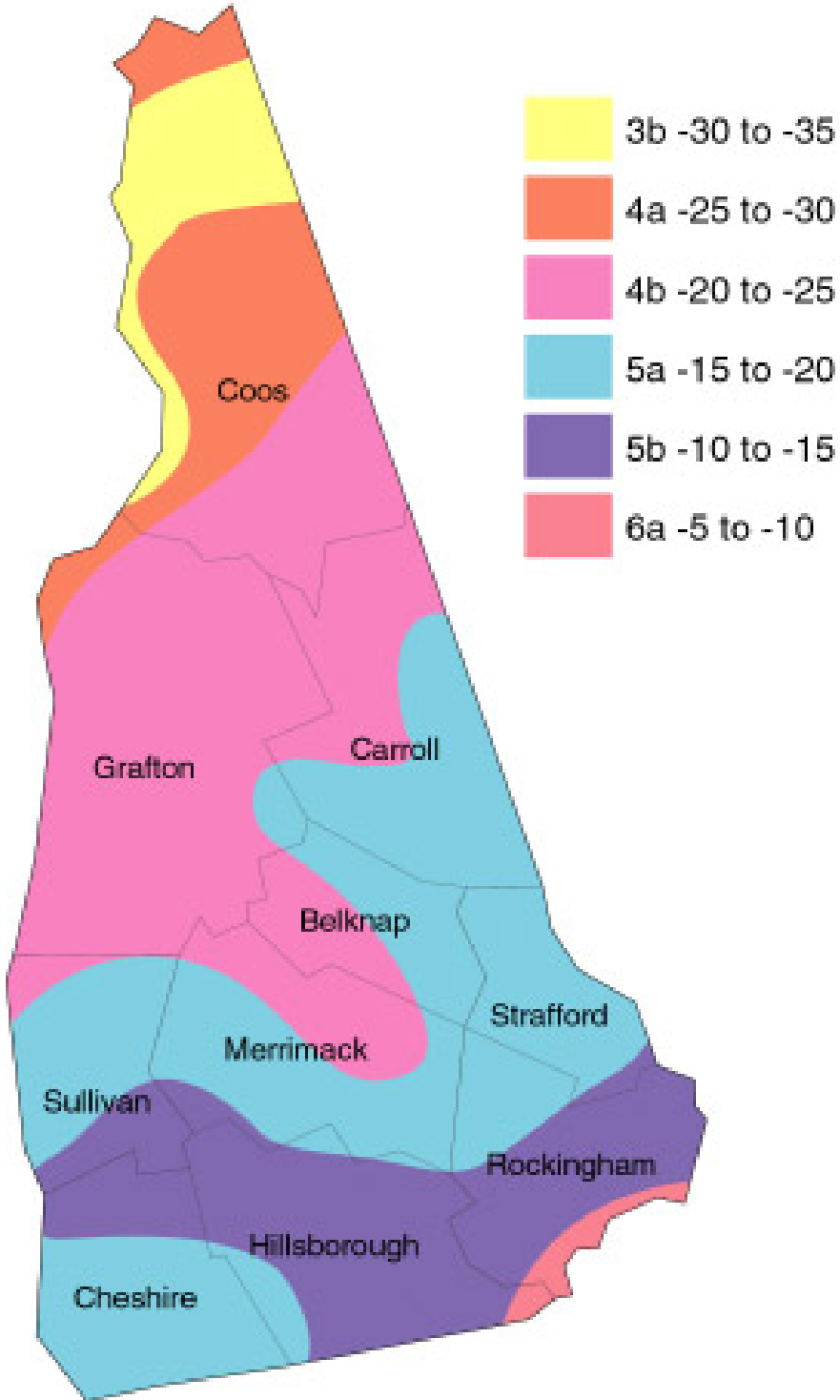

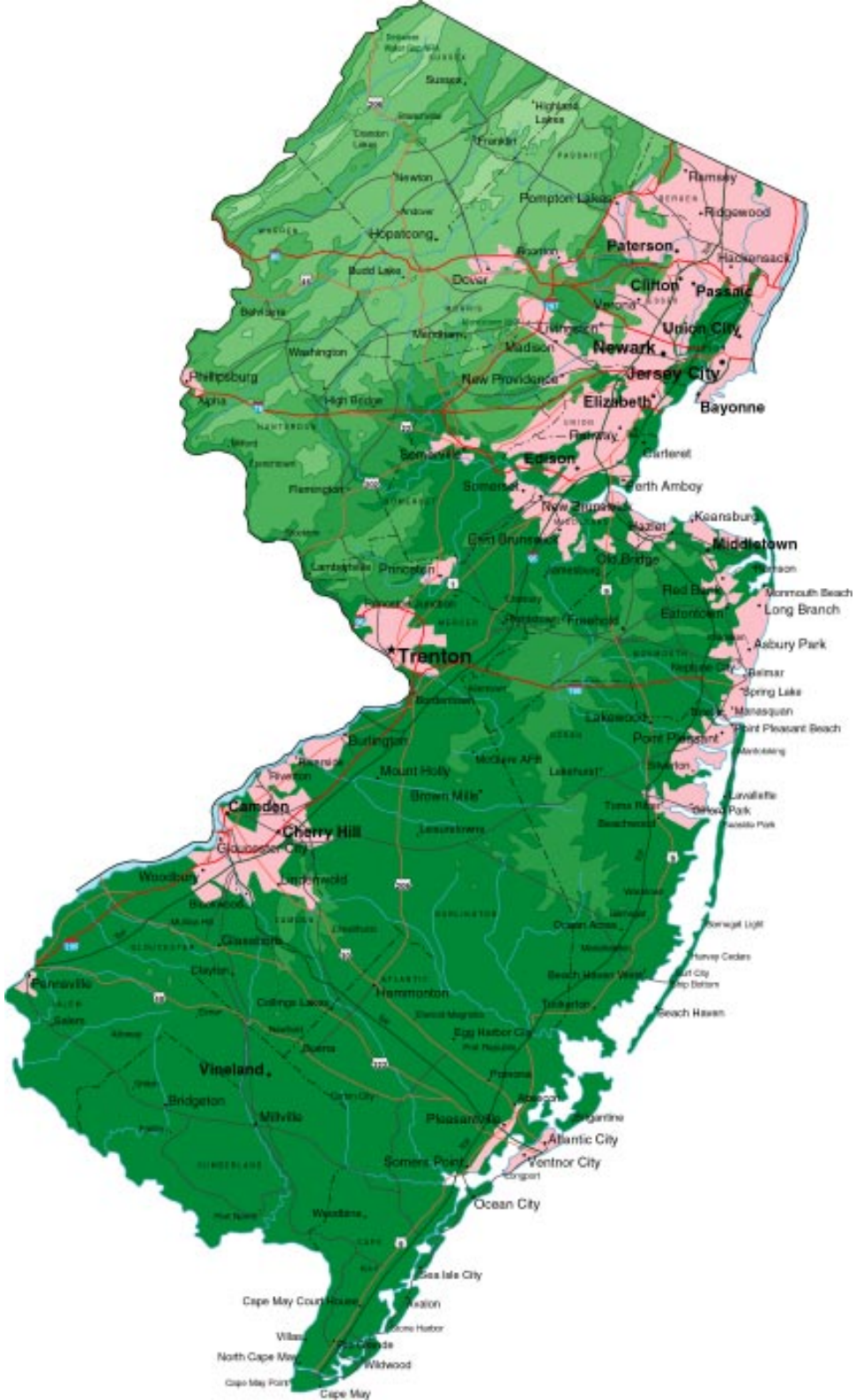
Sussex
Highland Lakes
Franklin
Newton
Andover
Pompton Lakes
Ramsey
Ridgewood
Hopatcong
Paterson
Hackensack
Budd Lake
Dover
Clifton
Passaic
Belvidere
Washington
Madison
Newark
Union City
Phillipsburg
New Providence
Jersey City
Alpha
High Bridge
Elizabeth
Bayonne
Somerville
Edison
Carteret
Flemington
Somerset
Perth Amboy
New Brunswick
Keansburg
East Brunswick
Hazlet
Middletown
Lambertville
Princeton
Old Bridge
Red Bank
Monmouth Beach
Eatontown
Long Branch
Freehold
Trenton
Asbury Park
Belmar
Spring Lake
Lakewood
Manasquan
Point Pleasant Beach
Point Pleasant
Burlington
Mount Holly
Brown Mills
Camden
Cherry Hill
Lavallette
Seaside Park
Woodbury
Haddonfield
Glassboro
Ocean Acres
Norwegat Light
Pennsville
Clayton
Hammonton
Beach Haven
Salem
Collings Lakes
Egg Harbor City
Vineland
Bridgeton
Millville
Pleasantville
Atlantic City
Ventnor City
Somers Point
Ocean City
Sea Isle City
Cape May Court House
Avalon
North Cape May
Wildwood
Cape May

New Jersey Hardiness Zones

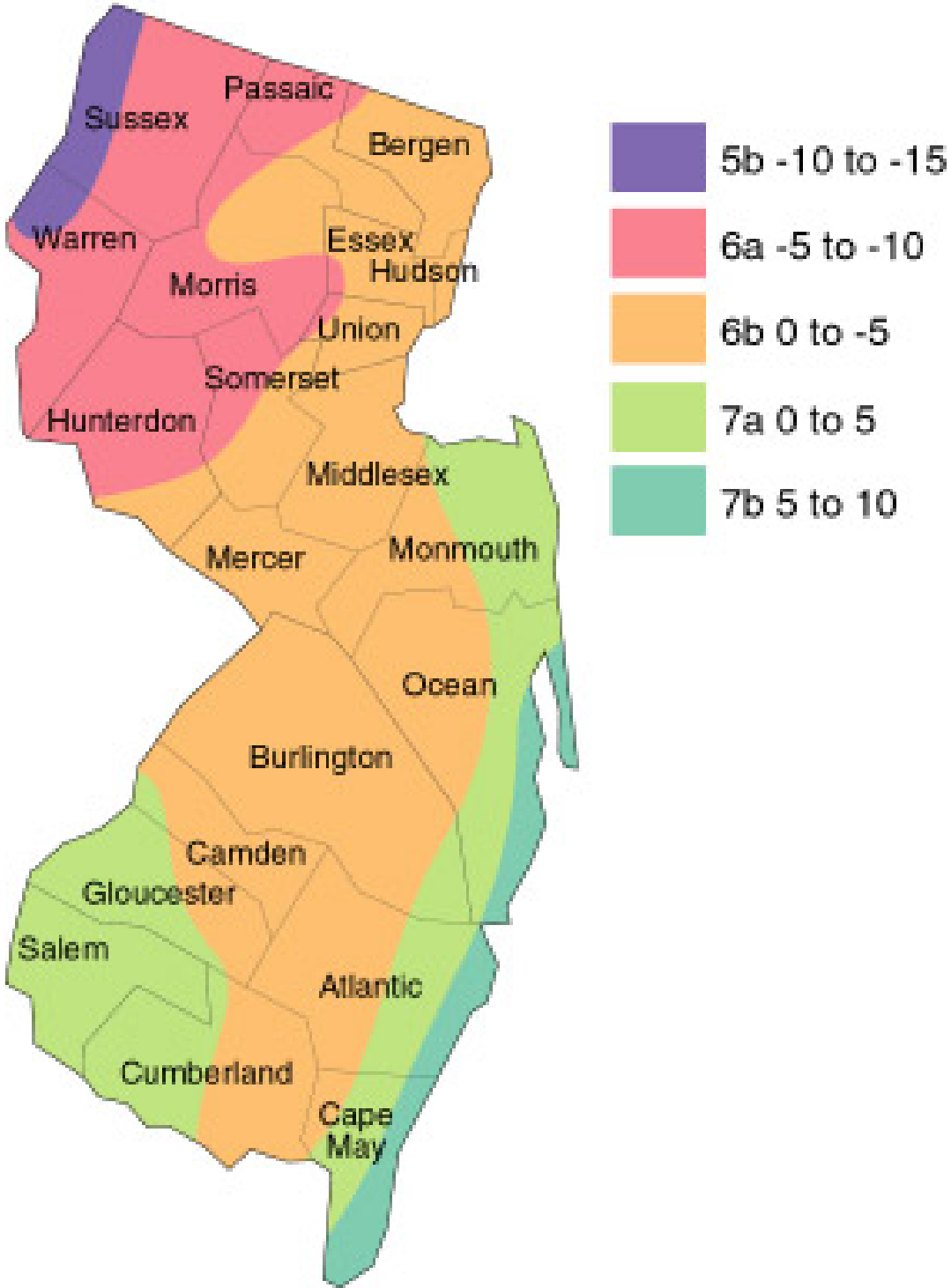


Shiprock
Farmington
Aztec
Dulce
Chama
Raton
Folsom
Des Moines
Questa
Red River
Eagle Nest
Taos
Cimarron
Maxwell
Springer
Grenville
Clayton
SAN JUAN
RIO ARRIBA
TAOS
COLFAX
UNION
Navajo Res.
San Juan R.
Abiquiu Res.
Rio Grande
Rio Chama
Canadian R.
Chaco Culture NHP
Cuba
Espanola
Nambe
Los Alamos
LOS ALAMOS
White Rock
Jemez Springs
Jemez Pueblo
Bandelier NM
Santa Fe
Las Vegas
MORA
Wagon Mound
Roy
HARDING
Mora River
Mosquero
MCKINLEY
Gallup
Crownpoint
Thoreau
SANDOVAL
San Ysidro
Santo Domingo Pueblo
Galisteo R.
Conchas L.
Ute Creek
Logan
Ute Res.
Bernalillo
SANTA FE
SAN MIGUEL
Tohatchi
Milan
Grants
North Valley
Albuquerque
Tucumcari
Zuni Pueblo
El Malpais NM
San Jon
South Valley
Isleta Pueblo
Bosque Farms
Santa Rosa
QUAY
CIBOLA
VALENCIA
Los Lunas
TORRANCE
Estancia
Pecos R.
Encino
Willard
Vaughn
GUADALUPE
Sumner
House
Greely
Rio San Jose
Rio Grande
Mountainair
Fort Sumner
CURRY
Melrose
Clovis
DE BACA
Portales
Corona
Magdalena
SOCORRO
Socorro
Dora
Elida
Causey
ROOSEVELT
CATRON
Reserve
LINCOLN
Carrizozo
Capitan
Elephant Butte Res.
CHAVES
Ruidoso
Ruidoso Downs
Roswell
Truth Or Consequences
SIERRA
Dexter
Hagerman
Tatum
Gila R.
Mescalero
Tularosa
Cloudcroft
Lake Arthur
Lovington
Williamsburg
Caballo Res.
La Luz
GRANT
Holloman AFB
Alamogordo
Artesia
Silver City
Bayard
White Sands NM
Hope
LEA
Hobbs
Virden
Hatch
OTERO
EDDY
DONA ANA
Rio Grande
Carlsbad North
Carlsbad
Eunice
Lordsburg
Hurley
White Sands
Las Cruces
Deming
Mesilla
University Park
Anthony
Carlsbad Caverns NP
Loving
Jal
LUNA
Columbus
Meadow Vista
HIDALGO

New Mexico Hardiness Zones

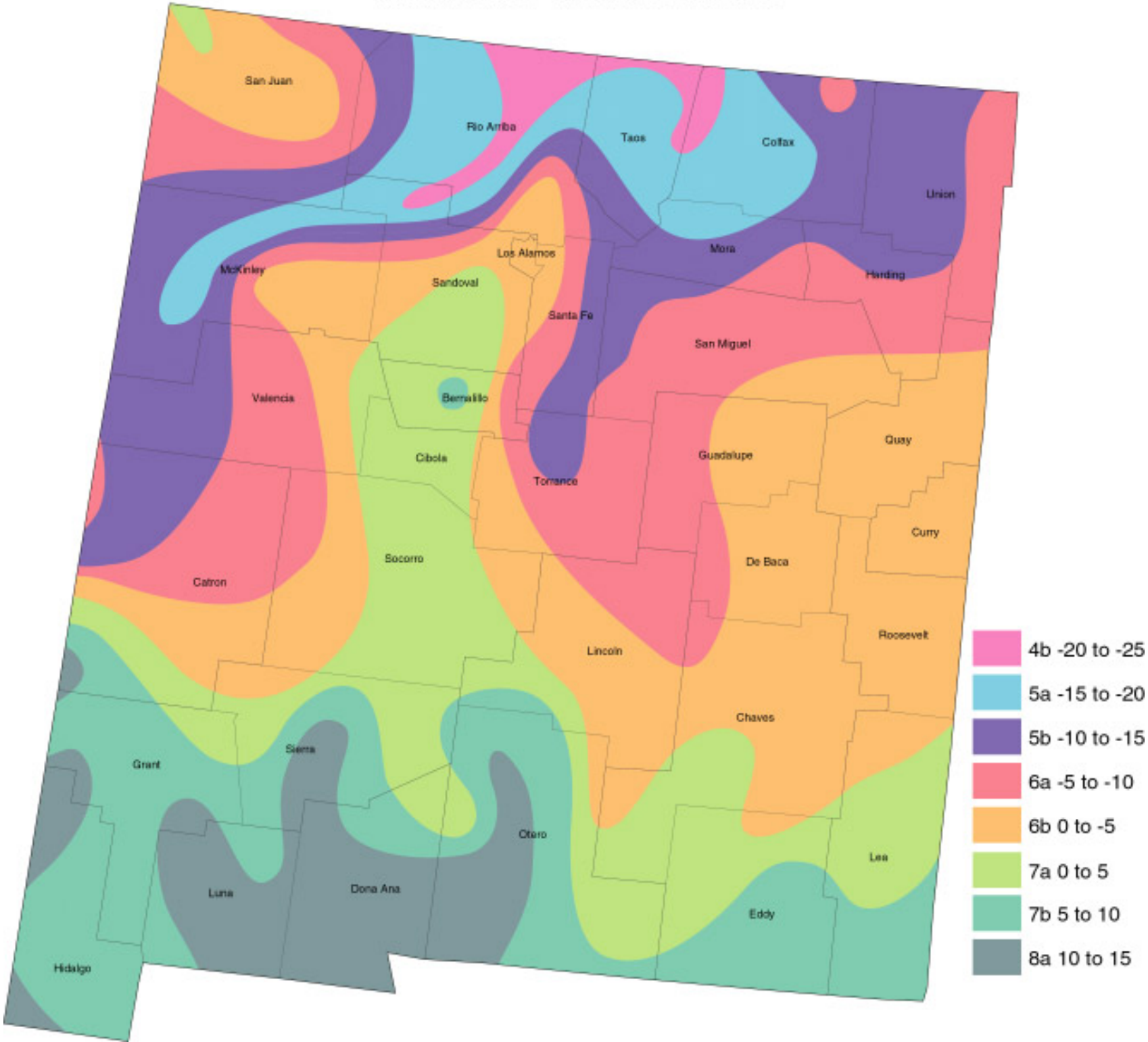

non_constructable_road.jpg

non_constructable_slope.jpg

nursery.jpg

Solid Waste Management and Urban Agriculture

Urban Harvest
International Water Management Institute



Compost Demand
Who is interested?
Experience & perceptions?
Compost product requirements?
Ability & willingness-to-pay?
Cultural constraints to compost use?
Likely demand & seasonal variations?

Nutrient Recycling Loop

Waste Supply
What organic waste is produced?
Where produced/disposed?
Waste treatment?
Quality (soil fertility value)?
Seasonal variations in availability?
Waste ownership?
Current use & competing uses?
Market demand & economic value?
Health & safety constraints?

Legal, Institutional & Communal Settings

Official plans, regulations, by-laws & policy constraints or support?
Land availability constraints for compost stations?
Official attitudes & recommendations at all levels?
Involvement of local key groups & stakeholders?
Local stakeholder commitments, inputs & costs?
Management settings & instruments (M & E)?
Inter/intra-sectoral cooperations?

Centralized

Composting Scales

Decentralized

Backyard

Preferred

Intervention

Composting
Most appropriate methods?
Appropriate technologies?
Production capacity?
Transportation costs?
Public perceptions?
Running costs?
Sustainable?
Subsidies?

Food Security & Environmental Protection

Urban and peri-urban agriculture offers the potential for a classic win-win situation in which one of the major urban management problems, i/e waste disposal, can be tackled at the same time as increasing food security through exploitation of the nutrient potential of the 'wastes' (Drechsel and Kunze, 2001).

References
Drechsel, P. and Kunze, D. (Eds.) (2001) Waste Composting for Urban and Peri-urban Agriculture. Closing the Rural-Urban Nutrient Cycle in Sub-Saharan Africa. IWMI, FAO and CABI Publishing, UK.
Drechsel, P. (Ed.) Closing the rural-urban nutrient cycle. Options for municipal waste composting in Ghana. Final Report on DFID project R8074. IWMI, West Africa Office, Accra, Ghana.

*Food Security & Urban Agriculture, February 2001, Centre for Developing Area Research, Royal Holloway, University of London (contact: abdulai.adam@rhul.ac.uk)

Acknowledgement: Fig. (Ghanian) Nancy Hornick and Mary Nyanga in Lusaka (contact: and Nancy Hornick in Kitwe Zambia)


HUMBOLDT
Winnemucca
Quinn River
Rye Patch Reservoir
Battle Mountain
Humboldt R.
ELKO
Wells
Carlin
Elko
PERSHING
Lovelock
Pyramid Lake
LANDER
Reese R.
Pine Creek
CARSON SINK
WASHOE
Reno
STOREY
Fallon
CHURCHILL
EUREKA
WHITE PINE
McGill
Ely
Carson R.
LYON
Carson City
DOUGLAS
Yerington
Gabbs
Great Basin NP
Hawthorne
MINERAL
NYE
ESMERALDA
Tonopah
White River
LINCOLN
Caliente
Meadow Valley
CLARK
Overton
Lake Mead NRA
LAKE MEAD
Las Vegas
Paradise
Winchester
Henderson
Boulder City

Nevada Hardiness Zones

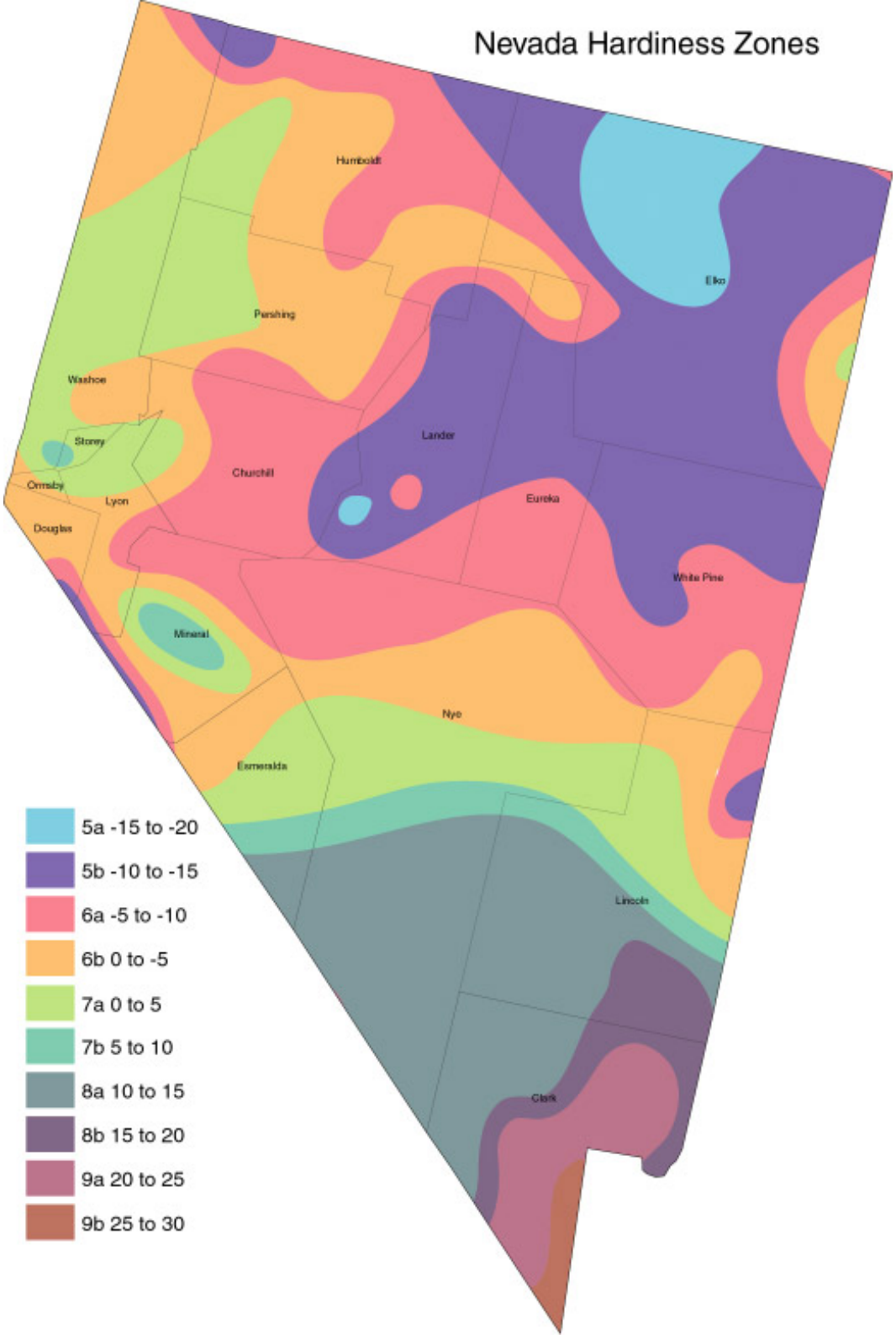


Ogdensburg
Massena
Malone
Plattsburgh
Potsdam
Canton
Keeseville
Saranac Lake
Lake Placid
Gouverneur
Tupper Lake
Watertown
Ticonderoga
Lowville
Oswego
Boonville
Camden
Rome
Fulton
Glens Falls
Hudson Falls
Fort Edward
Youngstown
Newfane
Lockport
Greece
Rochester
Brighton
Newark
Liverpool
Oneida
Utica
Saratoga Springs
Niagara Falls
Tonawanda
Cheektowaga
Buffalo
West Seneca
Canandaigua
Auburn
Syracuse
Amsterdam
Schenectady
Genoa
Fort Plain
Cooperstown
Albany
Troy
Angola
Hamburg
Mount Morris
Cortland
Dunkirk
Springville
Fredonia
Hornell
Bath
Ithaca
Owego
Binghamton
Johnson City
Elmira
Olean
Jamestown
Kingston
Liberty
Poughkeepsie
Arlington
Newburgh
Middletown
Suffern
Yonkers
New Rochelle
Peekskill
Mattituck
Greenport
Montauk
Sag Harbor
Southampton
Farmingville
Sayville
New York
Fire Island NS
Gateway NRA
Long Beach

NYgeo.jpg

New York Hardiness Zones

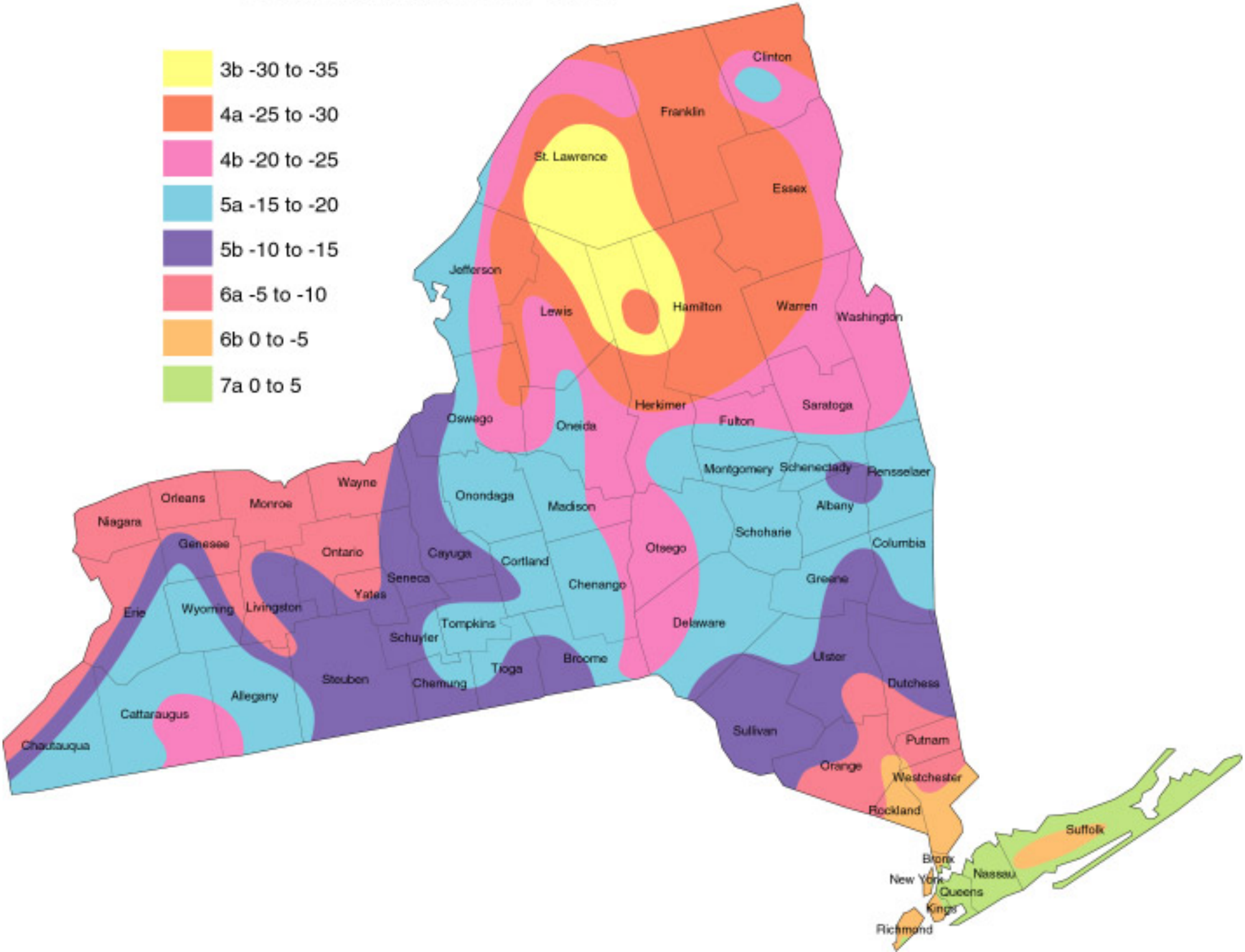


Conneaut
Ashtabula
Painesville
Euclid
Kirtland
Cleveland
Cleveland Heights
Lorain
Elyria
Parma
Sandusky
Toledo
Sylvania
Waterville
Bryan
Bowling Green
Defiance
Paulding
Fostoria
Findlay
Norwalk
Willard
Medina
Newton Falls
Warren
Youngstown
Struthers
Akron
Ashland
Canton
Salem
Mansfield
Van Wert
Lima
Kenton
Marion
Millersburg
Dover
St. Marys
Mount Vernon
Steubenville
Bellefontaine
Sidney
Delaware
Coshocton
Piqua
Worthington
Westerville
Troy
Upper Arlington
Columbus
Cambridge
St. Clairsville
Zanesville
Vandalia
Springfield
Grove City
Dayton
Kettering
Lancaster
Oxford
Franklin
Circleville
Gloster
Hamilton
Wilmington
Chillicothe
Marietta
Athens
Forest Park
Reading
Cincinnati
Hillsboro
Jackson
Pomeroy
Portsmouth
New Boston
Ironton

Ohio Hardiness Zones

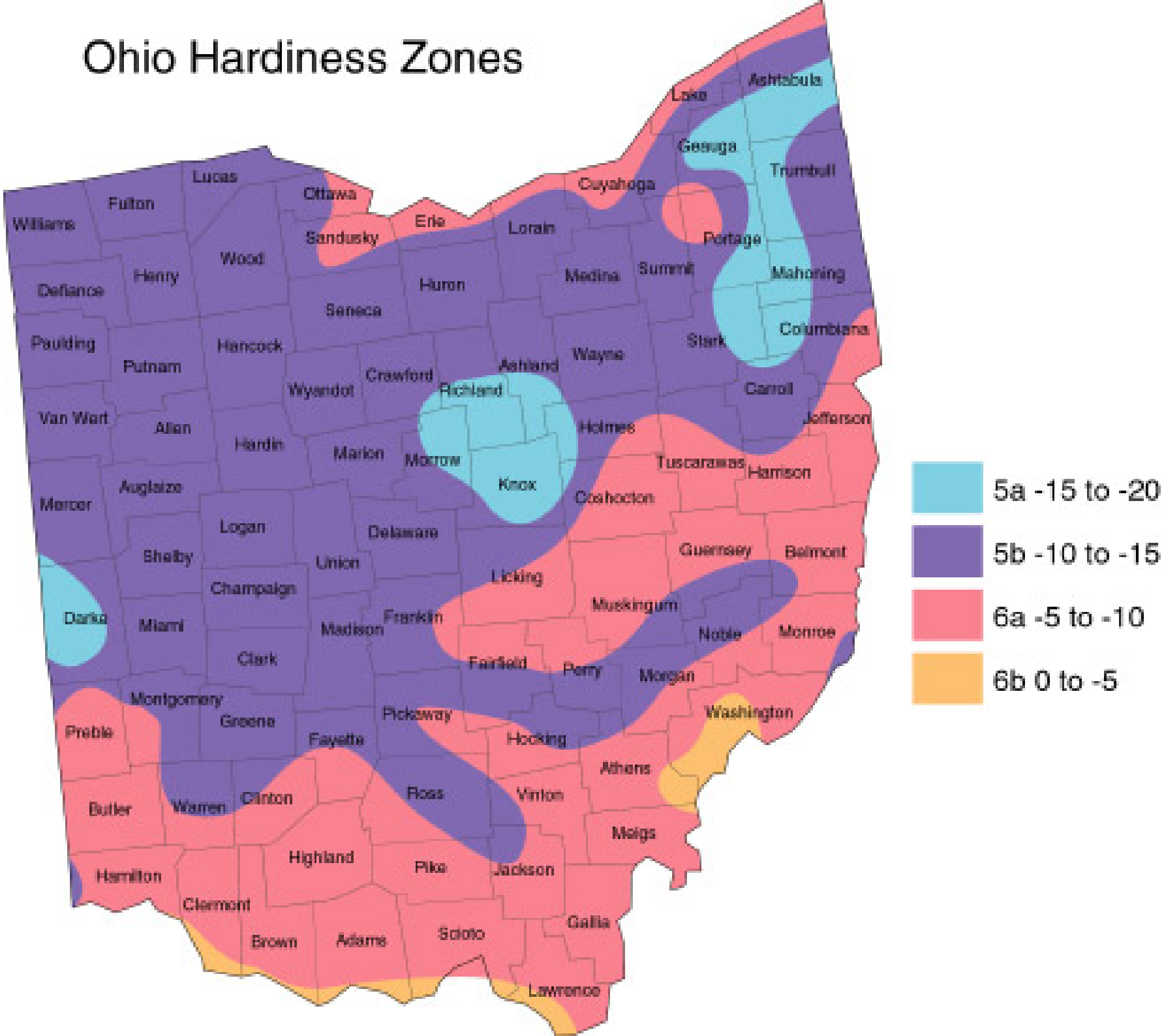


Woodward
Enid
Ponca City
Bartlesville
Tulsa
Sand Springs
Sapulpa
Claremore
Muskogee
Okmulgee
Stillwater
Guthrie
Edmond
The Village
Oklahoma City
Midwest City
Moore
Norman
Shawnee
Chickasha
Ardmore
Durant
Lawton
Fort Sill
Duncan
Ada
McAlester
Hominy
Pawhuska
Alva
Elk City
Clinton
Hobart
Altus
Hollis
Madill
Poteau
Wilburton
Hennessey
Broken Bow
Idabel

OKgeo.jpg

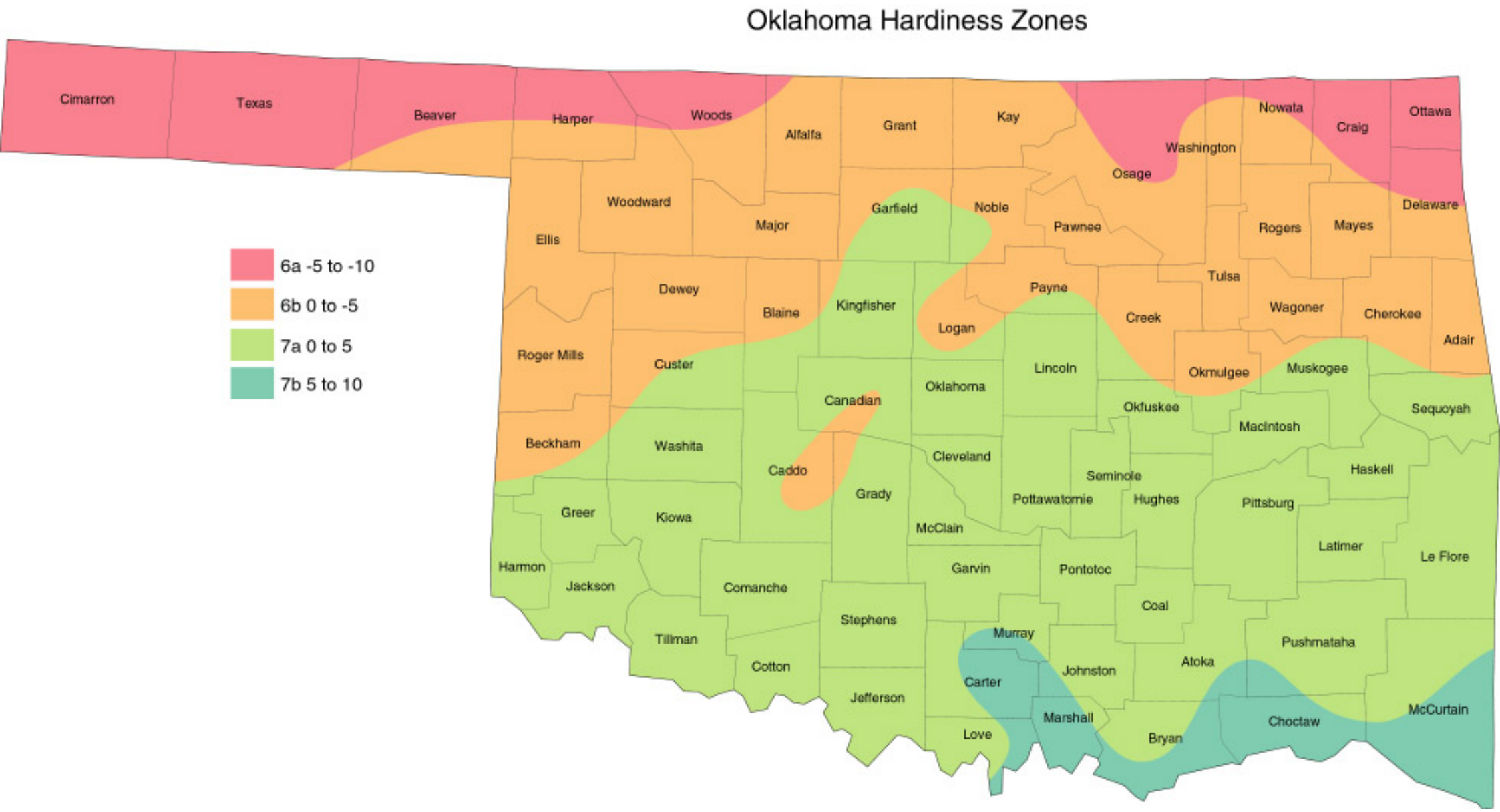
Oklahoma Hardiness Zones
6a -5 to -10
6b 0 to -5
7a 0 to 5
7b 5 to 10
Cimarron
Texas
Beaver
Harper
Woods
Alfalfa
Grant
Kay
Nowata
Craig
Ottawa
Washington
Osage
Woodward
Major
Garfield
Noble
Pawnee
Rogers
Mayes
Delaware
Ellis
Dewey
Blaine
Kingfisher
Logan
Payne
Creek
Tulsa
Wagoner
Cherokee
Adair
Roger Mills
Custer
Canadian
Oklahoma
Lincoln
Okmulgee
Muskogee
Okfuskee
Sequoyah
Macintosh
Beckham
Washita
Caddo
Grady
Cleveland
Seminole
Haskell
Pottawatomie
Hughes
Pittsburg
Greer
Kiowa
McClain
Latimer
Le Flore
Harmon
Jackson
Comanche
Garvin
Pontotoc
Coal
Stephens
Tillman
Murray
Pushmataha
Cotton
Carter
Johnston
Atoka
Jefferson
Marshall
Choctaw
McCurtain
Love
Bryan

OKhardy.jpg

okinawaspinach.jpg

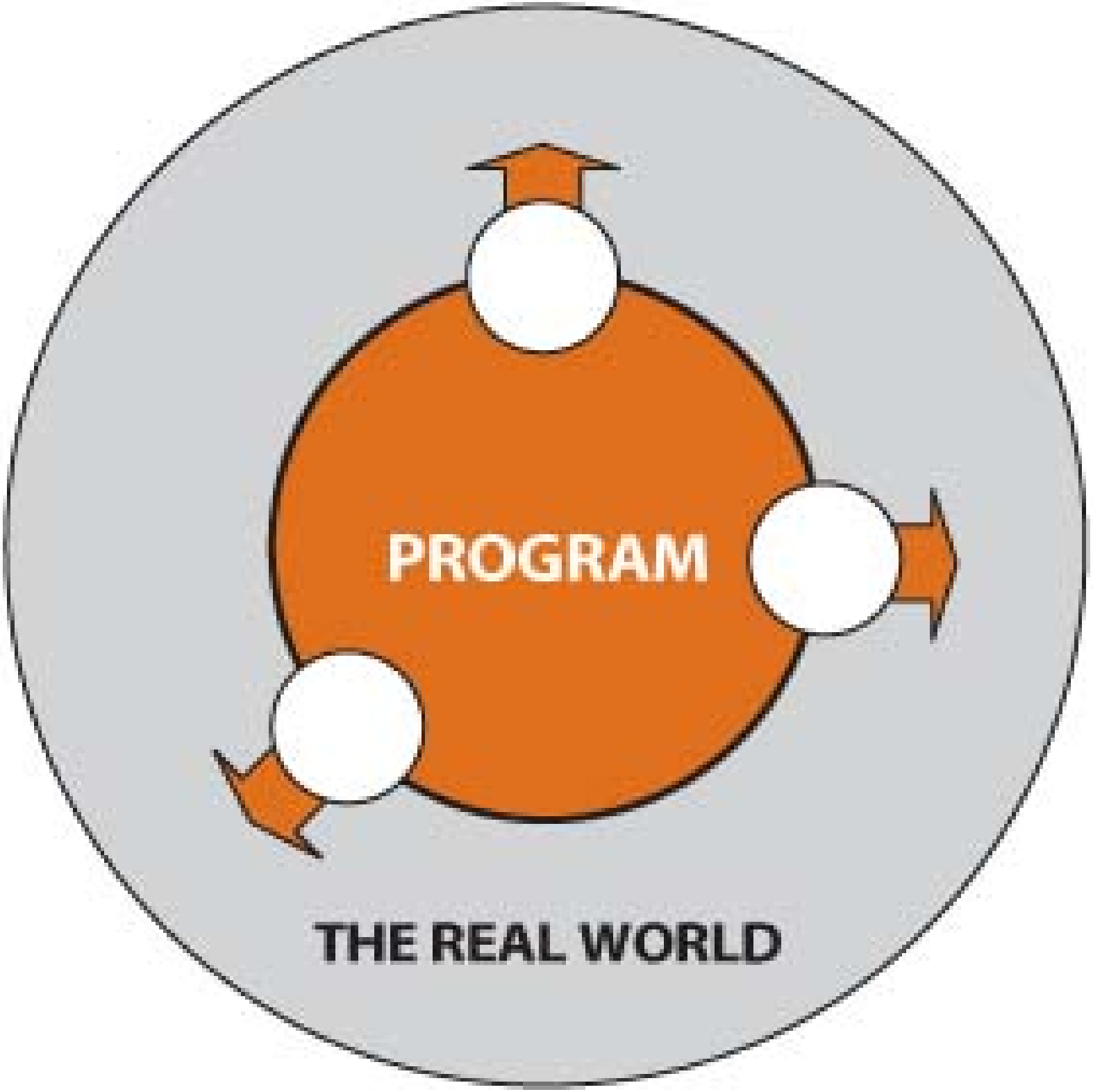
PROGRAM
THE REAL WORLD



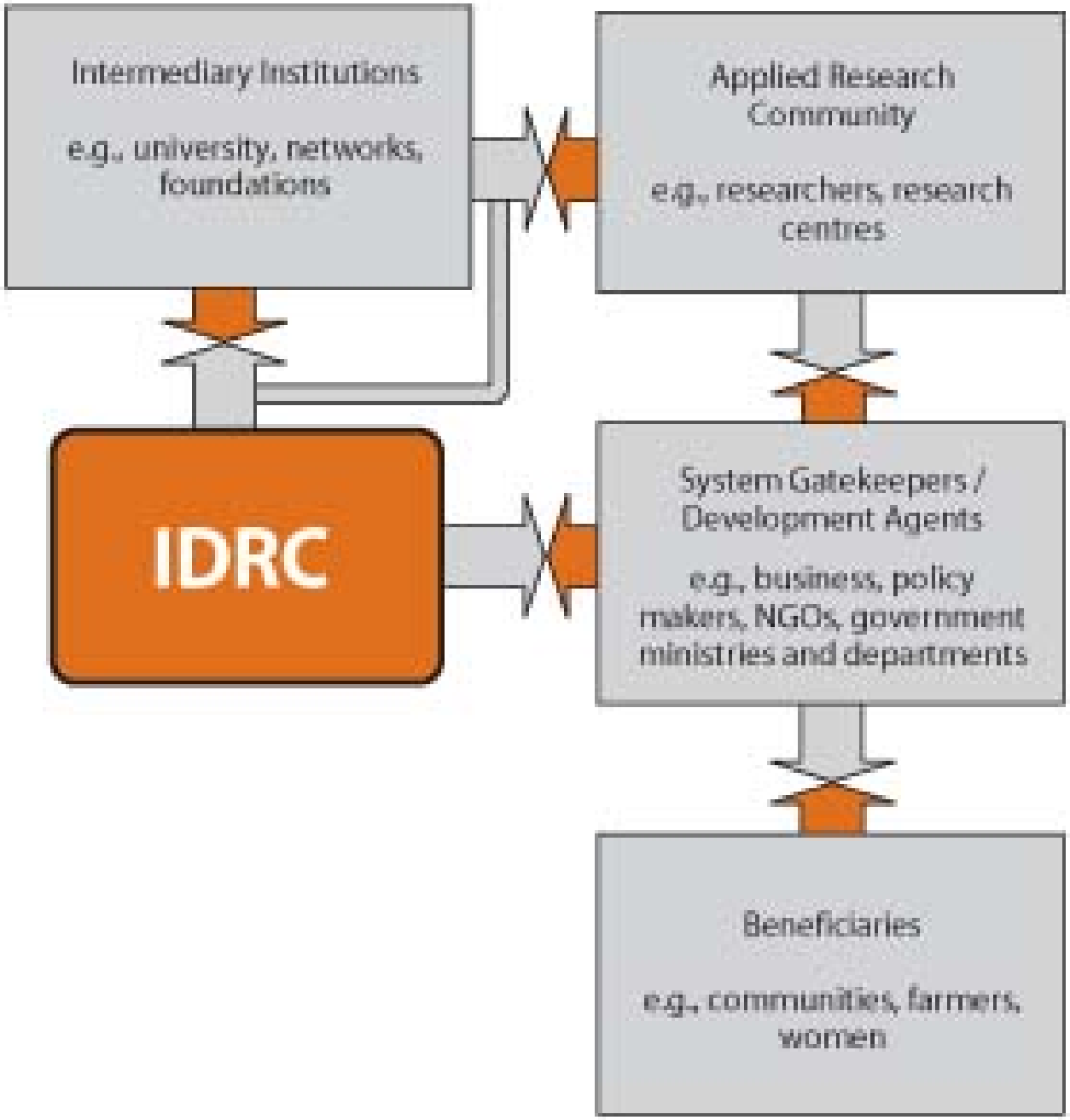

Figure 5. Typology of IDRC Boundary Partners

(source: Kibel 1999)


INTENTIONAL DESIGN
STEP 1: Vision
STEP 2: Mission
STEP 3: Boundary Partners
STEP 4: Outcome Challenges
STEP 5: Progress Markers
STEP 6: Strategy Maps
STEP 7: Organizational Practices
EVALUATION PLANNING
STEP 12: Evaluation Plan
OUTCOME & PERFORMANCE MONITORING
STEP 8: Monitoring Priorities
STEP 9: Outcome Journals
STEP 10: Strategy Journal
STEP 11: Performance Journal

onlinebooks_en.jpg

Horton, S. and C. Levin. 2001. Commentary on Evidence that iron deficiency anemia causes reduced work capacity. [PDF] Journal of Nutrition 131: 691S-696S. (http://www.nutrition.org/cgi/content/full/131/2/691S) (accessed August 19, 2005)

open_key_text.jpg

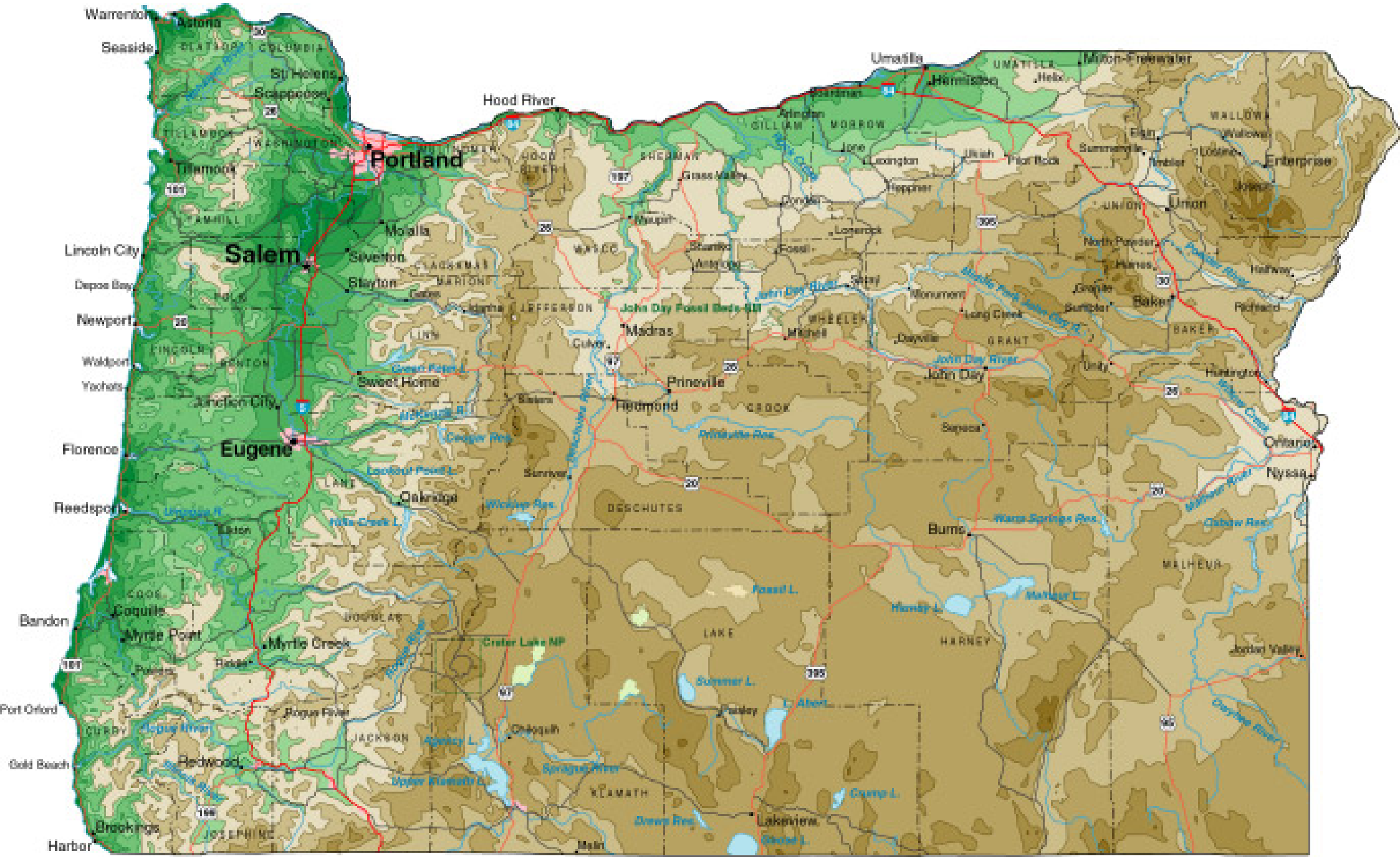
Warrenton
Astoria
Seaside
St Helens
Scappoose
Hood River
Portland
Tillamook
Lincoln City
Salem
Mollala
Silverton
Stayton
Depoe Bay
Newport
Waldport
Yachats
Junction City
Sweet Home
Florence
Eugene
Reedsport
Oakridge
Madras
Prineville
Redmond
Bandon
Coquille
Myrtle Point
Myrtle Creek
Port Orford
Gold Beach
Redwood
Brookings
Harbor
Umatilla
Hermiston
Milton-Freewater
Pendleton
Arlington
Heppner
Lexington
Condon
Grass Valley
Moro
Fossil
Antelope
Madras
Burns
Lakeview
Ontario
Nyssa
Baker
Enterprise
Union
Hines
Bend
Crater Lake NP
Fossil L.
Hanley L.
Harney L.
Summer L.
L. Abert
Upper Klamath L.
Drews Res.
Camp L.
Wickiup Res.
Warm Springs Res.
Owyhee Res.
Malheur L.
Jordan Valley
Owyhee River
Deschutes River
John Day River
Malheur River
Powder River
Burnt River
Crooked River
Cottonwood Creek
Wallowa River
Grande Ronde River
Umatilla River
Willamette River
Rogue River
Klamath River
Sprague River
Coquille River
Alsea River
Siuslaw River
Nehalem River
Wilson River
Tillamook Bay
Columbia River
Clatsop Bay
Lookout Point L.
Cougar Res.
Green Peter L.
Detroit Res.
Prineville Res.
Ochoco Res.
Hills Creek L.
Applegate R.
Agency L.
Tillamook
Hood River
Sherman
Gilliam
Morrow
Umatilla
Wallowa
Union
Baker
Wheeler
Grant
Lake
Harney
Malheur
Klamath
Deschutes
Crook
Jefferson
Linn
Lane
Douglas
Coos
Curry
Jackson
Josephine
Clatsop
Columbia
Washington
Multnomah
Clackamas
Marion
Polk
Yamhill
Lincoln
Benton
Wasco
Sherman
Hood River

ORgeo.jpg

Oregon Hardiness Zones

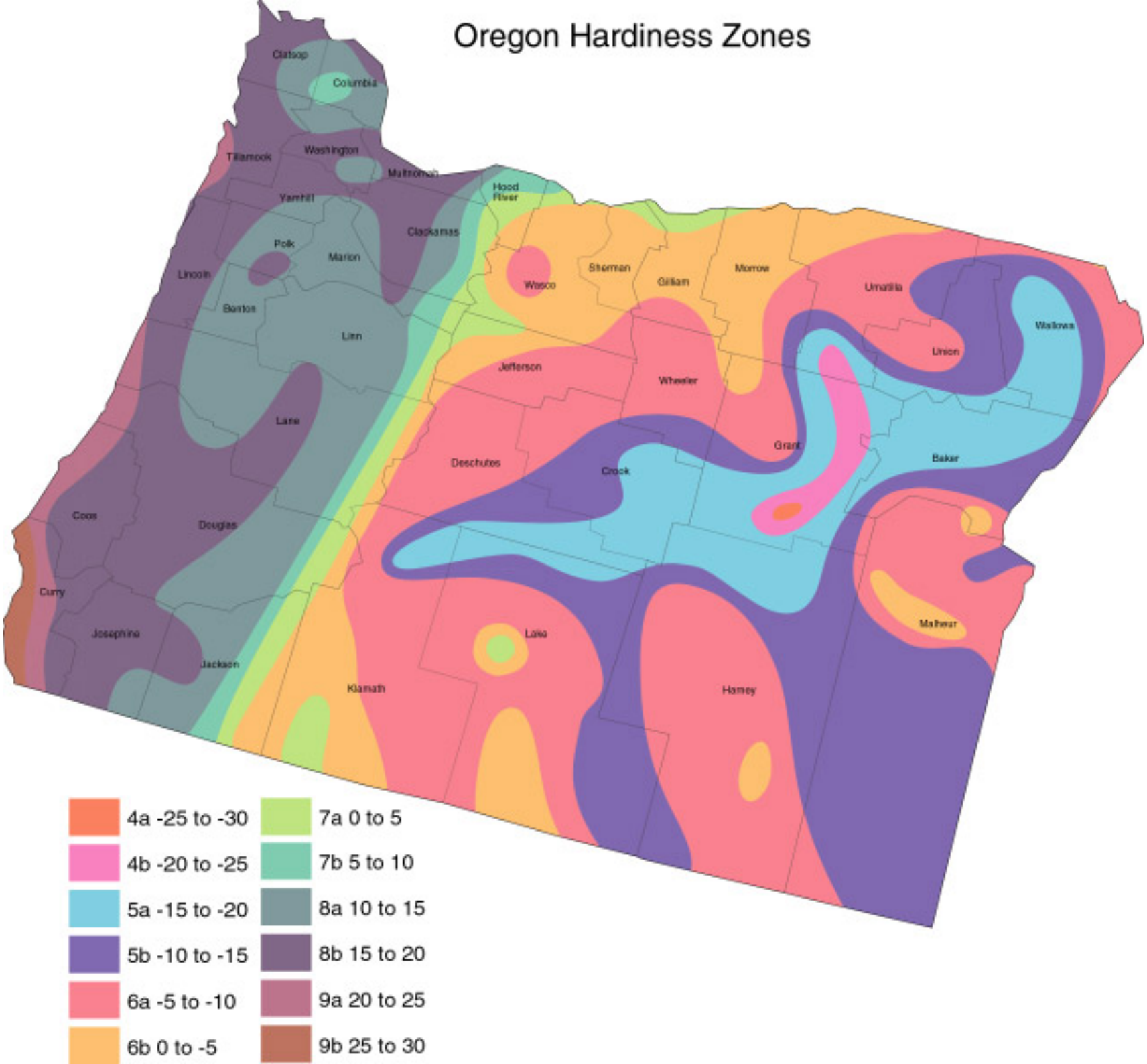

packaging_seeds.jpg

Page1.jpg

Page14.jpg

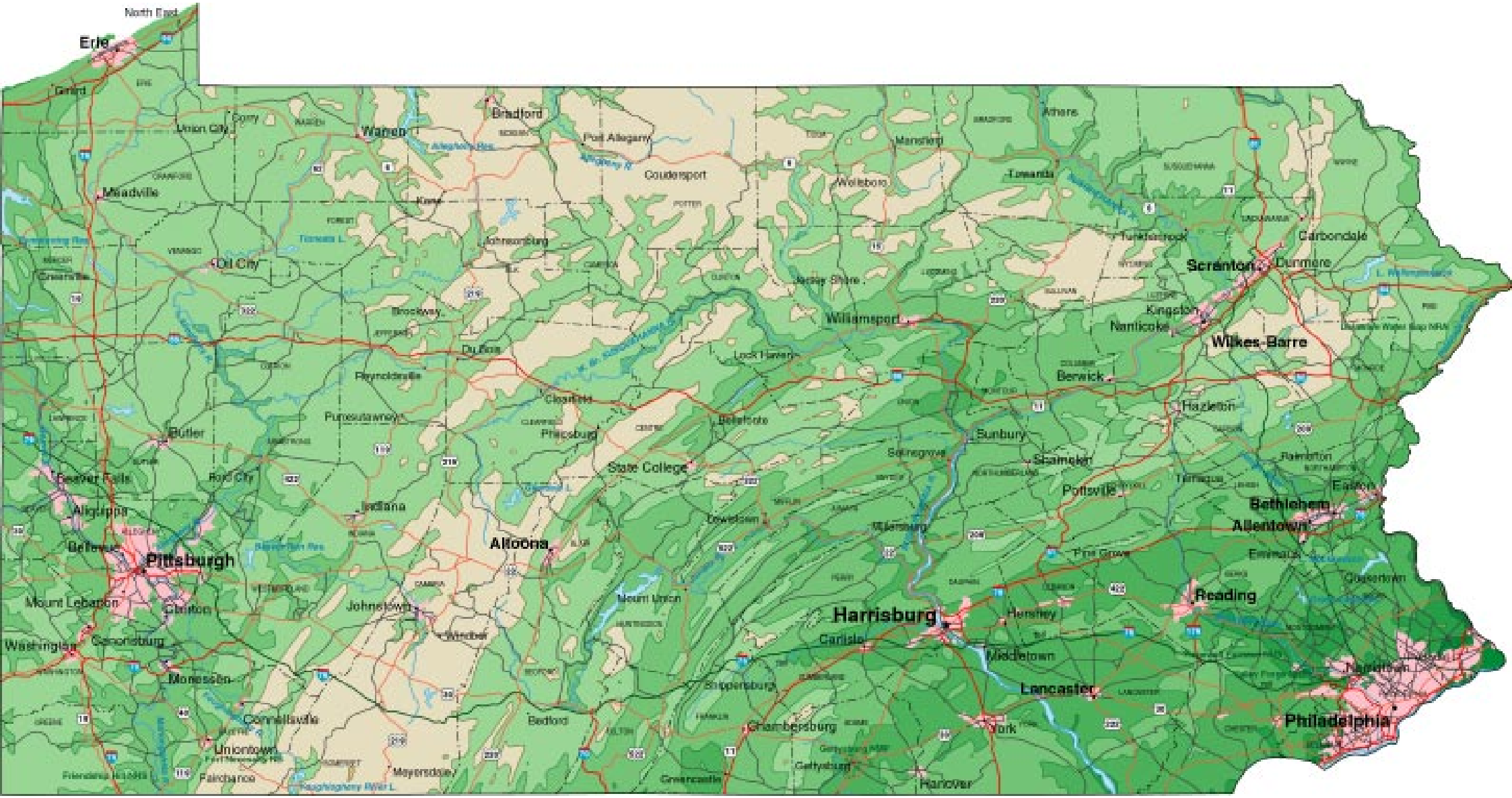
North East
Erie
Gerard
Union City
Corry
Warren
Bradford
Port Allegany
Coudersport
Meadville
Kane
Johnsonburg
Tionesta L.
Oil City
Emporium
Brockway
DuBois
Williamsport
Lock Haven
Reynoldsville
Clearfield
Punxsutawney
Butler
Phillipsburg
Belefonte
State College
Beaver Falls
Rox City
Aliquippa
Indiana
Bellevue
Pittsburgh
Altoona
Lewistown
Mount Lebanon
Clairton
Johnstown
Mount Union
Washington
Canonsburg
Carlisle
Harrisburg
Hershey
Middletown
Monessen
Shippensburg
Lancaster
Connellsville
Bedford
Chambersburg
York
Uniontown
Fairchance
Mayersdale
Greencastle
Gettysburg
Hanover
Athens
Manchester
Towanda
Wellsboro
Tunkhannock
Carbondale
Scranton
Dunmore
Kingston
Nanticoke
Wilkes-Barre
Berwick
Hazleton
Sunbury
Selinsgrove
Shamokin
Pottsville
Tamaqua
Palmerton
Easton
Bethlehem
Allentown
Emmaus
Pine Grove
Reading
Quakertown
Norristown
Philadelphia

PAgeo.jpg

Pennsylvania Hardiness Zones

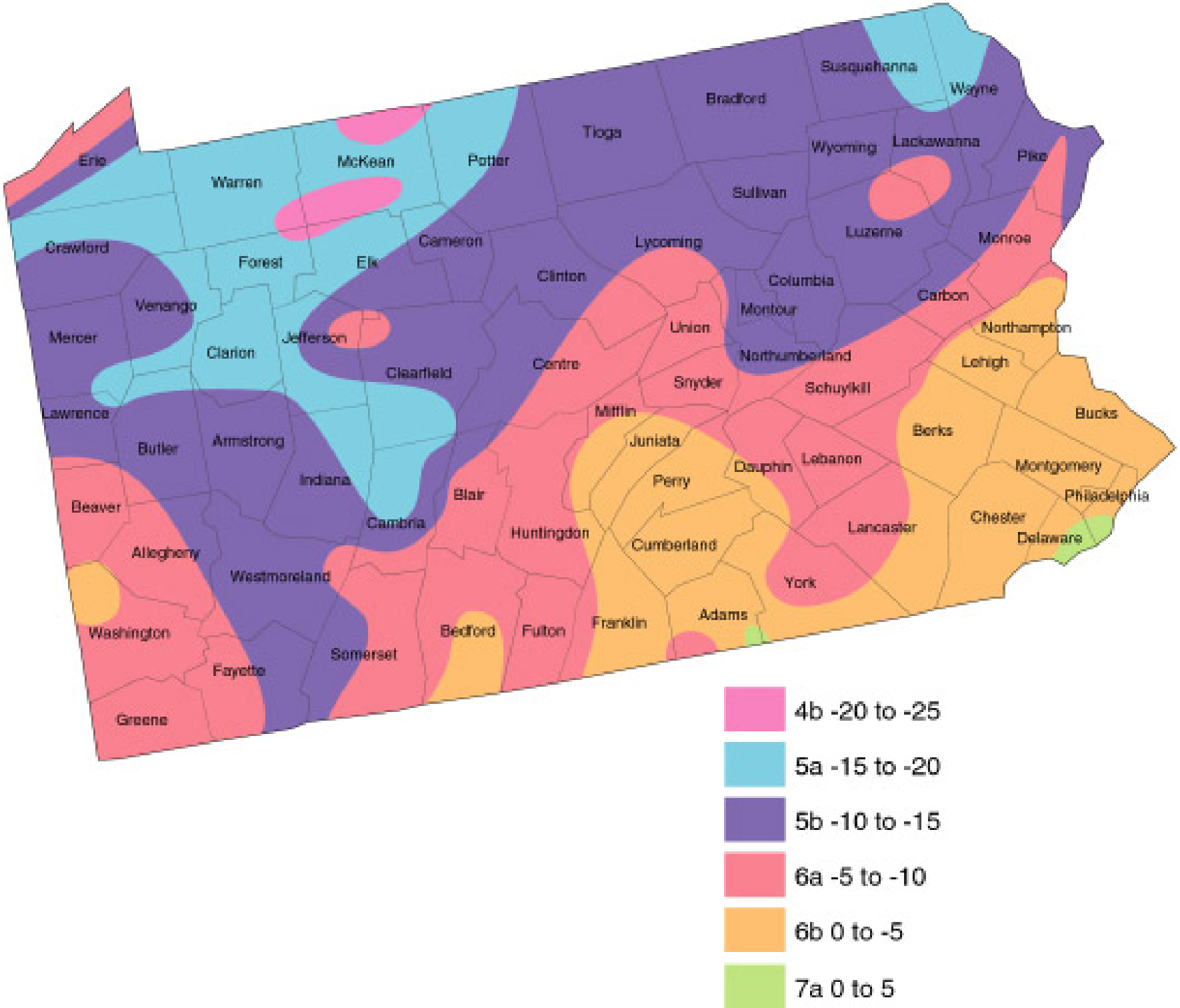

partners.jpg

partners2.jpg

peanut_sheller4.jpg

peri_urban_commercial_high_input_vegetable_farm.jpg

peri_urban_commercial_organic_farm.jpg

Planting_rice.jpg

	Baseline Solution t= 40%	% of Income	% Change From Baseline Solution t= 30%	t= 20%	t=10%	t=0
Real national income	1.574	10	1.08%	1.97%	2.54%	2.80%
Real income by group						
Farmers	0.431	27	6.26%	12.76%	19.95%	27.61%
Urban Employers	0.133	8	-12.03%	-23.31%	-34.59%	-45.11%
Informal-sector workers	0.647	41	6.18%	12.67%	19.78%	27.51%
Urban workers	0.309	20	-11.65%	-23.30%	-34.30%	-44.98%
Govt rents/govt. revenue	0.054	3	5.56%	-5.56%	-40.74%	-100.00%
Informal wages	1.043		-1.92%	-3.84%	-5.47%	-6.90%
Urban wages	1.217		-1.97%	-3.78%	-5.51%	-6.98%
Output of rural sector	1.233		3.08%	6.08%	8.84%	11.52%
Output of urban sector	0.361		-7.76%	-15.79%	-24.10%	-32.69%
Employment in rural sector	0.709		5.22%	10.30%	15.23%	19.89%
Employment in urban sector	0.291		-12.71%	-25.09%	-37.11%	-48.45%
Consumption of urban good	0.514		5.84%	12.06%	18.68%	25.88%
Volume of imports	0.153		37.91%	77.78%	119.61%	164.05%

(Thousands of Rupees)

Comesa States	1997 Imports (C.I.F.)	1997 Exports (F.O.B.)	1998 Imports (C.I.F.)	1998 Exports (F.O.B.)	1999 Imports (C.I.F.)	1999 (F.O.B.) (1st Quarter)
Angola	–	–	–	24	–	–
Burundi	2	20,327	–	16,424	–	2,109
Comoros	–	23,691	405	25,411	–	3,611
Djibouti	–	1,986	37	310	–	3,611
DR. Congo	1,487	816	7,043	–	622	–
Egypt	12,626	1,940	27,220	5,387	3,826	216
Ethiopia	24,619	14	2	1,083	204	23
Kenya	237,739	82,929	176,890	132,150	31,298	18,156
Madagascar	641,842	1,193,110	754,569	1,628,379	117,165	411,328
Malawi	1,538	67,914	1,636	38,361	–	12,762
Namibia	8,214	244	4,226	75	404	23
Rwanda	–	34,490	–	12,107	–	12,398
Seychelles	5,360	72,506	30,763	107,354	1,409	15,410
Sudan	19,363	464	131	28	–	–
Swaziland	94,499	699	137,724	84	28,507	67
Tanzania	19,574	19,054	573	70,962	9	7,845
Uganda	2	13,469	–	17,717	–	–
Zambia	30,415	93,937	1,960	4,092	41	704
Zimbabwe	16,302	254,202	132,370	149,974	10,532	14,253
Total	1,191,267	1,804,167	1,275,549	2,209,922	194,054	503,391
South Africa	5,649,573	141,715	5,221,993	190,461	1,234,713	14,925

Click the Links Below for Your Printable Version of DIRT. Requires Acrobat Reader.

The Dirt Doctor's DIRT

ORGANIC GARDENING & LIVING

March 2006 • Volume VIII • Number 5

FEATURES

Cover Page 1 Entire Issue

To Return to the DIRT Magazine, Click the BACK BUTTON ◀ at the Top of this Page.

rainforestwalk_june25.jpg

reports_explore_en.jpg

resma.jpg

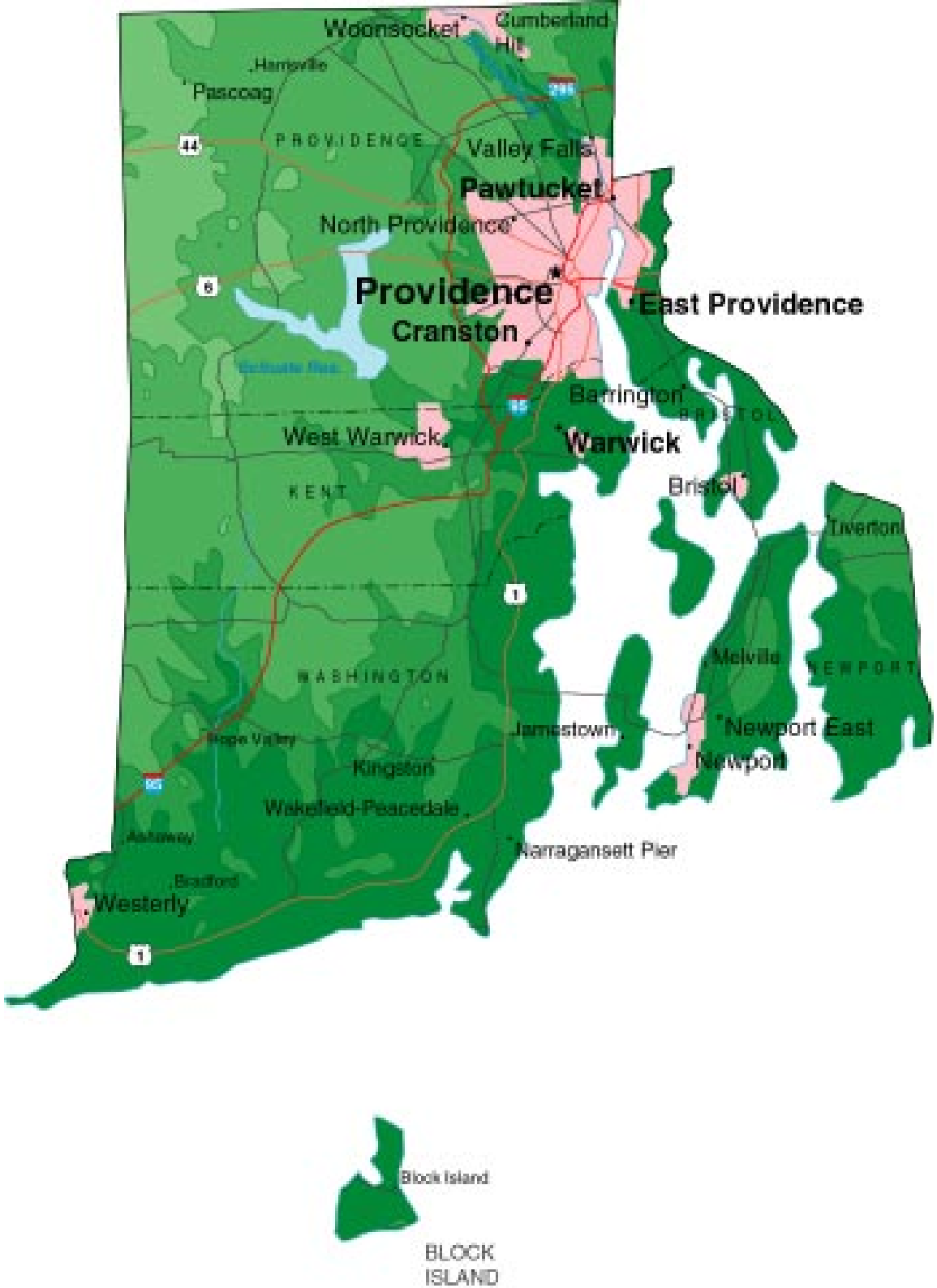
Woonsocket
Cumberland Hill
Harrisville
Pascoag
PROVIDENCE
Valley Falls
Pawtucket
North Providence
Providence
East Providence
Cranston
Barrington
BRISTOL
West Warwick
Warwick
KENT
Bristol
Tiverton
Melville
NEWPORT
WASHINGTON
Jamestown
Newport East
Newport
Hope Valley
Kingston
Wakefield-Peacedale
Ashaway
Narragansett Pier
Bradford
Westerly
Block Island
BLOCK ISLAND

Rhode Island Hardiness Zones

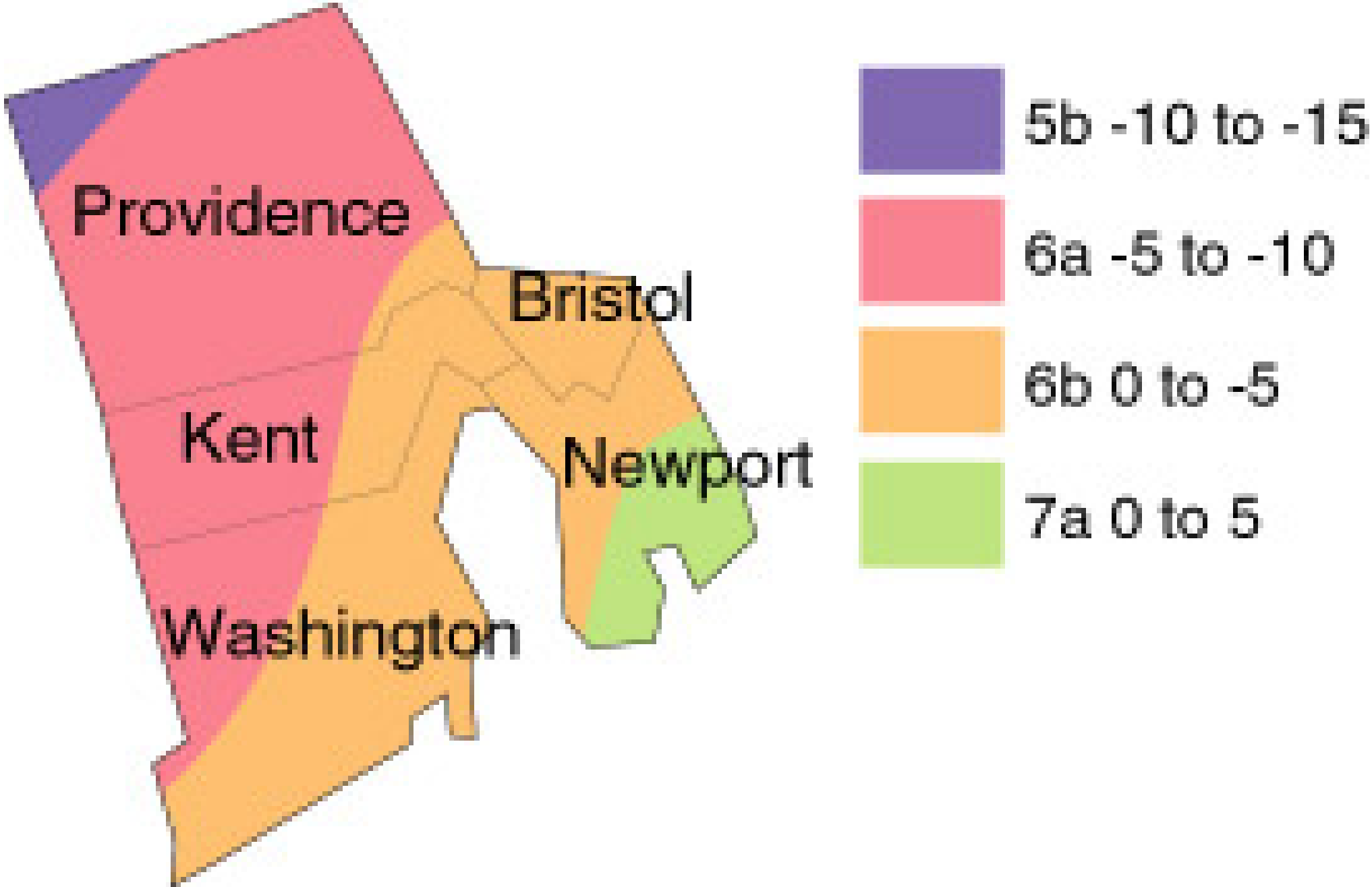

rooftop_june25.jpg


Greenville
Spartanburg
Gaffney
Clover
York
Rock Hill
Springfield
Berea
West Hampton
Easley
Walhalla
Pendleton
Union
Fountain Inn
Chester
Pageland
Great Falls
Belton
Anderson
Whitmire
Laurens
Winnsboro
Newberry
Lugoff
Greenwood
Gaffney's Falls
Columbia
Sumter
Eutawville
Aiken
Orangeburg
Brookland
Williston
Barnwell
Bamberg
Hampton
Walterboro
Charleston
North Charleston
Mount Pleasant
Goose Creek
Moncks Corner
Andrews
Georgetown
Kingstree
Manning
Lake City
Conway
Myrtle Beach
Murrells Inlet
Mullins
Dillon
Bennettsville
Hilton Head Island

South Carolina Hardiness Zones

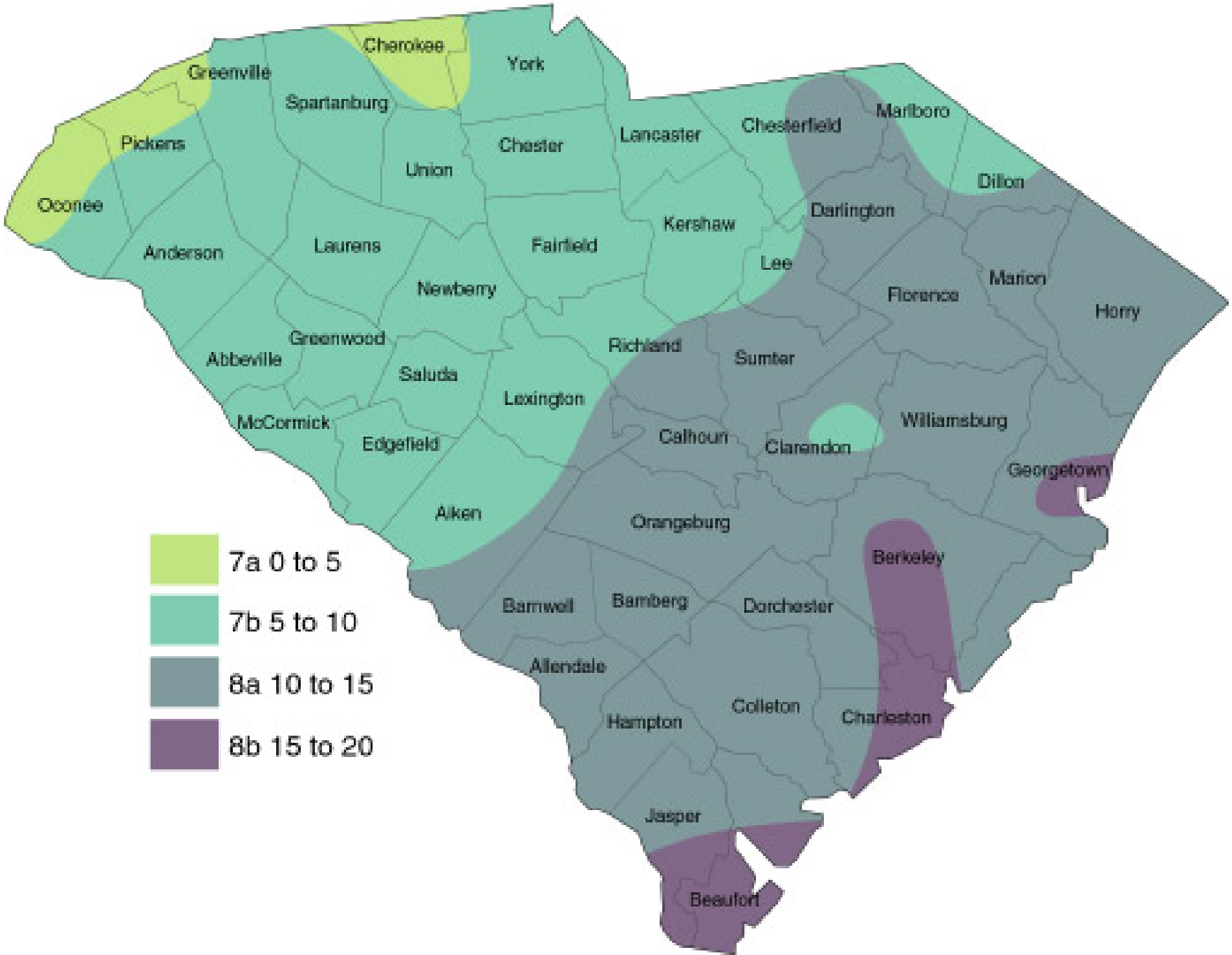

Urban agriculture crop production systems: Constraints and opportunities in crop production systems

Topic objectives

After completing the topics, you will able to:

1. Explain urban farming systems
2. List and describe different types of crop

Topic titles

The lesson includes the following topics:

1. Urban farming systems
2. Types of crop


Lemmon
Morristown
McIntosh
McLaughlin
Herreid
Long Lake
Frederick
Veblen
HARDING
Grand River
CORSON
CAMPBELL
Eureka
Columbia Road Res.
L. Traverse
Mound City
MCPHERSON
Claremont
Sisseton
Buffalo
83
Westport
MARSHALL
Wetonka
BROWN
Camp Crook
Mobridge
Aberdeen
Bison
Selby
Bowdle
Ipswich
Pierpont
Grenville
Peever
PERKINS
Waubay L.
85
Isabel
Timber Lake
Roscoe
ROBERTS
WALWORTH
12
Akaska
EDMUNDS
Marvin
Warner
Loyalton
DAY
Webster
Moreau River
Hoven
Milbank
DEWEY
Northville
Mellette
GRANT
POTTER
FAULK
CODINGTON
Lebanon
Seneca
SPINK
Faulkton
Tulare
Florence
South Shore
212
212
Faith
Dupree
Eagle Butte
L. Oahe
Gettysburg
Ashton
Doland
Watertown
212
Cresbard
Rockham
BUTTE
ZIEBACH
Agar
Redfield
Clark
Goodwin
Belle Fourche Res.
CLARK
DEUEL
Hazel
Onida
Tulare
Newell
SULLY
HAND
HAMLIN
Brandt
Belle Fourche
Harrold
14
St. Lawrence
Spearfish
Belle Fourche R.
MEADE
Cheyenne River
BEADLE
Bancroft
BROOKINGS
White
Blunt
HYDE
Highmore
Wessington
Wolsey
Sturgis
HUGHES
Cavour
De Smet
Deadwood
Arlington
L. Poinsett
Fort Pierre
Pierre
Huron
KINGSBURY
Lead
HAAKON
14
STANLEY
Brookings
14
Cheyenne R.
Alpena
Carthage
LAWRENCE
Box Elder
90
83
BUFFALO
81
Flandreau
SANBORN
MOODY
Wasta
JERAULD
Rapid City
Midland
Philip
JONES
LYMAN
Woonsocket
Madison
385
Draper
MINER
Trent
Mount Rushmore N.MEM
PENNINGTON
Wall
Cottonwood
Presho
90
LAKE
29
Keystone
Badlands NP
Murdo
90
Reliance
Chamberlain
281
Dell Rapids
Custer
Hermosa
Belvidere
Kimball
DAVISON
Mitchell
MCCOOK
Jewel Cave NM
CUSTER
Fairburn
Kadoka
Oacoma
WHITE RIVER
Salem
MINNEHAHA
Pringle
Cheyenne River
BRULE
Humboldt
JACKSON
Lake Francis Case
AURORA
Wind Cave NP
White River
MELLETTE
White River
Stickney
Alexandria
Sioux Falls
90
HANSON
Emery
Hot Springs
Little White River
Corsica
Canton
83
Parker
Tea
Angostura Res.
SHANNON
Winner
Plankinton
DOUGLAS
Armour
HUTCHINSON
TURNER
18
BENNETT
TRIPP
GREGORY
Olivet
Freeman
Edgemont
Colome
CHARLES MIX
18
Mission
18
18
Burke
James R.
FALL RIVER
Lake Andes
L. Andes
Tripp
LINCOLN
Oelrichs
Martin
TODD
183
Francis Case
Wagner
BON
HOMME
Lennox
Batesland
St. Francis
Tyndall
YANKTON
29
Ardmore
Pine Ridge
Bonesteel
Yankton
UNION
CLAY
Vermillion

SDgeo.jpg

South Dakota Hardiness Zones

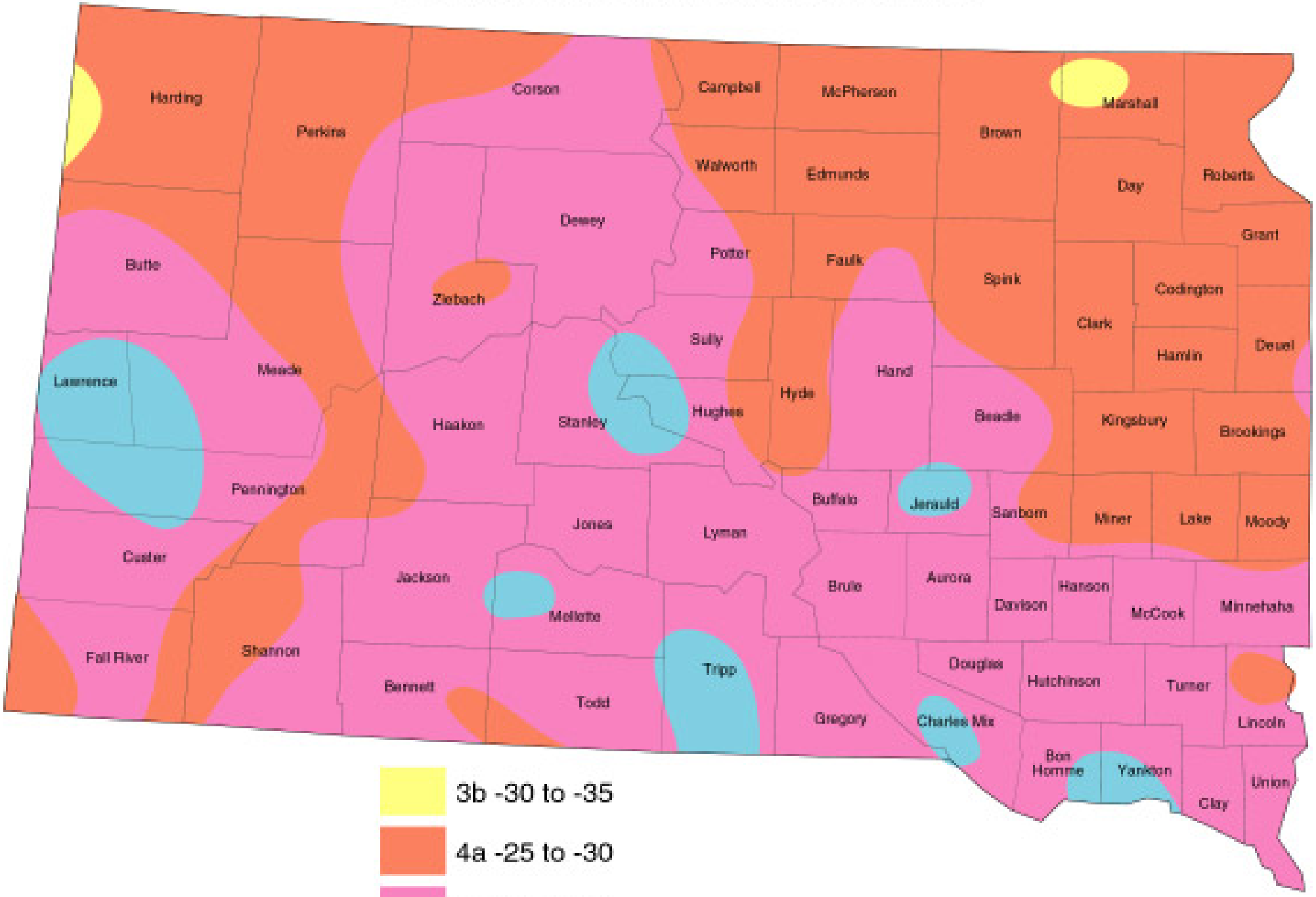

Feeding cities in Anglophone Africa with urban agriculture

Overview

Urban and peri-urban agriculture constitute a new area of knowledge. Many organizations are currently involved in developing such knowledge, exploring its dimensions, raising awareness and promoting action at international, regional, and municipal levels. In 2004 key agencies organized a training course on urban agriculture for Anglophone Africa. The course was designed to strengthen the knowledge in urban agriculture and to prepare for effective participation in multi-stakeholder development processes.

Both the physical course and this CD-ROM were carried out with the aid of a grant (No.: 101640-001) from the International Development Research Centre (IDRC), Ottawa, Canada.

Feeding cities in Anglophone Africa with urban agriculture

Overview

Urban and peri-urban agriculture constitute a new area of knowl strengthen the knowledge in urban agriculture and to organizations for effective involved in ation in multi- older development knowledge, ex es. dimensions, r awareness an e physical course action at inter s CD-ROM were carried regional, and n the aid of a grant levels. In 200 01640-001) from the organized a tr tional Development on urban agri h Centre (IDRC), Anglophone A Canada. course was de

Find

Word/Phrase: urban

Page

Find | Go to Page | Close

Feeding cities in Anglophone Africa with urban agriculture

Overview

Urban and peri-urban agriculture constitute a new area of knowl strengthen the knowledge in urban agriculture and to organizations for effective involved in de ation in multi- older development knowledge, ex es. dimensions, r awareness an e physical course action at inter s CD-ROM were carried regional, and n the aid of a grant levels. In 200 01640-001) from the organized a tr tional Development on urban agri h Centre (IDRC), Anglophone A Canada. course was de

Find
Word/Phrase
urban
Page
Find | Go to Page | Close

Feeding cities in Anglophone Africa with urban agriculture

Overview

The Anglophone Africa (1998) and Latin America
Training Course on Urban (2001), which pioneered a
Agriculture wa atory learning model
between 8 - 2 s also applied in this
in Nairobi, Ke
attended by te
cities in Anglc
The course to
premises of th
Livestock Res
(ILRI) in Nairc
Previous cours
by the Cities F
(CFP) Program
held in Franco

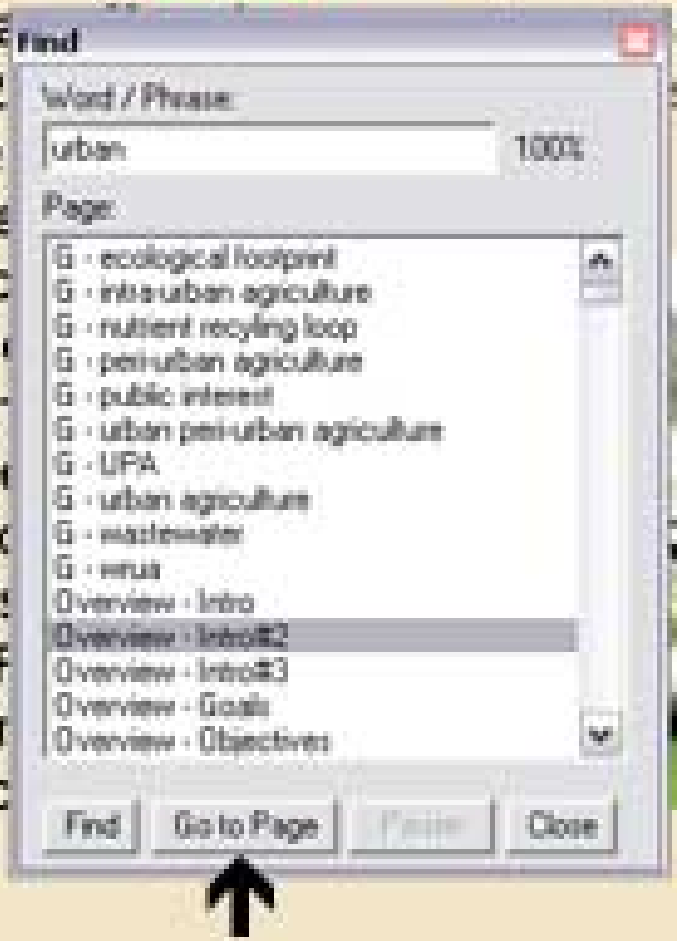

Introduction to urban agriculture: Concepts, history, dynamics and impacts - Potentials

Urban food security and nutrition

Introduction Most cities in developing countries are not able to generate sufficient (formal or

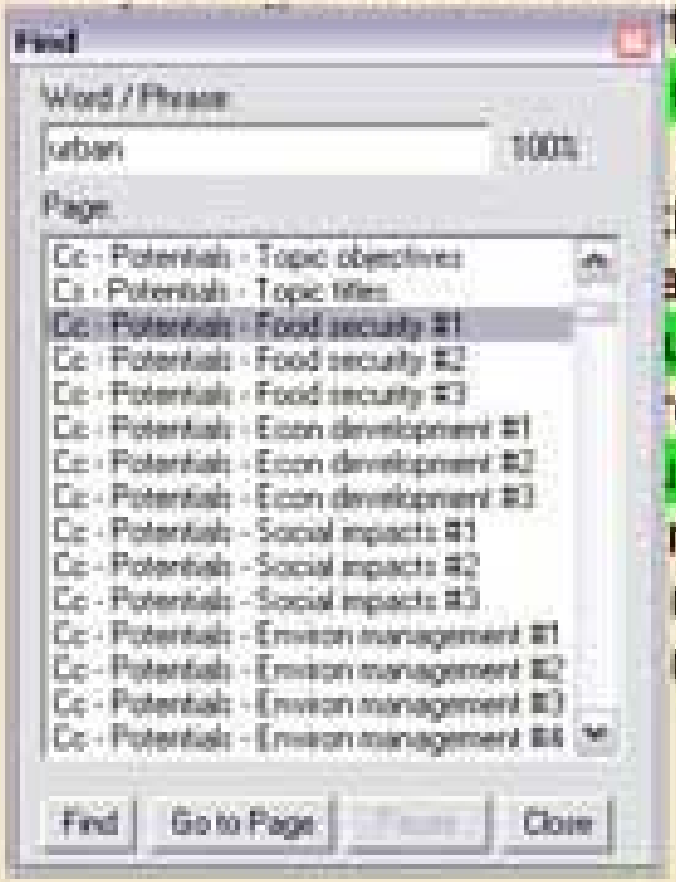

tunities for the rapidly
urban settings, lack of
directly into lack of
ting (cash is needed).
and distributing food
urban areas or to
e continuously rising,
urban food insecurity
n to production for
needs, large amounts
r other urban

Introduction to urban agriculture: Concepts, history, dynamics and impacts - Potentials

Urban food security and nutrition

Introduction Most cities in developing countries are not able to generate sufficient (formal or

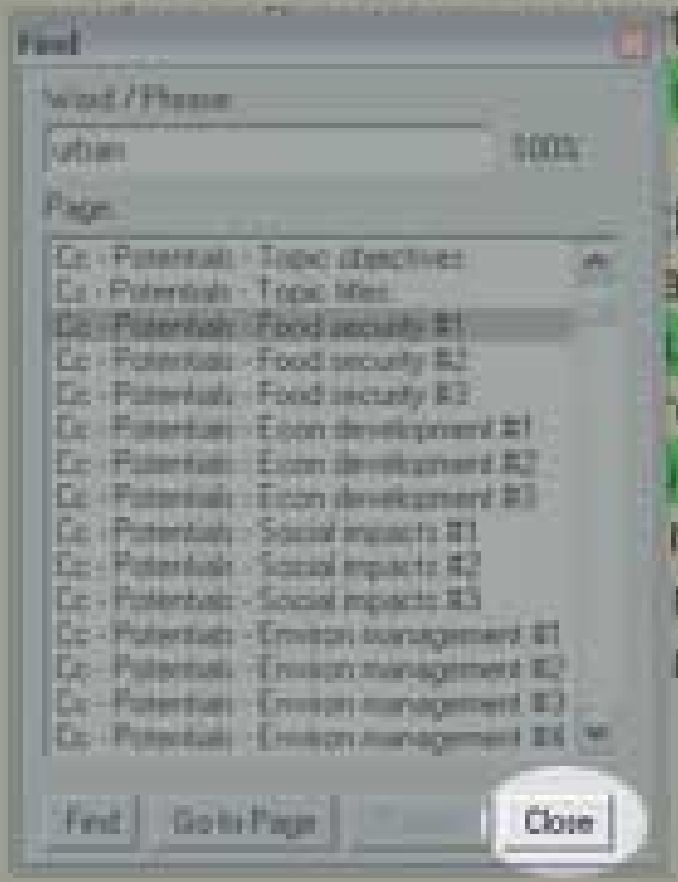

tunities for the rapidly
urban settings, lack of
directly into lack of
ing (cash is needed).
and distributing food
urban areas or to
e continuously rising,
urban food insecurity
n to production for
needs, large amounts
r other urban

seedbank_globalvillage.jpg

Seedbank_March_4_2005.jpg

semiarid_june25.jpg


ANTHONY'S FARMS
PRODUCE:- MUSHROOM,
GRASSCUTTER & SNAIL

sisera_en.jpg

SOIL THERAPY COMPOST™

REJUVENATE YOUR SOIL

NOW
YOU CAN HAVE
AN EXCELLENT BIO-SOLID COMPOST™
FOR GROWING BEAUTIFUL FLOWERS.

Please visit
www.soiltherapy.org
to see all our excellent products.

SOIL THERAPY COMPOST™
IS A SPECIALLY BLENDED PRODUCT OF
ANGELINA & NECHES RIVER AUTHORITY.

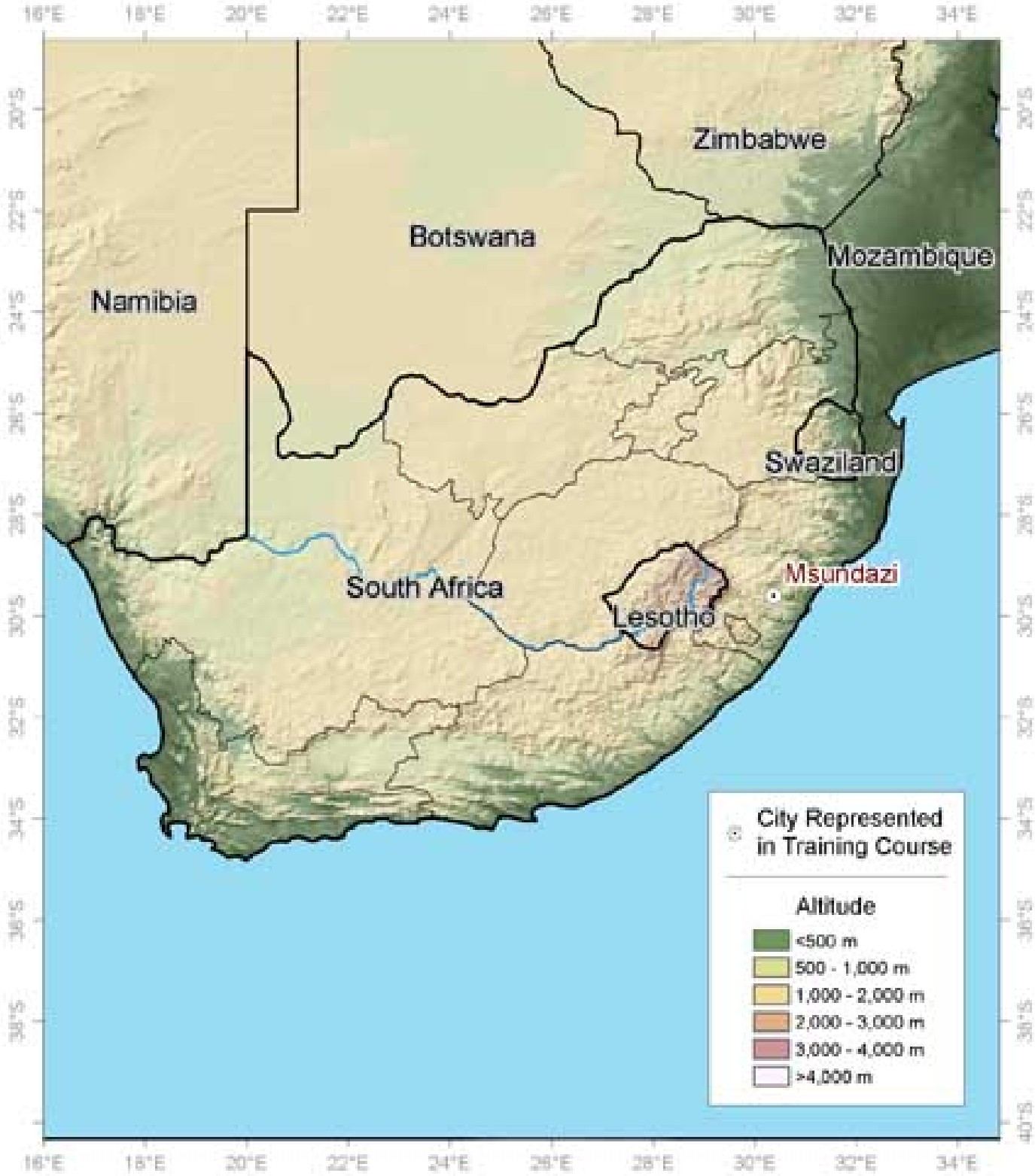
Zimbabwe
Botswana
Mozambique
Namibia
Swaziland
South Africa
Msundazi
Lesotho
City Represented in Training Course
Altitude
<500 m
500 - 1,000 m
1,000 - 2,000 m
2,000 - 3,000 m
3,000 - 4,000 m
>4,000 m

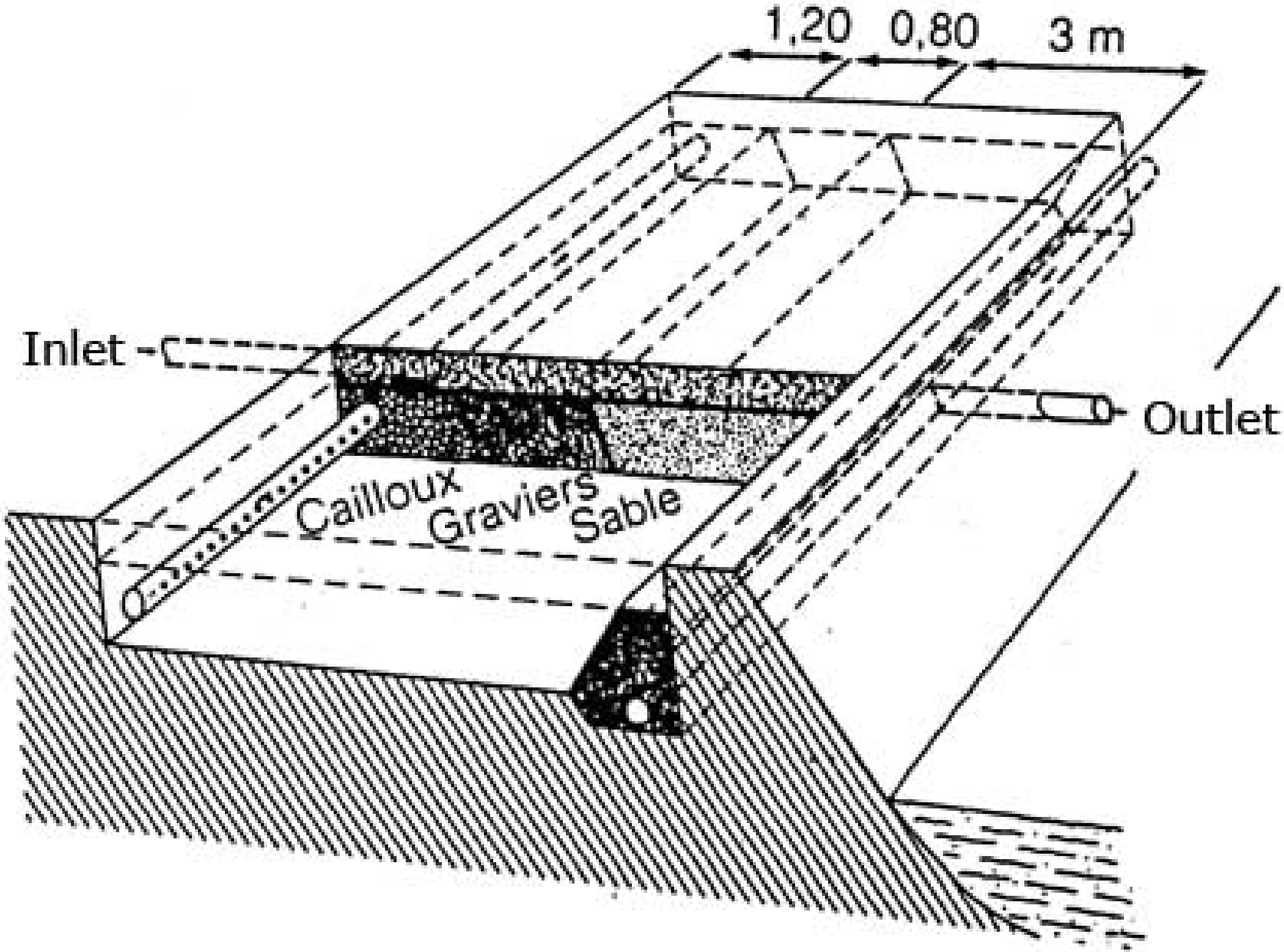
1,20
0,80
3 m
Inlet
Outlet
Cailloux
Graviers
Sable

tea.jpg

tech_request.jpg

tehip_en.jpg

tehipbanner_e.jpg

tilzmasthead.jpg


ECHO's Seed Ministry
ECHO STAFF
Tim
Motis

topRightButton2.jpg

tour3.jpg

Toxic Products

Variables	*Characteristics*	*Means*	*SD*	*Sig. of Difference*
GHQ				
Sex Status	Male	1.92	2.017	1.85*
	Female	2.53	2.821	(0.07)
Marriage Status	Unmarried	2.18	2.612	0.39
	Ever-married	2.33	2.557	(0.69)
Education Status	< Secondary	2.57	2.780	–2.19**
	≥ Secondary	1.87	2.115	(0.03)
Working Status	Working	1.92	2.243	5.18***
	Not working	3.90	3.170	(0.00)
Migration Status	Local	2.63	2.774	–0.99
	Migrant	2.23	2.516	(0.33)
SUBI				
Sex Status	Male	16.30	3.577	4.04***
	Female	18.27	3.959	(0.00)
Marriage Status	Unmarried	18.31	3.585	–1.69*
	Ever-married	17.32	4.003	(0.09)
Education Status	< Secondary	18.04	4.004	–2.66**
	= Secondary	16.73	3.685	(0.01)
Working Status	Working	17.30	3.821	2.05**
	Not working	18.54	4.249	(0.04)
Migration Status	Local	17.40	4.051	0.26
	Migrant	17.57	3.991	(0.79)

Explanatory Variables	*GHQ2*	*SUBI16*
Constant	–2.550***	0.256
	(.007)	(.799)
Sex status	0.553**	1.066***
(Female = 1, Male =0)	(.079)	(.001)
Marital status	–0.263	–0.521
(Ever married = 1, Unmarried = 0)	(.460)	(.223)
Education status	0.267	–0.165
(≤ Secondary level = 1,< Secondary Level = 0)	(.368)	(.618)
Working status	0.462	0.450
(Not working = 1, Working = 0)	(.243)	(.309)
Migration status	0.210	0.529
(Migrant = 1, Non-migrant = 0)	(.616)	(.231)
Proportion of children under 12 years	–0.344	–0.214
	(.696)	(.823)
Household size	0.096	–0.047
	(.293)	(.625)
Age of the respondent	0.086***	0.022
	(.000)	(.248)
Monthly household income (Tk.)	–0.00	$-4.700e^{-06}$
	(.402)	(.975)
Monthly household income squared	$1.750e^{-09}$	$-5.200e^{-09}$
	(.780)	(.458)
Total no. of cases	264	264
–2 Log likelihood ratio	330.034***	282.034*
Goodness of fit	258.451	264.390
Per cent correctly predicted	62.880	75.380

Year	*NSS round*	*Rural (male)*			*Rural (female)*		
		Self employed	*Regular employment*	*Casual labour*	*Self employed*	*Regular employment*	*Casual labour*
1983	38th	60.5	10.3	29.2	61.9	2.8	35.3
1999–2000	55th	55.0(↓)	8.8(↔)	36.2(↑)	57.3(↓)	3.1(↔)	39.6(↑)
		Urban (male)			*Urban (female)*		
1983	38th	40.9	43.7	15.4	45.8	25.8	28.4
1999–2000	55th	41.5(↔)	41.7(↓)	16.8(↔)	45.3(↔)	33.3(↑)	21.4(↓)

trackinggen_101_la_1.jpg

Year	*NSS round*	*Rural (male)*			*Rural (female)*		
		US	*CWS*	*CDS*	*US*	*CWS*	*CDS*
1983	38th	1.4	3.7	7.5	0.7	4.3	9.0
1999–2000	55th	1.7(↔)	3.9(↔)	7.2(↔)	1.01(↔)	3.7↔)	7.0(↓)
		Urban (female)			*Urban (female)*		
Year	*NSS*	*US*	*CWS*	*CDS*	*US*	*CWS*	*CDS*
1983	38th	5.1	6.7	9.2	4.9	7.5	9.4
1999–2000	55th	4.5(↔)	5.6(↓)	7.3(↓)	5.7(↑)	7.3(↔)	11.0(↑)

trackinggen_103_la_0.jpg

Years	*Rural*			*Urban*			*Total*		
	M	*F*	*Diff*	*M*	*F*	*Diff*	*M*	F	*Diff*
1981	46.34	21.34	25.20	73.69	55.14	18.55	53.19	29.13	24.06
1991	57.87	30.62	27.25	81.09	64.05	17.04	64.13	39.29	24.84
2001	—	—	—	—	—	—	75.85	54.16	21.69

trackinggen_106_la_0.jpg

Indicator	*Year*	*Male*	*Female*
IMR	1985	96	98
	1997	70	72
U5MR	1981	91	101
	1998	82	97

trackinggen_109_la_0.jpg

Years	*1961*	*1971*	*1981*	*1991*	*2001*
Population	943	931	935	927	933
0–6 years	976	964	962	945	927

trackinggen_110_la_0.jpg

Dependent Variable	*LOGIT*		*OLS*	
	GHQ2	*SUBI16*	*GHQ*	*SUBI*
Age	.04	.001	.06	.02
	(7.41)	(.01)	(4.99)	(1.02)
Hhsize	–.02	–.13	.01	–.06
	(.09)	(3.60)	(–.103)	(-.56)
Childpro	.89	1.20	.98	1.14
	(1.80)	(2.96)	(1.66)	(1.03)
Edu	.60	.32	.33	.60
	(4.37)	(1.27)	(1.34)	(1.29)
MS	–.76	1.16	–.62	.73
	(1.95)	(4.09)	(-1.31)	(.81)
Sex	1.27	1.20	1.25	2.55
	(18.28)	(16.49)	(5.00)	(5.39)
WS	—	.65	.50	.61
	—	(3.06)	(1.56)	(1.01)
N.S.	–.20	–1.00	–.08	–1.76
	(.45)	(10.41)	(-.32)	(-3.53)
Inc	6.54E-05	7.95E-05	–1.64E-05	–1.19E-05
	(0.57)	(1.25)	(-.26)	(-.78)
Inc sq	–.003	–.002	-9.81E–05	.002
	(.68)	(1.26)	(-.08)	(.72)
Constant	–2.03	–1.16	-.64	14.59
	(9.30)	(3.12)	(-1.15)	(13.84)
No. of cases	271	271	271	271
Multiple R			.43	.39
–2 log likelihood	340.98	334.06		
Chi. Square	29.64	38.07		
Per cent correctly predicted	65.68	70.11		

Manufacturing industries	*Employment share in all manufacturing industries*					
	1987			*1992*		
	Total	*Male*	*Female*	*Total*	*Male*	*Female*
Food, beverages and tobacco	15.24	15.42	5.03	14.90	15.27	5.94
Textile, apparel and leather	46.22	46.22	45.80	40.71	41.06	32.40
Wood products and furniture	0.66	0.67	0.03	1.71	1.78	0.05
Paper printing and publishing	2.81	2.85	0.16	3.68	3.60	5.82
Chemicals, rubber and plastics	8.85	8.26	41.35	14.62	13.25	47.61
Non-metallic mineral products	4.15	4.22	0.16	7.54	7.79	1.65
Basic metal industries	1.08	1.08	0.75	3.33	3.37	2.19
Fabricated metal products, machinery and equipment	8.00	8.09	2.84	10.89	11.25	2.41
Other manufacturing industries and handicrafts	13.00	13.16	3.86	2.61	2.64	1.94

Product groups	*Number of establishments*
Textile garments	20
Sports	6
Fisheries	4
Surgical instruments	1

trackinggen_169_la_0.jpg

	Faisalabad		*Sialkot*		*Karachi*		*Total*	
	Male	*Female*	*Male*	*Female*	*Male*	*Female*	*Male*	*Female*
0–4	6.8	6.0	6.7	9.3	9.0	9.2	7.8	8.6
5–9	7.5	7.8	10.5	10.6	10.3	13.8	9.8	11.5
10–14	13.7	6.6	13.1	12.6	15.6	11.9	14.3	11.1
15–19	19.9	20.4	18.7	16.9	14.0	16.5	16.9	17.4
20–24	16.4	19.2	12.7	14.6	12.1	16.0	13.2	16.1
25–29	8.2	12.0	4.1	6.6	8.7	7.9	6.9	8.2
30–34	4.8	3.0	3.4	4.6	6.9	4.3	5.2	4.2
35–39	1.4	3.0	4.5	5.6	3.4	6.2	3.4	5.4
40–44	2.1	4.8	5.2	4.3	4.7	3.8	4.4	4.2
45–49	3.4	6.0	4.5	6.3	4.0	2.2	4.1	4.4
50–54	3.4	1.8	6.0	5.0	3.4	4.1	4.4	3.9
55–59	2.7	4.8	3.7	0.3	2.2	1.6	2.9	1.8
60–64	3.4	2.4	4.5	1.0	2.2	0.8	3.3	1.2
65–69	1.4	1.2		0.7	1.2	0.5	0.8	0.7
70–74	4.1	0.6	1.1	1.0	1.2	0.5	1.8	0.7
75 and above	0.7	0.6	1.1	0.7	0.9	0.5	1.0	0.6
N	146	167	263	299	321	368	730	834

Variables	*Females*	
	Coefficients	*t-values*
Constant	–3.004	1.753
Distance to school	–0.036	0.0491
Income	0.0003	3.211
Own a house	0.524	1.916
Household size	0.030	0.243
City dummies		
Faisalabad	–0.165	0.197
Sialkot	1.616	2.850
Mother's education	0.081	1.320
Mother working	0.476	1.002
χ^2	54.801	
DF	63	

trackinggen_174_la_0.jpg

	Faisalabad		*Sialkot*		*Karachi*		*Total*	
	Male	*Female*	*Male*	*Female*	*Male*	*Female*	*Male*	*Female*
a. Work status								
Working (numbers)	75	54	125	81	142	83	342	218
Not working (numbers)	47	85	93	157	115	199	255	441
Labour force participation rate	61.5	38.85	57.3	34.0	55.3	29.4	57.3	33.1
b. Employment status (percentage)								
Regular employee	42.5	35.8	40.0	25.9	62.0	63.1	49.7	42.7
Casual	5.5	7.5	17.6	27.2	11.3	7.1	12.4	14.7
Piece rate	11.0	30.2	12.8	22.2	7.0	13.1	10.0	20.6
Apprentice	5.3	0.0	1.6	0.0	2.1	0.0	2.6	1.4
Employer-a	1.4	3.8	0.8	0.0	0.0	1.2	0.6	1.8
Employer-b	2.7	0.0	0.0	0.0	1.4	0.0	1.2	0.0
Own account	17.8	3.8	7.2	0.0	5.6	2.4	8.8	1.8
Contract	9.6	18.9	19.2	23.5	9.9	11.9	13.2	17.9
Others	4.1	0	0.8	1.2	0.7	1.2	1.5	0.9

Dependent variables = Ln (income)	*Both sexes*		*Male*		*Female*	
	Coefficients	*t-values*	*Coefficients*	*t-values*	*Coefficients*	*t-values*
Constant	6.723	21.512	6.109	14.352	7.442	12.626
Age	0.042	3.899	0.050	2.175	0.030	1.711
Age-square	–0.0004	3.093	–0.0006	2.074	–0.0003	1.696
Schooling	0.067	7.718	0.063	6.408	0.056	3.424
Employment status	–0.021	1.515	–0.015	1.205	–0.033	2.268
Marital status	0.03	0.040	0.268	2.144	0.052	0.563
Dummy variables for products						
Textile	0.022	0.086	0.037	1.106	–0.192	0.388
Surgical	0.034	0.092	0.291	0.755	–0.013	0.018
Sports	0.438	1.253	0.681	1.712	–0.252	0.335
Dummy variables for cities						
Faisalabad	–0.110	1.134	0.114	1.052	–0.384	2.177
Sialkot	–0.390	4.469	–0.232	2.441	–0.685	4.070
Adj. R-squared	0.207		0.235		0.174	
F-statistics	15.111		10.984		5.431	
DF	529		315		200	

Control over asset	*Faisalabad*		*Sialkot*		*Karachi*		*Total*	
	Male	*Female*	*Male*	*Female*	*Male*	*Female*	*Male*	*Female*
a. Need Permission to buy								
Yes	50.0	68.8	46.3	69.2	57.4	59.3	51.7	65.4
b. Whose permission?								
Spouse	16.7	8.3	14.6	40.4	25.5	23.3	19.5	23.3
Mother/mother-in-law	23.3	43.8	19.5	30.8	12.8	33.9	17.8	35.8
Father/father-in-law	10.0	14.6	7.3	0.0	10.6	6.8	9.3	6.9
Others	0.0	6.3	2.4	0.0	4.3	1.7	2.5	2.5
c. What can you buy without permission?								
Nothing	0.0	7.9	0.0	5.8	13.6	0.0	9.2	9.2
Everything	100.0	6.3	100.0	32.7	82.2	0.0	90.0	23.0
Can buy household goods	0.0	3.2	2.4	0.0	0.0	0.8	1.1	1.1
Own clothes	0.0	52.4	0.0	48.1	32.2	97.6	44.3	44.3
Own medicines	0.0	0.0	0.0	1.9	0.0	0.0	0.6	0.6
d. What can you sell with out permission?								
Land	3.3	2.1	9.8	0.0	2.1	0.0	5.1	0.6
House/flat	13.3	4.2	0.0	0.0	17.0	3.4	11.9	7.5
Vehicle/jewellery	20.0	20.8	0.0	11.5	2.1	28.8	4.2	15.7
Consumer durable	20.0	2.1	29.3	5.8	44.7	5.1	33.1	4.4
e. Whose permission is needed?								
Spouse	16.7	8.3	14.6	40.4	25.5	23.3	19.5	23.3
Mother/mother-in-law	23.3	43.8	19.5	30.8	12.8	33.9	17.8	35.8
Father/father-in-law	10.0	14.6	7.3	0.0	10.6	6.8	9.3	6.9
Others	0.0	6.3	2.4	0.0	4.3	1.7	2.5	2.5

	Faisalabad		*Sialkot*		*Karachi*		*Total*	
	Male	*Female*	*Male*	*Female*	*Male*	*Female*	*Male*	*Female*
a. Workload								
Same	30.0	16.7	19.0	11.8	19.1	11.7	21.8	13.2
Decreased	0.0	20.8	9.5	31.4	19.1	28.3	10.9	27.0
Increased	60.0	62.5	64.3	56.9	61.7	58.3	62.2	59.1
b. Mobility								
Same	50.0	29.2	23.8	37.3	17.0	28.3	27.7	31.4
Decreased	3.3	2.1	26.2	5.9	23.4	23.3	19.3	11.3
Increased	33.3	68.8	42.9	56.9	59.6	46.7	47.1	56.6
c. Self-esteem								
Same	56.7	12.5	38.1	31.4	34.0	16.7	41.2	20.1
Decreased	13.3	0.0	23.8	3.9	23.4	3.3	21.0	2.5
Increased	20.0	85.4	31.0	64.7	42.6	78.3	32.8	76.1
d. Standing in the family								
Same	56.7	33.3	35.7	45.1	38.3	25.0	42.0	34.0
Decreased	10.0	22.9	21.4	15.7	27.7	13.3	21.0	17.0
Increased	20.0	43.8	35.7	39.2	34.0	60.0	31.1	48.4
e. Household decision-making								
Same	60.0	35.4	33.3	58.8	40.4	31.7	42.9	41.5
Decreased	10.0	8.3	26.2	2.0	21.3	8.3	20.2	6.3
Increased	20.0	56.3	33.3	37.3	38.3	55.0	31.9	49.7
f. Others								
Same	26.7	20.8	14.3	33.3	14.9	23.3	17.6	25.8
Decreased	3.3	0.0	0.0	0.0	2.1	3.3	1.7	1.3
Increased	3.3	16.7	9.5	23.5	17.0	6.7	10.9	15.1

	Faisalabad		*Sialkot*		*Karachi*		*Total*	
	Male	*Female*	*Male*	*Female*	*Male*	*Female*	*Male*	*Female*
a. Less freedom to girls								
Yes	66.7	64.6	71.4	90.2	57.4	70.0	64.7	74.8
No	33.3	35.4	23.8	9.8	38.3	30.0	31.9	25.2
b. Can you go alone to educational institutions?								
Yes	93.3	77.1	83.3	86.3	91.5	90.0	89.1	84.9
No	6.7	20.8	16.7	13.7	8.5	8.3	10.9	13.8
c. Can you go alone to workplace?								
Yes	66.7	83.3	42.9	88.2	53.2	95.0	52.9	89.3
No	33.3	16.7	57.1	11.8	46.8	3.3	47.1	10.1
d. Can you go alone to a bank?								
Yes	33.3	16.7	9.5	7.8	25.5	25.0	21.8	17.0
No	66.7	81.3	90.5	92.2	74.5	73.3	78.2	81.8
e. Can you go alone to cinema/restaurants?								
Yes	20.0	12.5	26.2	27.5	21.3	25.0	22.7	22.0
No	80.0	85.4	73.8	72.5	78.7	73.3	77.3	76.7
f. Can you go alone to the market?								
Yes	93.3	56.3	95.2	72.5	85.1	70.0	90.8	66.7
No	6.7	43.8	4.8	27.5	14.9	28.3	9.2	32.7
g. Can you go alone to parental home?								
Yes	60.0	25.0	90.5	54.9	95.7	61.7	84.9	48.4
No	36.7	66.7	9.5	37.3	4.3	33.3	14.3	44.7
h. Can you go alone to friends' home?								
Yes	63.3	45.8	54.8	64.7	70.2	75.0	63.0	62.9
No	36.7	52.1	42.9	35.3	27.7	23.3	35.3	35.8

	Faisalabad		*Sialkot*		*Karachi*		*Total*	
	Male	*Female*	*Male*	*Female*	*Male*	*Female*	*Male*	*Female*
Do you participate in household decision-making?								
Yes	73.3	89.6	88.1	84.3	87.2	86.7	84.0	86.8
No	23.3	10.4	11.9	15.7	10.6	13.3	14.3	13.2
In which area do you participate most?								
Provisioning for the family's daily needs	72.7	44.2	54.1	51.2	63.4	50.0	62.0	48.6
Education of children	40.2	23.3	43.2	34.9	43.9	46.2	43.0	35.0
Marriage of children	13.6	25.6	35.1	14.0	22.0	34.6	25.0	25.4
Buying and selling of assets	54.5	16.3	43.2	18.6	39.0	50.0	44.0	29.7
Buying and selling of jewellery	13.6	30.2	13.5	20.9	5.0	44.2	10.1	32.6
Work/employment related issues	40.9	27.9	43.2	25.6	35.0	23.1	39.4	25.4
Legal disputes	18.2	2.3	27.0	2.3	17.5	1.9	21.2	2.2
Major expenses	27.3	23.3	56.8	32.6	42.5	11.5	44.4	21.7
Any other	0.0	4.7	0.0	16.3	5.0	1.9	2.0	7.2
None	0.0	2.3	0.0	9.3	0.0	1.9	0.0	4.3
All the above	13.6	20.9	2.7	16.3	10.0	15.4	8.1	17.4
In which area is your decision final?								
Provisioning for the family's daily needs	18.2	9.3	2.7	27.9	19.5	32.7	13.0	23.9
Education of children	18.2	11.6	10.8	16.3	19.5	30.8	16.0	20.3
Marriage of children	—	9.3	5.4	9.3	4.9	19.2	4.0	13.0
Buying and selling of assets	18.2	2.3	5.4	4.7	9.8	25.0	10.0	11.6
Buying and selling of jewellery	0.0	7.0	0.0	14.0	2.5	28.8	1.0	17.4
Work/employment related issues	4.5	7.0	8.1	7.0	15.0	7.7	10.1	7.2
Legal disputes	4.5	0.0	0.0	2.3	2.5	3.8	2.0	2.2
Major expenses	18.2	7.0	13.5	9.3	27.5	7.7	20.2	8.0
Any other	9.1	7.0	—	2.3	2.5	3.8	3.0	4.3
None	54.5	48.8	67.6	46.5	40.0	26.9	53.5	39.9
All the above	9.1	14.0	—	9.3	5.0	13.5	4.1	12.3

	Product share in value of world merchandise exports (%)		
	1980	*1990*	*1997*
Agricultural products	15	12.2	10.9
Mining products	29*	14.3	11.3
Manufactures	55	70.6	74.0

trackinggen_276_la_0.jpg

Share in Asia's merchandise exports (%)			*Composition of Asia's merchandise exports (%)*		
	1990	*1997*		*1990*	*1997*
Bangladesh	—	0.2			
India	2.4	2.5	Agricultural products	9.7	8.2
Pakistan	0.8	0.6	Mining products	8.9	6.7
Philippines	1.1	1.8	Manufactures	79.1	82.9
Sri Lanka	—	0.3			
Japan	38.9	30.5			
China	8.4	13.3			
Republic of Korea	8.8	9.9			
Singapore	7.1	9.1			
Malaysia	4.0	5.7			
Thailand	3.1	4.2			
Indonesia	3.5	3.9			

trackinggen_277_la_0.jpg

	1990–91	*1991–92*	*1992–93*	*1993–94*	*1994–95*	*1995–96*	*1996–97*	*1997–98*	*1998–99*
Real GDP (%)	5.4	0.8	5.3	6.2	7.8	7.6	7.8	5.0	5.8
Industrial production (%)	8.2	0.6	2.3	6.0	8.4	12.8	5.6	6.6	3.5
Agricultural production (%)	—	–1.9	4.1	3.8	5.0	–2.7	9.1	-6.0	3.9
Rate of inflation (%)	—	—	7.0	10.8	10.4	4.4	6.9	5.3	4.0
Fiscal debt as % of GDP	7.7	5.4	5.2	6.9	5.6	4.9	4.7	5.5	5.1
External debt as % of GDP	—	37.7	36.6	33.1	30.0	26.3	23.8	23.8	—

trackinggen_285_la_0.jpg

NIC code	*Occupational division*	*No. of women ('000)*	*Total employment ('000)*	*Female intensity (%)*
0 & 1.	Professional, technical & related workers.	602.7	2659.9	22.7
2.	Administrative, executive & managerial workers.	10.6	319.5	3.3
3.	Clerical & related workers.	243.6	3036.8	8.0
4.	Sales workers.	2.8	36.8	7.6
5.	Service workers.	142.0	1161.4	12.2
6.	Farmers, fishermen, hunters & related workers.	15.2	244.5	6.2
7, 8 & 9.	Production & related workers, transport equipment operators & labourers.	95.2	2408.6	4.0
	All occupations.	1112.1	9867.5	11.3

trackinggen_295_la_0.jpg

No.	*Sector*	*Female*	*Male*
1	Agriculture	51.18	26.54
2	Manufacture	16.30	9.02
3	Capital goods	0.14	1.79
4	Construction	3.51	9.93
5	Infrastructure	2.15	11.04
6	Services	15.93	26.31
7	Public admn.	10.79	15.36
	Total	100.00	100.00

trackinggen_332_la_0.jpg

Sector	*Agriculture*	*Manufacture*	*Capital goods*	*Construction*	*Infrastructure*	*Services*	*Public admn.*	*Total*
Factor of Production	1	2	3	4	5	6	7	8
Casual Labour: Female	4.79	2.75	0.02	4.53	0.08	0.44	0.91	2.31
Casual Labour: Male	11.65	14.97	3.28	58.67	2.12	6.31	8.70	11.90
Regular Labour: Female	0.16	1.21	1.03	0.21	2.05	4.03	12.24	3.06
Regular Labour: Male	1.01	13.56	25.77	9.43	41.73	24.77	78.15	23.41
Own account worker (IF): Female	21.21	23.08	0.00	0.43	1.45	9.82	0.00	12.35
Own account worker (IF): Male	35.21	16.61	24.26	22.35	8.46	37.21	0.00	25.57
Employer (F): Female	7.31	1.65	0.70	0.00	0.00	2.40	0.00	3.10
Employer (F): Male	18.66	26.17	44.93	4.39	44.11	15.03	0.00	18.30
Total	100.00	100.00	100.00	100.00	100.00	100.00	100.00	100.00

trackinggen_336_la_0.jpg

	Rural Formal			*Urban Formal*			*Rural Informal*				*Urban Informal*			*Total*
Male	*Poor*	*Middle*	*Rich*	*Poor*	*Middle*	*Rich*	*Poor*	*Middle*	*Rich*	*Non-Agr*	*Poor*	*Middle*	*Rich*	**Total**
I Lab	16.51	1.68	0.17	19.91	7.22	1.48	17.65	3.81	2.03	20.85	4.16	3.06	0.00	15.97
F Lab	44.56	57.89	51.20	41.43	23.88	46.23	1.21	2.36	2.21	2.80	2.13	0.73	0.21	4.67
I Cap	24.20	31.01	29.56	1.66	11.36	12.43	32.97	36.28	30.65	40.77	42.56	12.31	0.00	34.91
F Cap	6.83	5.35	14.03	8.79	19.99	34.75	3.63	2.88	3.76	4.40	7.81	5.82	6.21	5.55
Unpaid Helper	6.62	3.03	5.04	25.08	32.73	4.08	40.97	52.77	52.59	28.44	34.68	66.27	79.33	35.57
Worker	98.73	98.96	100.00	96.88	95.19	98.96	96.43	98.10	91.24	97.25	91.33	88.18	85.75	96.66
Domestic workers	0.44	0.44	0.00	2.14	3.50	0.73	1.85	0.80	6.46	1.65	6.03	7.52	7.65	1.89
Other HH duties[@]	0.82	0.60	0.00	0.98	1.30	0.31	1.71	1.10	2.30	1.09	2.65	4.29	6.60	1.44
Total Members by Activity ('Mil)	2.58	1.14	0.50	17.42	11.49	16.28	121.81	14.67	2.38	34.34	5.31	0.91	0.13	228.96
(Per cent)	(100)	(100)	(100)	(100)	(100)	(100)	(100)	(100)	(100)	(100)	(100)	(100)	(100)	(100)

trackinggen_340_la_0.jpg

Year	*Manufacturing*	*Capital Goods*
1991–92	–3.20	6.67
1992–93	–9.23	–17.19
1993–94	–13.21	–41.51
1994–95	–16.59	22.58
1995–96	–1.56	–13.16
1996–97	3.48	18.18
1997–98	–11.54	5.13
1998–99	1.88	2.44
Cumulative	–49.96	–16.86

trackinggen_349_la_0.jpg

									Change in domestic consumption prices			
	Agr.	*Mfg.*	*Cap.*	*Cons.*	*Infra*	*Serv.*	*Pub.*	*T.Prod*	*Sim 1* (%)	*Sim 2* (%)	*Sim 3* (%)	
											P1	*P6*
	1	*2*	*3*	*4*	*5*	*6*	*7*	*8*	*9*	*10*	*11*	*12*
Agriculture	0.119	0.120	0.002	0.047	0.010	0.032	0.005	317061	–1.20	0.16	–0.94	–1.26
Manufacturing	0.049	0.316	0.247	0.318	0.133	0.047	0.041	376027	–5.88	–0.07	–6.07	–5.73
Capital Goods	0.005	0.014	0.173	0.004	0.045	0.007	0.011	40418	–56.78	–10.83	–80.54	–67.58
Construction	0.006	0.001	0.008	0.003	0.001	0.012	0.029	118773	18.32	3.45	25.71	15.90
Infrastructure	0.009	0.124	0.058	0.051	0.188	0.048	0.031	194503	–3.26	–0.27	–3.90	–3.20
Services	0.020	0.089	0.101	0.067	0.133	0.100	0.099	357745	–0.91	0.19	–0.58	–1.54
Pub. Admn	0.000	0.000	0.000	0.000	0.000	0.000	0.000	135967	0.00	0.00	0.00	0.00

trackinggen_350_la_0.jpg

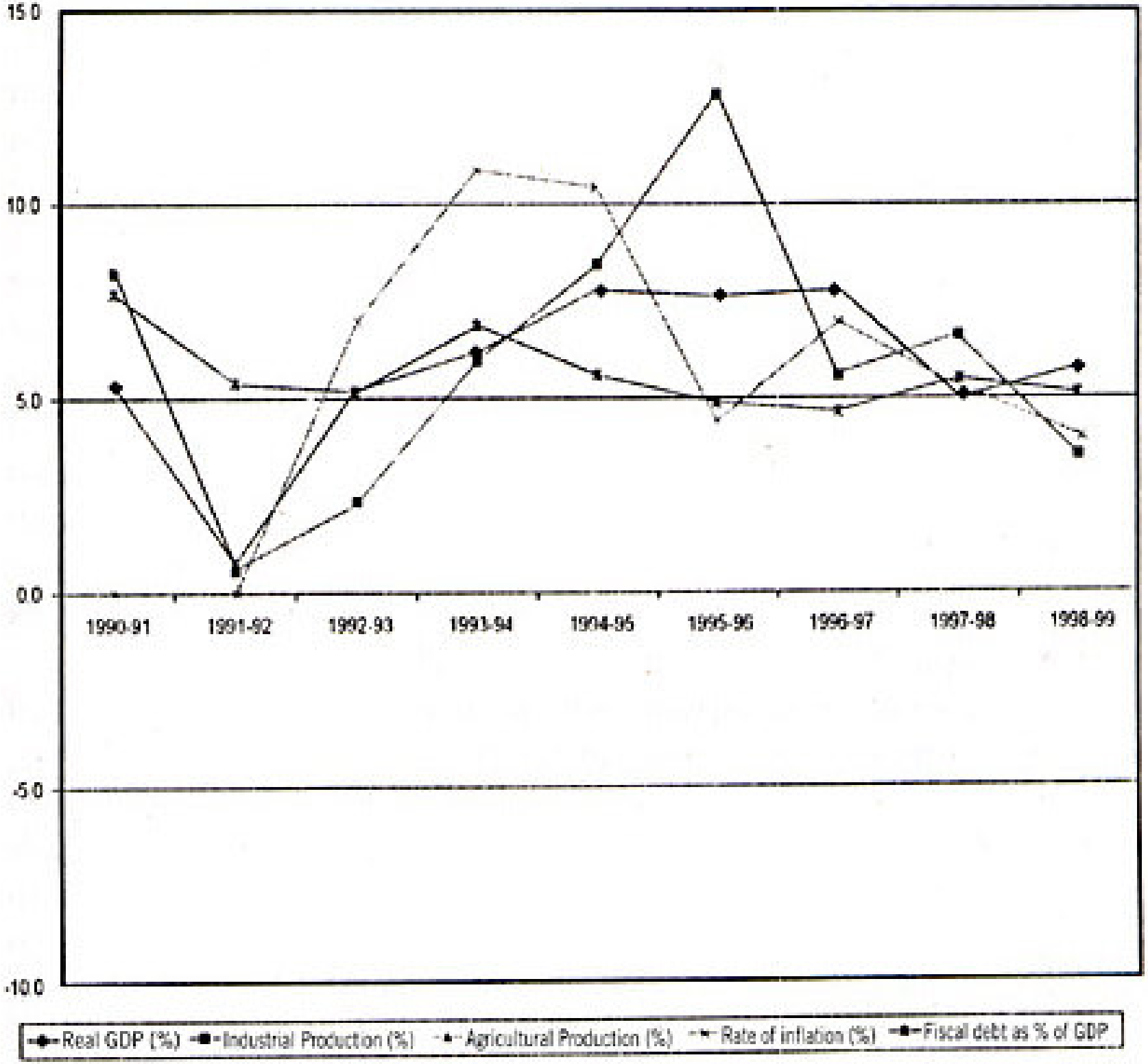
15.0
10.0
5.0
0.0
-5.0
-10.0
1990-91
1991-92
1992-93
1993-94
1994-95
1995-96
1996-97
1997-98
1998-99
Real GDP (%)
Industrial Production (%)
Agricultural Production (%)
Rate of inflation (%)
Fiscal debt as % of GDP

trench_garden.jpg


Trichogramma Wasp Release

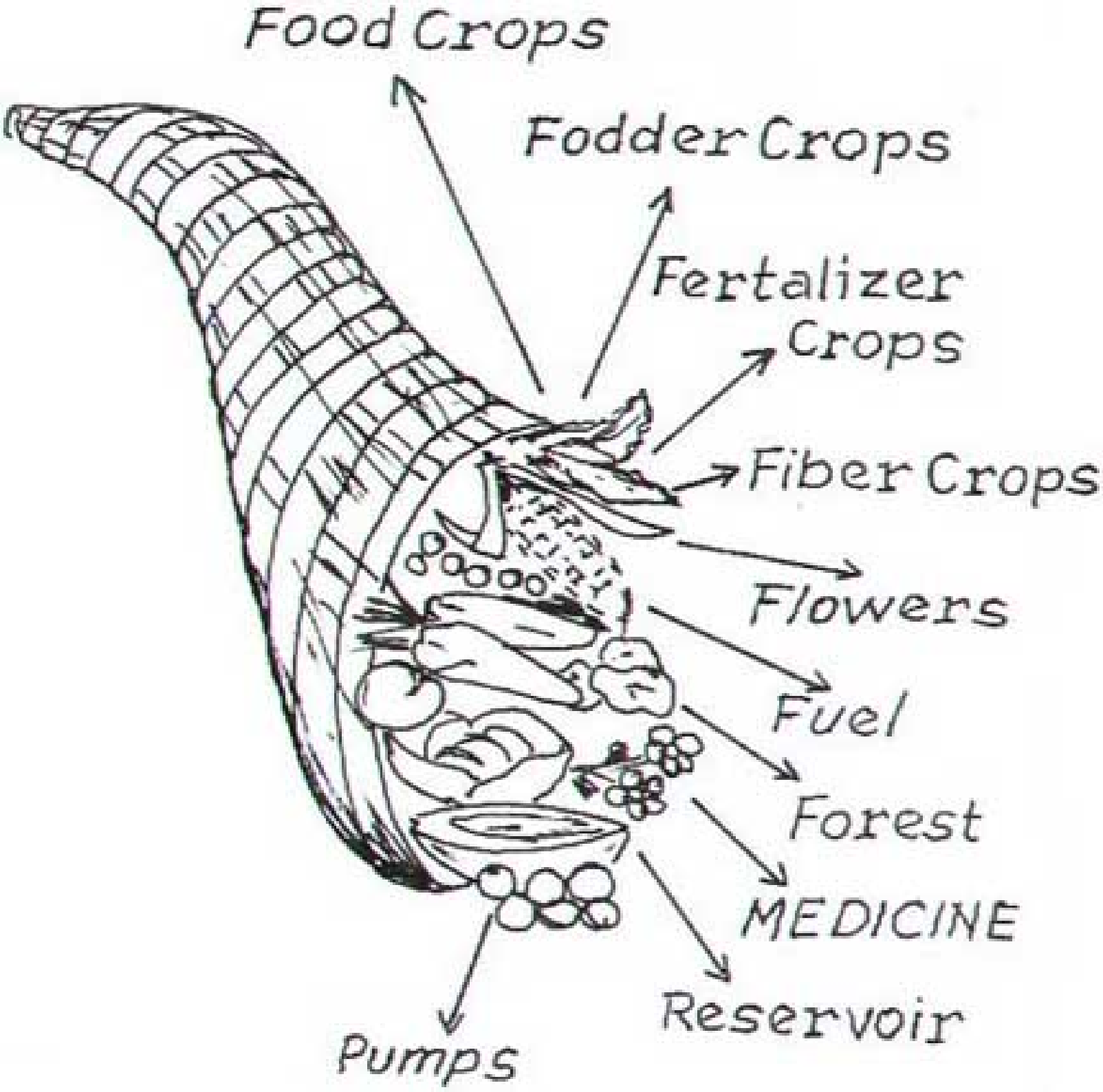
Food Crops
Fodder Crops
Fertalizer Crops
Fiber Crops
Flowers
Fuel
Forest
MEDICINE
Reservoir
Pumps

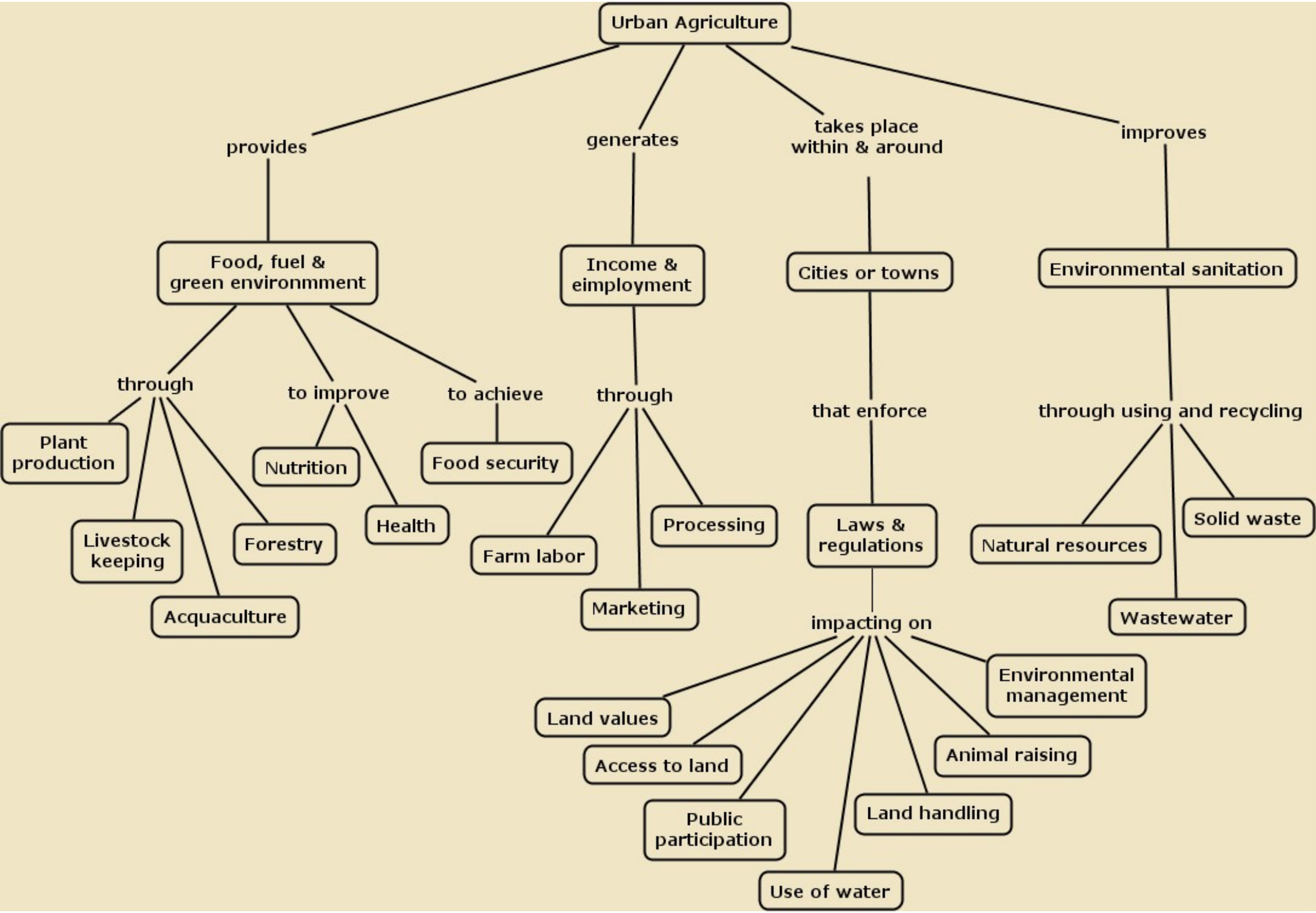
Urban Agriculture
provides
generates
takes place within & around
improves
Food, fuel & green environmment
Income & eimployment
Cities or towns
Environmental sanitation
through
to improve
to achieve
through
that enforce
through using and recycling
Plant production
Livestock keeping
Acquaculture
Forestry
Nutrition
Health
Food security
Farm labor
Marketing
Processing
Laws & regulations
Natural resources
Solid waste
Wastewater
impacting on
Land values
Access to land
Public participation
Use of water
Land handling
Animal raising
Environmental management


28°E
30°E
32°E
34°E
36°E
4°N
2°N
0°
2°S
4°S
6°S
African Republic
Sudan
Ethiop
Uganda
Kenya
Kampala
Kisumu
Congo, DRC
Rwanda
Burundi
Tanzania
City Represented in Training Course
Altitude
<500 m
500 - 1,000 m
1,000 - 2,000 m
2,000 - 3,000 m
3,000 - 4,000 m
>4,000 m

urban_bio_intensive_gardening.jpg

vol_indoor.jpg

vol_navbar_r1_c1.jpg

vol_navbar_r2_c1.jpg

vol_navbar_r2_c4.jpg

vol_navbar_r2_c4_f2.jpg

vol_navbar_r2_c4_f3.jpg

vol_navbar_r2_c4_f4.jpg

Specific
Opportunities

vol_navbar_r2_c6.jpg

vol_navbar_r2_c6_f2.jpg

vol_navbar_r2_c6_f3.jpg

vol_navbar_r2_c6_f4.jpg

vol_navbar_r2_c7.jpg

vol_navbar_r3_c2.jpg

vol_navbar_r3_c2_f2.jpg

vol_navbar_r3_c2_f3.jpg

vol_navbar_r3_c2_f4.jpg

Frequently Asked Questions

vol_navbar_r3_c8.jpg

Frequently Asked Questions

vol_navbar_r3_c8_f2.jpg

Frequently Asked Questions

vol_navbar_r3_c8_f3.jpg

Frequently Asked Questions

vol_navbar_r3_c8_f4.jpg

vol_navbar_r3_c9.jpg

vol_navbar_r4_c9.jpg

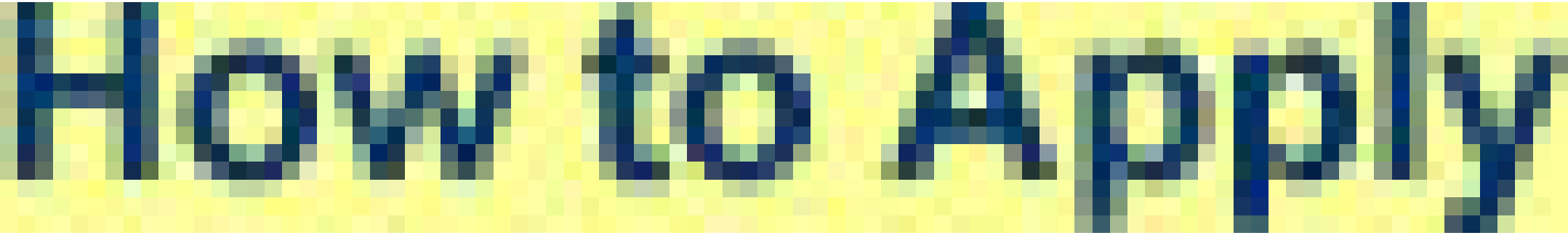

vol_navbar_r4_c10.jpg



vol_navbar_r4_c10_f2.jpg

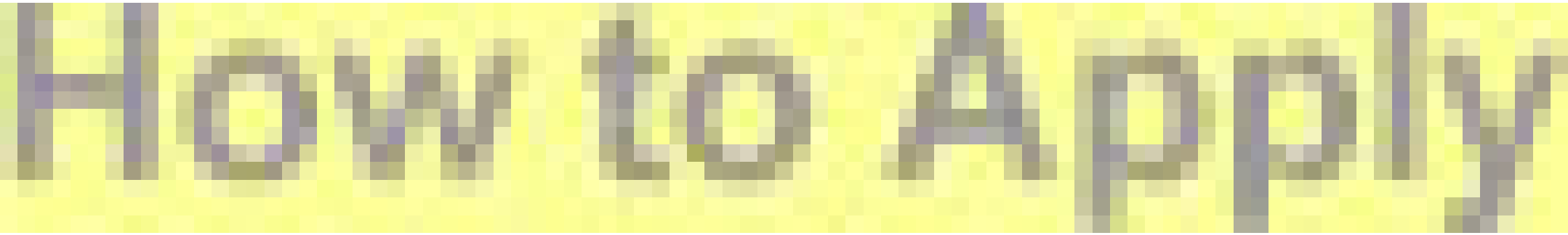

vol_navbar_r4_c10_f3.jpg



vol_navbar_r4_c10_f4.jpg

vol_navbar_r5_c10.jpg

vol_navbar_r6_c2.jpg

vol_navbar_r6_c4.jpg

vol_navbar_r6_c8.jpg

vol_navbar_r7_c6.jpg

vol_PR.jpg

wadimena_en.jpg

waste_collection_compost.jpg


LOW
DENSITY
PLASTICS


OCCOCEA
CARBACE.
CONTAINER


RICH COMPOST
FOR SALE
PER BAG
PER 10 BAGS
PER TON


Coca-Cola

wastewater_treatment_system.jpg

weblinks.jpg

web links

weblinks2.jpg

whatsNewAsiaConference.jpg

BBC Features ECHO

BBC

NEWS

whatsNewBBC.jpg

Register HERE for Conference 2009

ECHO
Agricultural
Conference

Networking to Improve Lives Through Agricult

whatsNewConference09.jpg

Day of Discovery

whatsNewDayofDiscovery.jpg

The ECHO Gift Catalog

whatsNewGiftCatalog.jpg

whatsNewGIG.jpg


Whiz-Q Stone
• LARGEST SELECTION IN THE METROPLEX OF •
FLAGSTONE • DECORATIVE GRAVEL • BOULDERS • SAND
SOIL • MULCH • ORGANIC COMPOST • POND SUPPLIES
4501 E. Loop 820 South, Fort Worth, TX 76119
ProPond
DEALER
(817) 429-0822
www.Whiz-Q.com

whiz1.jpg

Wildflower Soaps

Treat Yourself Better

~NATURALLY~

All Handmade Soaps - Pure Vegetable Oils

To find a retailer near you, visit www.wildflowersoaps.com

Buy on-line at www.dirtdoctor.com

wildflower.jpg

womensrights.jpg


Wonder Worm
WORM
MANURE PLUS

Conservation agriculture

Case studies in Latin America and Africa

FAO SOILS BULLETIN

78

y1730e01.jpg

y1730e02.jpg

y1730e03.jpg

y1730e05.jpg

y1730e07.jpg

y1730e09.jpg



y1730e13.jpg

y1730e14_1.jpg

y1730e14_2.jpg

y1730e15.jpg

y1730e16.jpg

y1730e19.jpg

y1730e20.jpg

y1730e22.jpg

y1730e23.jpg

y1730e24.jpg

y1730e25.jpg