

UNIVERSITY OF CAMBRIDGE INTERNATIONAL EXAMINATIONS
International General Certificate of Secondary Education

CHEMISTRY

0620/01

Paper 1 Multiple Choice

May/June 2004

45 minutes

Additional Materials: Multiple Choice Answer Sheet
Soft clean eraser
Soft pencil (type B or HB is recommended)

READ THESE INSTRUCTIONS FIRST

Write in soft pencil.

Do not use staples, paper clips, highlighters, glue or correction fluid.

Write your name, Centre number and candidate number on the answer sheet in the spaces provided unless this has been done for you.

There are **forty** questions on this paper. Answer **all** questions.

For each question there are four possible answers **A, B, C, and D**. Choose the **one** you consider correct and record your choice in **soft pencil** on the separate answer sheet.

Read the instructions on the answer sheet very carefully.

Each correct answer will score one mark. A mark will not be deducted for a wrong answer.

Any rough working should be done in this booklet.

A copy of the Periodic Table is printed on page 16.

You may use a calculator.

This document consists of **16** printed pages.



- 1 Some students are asked to describe differences between gases and liquids.

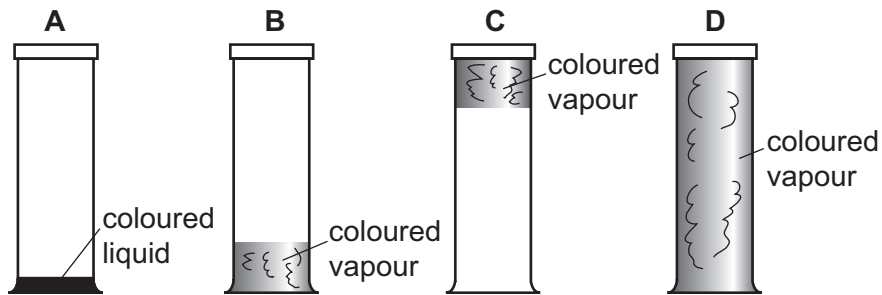
Three of their suggestions are:

1	gas molecules are further apart;
2	gas molecules are smaller;
3	liquid molecules vibrate around fixed positions.

Which suggestions are correct?

- A 1 only B 2 only C 3 only D 1, 2 and 3
- 2 A coloured liquid vaporises easily at room temperature. Some of the liquid is placed at the bottom of a sealed gas jar.

Which diagram shows the appearance of the jar after several hours?



- 3 Measurements are made on some pure water.

its boiling point, b.p.

its freezing point, f.p.

its pH

Sodium chloride is now dissolved in the water and the measurements repeated.

Which measured values change?

	b.p.	f.p.	pH
A	✓	✓	✓
B	✓	✓	x
C	x	x	✓
D	x	x	x

- 4 The diagram shows a chromatogram obtained from three sweets, X, Y and Z.

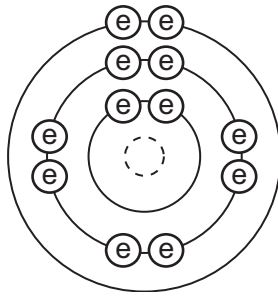
● yellow ● red	● red ● yellow	● red ● yellow ● red
sweet X	sweet Y	sweet Z

How many different red dyes are present in the sweets?

- A** 1 **B** 2 **C** 3 **D** 4
- 5 Which properties does a Group VI element have?

	forms covalent bonds	forms ionic bonds	conducts electricity when solid
A	✓	✓	✓
B	x	✓	✓
C	✓	✓	x
D	✓	x	x

6 The electronic structure of an element is shown.



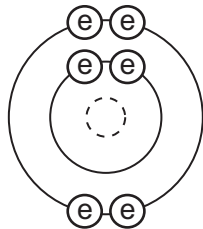
key

⊙ electron

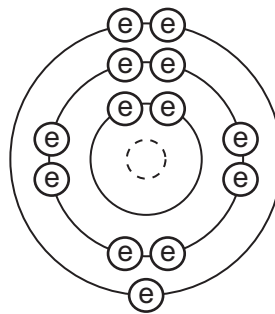
⊖ nucleus

Which diagram shows the electronic structure of another element in the same group in the Periodic Table?

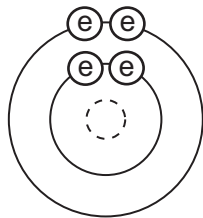
A



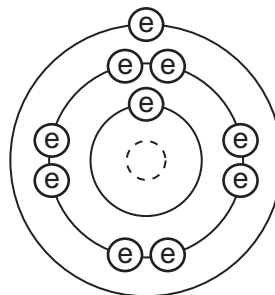
B



C



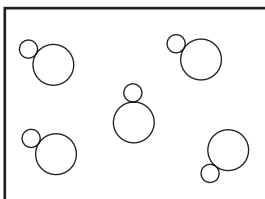
D



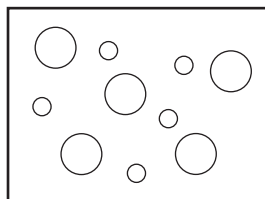
7 In the diagrams, circles of different sizes represent atoms of different elements.

Which diagram can represent hydrogen chloride gas?

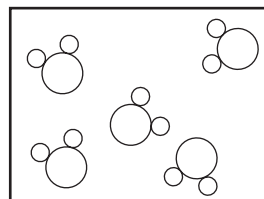
A



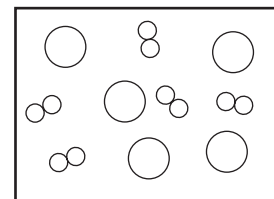
B



C



D



- 8 How many electrons are shared between the atoms in a molecule of methane, CH₄, and in a molecule of water, H₂O?

	methane	water
A	4	2
B	4	4
C	8	2
D	8	4

- 9 The oxide Pb₃O₄ reacts with dilute nitric acid to form lead(II) nitrate, lead(IV) oxide and another product.

What is the equation for this reaction?

- A** $\text{Pb}_3\text{O}_4 + 4\text{HNO}_3 \rightarrow 2\text{Pb}(\text{NO}_3)_2 + \text{PbO}_2 + 2\text{H}_2\text{O}$
- B** $\text{Pb}_3\text{O}_4 + 2\text{HNO}_3 \rightarrow 2\text{PbNO}_3 + \text{PbO}_4 + \text{H}_2$
- C** $\text{Pb}_3\text{O}_4 + 4\text{HNO}_3 \rightarrow \text{Pb}(\text{NO}_3)_4 + 2\text{PbO} + 2\text{H}_2\text{O}$
- D** $2\text{Pb}_3\text{O}_4 + 2\text{HNO}_3 \rightarrow 2\text{Pb}_2\text{NO}_3 + 2\text{PbO}_2 + \text{H}_2$

- 10 The compound ethyl mercaptan, C₂H₅SH, has a very unpleasant smell.

What is its relative molecular mass?

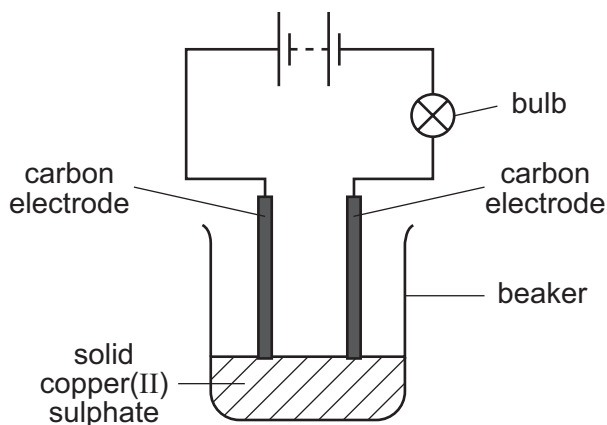
- A** 34 **B** 50 **C** 61 **D** 62

- 11 The proton number of helium is 2.

What information does this give about helium?

- A** Its atom has two electrons.
- B** Its atom is twice as heavy as a hydrogen atom.
- C** It is a Group II element.
- D** Its molecule has two atoms.

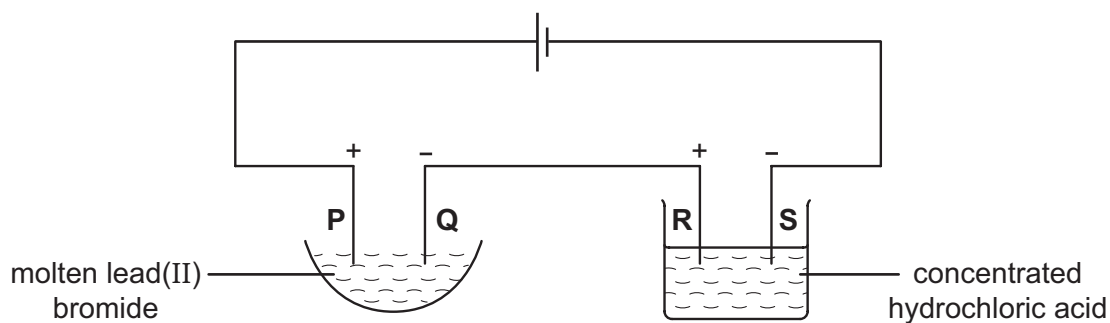
12 In the circuit shown the bulb does not light.



Which change would cause the bulb to light?

- A add more solid copper(II) sulphate to the beaker
- B add water to dissolve the copper(II) sulphate
- C replace the carbon electrodes with copper electrodes
- D reverse the connections to the electrodes

13 The following electrolysis circuit is set up, using inert electrodes **P**, **Q**, **R** and **S**.



At which of the electrodes is a Group VII element produced?

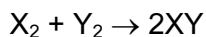
- A P only
- B P and R
- C Q only
- D Q and S

14 When it is used as a fuel, hydrogen combines with substance **X**.

What is **X**?

- A carbon
- B methane
- C nitrogen
- D oxygen

- 15 The table compares the strengths of the bonds for reactions of the type below.



Which reaction is most exothermic?

	bonds in X_2	bonds in Y_2	bonds in XY
A	strong	strong	strong
B	strong	strong	weak
C	weak	weak	strong
D	weak	weak	weak

- 16 In an experiment, copper(II) oxide is changed to copper by a gas **X**.

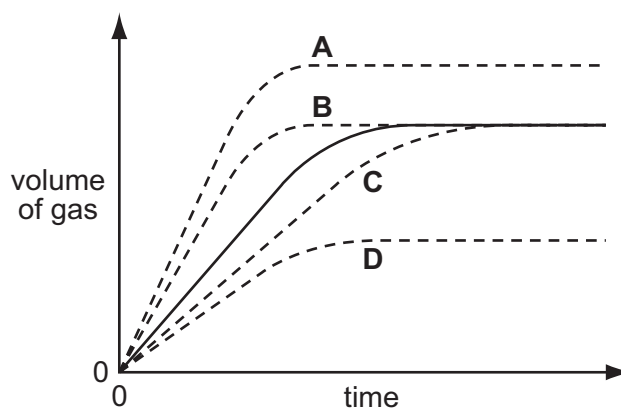
What happens to the copper(II) oxide and what is **X**?

	copper(II) oxide	gas X
A	oxidised	carbon dioxide
B	oxidised	carbon monoxide
C	reduced	carbon dioxide
D	reduced	carbon monoxide

- 17 In an experiment, a 2g lump of zinc and 2g of powdered zinc are added separately to equal volumes of dilute sulphuric acid.

The solid line on the graph shows the volume of gas given off when the 2g lump is used.

Which dotted line is obtained when the zinc is powdered?



18 Which process is endothermic?

- A adding water to anhydrous copper(II) sulphate
- B burning magnesium to make the oxide
- C heating water to make steam
- D neutralising acidic industrial waste

19 An aqueous solution contains either aluminium sulphate or zinc sulphate.

Which aqueous reagent can be used to confirm which salt is present?

- A ammonia
- B barium chloride
- C sodium hydroxide
- D sulphuric acid



20 Compound **X**

- does not dissolve in water,
- does not react with water,
- is used to control soil acidity.

What is **X**?

- A calcium carbonate
- B calcium chloride
- C calcium hydroxide
- D calcium oxide

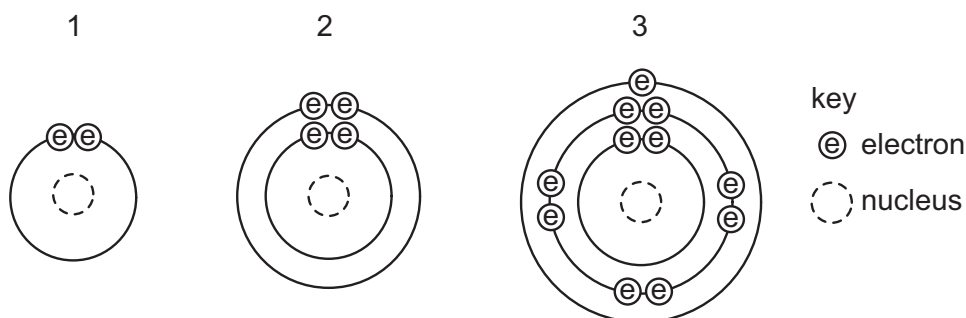
21 Aqueous sodium hydroxide is added to two different solutions with the results shown.

green precipitate formed

X

light blue precipitate formed

Which cation is present in **X** and in **Y**?

	X	Y
A	ammonium	iron(II)
B	copper(II)	ammonium
C	iron(II)	copper(II)
D	iron(II)	ammonium

22 The diagrams show the arrangement of electrons in three different atoms.



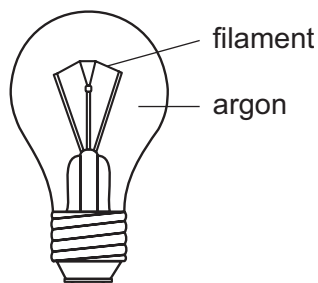
Which atoms are metals?

- A** 1 and 2 only **B** 1 and 3 only **C** 2 and 3 only **D** 1, 2 and 3

23 Which property do all metals have?

- A** They are hard.
B They conduct electricity.
C They form acidic oxides.
D They react with water.

24 The diagram shows a light bulb.



Why is argon used instead of air in the light bulb?

- A** Argon is a good conductor of electricity.
B Argon is more reactive than air.
C The filament glows more brightly.
D The filament lasts for a longer time.

25 Which element is likely to be a transition metal?

	melting point in °C	density in g/cm ³	colour of oxide
A	98	1.0	white
B	328	11.3	yellow
C	651	1.7	white
D	1240	7.4	black

26 Three metals are extracted as shown in the table.

metal	method of extraction
X	electrolyse molten metal oxide
Y	heat metal oxide with carbon
Z	occurs naturally as the metal

What is the order of reactivity of the metals?

	most reactive	—————→	least reactive
A	X	Y	Z
B	X	Z	Y
C	Y	Z	X
D	Z	X	Y

27 Haematite is reduced to iron in the blast furnace.



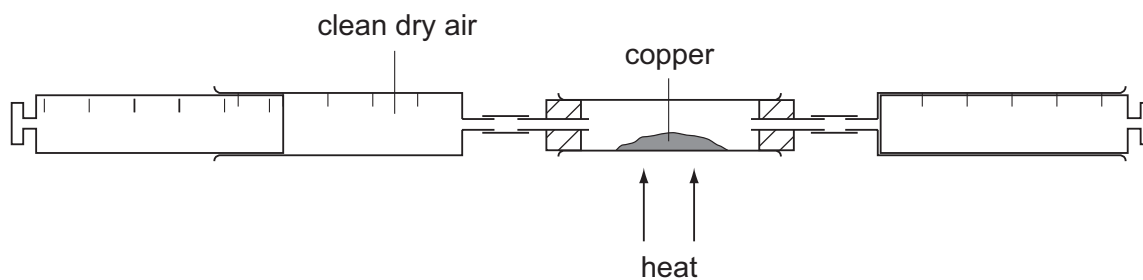
What is **X**?

- A** carbon
- B** carbon dioxide
- C** hydrogen
- D** oxygen

28 Which object is **least** likely to contain aluminium?

- A** a bicycle frame
- B** a hammer
- C** a saucepan
- D** an aeroplane body

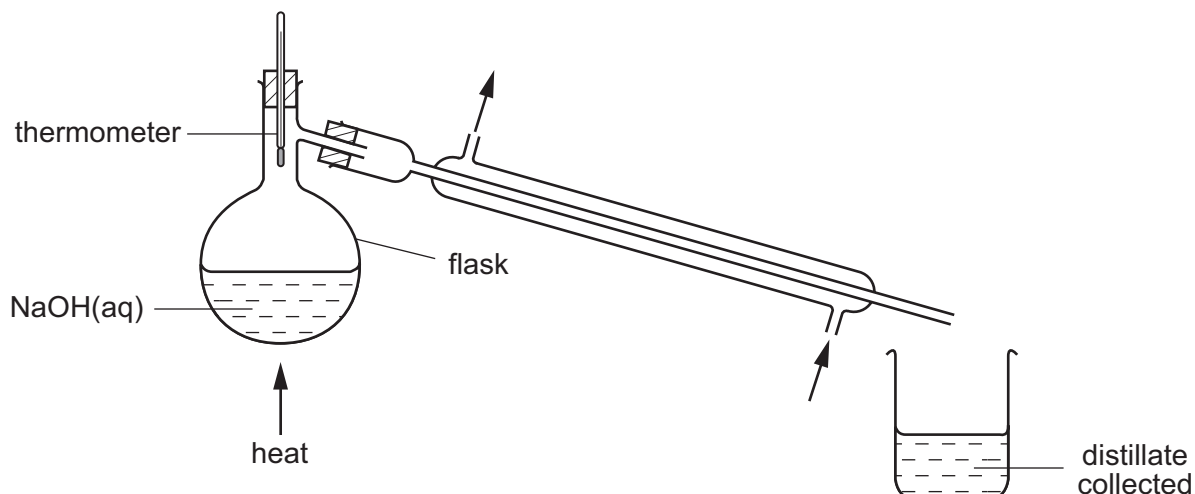
- 29 A sample of clean, dry air is passed over hot copper until **all** the oxygen in the air reacts with the copper.



The volume of air decreases by 30 cm^3 .

What was the starting volume of the sample of air?

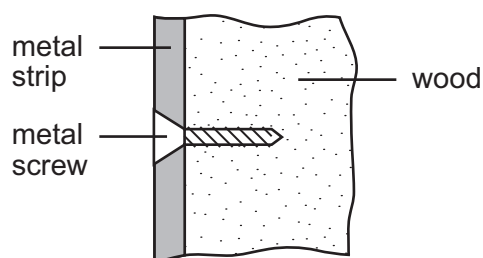
- A 60 cm^3 B 100 cm^3 C 150 cm^3 D 300 cm^3
- 30 The pH of some aqueous sodium hydroxide is measured. The solution is then distilled as shown.



How do the pH values of the distillate and of the solution left in the flask compare with the original?

	pH of the distillate	pH of the solution left in the flask
A	higher	higher
B	higher	lower
C	lower	higher
D	lower	lower

- 31 Which two gases produced from the burning of petrol in motor vehicles contribute to the formation of acid rain?
- A** carbon dioxide and carbon monoxide
B carbon monoxide and sulphur dioxide
C carbon monoxide and nitrogen dioxide
D nitrogen dioxide and sulphur dioxide
- 32 An old railway carriage is being restored. Metal strips are secured on to the outside of the wooden carriage by means of screws. After a few weeks open to the wind and rain, the screws are heavily corroded but the metal strips are not.

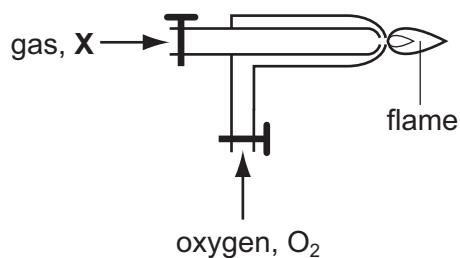


Aluminium is more reactive than both steel and copper.

Which two metals would give this result?

	screws	strips
A	aluminium	steel
B	copper	aluminium
C	copper	steel
D	steel	aluminium

- 33 The diagram shows how oxygen is used in welding.



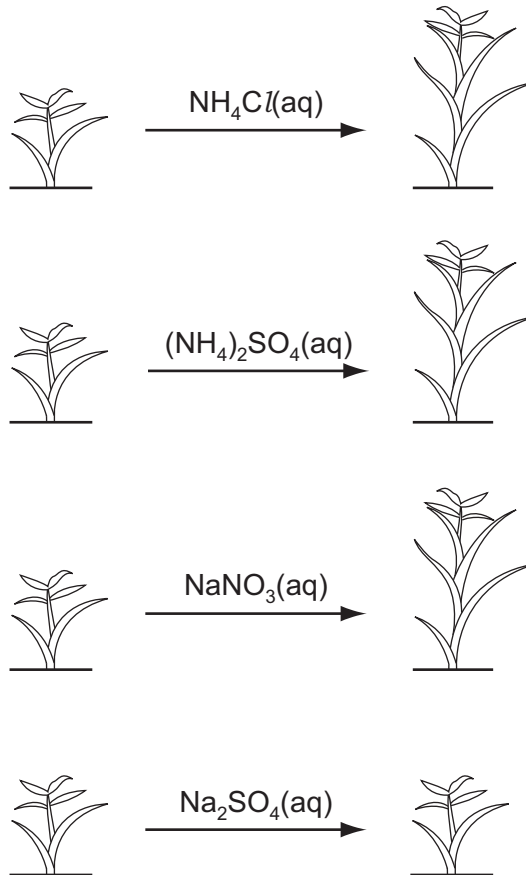
What is gas **X**?

- A** acetylene
B argon
C neon
D nitrogen

34 The diagrams show the growth of four plants.

before treatment

after treatment



Which element is acting as a fertiliser?

A Cl

B N

C Na

D S

35 Gas is released in all of the examples below.




acid rain on a limestone statue



a candle burning



a dog panting



fermenting grapes

Which gas do they **all** produce?

- A carbon dioxide
- B hydrogen
- C methane
- D oxygen

36 What is formed when calcium carbonate is heated?

- A calcium and carbon
- B calcium and carbon dioxide
- C calcium oxide and carbon
- D calcium oxide and carbon dioxide

37 Which compound contains three elements?

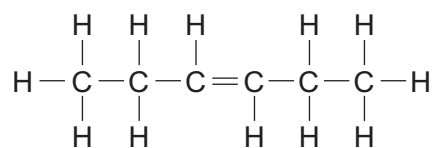
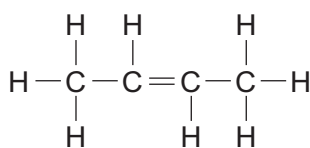
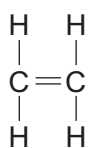
- A ethanol
- B ethene
- C methane
- D poly(ethene)

38 Four fractions obtained from crude oil (petroleum) are listed below.

Which fraction is paired with a correct use?

	fraction	use
A	bitumen	making waxes
B	diesel	fuel for aircraft
C	lubricating	making roads
D	paraffin	fuel for oil stoves

39 The structures of three compounds are shown.



Why do these substances all belong to the same homologous series?

- A** They all contain an even number of carbon atoms.
- B** They all contain the same functional group.
- C** They are all hydrocarbons.
- D** They are all saturated.

40 The table shows some suggested reactions involving ethanol.

Which suggestions about the reactants and products are correct?

reaction	reactants	products
A	ethanol and oxygen	carbon dioxide and water
B	ethene and steam	ethanol and hydrogen
C	glucose and oxygen	ethanol and carbon dioxide
D	glucose and water	ethanol and oxygen

DATA SHEET
The Periodic Table of the Elements

		Group																																																																																													
		I	II		III	IV	V	VI	VII	0																																																																																					
		<table border="1" style="width: 100%; border-collapse: collapse; text-align: center;"> <tr> <td style="width: 5%;"></td> <td style="width: 5%;"></td> <td style="width: 10%;">1</td> <td colspan="9"></td> </tr> <tr> <td></td> <td></td> <td>H</td> <td colspan="9"></td> </tr> <tr> <td></td> <td></td> <td>Hydrogen</td> <td colspan="9"></td> </tr> <tr> <td></td> <td></td> <td>1</td> <td colspan="9"></td> </tr> </table>												1												H												Hydrogen												1																																													
		1																																																																																													
		H																																																																																													
		Hydrogen																																																																																													
		1																																																																																													
		<table border="1" style="width: 100%; border-collapse: collapse; text-align: center;"> <tr> <td style="width: 5%;"></td> <td style="width: 5%;"></td> <td style="width: 10%;">9</td> <td style="width: 10%;">24</td> <td style="width: 10%;">40</td> <td style="width: 10%;">45</td> <td style="width: 10%;">48</td> <td style="width: 10%;">51</td> <td style="width: 10%;">52</td> <td style="width: 10%;">55</td> <td style="width: 10%;">56</td> <td style="width: 10%;">59</td> <td style="width: 10%;">64</td> <td style="width: 10%;">65</td> <td style="width: 10%;">70</td> <td style="width: 10%;">73</td> <td style="width: 10%;">75</td> <td style="width: 10%;">79</td> <td style="width: 10%;">80</td> <td style="width: 10%;">84</td> </tr> <tr> <td></td> <td></td> <td>Be</td> <td>Mg</td> <td>Ca</td> <td>Sc</td> <td>Ti</td> <td>V</td> <td>Cr</td> <td>Mn</td> <td>Fe</td> <td>Co</td> <td>Ni</td> <td>Cu</td> <td>Zn</td> <td>Ga</td> <td>Ge</td> <td>As</td> <td>Se</td> <td>Br</td> <td>Kr</td> </tr> <tr> <td></td> <td></td> <td>Beryllium</td> <td>Magnesium</td> <td>Calcium</td> <td>Scandium</td> <td>Titanium</td> <td>Vanadium</td> <td>Chromium</td> <td>Manganese</td> <td>Iron</td> <td>Cobalt</td> <td>Nickel</td> <td>Copper</td> <td>Zinc</td> <td>Gallium</td> <td>Germanium</td> <td>Arsenic</td> <td>Selenium</td> <td>Bromine</td> <td>Krypton</td> </tr> <tr> <td></td> <td></td> <td>4</td> <td>12</td> <td>20</td> <td>21</td> <td>22</td> <td>23</td> <td>24</td> <td>25</td> <td>26</td> <td>27</td> <td>28</td> <td>29</td> <td>30</td> <td>31</td> <td>32</td> <td>33</td> <td>34</td> <td>35</td> <td>36</td> </tr> </table>												9	24	40	45	48	51	52	55	56	59	64	65	70	73	75	79	80	84			Be	Mg	Ca	Sc	Ti	V	Cr	Mn	Fe	Co	Ni	Cu	Zn	Ga	Ge	As	Se	Br	Kr			Beryllium	Magnesium	Calcium	Scandium	Titanium	Vanadium	Chromium	Manganese	Iron	Cobalt	Nickel	Copper	Zinc	Gallium	Germanium	Arsenic	Selenium	Bromine	Krypton			4	12	20	21	22	23	24	25	26	27	28	29	30	31	32	33	34	35	36	
		9	24	40	45	48	51	52	55	56	59	64	65	70	73	75	79	80	84																																																																												
		Be	Mg	Ca	Sc	Ti	V	Cr	Mn	Fe	Co	Ni	Cu	Zn	Ga	Ge	As	Se	Br	Kr																																																																											
		Beryllium	Magnesium	Calcium	Scandium	Titanium	Vanadium	Chromium	Manganese	Iron	Cobalt	Nickel	Copper	Zinc	Gallium	Germanium	Arsenic	Selenium	Bromine	Krypton																																																																											
		4	12	20	21	22	23	24	25	26	27	28	29	30	31	32	33	34	35	36																																																																											
		<table border="1" style="width: 100%; border-collapse: collapse; text-align: center;"> <tr> <td style="width: 5%;"></td> <td style="width: 5%;"></td> <td style="width: 10%;">7</td> <td style="width: 10%;">23</td> <td style="width: 10%;">39</td> <td style="width: 10%;">45</td> <td style="width: 10%;">48</td> <td style="width: 10%;">51</td> <td style="width: 10%;">52</td> <td style="width: 10%;">55</td> <td style="width: 10%;">56</td> <td style="width: 10%;">59</td> <td style="width: 10%;">64</td> <td style="width: 10%;">65</td> <td style="width: 10%;">70</td> <td style="width: 10%;">73</td> <td style="width: 10%;">75</td> <td style="width: 10%;">79</td> <td style="width: 10%;">80</td> <td style="width: 10%;">84</td> </tr> <tr> <td></td> <td></td> <td>Li</td> <td>Na</td> <td>K</td> <td>Ca</td> <td>Ti</td> <td>V</td> <td>Cr</td> <td>Mn</td> <td>Fe</td> <td>Co</td> <td>Ni</td> <td>Cu</td> <td>Zn</td> <td>Ga</td> <td>Ge</td> <td>As</td> <td>Se</td> <td>Br</td> <td>Kr</td> </tr> <tr> <td></td> <td></td> <td>Lithium</td> <td>Sodium</td> <td>Potassium</td> <td>Calcium</td> <td>Titanium</td> <td>Vanadium</td> <td>Chromium</td> <td>Manganese</td> <td>Iron</td> <td>Cobalt</td> <td>Nickel</td> <td>Copper</td> <td>Zinc</td> <td>Gallium</td> <td>Germanium</td> <td>Arsenic</td> <td>Selenium</td> <td>Bromine</td> <td>Krypton</td> </tr> <tr> <td></td> <td></td> <td>3</td> <td>11</td> <td>19</td> <td>20</td> <td>22</td> <td>23</td> <td>24</td> <td>25</td> <td>26</td> <td>27</td> <td>28</td> <td>29</td> <td>30</td> <td>31</td> <td>32</td> <td>33</td> <td>34</td> <td>35</td> <td>36</td> </tr> </table>												7	23	39	45	48	51	52	55	56	59	64	65	70	73	75	79	80	84			Li	Na	K	Ca	Ti	V	Cr	Mn	Fe	Co	Ni	Cu	Zn	Ga	Ge	As	Se	Br	Kr			Lithium	Sodium	Potassium	Calcium	Titanium	Vanadium	Chromium	Manganese	Iron	Cobalt	Nickel	Copper	Zinc	Gallium	Germanium	Arsenic	Selenium	Bromine	Krypton			3	11	19	20	22	23	24	25	26	27	28	29	30	31	32	33	34	35	36	
		7	23	39	45	48	51	52	55	56	59	64	65	70	73	75	79	80	84																																																																												
		Li	Na	K	Ca	Ti	V	Cr	Mn	Fe	Co	Ni	Cu	Zn	Ga	Ge	As	Se	Br	Kr																																																																											
		Lithium	Sodium	Potassium	Calcium	Titanium	Vanadium	Chromium	Manganese	Iron	Cobalt	Nickel	Copper	Zinc	Gallium	Germanium	Arsenic	Selenium	Bromine	Krypton																																																																											
		3	11	19	20	22	23	24	25	26	27	28	29	30	31	32	33	34	35	36																																																																											
		<table border="1" style="width: 100%; border-collapse: collapse; text-align: center;"> <tr> <td style="width: 5%;"></td> <td style="width: 5%;"></td> <td style="width: 10%;">85</td> <td style="width: 10%;">137</td> <td style="width: 10%;">178</td> <td style="width: 10%;">181</td> <td style="width: 10%;">184</td> <td style="width: 10%;">190</td> <td style="width: 10%;">192</td> <td style="width: 10%;">195</td> <td style="width: 10%;">197</td> <td style="width: 10%;">201</td> <td style="width: 10%;">204</td> <td style="width: 10%;">207</td> <td style="width: 10%;">209</td> <td style="width: 10%;">212</td> <td style="width: 10%;">216</td> <td style="width: 10%;">222</td> <td style="width: 10%;">226</td> <td style="width: 10%;">227</td> <td style="width: 10%;">227</td> </tr> <tr> <td></td> <td></td> <td>Rb</td> <td>Sr</td> <td>Zr</td> <td>Nb</td> <td>Mo</td> <td>Tc</td> <td>Rh</td> <td>Pd</td> <td>Ag</td> <td>Cd</td> <td>In</td> <td>Sn</td> <td>Sb</td> <td>Te</td> <td>I</td> <td>Xe</td> <td>Rn</td> <td>Ra</td> <td>Ac</td> </tr> <tr> <td></td> <td></td> <td>Rubidium</td> <td>Strontium</td> <td>Zirconium</td> <td>Niobium</td> <td>Molybdenum</td> <td>Technetium</td> <td>Rhodium</td> <td>Palladium</td> <td>Silver</td> <td>Cadmium</td> <td>Indium</td> <td>Tin</td> <td>Antimony</td> <td>Tellurium</td> <td>Iodine</td> <td>Xenon</td> <td>Radon</td> <td>Radium</td> <td>Actinium</td> </tr> <tr> <td></td> <td></td> <td>37</td> <td>38</td> <td>40</td> <td>41</td> <td>42</td> <td>43</td> <td>45</td> <td>46</td> <td>47</td> <td>48</td> <td>49</td> <td>50</td> <td>51</td> <td>52</td> <td>53</td> <td>54</td> <td>86</td> <td>88</td> <td>89</td> </tr> </table>												85	137	178	181	184	190	192	195	197	201	204	207	209	212	216	222	226	227	227			Rb	Sr	Zr	Nb	Mo	Tc	Rh	Pd	Ag	Cd	In	Sn	Sb	Te	I	Xe	Rn	Ra	Ac			Rubidium	Strontium	Zirconium	Niobium	Molybdenum	Technetium	Rhodium	Palladium	Silver	Cadmium	Indium	Tin	Antimony	Tellurium	Iodine	Xenon	Radon	Radium	Actinium			37	38	40	41	42	43	45	46	47	48	49	50	51	52	53	54	86	88	89
		85	137	178	181	184	190	192	195	197	201	204	207	209	212	216	222	226	227	227																																																																											
		Rb	Sr	Zr	Nb	Mo	Tc	Rh	Pd	Ag	Cd	In	Sn	Sb	Te	I	Xe	Rn	Ra	Ac																																																																											
		Rubidium	Strontium	Zirconium	Niobium	Molybdenum	Technetium	Rhodium	Palladium	Silver	Cadmium	Indium	Tin	Antimony	Tellurium	Iodine	Xenon	Radon	Radium	Actinium																																																																											
		37	38	40	41	42	43	45	46	47	48	49	50	51	52	53	54	86	88	89																																																																											
		<table border="1" style="width: 100%; border-collapse: collapse; text-align: center;"> <tr> <td style="width: 5%;"></td> <td style="width: 5%;"></td> <td style="width: 10%;">113</td> <td style="width: 10%;">140</td> <td style="width: 10%;">141</td> <td style="width: 10%;">144</td> <td style="width: 10%;">145</td> <td style="width: 10%;">150</td> <td style="width: 10%;">152</td> <td style="width: 10%;">157</td> <td style="width: 10%;">162</td> <td style="width: 10%;">167</td> <td style="width: 10%;">173</td> <td style="width: 10%;">175</td> </tr> <tr> <td></td> <td></td> <td>Cs</td> <td>Ce</td> <td>Pr</td> <td>Nd</td> <td>Pm</td> <td>Sm</td> <td>Eu</td> <td>Gd</td> <td>Dy</td> <td>Er</td> <td>Yb</td> <td>Lu</td> </tr> <tr> <td></td> <td></td> <td>Caesium</td> <td>Cerium</td> <td>Praseodymium</td> <td>Neodymium</td> <td>Promethium</td> <td>Samarium</td> <td>Europium</td> <td>Gadolinium</td> <td>Dysprosium</td> <td>Erbium</td> <td>Ytterbium</td> <td>Lutetium</td> </tr> <tr> <td></td> <td></td> <td>55</td> <td>58</td> <td>59</td> <td>60</td> <td>61</td> <td>62</td> <td>63</td> <td>64</td> <td>66</td> <td>68</td> <td>70</td> <td>71</td> </tr> </table>												113	140	141	144	145	150	152	157	162	167	173	175			Cs	Ce	Pr	Nd	Pm	Sm	Eu	Gd	Dy	Er	Yb	Lu			Caesium	Cerium	Praseodymium	Neodymium	Promethium	Samarium	Europium	Gadolinium	Dysprosium	Erbium	Ytterbium	Lutetium			55	58	59	60	61	62	63	64	66	68	70	71																												
		113	140	141	144	145	150	152	157	162	167	173	175																																																																																		
		Cs	Ce	Pr	Nd	Pm	Sm	Eu	Gd	Dy	Er	Yb	Lu																																																																																		
		Caesium	Cerium	Praseodymium	Neodymium	Promethium	Samarium	Europium	Gadolinium	Dysprosium	Erbium	Ytterbium	Lutetium																																																																																		
		55	58	59	60	61	62	63	64	66	68	70	71																																																																																		
		<table border="1" style="width: 100%; border-collapse: collapse; text-align: center;"> <tr> <td style="width: 5%;"></td> <td style="width: 5%;"></td> <td style="width: 10%;">232</td> <td style="width: 10%;">238</td> <td style="width: 10%;">238</td> <td style="width: 10%;">238</td> <td style="width: 10%;">238</td> <td style="width: 10%;">238</td> <td style="width: 10%;">238</td> <td style="width: 10%;">238</td> <td style="width: 10%;">238</td> <td style="width: 10%;">238</td> <td style="width: 10%;">238</td> <td style="width: 10%;">238</td> <td style="width: 10%;">238</td> <td style="width: 10%;">238</td> <td style="width: 10%;">238</td> <td style="width: 10%;">238</td> <td style="width: 10%;">238</td> <td style="width: 10%;">238</td> <td style="width: 10%;">238</td> </tr> <tr> <td></td> <td></td> <td>Th</td> <td>Pa</td> <td>U</td> <td>Np</td> <td>Pu</td> <td>Am</td> <td>Cm</td> <td>Bk</td> <td>Cf</td> <td>Es</td> <td>Fm</td> <td>Md</td> <td>No</td> <td>Lr</td> </tr> <tr> <td></td> <td></td> <td>Thorium</td> <td>Protactinium</td> <td>Uranium</td> <td>Neptunium</td> <td>Plutonium</td> <td>Americium</td> <td>Curium</td> <td>Berkelium</td> <td>Californium</td> <td>Einsteinium</td> <td>Fermium</td> <td>Mendelevium</td> <td>Nobelium</td> <td>Lawrencium</td> </tr> <tr> <td></td> <td></td> <td>90</td> <td>91</td> <td>92</td> <td>93</td> <td>94</td> <td>95</td> <td>96</td> <td>97</td> <td>98</td> <td>99</td> <td>100</td> <td>101</td> <td>102</td> <td>103</td> </tr> </table>												232	238	238	238	238	238	238	238	238	238	238	238	238	238	238	238	238	238	238			Th	Pa	U	Np	Pu	Am	Cm	Bk	Cf	Es	Fm	Md	No	Lr			Thorium	Protactinium	Uranium	Neptunium	Plutonium	Americium	Curium	Berkelium	Californium	Einsteinium	Fermium	Mendelevium	Nobelium	Lawrencium			90	91	92	93	94	95	96	97	98	99	100	101	102	103															
		232	238	238	238	238	238	238	238	238	238	238	238	238	238	238	238	238	238	238																																																																											
		Th	Pa	U	Np	Pu	Am	Cm	Bk	Cf	Es	Fm	Md	No	Lr																																																																																
		Thorium	Protactinium	Uranium	Neptunium	Plutonium	Americium	Curium	Berkelium	Californium	Einsteinium	Fermium	Mendelevium	Nobelium	Lawrencium																																																																																
		90	91	92	93	94	95	96	97	98	99	100	101	102	103																																																																																

*58-71 Lanthanoid series
90-103 Actinoid series

Key

a	X	a = relative atomic mass	X = atomic symbol
b		b = proton (atomic) number	

The volume of one mole of any gas is 24 dm³ at room temperature and pressure (r.t.p.).