



IMS Web Programmer's Reference

Version 2.1.3

Note

Before using this information and the product it supports, be sure to read the information in “Notices” on page v.

Contents

Notices	v	Mapping transactions to classes	39
Trademarks	vii	Generating code	41
Chapter 1. Enabling IMS transactions on the Web	1	Security	43
Using IMS Web without Net.Data	1	Overview	43
Using IMS Web and Net.Data.	1	Password encryption.	43
Chapter 2. Executing IMS commands from a Web browser.	3	Tips	47
Chapter 3. Customizing generated code	5	General IMS Web application development	47
Customizing the input HTML form	5	Non-Web applications	48
How input HTML is generated	5	Chapter 7. IMS Web samples	51
How to modify the input HTML	6	Basic IMS Web example	51
Example of modified input HTML.	7	MFS source	51
Customizing output HTML	7	Generated files	54
How the CGI-BIN program or transaction DLL is generated	7	Modifying input HTML	55
How the output HTML is generated	8	Modifying output HTML	57
How to modify the output HTML	9	IMS Web Net.Data example	58
Example of modified output HTML	9	MFS source	58
Chapter 4. Using generated code in non-Web applications	11	Generated files	60
IMS Web transaction class hierarchy	11	Modifying input HTML	62
Non-Web application program overview	11	Modifying output HTML	63
Retrieving transaction output object attribute values	13	Appendix A. Generated files for basic IMS Web example.	65
Error handling	15	HTMivtcc.htm	65
Tips for non-Web applications.	16	CGlivtcc.cpp	66
Chapter 5. IMS Web classes	17	HTMParse.hpp.	70
IMS Web-supplied classes.	19	HTMParse.cpp.	71
HWSTranIn	19	HWSLPG00.hpp	73
HWSTranOut	21	HWSLPG00.cpp	75
HWSErrOut.	23	HWSLPG01.hpp	82
HWSLNode.	24	HWSLPG01.cpp	84
IMS Web-generated classes	25	HWSLPG02.hpp	93
LPageNameIn.	25	HWSLPG02.cpp	94
LPageNamejOut	26	HWSLPG03.hpp	101
HTMParse	26	HWSLPG03.cpp	103
Chapter 6. Developer's reference information	29	CGlivtcc.mak	112
Detailed product description	29	Appendix B. Generated files for IMS Web Net.Data example.	115
Reader comment form	29	HTMivtcc2.HTM, modified input HTML	115
MFS function	29	Modified genHTML method	116
		DTWivtcc.htm	123
		DTWivtcc.mac	124
		DTWivtcc.cpp, generated transaction program	132
		DTWivtcc.mak, generated make file.	139
		DTWivtcc2.mac	141
		Sample IMS transaction table output	149
		Readers' Comments — We'd Like to Hear from You	151

Notices

This information was developed for products and services offered in the U.S.A. IBM may not offer the products, services, or features discussed in this document in other countries. Consult your local IBM representative for information on the products and services currently available in your area. Any reference to an IBM product, program, or service is not intended to state or imply that only that IBM product, program, or service may be used. Any functionally equivalent product, program, or service that does not infringe any IBM intellectual property right may be used instead. However, it is the user's responsibility to evaluate and verify the operation of any non-IBM product, program, or service.

IBM may have patents or pending patent applications covering subject matter described in this document. The furnishing of this document does not give you any license to these patents. You can send license inquiries, in writing, to:

IBM Director of Licensing
IBM Corporation
North Castle Drive
Armonk, NY 10504-1785
U.S.A.

The following paragraph does not apply to the United Kingdom or any other country where such provisions are inconsistent with local law:

INTERNATIONAL BUSINESS MACHINES CORPORATION PROVIDES THIS PUBLICATION "AS IS" WITHOUT WARRANTY OF ANY KIND, EITHER EXPRESS OR IMPLIED, INCLUDING, BUT NOT LIMITED TO, THE IMPLIED WARRANTIES OF NON-INFRINGEMENT, MERCHANTABILITY OR FITNESS FOR A PARTICULAR PURPOSE. Some states do not allow disclaimer of express or implied warranties in certain transactions, therefore, this statement may not apply to you.

This information could include technical inaccuracies or typographical errors. Changes are periodically made to the information herein; these changes will be incorporated in new editions of the publication. IBM may make improvements and/or changes in the product(s) and/or the program(s) described in this publication at any time without notice.

Any references in this publication to non-IBM Web sites are provided for convenience only and do not in any manner serve as an endorsement of those Web sites. The materials at those Web sites are not part of the materials for this IBM product and use of those Web sites is at your own risk.

Licensees of this program who wish to have information about it for the purpose of enabling: (i) the exchange of information between independently created programs and other programs (including this one) and (ii) the mutual use of the information which has been exchanged, should contact:

IBM Corporation
J74/G4
555 Bailey Avenue
P.O. Box 49023
San Jose, CA 95161-9023
U.S.A.

Such information may be available, subject to appropriate terms and conditions, including, in some cases, payment of a fee.

The licensed program described in this information and all licensed material available for it are provided by IBM under terms of the IBM Customer Agreement, IBM International Program License Agreement, or any equivalent agreement between us.

Any performance data contained herein was determined in a controlled environment. Therefore, the results obtained in other operating environments may vary significantly. Some measurements may have been made on development-level systems and there is no guarantee that these measurements will be the same on generally available systems. Furthermore, some measurement may have been estimated through extrapolation. Actual results may vary. Users of this document should verify the applicable data for their specific environment.

Information concerning non-IBM products was obtained from the suppliers of those products, their published announcements, or other publicly available sources. IBM has not tested those products and cannot confirm the accuracy of performance, compatibility or any other claims related to non-IBM products. Questions on the capabilities of non-IBM products should be addressed to the suppliers of those products.

All statements regarding IBM's future direction or intent are subject to change or withdrawal without notice, and represent goals and objectives only.

COPYRIGHT LICENSE:

This information contains sample application programs in source language, which illustrates programming techniques on various operating platforms. You may copy, modify, and distribute these sample programs in any form without payment to IBM, for the purposes of developing, using, marketing, or distributing application programs conforming to the application programming interface for the operating platform for which the sample programs are written. These examples have not been thoroughly tested under all conditions. IBM, therefore, cannot guarantee or imply reliability, serviceability, or function of these programs.

Each copy or any portion of these sample programs or any derivative work, must include a copyright notice as follows:

© (your company name) (year). Portions of this code are derived from IBM Corp. Sample Programs. © Copyright IBM Corp. _enter the year or years_. All rights reserved.

If you are viewing this information softcopy, the photographs and color illustrations may not appear.

Trademarks

The following terms are trademarks of International Business Machines Corporation in the United States, or other countries, or both:

AIX	IBM
IMS	Net.Data
OS/2	OS/390
RACF	

Windows and Windows NT are registered trademarks of Microsoft Corporation.

Other company, product, and service names may be trademarks or service marks of others.

Chapter 1. Enabling IMS transactions on the Web

The following sections outline the development process that you follow to enable an IMS transaction to the Web, using IMS Web either with or without Net.Data.

Using IMS Web without Net.Data

1. On the host, locate the MFS source for the transaction.
2. Follow the steps in the IMS Web Studio TaskGuide to download the MFS source to your workstation, and to generate C++, HTML, and .mak files for your transaction. The target platform for generation should be that of your Web server. These files are generated in the `cgi` subdirectory of the `proj` directory. `Proj` represents the name you chose for your project in the IMS Web Studio.
3. Use the `nmake` (NT or OS/2) or `make` (AIX, Sun, or OS/390) utility and generated .mak file, `CGIproj.mak`, to build the executable form of the CGI-BIN program from the generated C++ source files.
4. Move the CGI-BIN executable and the generated input HTML form to the appropriate directories on your Web server.
5. From a browser, invoke the input HTML form, input the IMS transaction data, and then select the SUBMIT push button on the HTML form in order to run the transaction and receive its output.

Using IMS Web and Net.Data

1. On the host, locate the MFS source for the transaction.
2. Follow the steps in the IMS Web Studio TaskGuide to download the MFS source to your workstation, and to generate C++ source files, a Net.Data Web macro, an HTML file, and a .mak file for your transaction. The target platform for generation should be that of your Web server. These files are generated in the `dtw` subdirectory of the `proj` directory.
3. Use the `nmake` (NT or OS/2) or `make` (AIX, Sun, or OS/390) utility and generated .mak file, `DTWproj.mak`, to build the transaction DLL from the generated C++ source files. The platform of the transaction DLL must be the same as that of your Web server (the target platform).
4. Move the transaction DLL and Net.Data Web macro (`DTWproj.mac`) to your Web server workstation.
 - Place the Net.Data macro in a directory from which Net.Data retrieves web macros. (See the `MACRO_PATH` statement in “Configuring Net.Data” in the *Net.Data Administration and Programming Guide*.)
 - Place the transaction DLL in a directory from which the Web server operating system retrieves DLLs or shared libraries.
5. You have the option of incorporating the link from the sample file, `DTWproj.htm`, into an HTML file of your choice. The link is used to invoke Net.Data and display the input HTML form for the transaction on a Web browser. Fill in the transaction input and select the SUBMIT push button on the form in order to run the transaction and receive its output at the Web browser.

Chapter 2. Executing IMS commands from a Web browser

You can use IMS Web to generate input HTML and the associated executable file to support the execution of an IMS command from a Web browser. The following simple MFS source defines an input message field, COMMAND, for entering the IMS command.

```
CMDIN  MSG  TYPE=INPUT,SOR=(DUMMY)
        MFLD COMMAND,LTH=119
        MSGEND
```

After the input HTML or Net.Data macro and associated executable file generated from the above source have been moved to the Web server, you can use the COMMAND entry field to enter an IMS command.

The output from the IMS command is returned to the Web browser using one of the default transaction output classes that are included with every project.

The RACF userid and group name used by an IMS project must have RACF authorization to execute a given IMS command in order for that command to be executable.

Chapter 3. Customizing generated code

Because IMS Web does not use information in the MFS FMT statement that is associated with a transaction, the literal information that identifies fields on the original 3270 screen is not available. The appearance of the generated HTML differs from the 3270 display.

This page describes how you can customize your code to make the generated HTML more closely resemble the 3270 display. Customization can be used in general to tailor the generated input and output HTML to the requirements of your environment.

Customization varies, depending on which set of generated files you are going to use: those generated for a basic IMS Web environment (in the *project_name*\cgi directory) or those generated for a Net.Data environment (in the *project_name*\dtw directory).

Customizing the input HTML form

This section describes:

- “How input HTML is generated”
- “How to modify the input HTML” on page 6
- “Example of modified input HTML” on page 7

Customizing output HTML

This section describes:

- “How the CGI-BIN program or transaction DLL is generated” on page 7
- “How the output HTML is generated” on page 8
- “How to modify the output HTML” on page 9
- “Example of modified output HTML” on page 9

Customizing the input HTML form

This section describes customizing the input HTML form.

How input HTML is generated

The initial input HTML is generated based on the message input descriptor of the MFS source. For basic IMS Web applications, the initial input HTML is a separately generated file. For Net.Data applications, it is a %HTML block in the generated Net.Data macro.

The input HTML consists of an HTML form with the fields of the input message (MFLDs) arranged as text entry fields of an HTML table. MAXLENGTH is the defined length of the MFLD (that is, the LTH= value). The rows of the table are arranged in the same order as the MFLD statements within the message input descriptor, with the following exceptions:

- If a field has associated attribute bytes, they are not included in the text entry field. (MAXLENGTH is reduced by the number of attribute bytes.)
- Field literals are not displayed as part of the input HTML.
Example: For the following MFS source input message field, the corresponding HTML would not contain a text entry field for M0001.

```
...
M0001    MFLD 'Test data'
...
```

- Filler fields are not displayed as part of the input HTML.
Example: The following MFS source would not result in a text entry field on the input HTML form.

```
...
                MFLD LTH=6
...
```

For basic IMS Web applications, the POST method is used to transmit the user data, and the destination of the ACTION is the generated CGI-BIN executable on the Web server. IMS Web uses the CGI-BIN request template value that you specify in the IMS Web Studio Define platform window to build the URL of the ACTION.

For Net.Data applications, the link in the sample file, *DTWproj.htm*, invokes the Net.Data CGI-BIN program *db2www.exe* and references the name of the output %HTML block in the Net.Data macro. IMS Web uses the Net.Data request template value that you specify in the IMS Web Studio Define platform window to build this link.

To submit the contents of the form to IMS, you select the SUBMIT push button. To reset fields to null, you select the RESET push button.

How to modify the input HTML

If you are modifying the files generated for a basic IMS Web environment, you must edit the following input HTML file in the *project_name\cgi* directory:

- *HTMproject_name.HTM* file

If you are modifying the files generated for a Net.Data environment, you must edit the input HTML block of the following Net.Data macro in the *project_name\dtw* directory:

- *DTWproject_name.MAC*

The name of the input HTML block is identified by the Net.Data statement %HTML (*project_name_InHTML*).

You can tailor the input HTML for your environment, keeping in mind what is described in the following sections.

Removing a text input field from the input HTML

Removing a text input field from the input HTML is the same as not providing any data for the field, because the generated code still contains the code that processes the corresponding attribute. If the corresponding input MFLD specifies a default literal, the literal value is used in the input message field. If the corresponding input MFLD does not specify a default literal, the field is padded as specified in the MFS source.

Removing an input attribute

Removing an input attribute from the generated classes and CGI-BIN program or transaction DLL code is not recommended, as its removal could result in an incorrect input message going to the IMS application.

After you have modified the input HTML file or Net.Data macro, place it in the appropriate directory and link it from one of your Web pages.

Example of modified input HTML

For an example of a modified input HTML form, see “Modifying input HTML” on page 55.

Customizing output HTML

This section describes customizing output HTML.

How the CGI-BIN program or transaction DLL is generated

Include files

The program includes interface files for all the classes that it uses:

- *HTMParse.hpp*, the class that parses the input HTML string. This class is only included in CGI-BIN programs.
- *input_lpage_1.hpp*, the class that corresponds to the first input LPAGE.
-
- *input_lpage_n.hpp*, the class that corresponds to the nth input LPAGE.
- *output_lpage_1.hpp*, the class that corresponds to the first output LPAGE.
-
- *output_lpage_n.hpp*, the class that corresponds to the nth output LPAGE.

In addition, the program contains an include for *hwsutil.hpp*, the interface to an IMS Web utility class.

Program logic

- For basic IMS Web applications:
 - Receive the input HTML string (via CIN).
 - Pass the input HTML string to the constructor of the parse class to instantiate an object of that class. The object will have attributes corresponding to the input message fields. The constructor parses the HTML string and uses the values obtained as its attribute values.
 - Set the attributes of the input LPAGE object (transaction input object) from:
 - The values specified to IMS Web Studio (RACF user ID, and so forth).
 - The attribute values of the parse object. (These values were input via the Web browser in the input HTML form.)
 - Invoke the execute method of the input LPAGE object to:
 - Build the input message.
 - Pass the input message to the IMS application program for processing.
 - Return the output message to the program as transaction output objects.

- (For conversational transactions) save the state information for the conversation in a file called ConvId.dat.
- (For nonconversational transactions) invoke the genHTML method for each transaction output object returned from execute to build output HTML for the output logical pages.
- (For conversational transactions) build an intermediate HTML form using both the MID and MOD information.
- Send the HTML buffer to the Web browser (via COUT).
- (For conversational transactions) invoke the execute method again whenever SUBMIT is clicked. The conversation is ended when TERMINATE is clicked, and the ConvId.dat file is deleted and a final static HTML form is sent to the Web browser.
- For Net.Data applications:

Net.Data's IMS Web language environment passes a list of the values entered in the input %HTML block of the Net.Data macro to the transaction DLL.

 - Set the attributes of the input LPAGE object (transaction input object) from:
 - The values specified to IMS Web Studio (RACF user ID, and so forth)
 - The values of the list passed by the IMS Web language environment
 - Invoke the execute method of the input LPAGE object to:
 - Build the input message
 - Pass the input message to the IMS application program for processing
 - Return the output message to the program as transaction output objects

The transaction DLL returns the transaction output to the IMS Web language environment as a list of values. The language environment builds a Net.Data table from the list, which is presented in the output %HTML block of the Net.Data macro.

How the output HTML is generated

For basic IMS Web applications the output HTML is built dynamically when the CGI-BIN program invokes the genHTML method of a transaction output object. The HTML is built in a buffer that is output to standard output using the COUT statement.

For Net.Data applications, the output HTML is generated in the %REPORT block of the Net.Data macro. The %REPORT block contains HTML for displaying a Net.Data table. The table is built by the IMS Web language environment from the output of the IMS transaction.

In both cases, each output logical page is represented as an HTML table. <TR><TD><TD> entries are included for each output message field.

The output HTML is generated based on the message output descriptor of the MFS source. Each <TR><TD><TD> set in the table corresponds to a field of the output message (MFLD). The first cell of the row is set to the name of the output message field and the second cell of the row is set to the value of the output message field. The <TR><TD><TD> sets are arranged in the HTML table in the same order as the MFLD statements within the message output descriptor, with the following exceptions:

- If a field has associated attribute bytes, they are not included in the definition list. Only the data portion of the output message field is represented by a <TR><TD><TD> set.
- A system control area field (SCA) is not included in the table.
- Filler fields are not displayed as part of the output HTML.

Example: The following MFS source would not result in a field on the output HTML form:

```
...
                                MFLD LTH=6
...
```

All defined output fields are included in the table, even fields of a null or short segment.

How to modify the output HTML

Modifying files generated for a basic IMS Web environment

If you are modifying the files generated for a basic IMS Web environment you must modify the generated code that builds the buffer of output HTML. You can modify the generated code in either of the following ways:

- Modify the genHTML method.
- Replace the invocation of genHTML in the CGI-BIN program with your own code that uses the genList method to access the fields of the output method.
genHTML and genList are methods of the LPAGE of an output message. If an output message consists of multiple LPAGEs, genHTML and genList methods exist for each output LPAGE, each tailored to build HTML appropriate to that LPAGE. Modify the methods for each output LPAGE that the IMS application can return.

Removing an output field from the HTML of genHTML

Do not remove any of the code that iterates through the list of output attributes, because the generated code still contains the code that processes the corresponding attribute.

After you have modified the code that builds the buffer of output HTML, rebuild the executable CGI-BIN program and place the executable in the appropriate directory on the Web server.

Modifying files generated for a Net.Data environment

If you are modifying the files generated for a Net.Data environment you must edit the output HTML block of the following Net.Data macro in the *project_name*\dtw directory:

- DTW*project_name*.MAC

The name of the output HTML block is identified by the Net.Data statement %HTML (*project_name*_OutHTML).

Example of modified output HTML

For an example of a modified output HTML form, see “Modifying output HTML” on page 57.

Chapter 4. Using generated code in non-Web applications

A key feature of IMS Web is the generation of C++ classes for use in the execution of IMS transactions from the workstation. You can use these classes, along with the IMS Web Runtime component, either in a Web environment (in a CGI-BIN program) or in a non-Web environment. For example, in a non-Web environment you can use the classes in a GUI application, replacing the CGI-BIN program with your own GUI application and implementing the `displayLpg` method for output objects. To make this substitution, perform the following actions in the `project_name\cgi` directory:

1. Discard the `HTMproject_name.htm`, `HTMParse.hpp`, and `HTMParse.cpp` files, as these files are related to gathering input from the Web environment.
2. Study the IMS Web Studio-generated `CGIproject_name.cpp` file to understand how the `execute` method of the class generated for the input `LPAGE` is invoked and how the output from the `execute` method is handled.
3. Modify the IMS Web Studio-generated `CGIproject_name.cpp` file to gather input from a source other than the Web environment. This might involve providing a graphical window that accepts input from the user.
4. Modify the IMS Web Studio-generated `CGIproject_name.cpp` file to display the transaction output in a form other than output HTML. This might involve providing a graphical window, and would involve the use of the `genList` method or your own implementation of the `displayLpg` method, rather than the `genHTML` method, to access and display the output message fields.
5. Update the `CGIproject_name.mak` file to build your new non-Web application, removing references to the discarded files.

The following sections describe the IMS Web classes and how they can be used to build a non-Web application.

IMS Web transaction class hierarchy

Each IMS transaction is represented by a set of classes that are derived from the following two classes that IMS Web supplies:

HWSTranIn

This class and its subclasses represent the input to your IMS transaction.

HWSTranOut

This class and its subclasses represent the output from your IMS transaction.

`HWSTranIn` and `HWSTranOut` encapsulate data and functionality that are common to *all* IMS transactions. Their subclasses, which are generated by IMS Web, encapsulate data and functionality that is specific to *your* transaction.

Non-Web application program overview

To help you understand the information in this section, see “Chapter 5. IMS Web classes” on page 17. “IMS Web classes” presents the class hierarchy and describes, in detail, the classes that IMS Web supplies and generates.

The following logic makes your application responsible for obtaining the input that is necessary to run the transaction. For example, the application might present a GUI to the user, with entry fields for the transaction data. Some of the input required to run the transaction relates to the specific transaction; other information is required by IMS Web.

The code segments in this section are based on the MFS source that the IMS Web sample uses (see “Basic IMS Web example” on page 51).

IMS Web requires the following input information:

User The RACF user ID to be passed to IMS OTMA.

Group The RACF group name to be passed to IMS OTMA.

Host The TCP/IP host name of the machine on which the IMS TCP/IP OTMA Connection is installed.

Port The port number for the IMS TCP/IP OTMA Connection.

IMS name

The XCF member name for IMS OTMA.

RUname

RUname is a unique name that identifies the request the application makes to execute the IMS transaction. HWS uses this name as the CLIENTID and passes it to IMS where it is used as the name of the LTERM that is associated with the transaction. Because a physical terminal is not involved, the application must generate this name. For the generated CGI-BIN program, IMS Web creates an RUname by combining a timestamp and a checksum of the Web server TCP/IP host name. The generated RUname will contain only the numerals 0 - 9 and the upper case letters of the English alphabet. You can use the getRUname method that IMS Web provides, in which case you must first instantiate class HWSUtil, where getRUname is a member function. Alternatively, you can generate a unique name using your own algorithm. If you generate your own name without using getRUname, then you should ensure that your algorithm uses only the numerals 0 - 9 and upper case letters in the RUname. Otherwise, when you enter the CLIENTID parameter of an IMS TCP/IP OTMA Connection (IMS TOC) command on the MVS console, MVS will convert the lower case letters in the CLIENTID to upper case, which will prevent you from being able to enter the correct CLIENTID for that client if its CLIENTID contains any lower case letters.

The logic of your workstation application approximately follows the logic of the CGI-BIN program and should include the following steps:

1. Obtain transaction input.
2. Create an instance of your transaction input class (a transaction input object), as in the following example.

```
LPageName1In tranObj;      /* Create transaction input */
                           /* object.
```

3. Using the transaction input data obtained in Step 1, invoke the _set methods inherited from HWSTranIn to begin populating the transaction input object, as in the following example.

```
/* Populate transaction input */
/* object.                      */
tranObj.setUser(...);
tranObj.setGroup(...);
```

```

tranObj.setHost(...);
tranObj.setPort(...);
tranObj.setIMS(...);
tranObj.setRUname(...);

```

4. Invoke the `_set` methods of the input logical page class to finish populating the transaction input object. Because IMS Web generates this class specifically for your transaction, there are `_set` methods for the input message fields in the input logical page. The way in which you obtain the data for these methods depends on your application. The following is an example.

```

tranObj.setLNAME(...);      /* Populate transaction input */
tranObj.setFNAME(...);     /* object with data for IMS */
tranObj.setEMPNO(...);     /* application input message. */
tranObj.setSSN(...);
tranObj.setRATE(...);
...

```

5. Invoke the `execute` method on the transaction input object to execute the IMS transaction. The `execute` method builds the input message for the IMS application program by formatting the data of the transaction input object, submits the input message to the IMS application program using the IMS TCP/IP OTMA Connection, and then formats the output messages for return to the caller.

```

...
HWSTranOut *pLpg = NULL;    /* Transaction output object. */
...
pLpg = tranObj.execute();   /* Execute the IMS transaction.*/

```

The `execute` method returns a chain of one or more transaction output objects. Each transaction output object represents a logical page of an output message (aLpg). Multiple output messages can be returned.

Your non-Web application processes these transaction output objects (returned by an IMS application program) as in the following example.

```

if (!pLpg)
{
    /* Handle error where no object is returned... */
}
else
{
    while (pLpg)
    {
        ...                /* Process transaction */
                           /* output object. */

        qLpg = pLpg;       /* Get next transaction */
        pLpg = qLpg->getNext(); /* output object. */
        free(qLpg);
    }
}

```

The processing of a transaction output object depends on your application. However, this processing usually involves retrieving the attribute values of the transaction output object, and then presenting them to the end user. You can retrieve these values in several ways. This following section describes two of those ways.

Retrieving transaction output object attribute values

This section details two of the ways in which you can retrieve the attribute values of the transaction output object.

1. The base class HWSTranOut includes the virtual function displayLpg. You can override this function in each of your transaction output classes to display the output logical page. The following code segments illustrate how the non-Web application uses the displayLpg method. The input to displayLpg is a void pointer that your application can use when it is appropriate.

```

if (!pLpg)
{
    /* Handle error. */
}
else
{
    while (pLpg)
    {
        pLpg->displayLpg(NULL); /* Process transaction */
                                /* output object. */
        qLpg = pLpg;           /* Get next transaction */
        pLpg = qLpg->getNext(); /* output object. */
        free(qLpg);
    }
}

```

In addition to specifying the above code in your non-Web application, you override the displayLpg method inherited from HWSTranOut by adding the following line to the .hpp file for the output logical page.

```
virtual int displayLpg( void *inData );
```

You also implement the overriding function by adding the following lines to the .cpp file for the output logical page. The following is a very simple example of displayLpg method implementation. This implementation uses the _get methods of the generated class to retrieve the values of the transaction output object.

```

// Display transaction output object...
int HWSLPG02Out::displayLpg(void *inData )
{
    printf("\nEmployee Data:");
    printf("\n*****\n");
    printf("\nMessage field LNAME: %s",getLNAME());
    printf("\nMessage field FNAME: %s",getFNAME());
    printf("\nMessage field EMPNO: %s",getEMPNO());
    printf("\nMessage field SSN: %s",getSSN());
    printf("\nMessage field RATE: %s",getRATE());
    printf("\nMessage field MSGFLD: %s",getMSGFLD());
    printf("\nMessage field DATE: %s",getDATE());
    return 0;
}

```

2. A more generic method of retrieving attribute values involves the use of the genList method of the transaction output object. genList returns the first object in a chain of objects of type HWSLNode. Each HWSLNode object contains an attribute name, a value, and a pointer to the next object in the chain.

The following function illustrates how your non-Web application can use the genList method and HWSLNode objects to display default MODs that IMS returns. The section “Error handling” on page 15 contains code that illustrates the use of this function.

```

int displayDefault( HWSTranOut *aLpg )
{
    HWSLNode *aNode = NULL;
    char *dataBuf = NULL;
    int szDataBuf = 0;
}

```

```

printf("\n\nDefault Transaction Output %s\n", aLpg->getClassName() );
aNode = aLpg->genList();
while( aNode )
{
    printf("\nField Name = %s", aNode->name);

    if( dataBuf )
    {
        if( aNode->length + 1 > szDataBuf )
        {
            free( dataBuf );
            dataBuf = NULL;
            szDataBuf = aNode->length + 1;
            dataBuf = (char *)malloc( szDataBuf );
        }
        memcpy( dataBuf, aNode->data, aNode->length );
        *(dataBuf + (aNode->length)) = 0;
    }
    else
    {
        szDataBuf = aNode->length + 1;
        dataBuf = (char *)malloc( szDataBuf );
        memcpy( dataBuf, aNode->data, aNode->length );
        *(dataBuf + (aNode->length)) = 0;
    }

    printf("\nField Value = %s", dataBuf);
    aNode = aNode->next;
}
free( dataBuf );
dataBuf = NULL;

return 0;
}

```

Error handling

Either IMS Web or IMS can detect an error in the execution of a transaction. If IMS Web encounters an error while processing the execute method, an object of class HWSErrOut is returned, instead of a transaction output object. If IMS detects an error, it returns an error message that specifies a default MOD. In this case, an object of one of the default classes (HWSMO1, ...HWSMO5) is returned. The attribute values of any of these output objects can be retrieved and displayed in the same way that the attribute values of a transaction output object are retrieved and displayed.

Your application program must first determine the type of object that the execute method returns. To make this determination, use the getClassType method of the HWSTranOut class. The code segment in the following example illustrates the use of this method by a non-Web application program.

```

pLpg = tranObj.execute();

if (!pLpg)
{
    /* Handle error... */
}
else
{
    switch( pLpg->getClassType() )
    {

```

```

case HWS_USER:
    while (pLpg)
    {
        pLpg->displayLpg( NULL );
    }
qLpg = pLpg;
pLpg = qLpg->getNext();
free(qLpg);
} /* end while */
break;

case HWS_ERROUT:
    printf("\n*****\n");
    printf("ERROR: Unable to execute transaction.\n");
    printf("Error Code: %s\n", ((HWSErrOut *)pLpg)->geterrCode());
    printf("Error String: %s\n", ((HWSErrOut *)pLpg)->geterrString());
    printf("Error Buffer: %s\n", ((HWSErrOut *)pLpg)->geterrBuffer());
    break;

case HWS_M01:
    displayDefault( pLpg );
    break;

case HWS_M02:
    displayDefault( pLpg );
    break;

case HWS_M03:
    displayDefault( pLpg );
    break;

case HWS_M04:
    displayDefault( pLpg );
    break;

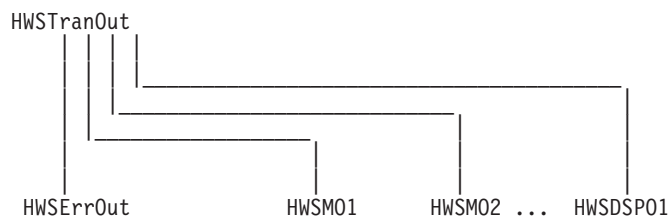
case HWS_M05:
    displayDefault( pLpg );
    break;

case HWS_DSP01:
    displayDefault( pLpg );
    break;

default:
    printf("ERROR: Unknown transaction output object type.\n");
    break;
}

```

The following figure illustrates the class hierarchy of the IMS Web error output class and IMS default output classes. For a detailed description of these classes, see “Chapter 5. IMS Web classes” on page 17.



Tips for non-Web applications

For tips that can help you in the development of a non-Web application, as well as other IMS Web tips, see “Tips” on page 47.

Chapter 5. IMS Web classes

Each IMS transaction is represented by a set of classes that are derived from the following two classes that IMS Web supplies:

HWSTranIn

This class and its subclasses represent the input to your IMS transaction.

HWSTranOut

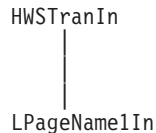
This class and its subclasses represent the output from your IMS transaction.

HWSTranIn and HWSTranOut encapsulate data and functionality that are common to *all* IMS transactions. Their subclasses, which are generated by IMS Web, encapsulate data and functionality that is specific to *your* transaction.

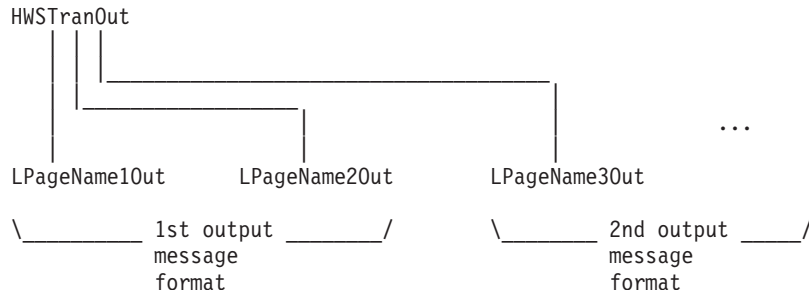
The first release of IMS Web processes nonconversational transactions that accept a single input message and return one or more output messages. The transaction input must be represented by a single input message definition and a single input logical page definition, but the transaction output can consist of multiple output message definitions, each containing multiple output logical page definitions.

The following illustration shows the IMS Web class hierarchy for a typical nonconversational transaction. IMS Web generates the subclass LPageName1In from the single input logical page definition of the single input message definition. IMS Web generates the subclasses LPageName1Out, LPageName2Out, LPageName3Out,... from the logical page definitions of the output message definitions. In this illustration, the transaction can output two possible message formats, each containing multiple logical page definitions.

Transaction Input



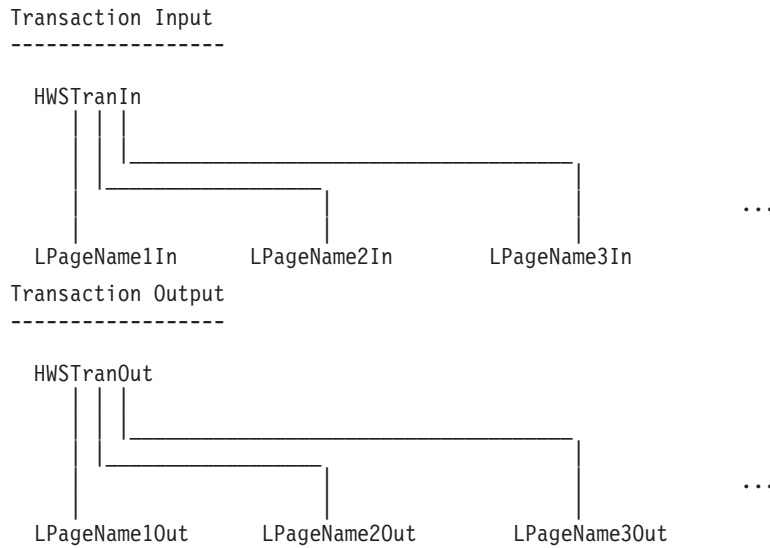
Transaction Output



In release 2.1.0, IMS Web also processes IMS-conversational transactions that accept one or more input messages and return one or more output messages. The initial transaction input is represented by an input message definition and an input

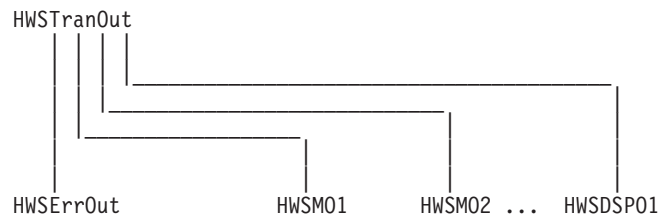
logical page definition. The transaction output can consist of multiple output message definitions, each containing multiple output logical page definitions. On the next iteration of the same IMS-conversation, the transaction input can be represented by the previous or a different input message definition and input logical page definition.

The following illustration shows the IMS Web class hierarchy for a typical IMS-conversational transaction. IMS Web generates the subclasses LPageName1In, LPageName2In, LPageName3In, ... from the input logical page definitions of the input message definitions. IMS Web generates the subclasses LPageName1Out, LPageName2Out, LPageName3Out, ... from the logical page definitions of the output message definitions.



Either IMS Web or IMS can detect an error in the execution of a transaction. If IMS Web encounters an error while it is processing the execute method, an object of class HWSErrOut is returned instead of a transaction output object. If IMS detects an error, it returns an error message and specifies a default MOD. In this case, an object of one of the default classes (HWSMO1, ...HWSMO5) is returned. In addition, the default MOD HWSDSP01 can be returned if the IMS Web application submits a command to IMS.

The following illustration shows the class hierarchy of the error and default classes.



IMS Web-supplied classes

HWSTranIn

Class name

HWSTranIn

Class HWSTranIn is an IMS Web-supplied class that encapsulates data and functionality that are common to the input of all IMS transactions. It is the parent (base) class for the transaction-specific input classes that IMS Web generates.

File stem

You can find the interface of class HWSTranIn in file hwstin.hpp in the include directory under the directory where the IMS Web Development component is installed. The defaults are as follows:

- c:\Program Files\IBM\IMS Web Studio\include on Windows
- /usr/lpp/imsweb/include on AIX and OS/390
- c:\imsweb\include on OS/2
- /opt/imsweb/include on Sun

Parent class

None

Public attributes

Parentheses after an attribute name contain the attribute type.

- formatObj
This attribute is for use by IMS Web-generated code only. It is not intended for customer use as a programming interface.
- language
This attribute is for use by IMS Web-generated code only. It is not intended for customer use as a programming interface.
- cgiName
This attribute is for use by IMS Web-generated code only. It is not intended for customer use as a programming interface.
- userName (char *)
The RACF userid to be passed to IMS TM through OTMA.
- groupName (char *)
The RACF group name to be passed to IMS TM through OTMA.
- hostName (char *)
The TCP/IP hostname of the machine on which the IMS TCP/IP OTMA Connection is installed.
- hostPort (char *)
The port number that is associated with the IMS TCP/IP OTMA Connection.
- imsName (char *)
The datastore name for IMS OTMA.
- RUname (char *)
RUname is a unique name that identifies the request that the application makes to execute the IMS transaction. IMS uses this name as the name of the LTERM that is associated with the transaction. Because a physical terminal is not involved, the application must generate this name. For

the generated CGI-BIN program, IMS Web creates an RUsername by combining a timestamp and a checksum of the Web server TCP/IP host name. You can use the getRUsername method that IMS Web provides, or generate a unique number using your own algorithm. If you use the IMS Web method, you must first instantiate class HWSUtil, of which getRUsername is a member function.

- inLPageName(char *)
IMS MFS logical page name
- convIDFN(char *)
Conversational transaction id file name
- dateTime(char *)
Date and time stamp
- millisecs(char *)
Milliseconds
- hwsTerm(char *)
IMS LTERM name
- password(char *)
RACF password
- attrs(HWSDList *)
IMS MFS attribute associated with the LPAGE

Public methods

_set methods are used to populate an object with data; _get methods are used to retrieve the data of an object

- void setUser(char *userName)
- char *getUser()
- void setGroup(char *groupName)
- char *getGroup()
- void setHost(char *hostName)
- char *getHost()
- void setPort(char *hostPort)
- char *getPort()
- void setIMS(char *imsName)
- char *getIMS()
- void setRUsername(char *RUsername)
- char *getRUsername()
- getCGIName

This method is for use by IMS Web-generated code only. It is not intended for customer use as a programming interface.

- virtual HWSTranOut *execute()

This is a virtual method. It is implemented in the generated subclass of HWSTranIn (see "LPageNameIn" on page 25).

- export

This method is for use by IMS Web-generated code only. It is not intended for customer use as a programming interface.

- void setInLPageName(char *inLPN)

This method is used to set the Logical Page name.

- `char * getInLPageName()`
This method is used to retrieve the Logical Page name.
- `void setConvIDFN(char *cIDFN)`
This method is used to set the conversational transaction id file name.
- `char * getConvIDFN()`
This method is used to retrieve the conversational transaction id file name.
- `void setDateTime(char *dT)`
This method is used to set the date and time stamp.
- `char * getDateTime()`
This method is used to get the date and time.
- `void setMillisecs(char *mS)`
This method is used to set milliseconds.
- `char * getMillisecs()`
This method is used to get milliseconds.
- `void setPassword(char *passwd)`
This method is used to set the password.
- `char * getPassword()`
This method returns the password.
- `void setHwsTerm(char *term)`
- `char * getHwsTerm()`
This method is used to get the LTERM name.
- `void setAttr(char * name, char * value)`
This method sets the MFS LPAGE attribute value.
- `char *getAttr(char * name)`
This method returns the MFS LPAGE attribute value.

HWSTranOut

Class name

HWSTranOut

Class HWSTranOut is an IMS Web-supplied class that encapsulates data and functionality that are common to the output of all IMS transactions. It is the parent (base) class for the transaction-specific output classes generated by IMS Web.

File stem

You can find the interface of class HWSTranOut in file `hwstout.hpp` in the include directory under the directory where the IMS Web Development component is installed. The defaults are as follows:

- `c:\Program Files\IBM\IMS Web Studio\include` on Windows
- `/usr/lpp/imsweb/include` on AIX and OS/390
- `c:\imsweb\include` on OS/2
- `/opt/imsweb/include` on Sun

Parent class

None

Public attributes

- `char * convIDFN`

- Conversational transaction id file name
- char * RUsername
Unique name that identifies the application request to execute the IMS transaction
- char * dateTime
Date and time
- char * millisecs
Milliseconds
- char * inLPageName
Logical page name
- char * userName
User name
- char * groupName
RACF group name to be passed to IMS TM through OTMA
- char * password
RACF password
- char * hostName
TCP/IP host name
- char * imsName
Datastore name for IMS OTMA
- char * port
Port number that is associated with the IMS TCP/IP OTMA
- HWSVRM
This attribute is for use by IMS Web-generated code only. It is not intended for customer use as a programming interface.

Public methods

- getNext()
This method is used to get the next HWSTranOut object that was returned from IMS. If there are no more HWSTranOut objects, this method returns NULL.
- setNext
This method is for use by IMS Web-generated code only. It is not intended for customer use as a programming interface.
- char *getClassName()
This method is used to determine the name of a transaction output object that is derived from HWSTranOut.
- TOUTType getClassType()
This method is used to determine the type of a transaction output object that is derived from HWSTranOut and returned by the execute method. TOUTType is an enum type with the following values:
 - HWS_USER**
The transaction output object returned is defined by the user. Its definition is represented by an MFS output logical page.
 - HWS_ERROROUT**
The transaction output object is an IMS Web error object. It is an instance of the class HWSErrOut.

HWS_M01

The transaction output object is an IMS error object. It is an instance of the class HWSM01. Its definition is represented by the logical page of the MFS output message DFSM01.

HWS_M02

The transaction output object is an IMS error object. It is an instance of the class HWSM02. Its definition is represented by the logical page of the MFS output message DFSM02.

HWS_M03

The transaction output object is an IMS error object. It is an instance of the class HWSM03. Its definition is represented by the logical page of the MFS output message DFSM03.

HWS_M04

The transaction output object is an IMS error object. It is an instance of the class HWSM04. Its definition is represented by the logical page of the MFS output message DFSM04.

HWS_M05

The transaction output object is an IMS error object. It is an instance of the class HWSM05. Its definition is represented by the logical page of the MFS output message DFSM05.

HWS_DSP01

The transaction output object is returned when IMS Web is used to submit an IMS command. It is an instance of the class HWSDSP01. Its definition is represented by the logical page of the MFS output message DFSDSP01.

- virtual char *genHTML()

This is a virtual method. It is implemented in the generated subclass of HWSTranOut. Because this method generates output HTML for a Web browser to use, it is not appropriate for a non-Web application.

- virtual HWSLNode *genList()

This is a virtual method. It is implemented in the generated subclass of HWSTranOut (see “LPageNamejOut” on page 26).

- virtual HWSLNode *genDisplayList()

This is a virtual method. It is implemented in the generated subclass of HWSTranOut (see “LPageNamejOut” on page 26).

- virtual int displayLpg(void *inData)

This is a virtual method. It is usually overridden in the generated subclass of HWSTranOut to display a specific output LPAGE (see “LPageNamejOut” on page 26).

- char * getAttr(char * name)

This method returns the attribute value of this class object.

HWSErrOut

Class name

HWSErrOut

Class HWSErrOut is an IMS Web-supplied class used to represent errors encountered during IMS Web transaction processing.

File stem

You can find the interface of class HWSErrOut in file hwsdmod.hpp in the include directory under the directory where the IMS Web Development component is installed. The defaults are as follows:

- c:\Program Files\IBM\IMS Web Studio\include on Windows
- /usr/lpp/imsweb/include on AIX and OS/390
- c:\imsweb\include on OS/2
- /opt/imsweb/include on Sun

Parent class

HWSTranOut

Public attributes

None

Public methods

- virtual char *genHTML()
This method returns a buffer containing HTML that displays the data of an HWSErrOut object on a Web browser. Because this method generates output HTML for a Web browser to use, it is not appropriate for a non-Web application.
- virtual HWSLNode *genList()
This method returns an object, of type HWSLNode, that represents the first attribute value of an HWSErrOut object.
- char *geterrCode()
This method returns a null terminated string containing the IMS Web code that is associated with the error.
- char *geterrString()
This method returns a null terminated string describing the IMS Web error.
- char *geterrBuffer()
This method returns a null terminated string of IMS Web error strings leading up to the error. It is primarily used for diagnosis by support personnel.

HWSLNode

Class name

HWSLNode

HWSLNode is used to represent IMS Web objects that have a name and a value. For example, the attribute values of a transaction output object are represented by a chain of HWSLNode objects.

File stem

You can find the interface of class HWSLNode in file hwslnode.hpp in the include directory under the directory where the IMS Web Development component is installed. The defaults are as follows:

- c:\Program Files\IBM\IMS Web Studio\include on Windows
- /usr/lpp/imsweb/include on AIX and OS/390
- c:\imsweb\include on OS/2
- /opt/imsweb/include on Sun

Parent class

None

Public attributes

The parentheses after an attribute name contain the attribute type.

- name (char *)

A null terminated string containing the name of the object; for example, the attribute name of a transaction output object.

- length (int)

The length of the data.

- data (void *)

A buffer containing **length** bytes of data; for example, the attribute value of a transaction output object. data is **not** a null terminated string.

- next (HWSLNode *)

A pointer to the next HWSLNode object in the chain, or NULL.

- prev (HWSLNode *)

A pointer to the previous HWSLNode object in the chain, or NULL.

Public methods

None

IMS Web-generated classes

LPageNameIn

Class name

LPageNameIn

IMS Web generates one or more transaction input classes for each IMS transaction. The name is the name of the corresponding input logical page (*LPageName*), with the suffix In appended. Class *LPageNameIn* encapsulates data and functionality that are specific to the input of a particular IMS transaction. It inherits common data and functionality from its parent class, *HWSTranIn*.

Parent class

HWSTranIn

Public attributes

None

Public methods

- virtual *HWSTranOut* *execute()

This method formats an input message from the data of the transaction input object, sends it to IMS for execution by the application program, formats the output message, and returns it as a transaction output object.

- void *setAttribute1*(char *)

This method is used to set the attribute value of a transaction input object.

- char **getAttribute1*()

This method is used to obtain the attribute value of a transaction input object.

- void *setAttribute2*(char *)

This method is used to set the attribute value of a transaction input object.

- char *getattribute2()
This method is used to obtain the attribute value of a transaction input object.
- ...

LPageNamejOut

Class name

LPageNamejOut

IMS Web generates one or more transaction output classes for each IMS transaction. There is a transaction output class for each logical page of each output message format that is associated with the IMS transaction. The name of each class, *LPageNamejOut*, is the name of the corresponding output logical page (*LPageNamej*), with the suffix *Out* appended. Class *LPageNamejOut* encapsulates data and functionality that are specific to an output logical page of a particular IMS transaction. It inherits common data and functionality from its parent class, *HWSTranOut*.

Parent class

HWSTranOut

Public attributes

None

Public methods

- virtual char *genHTML()
This method returns a buffer containing HTML that displays the data of the transaction output object on a Web browser. Because this method generates output HTML, it is not appropriate for a non-Web application.
- virtual HWSLNode *genList()
This method returns an object, of type *HWSLNode*, that represents the first attribute value of a transaction output object.
- virtual HWSLNode *genDisplayList()
This method returns an object, of type *HWSLNode*, that represents the first displayable attribute value of a transaction output object. The list of displayable attribute values is used to build a *Net.Data* table for display by a generated *Net.Data* macro.
- char *getattribute1()
This method is used to obtain the attribute value of a transaction output object.
- char *getattribute2()
This method is used to obtain the attribute value of a transaction output object.
- ...
- int displayLpg(void *)
You can add this method. It overrides the parent method and displays the transaction output object in a manner appropriate for your environment.

HTMParse

Class name

HTMParse

The generated CGI-BIN program uses the HTMParse class to parse the input string from the Web browser. The constructor for this class takes as input the encoded data from the input HTML form. The constructor parses out the data values from the string and uses them to populate private attributes of the HTMParse object.

Parent class

None

Public attributes

None

Public methods

- `char * getValue (char *name)`

This method returns the value of the attribute whose name is input.

Chapter 6. Developer's reference information

This section includes:

- “Detailed product description”
- “Security” on page 43
- “Tips” on page 47

Detailed product description

This section describes the following:

- “MFS function”
- “Mapping transactions to classes” on page 39
- “Generating code” on page 41

Reader comment form

A reader comment form is included with the hardcopy version of this book. If you would like to fill out the online version of the reader comment form, please link here or go to <http://www.software.ibm.com/data/rcf/>.

MFS function

This section describes an overview of the IMS Message Format Service (MFS) and the MFS utility control statements.

Overview

The MFS makes it possible for an IMS application program to communicate with different types of terminals without changing the way in which it reads and builds messages. MFS formats input data from a device or remote program for presentation to the IMS application program, and then formats the output data from the application program for presentation to the output device or remote program.

An IMS transaction running in the IMS Web environment does not use MFS. The IMS Web Runtime component code provides a function similar to MFS; it prepares IMS application program input and output messages based on information found in MFS definitions. IMS Web uses only the information in MFS Message Input Descriptors (MIDs) and MFS Message Output Descriptors (MODs) to format input and output messages. It does not use the information found in the associated MFS Device Input Formats (DIFs) and MFS Device Output Formats (DOFs). For IMS Web Release 1, multiple output messages from a transaction must all use the same MOD.

In place of the MFS device, IMS Web uses a combination of a CGI-BIN program and Web browser HTML. You input IMS transaction data via an IMS Web-supplied HTML form. The form data is submitted to an IMS Web-supplied CGI-BIN program. The CGI-BIN program then formats the input message, based on an MFS

MID definition. IMS Web submits the input message to the IMS application, retrieves the output message, formats it based on an MFS MOD definition, and then returns the data via the CGI-BIN program to output HTML.

The IMS Web Studio tool uses the MFS MID and MOD utility control statements to generate the IMS Web-supplied HTML and CGI-BIN programs for a transaction. Release 1 of IMS Web supports most MFS utility control statements and options that relate to the formatting of input and output messages. All mandatory options must be specified, even if IMS Web does not use them. The descriptions that follow make note of any exceptions.

Restriction: Release 1 of IMS Web supports only nonconversational transactions. That is, IMS Web processes a transaction that accepts a single input message and returns one or more output messages.

The following sections describe how IMS Web uses each MFS utility control statement to format input and output messages.

MFS utility control statements

Requirement: The MFS definitions that you input to IMS Web should first be processed by the MFS Language Utility to ensure that they are valid MFS definitions.

MSG statement set:

- **MSG**

label Identifies this message descriptor to IMS Web.

TYPE=

Identifies this message definition to IMS Web as an input or output message definition.

SOR= IMS Web does not use the SOR= keyword.

OPT= Specifies the message formatting option that IMS Web uses to edit messages. IMS Web supports options 1 and 2, but does not support option 3.

NXT= For nonconversational transactions, the NXT= keyword is not used. The single MID that IMS Web uses is selected using the IMS Web Studio tool. Any MOD that the IMS application program requests be used for formatting must be provided to the IMS Web Studio tool.

For conversational transactions, the NXT= keyword identifies the next input logical page name.

PAGE=

Because IMS Web formats an application program output message for HTML that is built by a CGI-BIN program, instead of for a specific device that is controlled by an operator, IMS Web implements operator logical paging differently. By default, the generated code uses the genHTML method to present, to the client browser, all fields of all output logical pages returned by the transaction.

FILL= Specifies a fill character for output attributes. IMS Web does not use DPAGE statements. Instead, the FILL= specification on the MSG statement determines the fill character. The default value is C' '. IMS Web processes output attributes as follows (this list does not include the system control area or attribute bytes):

- Bytes that contain X'X'00' are replaced by X'X'40'.
- X'X'3F' in an output message field terminates significant data, or indicates absence of data.
- Output data is converted to the IMS Web Runtime code page and encoding scheme.
- Output message fields that contain less significant data than the defined field length are justified and filled with the fill character. If FILL=PT or FILL=NULL, the amount of significant data is used as the size of the output attribute.

Note: For release 2.1.0 and above, IMS Web uses FILL=NULL when formatting output data that is left justified.

LPAGE statement set:

- **LPAGE**

IMS Web uses the LPAGE statement to identify a group of segments and fields that comprise a logical page.

An input or output message definition can contain multiple logical pages. When an input message definition contains multiple logical pages, you must select one of the logical pages in IMS Web Studio to be used in the generation of the initial input transaction class. IMS Web's processing of multiple output logical pages is described in the PAGE= keyword of the MSG statement.

label Identifies the logical page to IMS Web, and is used by IMS Web in the name of the corresponding generated class as well as for the name of the interface and implementation files. The *label* is optional in MFS source. If label is not specified, you can specify a label with IMS Web Studio, or IMS Web generates a label of the form HWSLPG*dd*, where *dd* = 00 to ZZ (each character can be in the range of 0 to 9 or A to Z).

SOR= IMS Web does not use the SOR= keyword.

COND=

Describes a conditional test performed by IMS Web. If the test is successful, the segment and field definitions following this logical page are used to format output.

NXT= IMS Web does not use the NXT= keyword. The IMS application program provides the name of the MOD that IMS Web uses to format an output message.

PROMPT=

IMS Web does not use the PROMPT= keyword.

Password statement set:

- **Password**

IMS Web does not use the PASSWORD statement.

SEG statement set:

- **SEG**

IMS Web uses the SEG statement to delineate message segments.

label IMS Web does not use the label.

EXIT= IMS Web does not provide support for segment edit routines. You can modify the CGI-BIN program to edit the segment at the attribute level, to perform a similar function.

GRAPHIC=

IMS Web does not use the GRAPHIC= keyword. If you need uppercase conversion of segment data, you can modify the CGI-BIN program to convert the segment at the attribute level.

DO statement set:

- **DO**

IMS Web uses the DO statement, and the associated ENDDO statement, to iteratively generate MFLD statements. The use of generated names is described below.

MFLD statement set:

- **MFLD**

IMS Web uses the MFLD statement to identify a message field as part of a message input or output segment.

The pp value of LTH=(pp,nn) is ignored. The first byte of data received from the CGI-BIN program is considered to be the first byte of data for the message field.

label Identifies the input or output message field. An attribute of the associated logical page's class is generated for each message field. You can specify the attribute name when the class is generated, using IMS Web Studio. Otherwise, the attribute name is determined as follows:

- If *dfldname* is specified, it is used.
- If *dfldname* is not specified, the MFLD label is used.
- If the MFLD label is not specified, IMS Web generates an attribute name of the form HWSMF*ddd*, where *ddd* = 000 to ZZZ (each character can be in the range of 0 to 9 or A to Z).

For INPUT messages:

dfldname

IMS Web formats the data of the corresponding attribute as a field of the input message. Unless you override it with IMS Web Studio, *dfldname* is the name of the attribute and the name of the corresponding input field on the HTML form.

'literal' only

IMS Web inserts the literal in the input message. This type of input message field does not have a corresponding input field on the HTML form.

(dfldname,'literal')

IMS Web inserts the literal in the input message field if it does not receive data in the corresponding attribute. Unless you override it with IMS Web Studio, *dfldname* is the name of the attribute and the name of the corresponding input field on the HTML form.

For OUTPUT messages:

dfldname

IMS Web formats the data of the output message field to the attribute of the associated logical page class, which in turn

displays on the output HTML form. Unless you override it with IMS Web Studio, *dfldname* is the name of the attribute and the name of the corresponding output field on the HTML form.

(dfldname,'literal')

IMS Web formats the literal to the attribute of the associated logical page class, which in turn displays on the output HTML form. Unless you override it with IMS Web Studio, *dfldname* is the name of the attribute and the name of the corresponding output field on the HTML form. Space for the literal is not allocated in the output message segment that the application program supplies.

(dfldname,system-literal)

Space for the literal is not allocated in the output message segment supplied by the IMS application program. However, IMS Web creates a class attribute into which it places the system-literal. Unless you override it with IMS Web Studio, *dfldname* is used as the name of the corresponding class attribute. IMS Web processes MFS system literals as follows:

– LTSEQ

This system literal does not apply in the IMS Web environment. If it occurs in the MFS source, IMS Web places the 5-character string 00000 in the corresponding attribute.

– LTNAME

IMS Web places the 8-character string corresponding to the IMS Web request unit name in the attribute for this system-literal. Request unit name is an IMS Web name that is analogous to logical terminal name in the legacy IMS environment. It uniquely identifies the processing of an IMS transaction by a CGI-BIN program. Request unit name is obtained as follows:

- A checksum is formed from the TCP/IP hostname of the server machine.

- The process id of the CGI-BIN program is added to the checksum.

- The hex form of this number is appended to the string HWS.

– TIME

IMS Web places the 8-character time string HH:MM:SS in the attribute for this system-literal.

– DATE1

IMS Web places the 6-character date string YY.DDD in the attribute for this system-literal.

– DATE2

IMS Web places the 8-character date string MM/DD/YY in the attribute for this system-literal.

– DATE3

IMS Web places the 8-character date string DD/MM/YY in the attribute for this system-literal.

– DATE4

IMS Web places the 8-character date string YY/MM/DD in the attribute for this system-literal.

- LPAGENO

This system-literal does not apply in the IMS Web environment. If it occurs in the MFS source, IMS Web places the 4-character string 0000 in the corresponding attribute.

- LTMSG

This system-literal does not apply in the IMS Web environment. If it occurs in the MFS source, IMS Web places a string of 14 blanks in the corresponding attribute.

(,SCA) IMS Web formats the data of the output message field to the attribute of the associated logical page class. The system control area does not display on the output HTML form. You can modify the CGI-BIN program to examine the system control area attribute. Unless you override it with IMS Web Studio, the label of the MFLD statement is the name of the attribute. If there is no label, IMS Web uses HWSMFddd, where ddd = 000 to 999.

IMS Web does not convert the data of the system control area to the IMS Web Runtime platform, and it does not replace any X'00' bytes.

nothing

If none of the parameters dflename, (dflename,'literal'), (dflename,system-literal), or (,SCA) is specified in the MFS source, the output message field is considered to be a filler or spacer. IMS Web formats the data of the output message field to the corresponding generated attribute, but it does not display on the output HTML form. Unless you override it with IMS Web Studio, the MFLD statement label is the attribute name.

LTH= IMS Web uses the LTH= keyword to determine the length of the input or output message field. If LTH= is omitted for a literal, IMS Web uses the literal length for the field length.

IMS Web supports the form (pp,nn), where pp specifies which byte of the attribute is to be used as the first byte of data for the input message field.

- Example:

If an input MFLD is defined to have no attribute bytes and LTH=(2,5), the default HTML form has a maximum text entry field length of 5. If you enter 3 data characters in the entry field, the value of the corresponding attribute consists of the 3-character string. IMS Web uses the second and third bytes of the attribute for the data of the input message field.

JUST= For input, IMS Web left- or right-justifies and truncates the data of the input message field depending on the amount of data in the corresponding attribute.

- Example:

If an input MFLD is defined to have no attribute bytes, JUST=R, FILL=C' ', and LTH=5, the default HTML form has a maximum text entry field length of 5. If you enter 3 data characters in the entry field, the value of the corresponding attribute consists of the 3-character string. IMS Web builds a message input field of 5 characters, with the rightmost 3 being the attribute value and the leftmost 2 containing the blank fill character.

- Truncation is not necessary when the default HTML form is used, because the maximum length of a text entry field (MAXLENGTH) is set to the defined length of the input field.

For more information about the JUST= keyword in input messages, see “Justify and fill for input messages” on page 36.

For output, IMS Web left- or right-justifies and truncates the data of the corresponding attribute depending on the amount of data in the output message field.

- Example:

An output MFLD is defined to have no attribute bytes, JUST=R, LTH=5, and the output message statement (MSG) is defined with FILL=C' '. If the field in the output message contains 4 data characters followed by X'3F', IMS Web builds the attribute value as a string of 5 characters beginning with a blank fill character and followed by the 4 data characters from the output message field.

For more information about the JUST= keyword in output messages, see “Justify and fill for output messages” on page 37.

ATTR=

IMS Web uses the ATTR= keyword to determine the number of attribute bytes to set aside in the input and output message. The maximum length (MAXLENGTH) of the corresponding text entry field on the generated input HTML is the defined field length minus the number of attribute bytes.

The attribute bytes are not present in the generated output HTML. However, the attribute bytes are available to the CGI-BIN program as an attribute of the generated output logical page class. The attribute name is attrname_Attr, where attrname is the name of the attribute that corresponds to the data portion of the field. Attribute bytes are not converted from the host to the server platform.

IMS Web initializes the attribute bytes to blanks on input. On output, the bytes are available to the CGI-BIN program unconverted, on the server platform.

FILL= IMS Web uses the FILL= keyword to determine which character to use to pad an input message field when the length of the data received from the HTML form/CGI-BIN program is less than the length of the field. IMS Web converts fill characters specified as C'c' from the server platform code page to the host platform code page. Fill characters of the form X'hh' are not converted.

For more information about the FILL= keyword in input messages, see “Justify and fill for input messages” on page 36. For more information about the FILL= keyword in output messages, see “Justify and fill for output messages” on page 37.

EXIT= IMS Web does not provide field edit routines.

ENDDO statement set:

- **ENDDO**

IMS Web uses the ENDDO statement and the associated DO statement to iteratively generate MFLD statements.

MSGEND statement set:

- **MSGEND**

IMS Web uses the MSGEND statement to terminate an input or output message definition.

Justify and fill for input messages: The following table shows how IMS Web handles the JUST= and FILL= keywords in the MFS source of an input message. The assumptions are:

- SIZE and MAXLENGTH of the text entry field associated with the input message field is 5 in all cases. This is analogous to the DFLD always having length 5. For example, the following HTML (modified from the generated HTML)

```
<strong>IN09</strong> <td><INPUT TYPE="text" NAME="IN09" SIZE=5 MAXLENGTH=5 VALUE="">
```

would be used for the following input message field definition:

```
MFLD IN09,FILL=C'0',LTH=5,JUST=L
```

- The rightmost table entries reflect the field as the application program would receive it in an input segment.
- The letter 'b' in the table below represents a blank.

Input HTML text entry field contents	FILL=	LTH=	JUST=	Field rec'd by appl. prog.	Note
ABCDB	X'40'	5	L	ABCDB	1
ABCDB	X'40'	5	R	ABCDB	1
1234	C'0'	5	L	12340	2
1234	C'0'	5	R	01234	2
A1B1	NULL	5	L	A1B1?	3
A1B1	NULL	5	R	A1B1?	3
nothing	X'40'	7	L	bbbbbbb	4
nothing	X'40'	7	R	bbbbbbb	4
1234b	C'0'	7	L	1234b000	5
1234b	C'0'	7	R	0001234b	5
nothing	NULL	7	L	???????	6
nothing	NULL	7	R	???????	6
12345	X'40'	3	L	123	7
12345	X'40'	3	R	345	7

Notes:

1. No fill or justification is necessary since the data entered in the HTML text entry field fully provides for the MFLD definition.
2. Since the data entered in the HTML text entry field is shorter than the MFLD definition, fill and justification must be applied. Justification is performed first, then the positions left are filled with the fill character.
3. Justification has no effect in this example since no matter where null fill is applied (left or right), the result is the same--a short field in the message segment. The fifth position in the field would actually be filled by the first character from the next field (as defined by the following MFLD statement).
4. Even though no data was entered in the device field, a FILL=X'40' provides that the field in the message segment is filled with blanks. This preserves the

relationship between fields for the application program. It can test for blanks and know that no data was entered for this field.

5. Only the positions with no data will have a fill applied to them.
6. Nothing from the input HTML text entry field finds its way into the input message. All following fields are moved left seven positions so that data from subsequent message fields will occupy these positions. Remember that the application program must be prepared for this.
7. First justify, then fill (or truncate in this case).

Justify and fill for output messages: The following table shows how IMS Web handles the JUST= and FILL= keywords in the MFS source of an output message when the output message field contains the X'3F' character. The assumptions are:

- MFLD lengths are 6 in all cases.
- The letter 'b' in the table below represents a blank.
- The character '#' in the table below represents the X'3F' short field indicator.

Output message field content	JUST=	FILL=	Output HTML data	Note
1#3456	L	C'0'	100000	1
1#3456	R	C'0'	000001	1
b#3456	L	C'0'	00000	2
b#3456	R	C'0'	00000	3
#23456	L	C'0'	000000	4
#23456	R	C'0'	000000	4
1#3456	L	C''	1	5
1#3456	R	C''	1	6
b#3456	L	C''	no data displayed	7
b#3456	R	C''	no data displayed	7
#23456	L	C''	no data displayed	7
#23456	R	C''	no data displayed	7
1#3456	L	NULL or PT	1	8
1#3456	R	NULL or PT	1	8
b#3456	L	NULL or PT	no data displayed	9
b#3456	R	NULL or PT	no data displayed	9
#23456	L	NULL or PT	no data displayed	10
#23456	R	NULL or PT	no data displayed	10

Notes:

1. If you use a character fill, the output HTML data is justified and filled to the length in the MFLD definition.
2. In this case the output attribute and HTML data is 'b00000' but the browser does not display the leading blank.
3. In this case the output attribute and HTML data is '00000b' but the browser does not display the trailing blank.
4. There is no data in the output message field, since the X'3F' is in the first position, so the output HTML data is completely filled with the fill character (C'0') to the length in the MFLD definition.

5. In this case the output attribute and HTML data is '1bbbb' but the browser does not display the trailing blanks.
For release 2.1.0 and above, IMS Web uses FILL=NULL when formatting output data that is left justified.
6. In this case the output attribute and HTML data is 'bbbb1' but the browser does not display the leading blanks.
7. Since the fill character is a blank (C' '), no data is displayed for the output HTML data. The corresponding attribute, however, consists of a string of 6 blanks.
For release 2.1.0 and above, IMS Web uses FILL=NULL when formatting output data that is left justified.
8. The output attribute and HTML data is one-byte string consisting of the character '1'.
9. The output attribute is a one-byte string consisting of the character blank, which the browser does not display.
10. The output attribute and HTML data contain no data.

FMT statement set: IMS Web does not use this statement set.

PDB statement set: IMS Web does not use this statement set.

TABLE statement set: IMS Web does not use this statement set.

Compilation statements: IMS Web does not use the following compilation statements:

- EJECT
- PRINT
- SPACE
- STACK
- TITLE
- UNSTACK

IMS Web handles other compilation statements as follows:

- ALPHA
IMS Web does not use the ALPHA compilation statement. If you use MFS source that contains the ALPHA statement, IMS Web could consider the MFS source to be unusable.
- COPY
When downloading the MFS source for a transaction, you must also download all the COPY members that the MFS source uses.
- END
The IMS Web MFS parser stops parsing any MFS source at the END compilation statement.
- EQU
The EQU compilation statement defines a symbol as a substitution variable. All subsequent occurrences of the symbol used in the MFS source that is presented to IMS Web are replaced by the value specified in the operand field of the EQU statement.
- RESCAN

The RESCAN compilation statement specifies whether (indicated by ON) or not (indicated by OFF) replacement text should be rescanned for further substitution. This statement controls the operation of EQU statements during replacement mode.

The default value for RESCAN is OFF unless a number is specified. If ON is specified, replacement text can invoke further substitution within the substituted text, up to a maximum number of occurrences. The default number is 5.

Mapping transactions to classes

For a detailed description of IMS Web classes, see “Chapter 5. IMS Web classes” on page 17.

IMS Web Studio generates a set of C++ files that contain class definitions and implementations to enable IMS transactions. In general, the C++ classes are derived from the MFS source for the transaction as follows:

- A C++ class is generated for each logical page of the transaction.
- The generated class takes the logical page name as its name. You can override this name with IMS Web Studio.
- The fields of a logical page become attributes (or data members) of the generated class for that page.
- The name of a generated attribute is the field name. You can override this name with IMS Web Studio.
- Access methods are generated for each attribute. Both get and set methods are generated for input logical page attributes, while only get methods are generated for output logical page attributes.

Input logical page

The following methods are specific to a class that is generated for an input logical page:

- For IMS conversational transactions only:
 - A setINLPageName method to set the current input logical page name
 - A setConvIDFN method to set the conversational transaction ID file name
 - A setDateTime method to set the date and timestamp
 - A setMillisecs method to set milliseconds
 - A setHWSTerm method to set the IMS LTERM name
- For all transactions:
 - A setRUname method to set the requester unique name that is used as the LTERM name
 - A setUser method to set the RACF user ID
 - A setGroup method to set the RACF group name
 - A setHost method to set the host name for the TCP/IP OTMA Connection
 - A setPort method to set the port address for the TCP/IP OTMA Connection
 - A setIMS method to set the Datastore ID
 - A setAttr method to set each attribute input LPAGE attribute value
- An execute method to send the request to IMS and return a class instance for an output logical page

For a basic IMS Web application, the following files are generated specifically for an input logical page:

- An input HTML form that gathers required information and starts the CGI-BIN program.
- A C++ class that parses the input string from the input HTML form. The generated CGI-BIN program invokes this class to parse the input string from the Web browser.

In the case of a Net.Data application, a Net.Data macro is generated. This macro includes the input and output HTML and invocation of the transaction program by the IMS Web language environment.

Output logical page

The following methods are specific to a class that is generated for an output logical page:

- A genHTML method that returns a buffer with the generated HTML code to the Web client. In the case of a basic IMS Web application, the generated CGI-BIN program invokes this method to return the output message from the transaction to the Web browser.
- A genList method that returns the output message from the transaction in the form of a name-and-value pair list. You can use this method to customize the CGI-BIN program and the output HTML (see “Chapter 3. Customizing generated code” on page 5). The generated CGI-BIN program does not invoke this method.
- A genDisplayList method that returns the displayable fields of an output message in the form of a name-and-value pair list. This list produced by this method is used by the Net.Data IMS Web language environment to build a Net.Data table presented to the Web browser by the Net.Data macro.

CGI-BIN program

The CGI-BIN program of a basic IMS Web application uses the input logical page classes to submit the request to IMS as follows:

- Invokes the parser class to parse the input from the input HTML form.
- Invokes the execute method to send the request to IMS. The execute method returns an instance of one of the generated classes for output logical pages.

The CGI-BIN program uses the output logical page classes to produce the output HTML as follows:

- Invokes the genHTML method of the object instance returned from the execute method to obtain a buffer of HTML, and then returns the buffer to the Web client.

Transaction program

The transaction program invoked as a DLL or shared library by Net.Data’s IMS Web language environment uses the input logical page classes to submit the request to IMS as follows:

- Uses the values input in the Net.Data input %HTML block to set the attributes of the input transaction object. These values are presented to the transaction program as a list prepared by the IMS Web language environment.
- Invokes the execute method to send the request to IMS. The execute method returns an instance of one of the generated classes for output logical pages.

The transaction program uses the output logical page classes to build a list of the displayable fields of the output logical page. This list is used by the IMS Web language environment to build a Net.Data table that is displayed on the Web client via the output %HTML block of the Net.Data macro.

The transaction code

The transaction code that IMS Web uses depends on the MFS source.

Example:

The first field of the input message is a literal, as follows:

```
MSGIN  MSG      TYPE=INPUT
        MFLD     'TRANA '
```

The transaction code is TRANA. This type of input message field is not displayed on the input HTML form.

Example:

The first field of the input message uses a default literal, as follows:

```
MSGIN  MSG      TYPE=INPUT
        MFLD     (TRNFLD,'TRANA '),LTH=6
```

The transaction code is TRANA if the text entry field TRNFLD on the input HTML form has no entry; otherwise, the transaction code is the value that is entered.

Example:

The first field of the input message is as follows:

```
MSGIN  MSG      TYPE=INPUT
        MFLD     TRNFLD,LTH=6
```

The transaction code is the value that is entered into the text entry field TRNFLD on the input HTML form.

Generating code

The following files are generated for each project in the cgi directory:

HTM*project_name*.HTM

An input HTML form that is used to input data for the message that goes to the IMS application and starts the CGI-BIN program.

Requirement: You must move the HTM*project_name*.HTM file to the Web server.

CGI*project_name*.cpp

A CGI-BIN program that uses the class generated for the input logical page, *input_lpage_name*, to submit a request (input message) to IMS as follows:

- Uses the parser class, HTMParse, to parse the input from the generated input HTML form.

- Invokes the execute method of the class generated for the input logical page to send the request to IMS. The execute method returns one of the generated classes for output logical pages.

The generated CGI-BIN program then uses one of the classes generated for the output logical pages, *output_lpage_name*, to build and send the output HTML as follows:

- Invokes the genHTML method of the HWSTranOut object returned by the execute method to get a buffer with the generated HTML code to be sent back to the Web client.

HTMParse.hpp and HTMParse.cpp

The CGI-BIN program uses this class to parse the input from HTML.

input_lpage_n.hpp and input_lpage_n.cpp

A class is generated for each input logical page. Each class provides the execute method to submit the request (input message) to IMS and return one of the generated classes for the output logical pages.

output_lpage_n.hpp and output_lpage_n.cpp

A class is generated for each output logical page. Each class includes the following:

- A genHTML method to build a buffer of HTML to be returned to the Web client
- A genList method to build a name-and-value pair list that you use to generate customized HTML code to be returned to the Web client (for optional use if you want to modify the generated CGI-BIN program and HTML)

CGIproject_name.mak

A makefile that builds the *CGIproject_name.exe* program to be run on the IMS Web Runtime component.

Requirement: You must move the *CGIproject_name.exe* program to the Web server.

The following files are generated for each project in the dtw directory:

DTWproject_name.cpp

The C++ source code for the DLL or shared library that processes the IMS transaction using IMS Web.

DTWproject_name.def (for Windows NT and OS/2)

The module definition file used in building the transaction DLL.

DTWproject_name.exp (for AIX)

The file containing the shared library symbol to export.

DTWproject_name.mac

The Net.Data Web macro used to interface with the IMS Web language environment. The language environment invokes the transaction DLL or shared library.

Requirement: You must move *DTWproject_name.mac* to the Web server.

DTWproject_name.htm

A sample link that invokes Net.Data as a CGI-bin program and references the generated Web macro and input HTML form.

Requirement: You must move *DTWproject_name.htm* to the Web server.

input_lpage_n.hpp and input_lpage_n.cpp

A class is generated for each input logical page. Each class provides the execute method to submit the request (input message) to IMS and return one of the generated classes for the output logical pages.

output_lpage_n.hpp and output_lpage_n.cpp

A class is generated for each output logical page. Each class includes the following:

- A genDisplayList method that returns the displayable fields of an output message in the form of a name-and-value pair list. This list is used by the Net.Data IMS Web language environment to build a Net.Data table to present to the Web browser through the Net.Data macro.

DTWproject_name.mak

The makefile used to compile and link the source code, *DTWproject_name.cpp*, into a DLL or shared library.

Requirement:

For Windows NT and OS/2, you must move the DLL to where your operating system will look for it.

For AIX, Sun, or OS/390, you must move the DLL or shared library file to where it is specified in the *DTWproject_name.mac* file. The generated default is for you to place the DLL or shared library file in `/usr/lpp/imsweb/lib`. You can customize this default. **Attention: For AIX**, be aware that if the IMS Web Runtime component is installed in `/usr/lpp/imsweb`, running `uninstall` will remove all files in the directory tree, `/usr/lpp/imsweb/*`, including the shared library files.

Security

Overview

IMS Web provides support for two different types of user-written methods for encrypting the password. The supported types are a text-to-text encryption and a text-to-binary encryption. A user can dynamically enter his user ID, group name, and password on the HTML form. The password is then encrypted using one of the two methods and placed in the OTMA message to be sent to the IMS TCP/IP OTMA Connection (IMS TOC). IMS TOC sends the encrypted password to RACF for user authentication.

IMS Web Runtime is built with default exit routines that do not do any encryption. However, IMS Web provides two sample encryption methods, one for each supported type, to demonstrate the process to follow when writing your own encryption method.

Password encryption

IMS Web provides optional entry of user ID and password on the initial HTML page of a transaction. The user ID and password are passed to the IMS TCP/IP OTMA Connection (IMS TOC). IMS TOC then, optionally, invokes RACF to authenticate the user ID with the password. Invoking RACF for user authentication is controlled by the IMS TOC command `SETRACF`. If you choose not to provide the user ID and password on the initial HTML page, a blank user ID and password are passed.

IMS Web allows you to provide your own method to encrypt passwords entered on the initial HTML page of transactions. This method becomes part of the IMS Web Runtime component and must be associated with a corresponding decryption routine in IMS TOC. By default, no password encryption is done by the IMS Web Runtime component.

If password entry is enabled, the flow is as follows:

- The CGI-Bin program or transaction DLL receives the password, a character string, from the initial HTML page.
- The CGI-Bin program invokes the IMS Web Runtime DLLs to place the password in the OTMA message that is sent to IMS TOC.
- Before sending the message, the IMS Web Runtime DLLs convert the password from its character representation on the Web server platform to its character representation on the host (IMS TOC) platform. For example, if the Web server platform is Windows NT, the characters of the password are converted from ASCII to EBCDIC.

If you do not want the password to flow in the clear over the TCP/IP connection between the Web server and host, you need to provide a method to the IMS Web Runtime component for encryption of the character-string password. The method you provide is invoked before placing the password in the OTMA message buffer. The default encryption methods do not do any encrypting and return the same password that was used for input. If you want to use password encryption but do not want to write your own method, IMS Web provides two sample methods you can integrate into the runtime DLLs. Whether you use the samples or write your own encryption method, you must also provide a corresponding decryption method on the host (IMS TOC). Two methods on the host are provided that are consistent with the IMS Web samples.

Refer to “Chapter 5. User message exits for ITOC” in *IMS TCP/IP OTMA Connection Programmer’s Reference*. The section “HWSWEB00 user message exit” describes the decryption routine.

IMS Web Runtime sample and user-written encryption methods

Two sample methods of class HWSPassData are available for you to replace with your own encryption method:

- encrypt2Text

This method accepts a character-string password and encrypts it to a text string. If this is the form of encryption you choose in the IMS Web Studio tool, you must check the **Convert password to host codepage** box associated with the **Prompt for password** box so that the resulting encrypted password converts as text between platforms.

The password field in the OTMA message buffer is a fixed-length field. If encrypt2Text is invoked, the IMS Web Runtime component initializes this field to blanks before moving in the encrypted password.

Convert password to host codepage is the default, and the default encryption method returns the same password as that used for input.

- encrypt2Bin

This method accepts a character-string password and encrypts it to a binary number. If this is the form of encryption you choose, you must ensure that the **Convert password to host codepage** box associated with the **Prompt for**

password box is *not* checked. By ensuring that Convert password to host codepage is not checked, the resulting binary number is *not* converted as text between platforms.

The password field in the OTMA message buffer is a fixed-length field. If encrypt2Bin is invoked, the IMS Web Runtime component initializes this field to binary zeros before moving in the encrypted password.

Requirement: If you choose not to check the **Convert password to host codepage** box, you must supply an implementation of encrypt2Bin, because the default implementation returns binary zeros, which will most likely fail user authentication by RACF.

Method encrypt2Text or method encrypt2Binary is invoked (just before placing the password in the OTMA message buffer) based on whether or not the **Convert password to host codepage** box was checked in the IMS Web Studio tool.

IMS Web Runtime default encryption methods

If you choose not to provide an encryption method for the IMS Web Runtime component, the default implementation of encrypt2Text is used. This implementation returns the same string that was used as input.

Incorporating your own encryption method into IMS Web Runtime

Located in the include directory where the IMS Web Studio Tool is installed are several make files and an encryption sample that was shipped with the IMS Web Development component:

- Make files

There are make files you can use to build a new DLL or shared library file that is used by the IMS Web Runtime component. The target platform for the build is that of the IMS Web Runtime component. The make files are:

- hwspdata.mkw

This is a make file you can use to build a new hwspdata with your implementation of encrypt2Text or encrypt2Binary. This make file builds a DLL for the Windows NT platform and is used with Microsoft Visual C++.

- hwspdata.mka

This is a make file you can use to build a new hwspdata.a file with your implementation of encrypt2Text or encrypt2Binary. This make file builds a shared library for the AIX platform and is used with IBM C Set++ for AIX.

- hwspdata.mk2

This is a make file you can use to build a new hwspdata with your implementation of encrypt2Text or encrypt2Binary. This make file builds a DLL for the OS/2 platform and is used with IBM VisualAge C++ for OS/2.

- hwspdata.mks

This is a make file you can use to build a new hwspdata with your implementation of encrypt2Text or encrypt2Binary. This make file builds a DLL for the Sun platform and is used with SPARCompiler C++ for Sun.

- hwspdata.mk3

This is a make file you can use to build a new hwspdata.dll with your implementation of encrypt2Text or encrypt2Binary. This make file builds a shared library for the OS/390 platform and is used with the IBM C/C++ Compiler for MVS/ESA.

- hwspdata.smp

This file contains two sample encryption methods. They are *samples* only, and are NOT for production use.

Restriction: The encrypt2Binary sample is for NT only.

To incorporate your own encryption methods into IMS Web:

1. Rename the hwspdata.smp file to hwspdata.cpp.
2. Modify the hwspdata.cpp file to include your own implementation of encrypt2Text or encrypt2Binary.
3. Build (compile and link) hwspdata.cpp to obtain a new DLL or shared library file. The target platform for the build is the platform used by the IMS Web Runtime component. Use the make file provided with the IMS Web Development component as follows:

- For Windows NT:

```
NMAKE -f HWSPData.mkw CFG=HWSRel HWSPATH=c:\IMSWeb
```

Where:

- CFG indicates if the release (HWSRel) or debugging (HWSDbg) version of hwspdata.dll should be built.
- HWSPATH indicates where the IMS Web Development component is installed.

- For AIX:

```
make -f HWSPData.mka CFG=HWSRel HWSPATH=/usr/IMSWeb
```

Where:

- CFG indicates if the release (HWSRel) or debugging (HWSDbg) version of hwspdata.a should be built.
- HWSPATH indicates where the IMS Web Development component is installed.

- For OS/2:

```
nmake -f hwspdata.mk2 CFG=HWSRel HWSPATH=c:\imsweb
```

Where:

- CFG indicates if the release (HWSRel) or debugging (HWSDbg) version of hwspdata should be built.
- HWSPATH indicates where the IMS Web Development component is installed.

- For Sun:

```
make -f HWSPData.mks CFG=HWSRel HWSPATH=/opt/imsweb
```

Where:

- CFG indicates if the release (HWSRel) or debugging (HWSDbg) version of hwspdata should be built.
- HWSPATH indicates where the IMS Web Development component is installed.

- For OS/390:

```
MAKE -f HWSPData.mk3 CFG=HWSRel
```

Where:

- CFG indicates if the release (HWSRel) or debugging (HWSDbg) version of hwspdata should be built.

4. Replace the old DLL or shared library file in the IMS Web Runtime component with the newly built one. The location of the IMS Web Runtime component will vary with platform:
 - For Windows NT, the DLLs are in: `x:\WINNT\SYSTEM32`, where `x` is the drive on which Windows NT is installed.
 - For AIX, the shared libraries are in: `/usr/lpp/imsweb/lib`.

Attention: If you run `uninstall` on the IMS Web Runtime component on AIX, all files in the directory tree will be removed, even files that were not put there by the install process. If you decide to keep your shared library file (`hwspdata.a`) in `/usr/lpp/imsweb/lib`, please be aware that it will be removed along with other files in that directory.
 - For OS/2, the DLLs are in: `c:\imsweb\dll`.
 - For Sun, the shared libraries are in: `/opt/imsweb/lib`.
 - For OS/390, the DLLs are in: `/usr/lpp/imsweb/lib`.

Tips

General IMS Web application development

There are a number of situations where an active IMS Web conversation can be *orphaned*. An orphaned conversation is still active from the point of view of IMS Web and/or IMS, but it can no longer be continued or terminated using the browser that initiated it. An orphaned conversation can normally be terminated using the IMS Web command, `HWSCMD EXIT`.

If, however, only the IMS portion of an IMS Web conversation remains (that is, there is no DAT file for the conversation), it still can be terminated using the IMS TOC command, `STOPCLNT`, as follows:

1. Determine the `clientid` (`RUName`) associated with the conversation by issuing the IMS TOC command
`rrVIEWHWS`
2. Issue the IMS TOC command `rrSTOPCLNT portid clientid`
where *portid* is the port that the client is using for the TCP/IP connection with IMS TOC and *clientid* is the `RUName` determined previously. *rr* is the outstanding reply for HWS.

However, because active clients are not saved by the current release of IMS TOC, if IMS TOC is restarted, there will be situations in which orphaned conversations cannot be terminated without shutting down IMS and doing a cold restart.

The following tips assume that you are using a CGI-BIN program and `.mak` file that IMS Web has generated. If you modify either of these files, see “Non-Web applications” on page 48 for additional tips.

- If you want to study the generated code, look at the file `hws.h`, which contains many of the typedefs and defines that IMS Web uses. You can find `hws.h` as follows:
 - In the **include** subdirectory of the IMS Web Studio tool install directory for NT, AIX, OS/2, and Sun
 - In `/usr/lpp/imsweb/include` on an OS/390 platform where the IMS Web Development component is installed
- If your Web server platform is AIX or OS/390, be sure to do the following:

- Choose the appropriate target platform in the IMS Web Studio Platform dialog box when you generate the code.
- Transfer the generated .cpp, .hpp, and .mak files from the Windows NT or AIX platform where you ran the IMS Web Studio to your AIX or OS/390 IMS Web development platform.
- Run MAKE (for AIX or OS/390) on your development platform to build the executable form of the generated CGI-BIN program.
- Remember to transfer the executable CGI-BIN program that you built using the generated .mak file, as well as the generated input HTML form, to the appropriate directories on your Web server.
- Ensure that the MID you selected in the IMS Web Studio MID dialog box contains a transaction code in the first 8 bytes of the input message. The transaction code can be supplied either by the input HTML or by a default literal.
- If you are using Microsoft Internet Information Server, the generated CGI-BIN program might fail with the following error:

CGI Error

The specified CGI application misbehaved by not returning a complete set of HTTP headers. The headers it did return are: headera,headerb...headerz

To resolve this error, move the IMS Web Runtime component DLLs, as well as any runtime DLLs that the CGI-BIN program uses, to the CGI-BIN directory. IMS Web installs the runtime component DLLs in the Windows NT SYSTEM32 directory.

The following item pertains to the IMS TCP/IP OTMA Connection:

- If the IMS transaction enabled by IMS Web is returning multiple messages as output, these output messages must all use the same MOD. Otherwise, only the last MOD name is returned to IMS Web Runtime, and IMS Web fails to format the output messages correctly. This is the same restriction as LU 6.2 support of IMS.

The following items pertain to IMS Web and its prerequisite code:

- Until APAR PQ02806 is applied to OTMA, you must run with OTMA security NONE by entering /SEC OTMA NONE at the IMS prompt. If you do not do this the DFS1292 security violation message is returned to your IMS Web transaction.
- Until APAR PQ01918 is applied to OTMA, the browser does not receive the DFS0555 message when the MPP abends.

Non-Web applications

The following tips are for non-Web environments:

- In addition to the #include statements for the interfaces of the input and output logical pages, your non-Web application needs the following #include statements:
 - HWSMOD.hpp
The interface of the IMS Web class HWSErrOut, plus interfaces for the default output classes.
 - HWSLNode.hpp
The interface of the IMS Web class HWSLNode. You need this class if you use the genList method of a transaction output object. The genList method returns an HWSLNode object for each attribute of a transaction output object.

- Remember to link your non-Web application with the IMS Web Runtime component. For example, if you are building your non-Web executable on a Windows NT platform, you link with the HWSTRAN.LIB, HWSFMT.LIB, HWSPDATA.LIB, HWSUTIL.LIB, HWSCOM.LIB, and HWSMFS.LIB library modules.
- Remember to use the appropriate system runtime libraries with your non-Web application. For example, if you are developing a Windows NT application and are building the debug configuration of your application executable, use the Debug Multithreaded DLL runtime libraries.
- If you modify an IMS Web-supplied .mak file or create your own .mak file, be sure that you have the correct preprocessor definitions, as explained in the following list.

HWSNT4

Must be defined if your non-Web application is to run on Windows NT 4.0.

HWSAIX

Must be defined if your non-Web application is to run on AIX.

HWSOS2

Must be defined if your non-Web application is to run on OS/2.

HWSUN

Must be defined if your non-Web application is to run on Sun.

HWS390

Must be defined if your non-Web application is to run on OS/390.

- **Restriction regarding RUname:** You can use the getRUname method that IMS Web provides, in which case you must first instantiate class HWSUtil, where getRUname is a member function. Alternatively, you can generate a unique name using your own algorithm. If you generate your own name without using getRUname, then you should ensure that your algorithm uses only the numerals 0 - 9 and upper case letters in the RUname. Otherwise, when you enter the CLIENTID parameter of an IMS TCP/IP OTMA Connection (IMS TOC) command on the MVS console, if the CLIENTID contains any lower case letters, MVS will convert the lower case letters in the CLIENTID to upper case, which will prevent you from being able to enter the correct CLIENTID for that client.

Chapter 7. IMS Web samples

This section describes:

- “Basic IMS Web example”
- “IMS Web Net.Data example” on page 58

Basic IMS Web example

This example shows how you can use IMS Web to convert the INSTALL/IVP sample application used to install and verify a new IMS system to a Web application. The sample program is a simple phone book application that runs a very simplistic conversational transaction named ivtcc. Based on the process code entered in the input data, the program actions are ADD, DELETE, UPDATE, and DISPLAY entries in the phone book. The ivtcc transaction from the IMS IVP was chosen for the samples because every IMS customer should have access to IVP sample applications.

The intent of this sample is twofold. First, it provides you with a simple application that you can use to verify your environment (i.e., that TCP/IP is working and that your development and runtime environments, including the C++ compiler and Web server, are working). For any testing beyond that level, you should use your own test applications that should be more applicable to your environment. Remember that the transactions for these applications must use MFS (and indeed, you must have the MFS source for these transactions) in order to be used with IMS Web. Second, we use it to show you what you will need to do in order to modify generated input and output HTML.

MFS source

The following MFS source shows the 3270 Model 1 screen format used in the legacy application, as well as the input and output message descriptors. First, you enter the process code and data in the appropriate fields on the formatted 3270 screen, and then press ENTER to send the input message to the IMS application program. The application program sends the data back to the user, and uses the MFLD, MSG to present the status of the program action.

```
/* **** */
/* (c) Copyright IBM Corp. 1998 */
/* All Rights Reserved */
/* Licensed Materials - Property of IBM */
/* */
/* DISCLAIMER OF WARRANTIES. */
/* */
/* The following [enclosed] code is generated by a software product of IBM */
/* Corporation. */
/* This generated code is provided to you solely for the purpose of assisting you in */
/* the development of your applications. */
/* The code is provided "AS IS." IBM MAKES NO WARRANTIES, EXPRESS OR */
/* IMPLIED, INCLUDING BUT NOT LIMITED TO THE IMPLIED */
/* WARRANTIES OF NONINFRINGEMENT, MERCHANTABILITY AND */
/* FITNESS FOR A PARTICULAR PURPOSE, REGARDING THE FUNCTION */
/* OR PERFORMANCE OF THIS CODE. */
/* IBM shall not be liable for any damages arising out of your use of the generated */
```

```

/* code, even if it has been advised of the possibility of such damages. */
/* */
/* DISTRIBUTION. */
/* */
/* This generated code can be freely distributed, copied, altered, and incorporated */
/* into other software, provided that: */
/* - It bears the above Copyright notice and DISCLAIMER intact */
/* - The software is not offered for resale */
/* */
/*****
***** INSTALL/IVP *****
*          NAME: DFSIVF32
* DESCRIPTION: MFS FOR TRANCD IVTCC - CONVERSATIONAL HDAM/VSAM
* DEFAULT TRAN: IVTCC
*          PSB : DFSIVP32
* DEVICE:      3277 MOD 2
* DATABASE:    DFSIVD2
* SYSTEM:     CONVERSATIONAL
*             SINGLE SEGMENT/SINGLE TRANSMISSION INPUT
*             SINGLE SEGMENT OUTPUT
* * * * *
IVTCC  MSG  TYPE=OUTPUT,SOR=(IVTCCF,IGNORE),NXT=IVTCCM11
      SEG
      MFLD  MSG,LTH=40
      MFLD  CMD,LTH=8
      MFLD  NAME1,LTH=10
      MFLD  NAME2,LTH=10
      MFLD  EXT#,LTH=10
      MFLD  ZIP,LTH=7
      MFLD  SEGNO,LTH=4
      MFLD  (SDATE,DATE2)
      MSGEND
IVTCCM11 MSG  TYPE=INPUT,SOR=(IVTCCF,IGNORE),NXT=IVTCCM02
      SEG
      MFLD  ' IVTCC      ',LTH=10
      MFLD  CMD,LTH=8
      MFLD  NAME1,LTH=10
      MFLD  NAME2,LTH=10
      MFLD  EXT#,LTH=10
      MFLD  ZIP,LTH=7
      MSGEND
IVTCCM02 MSG  TYPE=OUTPUT,SOR=(IVTCCF,IGNORE),NXT=IVTCCM12
      SEG
      MFLD  MSG,LTH=40
      MFLD  CMD,LTH=8
      MFLD  NAME1,LTH=10
      MFLD  NAME2,LTH=10
      MFLD  EXT#,LTH=10
      MFLD  ZIP,LTH=7
      MFLD  SEGNO,LTH=4
      MFLD  (SDATE,DATE2)
      MSGEND
IVTCCM12 MSG  TYPE=INPUT,SOR=(IVTCCF,IGNORE),NXT=IVTCCM02
      SEG
      MFLD  '      ',LTH=4
      MFLD  CMD,LTH=8
      MFLD  NAME1,LTH=10
      MFLD  NAME2,LTH=10
      MFLD  EXT#,LTH=10
      MFLD  ZIP,LTH=7
      MSGEND
IVTCCF  FMT
      DEV  TYPE=3270-A02,FEAT=IGNORE,SYMSMSG=SYMSMSGA,DSCA=X'00E0'
      DIV  TYPE=INOUT
      DPAGE CURSOR=((10,34))
      DFLD  '*****', X
           ATTR=PROT,POS=(2,14),LTH=50

```

```

DFLD '* IMS INSTALLATION VERIFICATION PROCEDURE *', X
ATTR=PROT,POS=(3,14),LTH=50
DFLD '*****', X
ATTR=PROT,POS=(4,14),LTH=50
DFLD 'TRANSACTION TYPE : CONVERSATIONAL',POS=(7,40),LTH=33, X
ATTR=PROT
DFLD 'DATE :',ATTR=PROT,POS=(8,40),LTH=18
SDATE DFLD POS=(8,59),LTH=8,ATTR=PROT
DFLD 'PROCESS CODE (*1) :',ATTR=PROT,POS=(10,10),LTH=21
CMD DFLD POS=(10,34),LTH=8,ATTR=(HI,MOD)
DFLD '(*1) PROCESS CODE ',ATTR=PROT,POS=(11,60),LTH=18
DFLD 'LAST NAME :',ATTR=PROT,POS=(12,10),LTH=21
NAME1 DFLD POS=(12,34),LTH=10,ATTR=(HI,MOD)
DFLD ' ADD ',ATTR=PROT,POS=(12,60),LTH=18
DFLD ' DELETE ',ATTR=PROT,POS=(13,60),LTH=18
DFLD 'FIRST NAME :',ATTR=PROT,POS=(14,10),LTH=21
NAME2 DFLD POS=(14,34),LTH=10,ATTR=(HI,MOD)
DFLD ' UPDATE ',ATTR=PROT,POS=(14,60),LTH=18
DFLD ' DISPLAY ',ATTR=PROT,POS=(15,60),LTH=18
DFLD 'EXTENSION NUMBER :',ATTR=PROT,POS=(16,10),LTH=21
EXT# DFLD POS=(16,34),LTH=10,ATTR=(HI,MOD)
DFLD ' TADD ',ATTR=PROT,POS=(16,60),LTH=18
DFLD ' END ',ATTR=PROT,POS=(17,60),LTH=18
DFLD 'INTERNAL ZIP CODE :',ATTR=PROT,POS=(18,10),LTH=21
ZIP DFLD POS=(18,34),LTH=7,ATTR=(HI,MOD)
MSG DFLD POS=(21,10),LTH=40,ATTR=PROT
DFLD 'SEGMENT# :',ATTR=PROT,POS=(21,60),LTH=10
SEGNO DFLD POS=(21,72),LTH=4,ATTR=PROT
SYSMSG A DFLD POS=(23,1),LTH=79,ATTR=HI
DEV TYPE=(3270,2),FEAT=IGNORE,SYSMSG=SYSMSG A,DSCA=X'00E0'
DIV TYPE=INOUT
DPAGE CURSOR=((10,34))
DFLD '*****', X
ATTR=PROT,POS=(2,14),LTH=50
DFLD '* IMS INSTALLATION VERIFICATION PROCEDURE *', X
ATTR=PROT,POS=(3,14),LTH=50
DFLD '*****', X
ATTR=PROT,POS=(4,14),LTH=50
DFLD 'TRANSACTION TYPE : CONVERSATIONAL',POS=(7,40),LTH=33, X
ATTR=PROT
DFLD 'DATE :',ATTR=PROT,POS=(8,40),LTH=18
SDATE DFLD POS=(8,59),LTH=8,ATTR=PROT
DFLD 'PROCESS CODE (*1) :',ATTR=PROT,POS=(10,10),LTH=21
CMD DFLD POS=(10,34),LTH=8,ATTR=(HI,MOD)
DFLD '(*1) PROCESS CODE ',ATTR=PROT,POS=(11,60),LTH=18
DFLD 'LAST NAME :',ATTR=PROT,POS=(12,10),LTH=21
NAME1 DFLD POS=(12,34),LTH=10,ATTR=(HI,MOD)
DFLD ' ADD ',ATTR=PROT,POS=(12,60),LTH=18
DFLD ' DELETE ',ATTR=PROT,POS=(13,60),LTH=18
DFLD 'FIRST NAME :',ATTR=PROT,POS=(14,10),LTH=21
NAME2 DFLD POS=(14,34),LTH=10,ATTR=(HI,MOD)
DFLD ' UPDATE ',ATTR=PROT,POS=(14,60),LTH=18
DFLD ' DISPLAY ',ATTR=PROT,POS=(15,60),LTH=18
DFLD 'EXTENSION NUMBER :',ATTR=PROT,POS=(16,10),LTH=21
EXT# DFLD POS=(16,34),LTH=10,ATTR=(HI,MOD)
DFLD ' TADD ',ATTR=PROT,POS=(16,60),LTH=18
DFLD ' END ',ATTR=PROT,POS=(17,60),LTH=18
DFLD 'INTERNAL ZIP CODE :',ATTR=PROT,POS=(18,10),LTH=21
ZIP DFLD POS=(18,34),LTH=7,ATTR=(HI,MOD)
MSG DFLD POS=(21,10),LTH=40,ATTR=PROT
DFLD 'SEGMENT# :',ATTR=PROT,POS=(21,60),LTH=10
SEGNO DFLD POS=(21,72),LTH=4,ATTR=PROT
SYSMSG A DFLD POS=(23,1),LTH=79,ATTR=HI
FMTEND
END

```

Generated files


You use IMS Web Studio to generate the IMS Web application. After you have created an IMS Web Studio project and inserted the above MFS source file into the project, you are ready to generate and build your new IMS Web application. (Although the MFS source file contains both a FMT statement and MSG statements, IMS Web ignores the FMT statement and uses only the MSG statements in the generation process.)

For an IMS Web Studio project with the name `ivtcc`, IMS Web Studio generates the following files:

HTMivtcc.htm

This file contains the input HTML form that you use to input data for the IMS transaction. The generated HTML uses the POST method to invoke the generated CGI-BIN program and the Web server path that you provided to IMS Web Studio for its URL. To see the complete sample, see “HTMivtcc.htm” on page 65.

The following is the generated input HTML form, as displayed by a browser.



CGIivtcc.cpp

This is the C++ source code for the CGI-BIN program. Its executable form runs on your Web server. The CGI-BIN program uses the additional classes described below to parse the string from the HTML form, submit an input message containing the data from the HTML form to the IMS application, and then present the data in the output message from the IMS transaction to the Web browser. You only need to build its executable form using the generated makefile (see “CGIivtcc.mak” on page 112).

To see the complete sample, see “CGIivtcc.cpp” on page 66.

HTMParse.hpp

This is the interface file for HTMParse.cpp. To see the complete sample, see “HTMParse.hpp” on page 70.

HTMParse.cpp

This is the C++ source for the class that parses the input string received from the generated input HTML form. To see the complete sample, see “HTMParse.cpp” on page 71.

HWSLPG00.hpp

This is the interface file for HWSLPG00.cpp. To see the complete sample, see “HWSLPG00.hpp” on page 73.

HWSLPG00.cpp

The C++ source for an output logical page class. A class is generated for each output logical page. This class includes a genHTML method that builds a buffer of HTML based on the result of the IMS transaction and returns it to the Web client. The generated CGI-BIN program uses this class. To see the complete sample, see “HWSLPG00.cpp” on page 75.

HWSLPG01.hpp

The interface file for HWSLPG01.cpp. To see the complete sample, see “HWSLPG01.hpp” on page 82.

HWSLPG01.cpp

The C++ source for an input logical page class. A class is generated for each input logical page. This class includes an execute method which compiles a list of all attribute values and calls the server DLL for building and passing the input message to IMS and returns one of the generated classes for the output logical pages. The generated CGI-BIN program uses this class. To see the complete sample, see “HWSLPG01.cpp” on page 84.

HWSLPG02.hpp

The interface file for HWSLPG02.cpp. To see the complete sample, see “HWSLPG02.hpp” on page 93.

HWSLPG02.cpp

The C++ source for an output logical page class. To see the complete sample, see “HWSLPG02.cpp” on page 94.

HWSLPG03.hpp

The interface file for HWSLPG03.cpp. To see the complete sample, see “HWSLPG03.hpp” on page 101.

HWSLPG03.cpp

The C++ source for an input logical page class. To see the complete sample, see “HWSLPG03.cpp” on page 103.

CGIvtcc.MAK

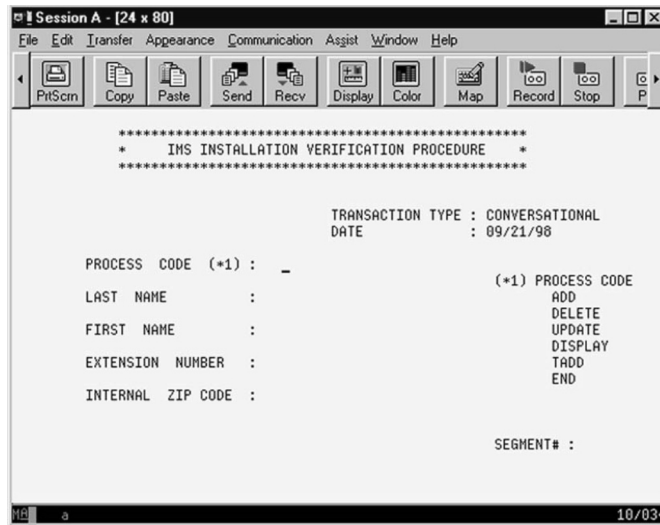
The makefile used to compile and link the source code, CGIproj.cpp, into an executable CGI-BIN program on a Windows NT Web server. To see the complete sample, see “CGIvtcc.mak” on page 112.

For the process of using the .mak file to create the executable form of the CGI-BIN program, see “Building an executable file” in the “IMS Web User’s Guide” or [click here to link online](#).

Modifying input HTML

IMS Web does not use information in the MFS FMT statement that is associated with a transaction. Therefore, the literal information that is used to identify fields

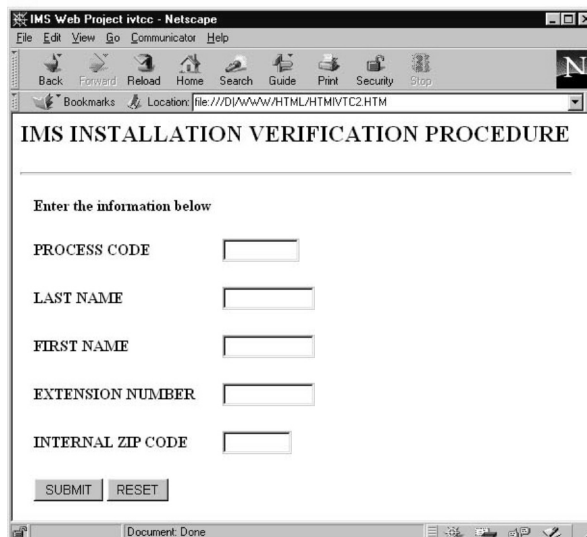
on the original 3270 screen is not available for the generated HTML.



To create an input HTML form that closely resembles the original 3270 display screen, modify the generated HTML as follows:

1. Left align the table.
2. Replace the text preceding each text-entry field with the literal used in the MFS FMT statement.
3. Add a heading and horizontal rule.
4. Remove the IMS Web image.

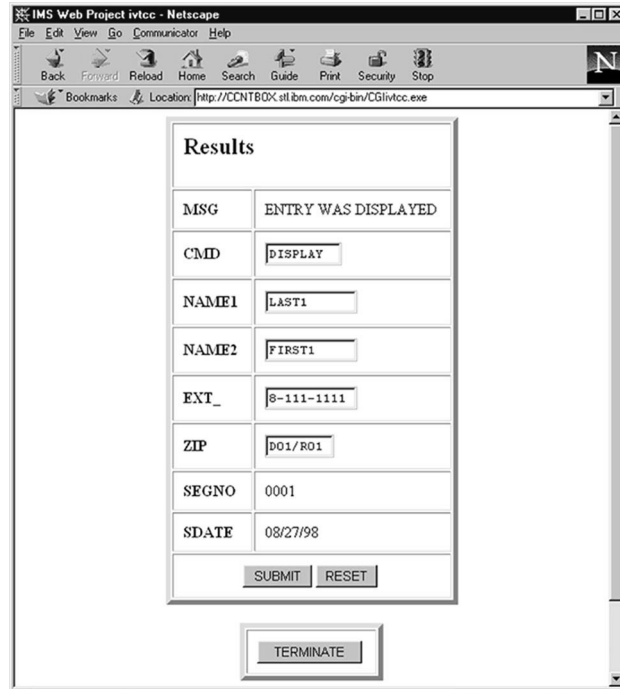
Following is the modified input HTML form.



To see the complete modified input HTML sample, see “HTMivtc2.HTM, modified input HTML” on page 115.

Modifying output HTML

The CGI-BIN program uses the `getHTML` method of the output logical page class to generate the output HTML. In this example, the following HTML is sent to the Web browser.



The screenshot shows a Netscape browser window titled "IMS Web Project ivtcc - Netscape". The address bar shows the location "http://CCNTBDX.sit.ibm.com/cgi-bin/CGIivtcc.exe". The main content area displays a form titled "Results". The form contains the following fields and buttons:

Results	
MSG	ENTRY WAS DISPLAYED
CMD	<input type="text" value="DISPLAY"/>
NAME1	<input type="text" value="LAST1"/>
NAME2	<input type="text" value="FIRST1"/>
EXT_	<input type="text" value="8-111-1111"/>
ZIP	<input type="text" value="D01/R01"/>
SEGNO	0001
SDATE	08/27/98
<input type="button" value="SUBMIT"/> <input type="button" value="RESET"/>	
<input type="button" value="TERMINATE"/>	

As is the case for input HTML, the output HTML is more meaningful if you modify it to resemble the original 3270 screen. Because the CGI-BIN program dynamically builds the output HTML using the `genHTML` method, you must modify the code of the `genHTML` method in the output LPAGE classes. The following is the modified output HTML form.



The screenshot shows a Netscape browser window titled "IMS Web Project ivtcc - Netscape". The address bar shows the location "http://CCNTBDX.sit.ibm.com/cgi-bin/CGIivtcc.exe". The main content area displays a form titled "IMS INSTALLATION VERIFICATION PROCEDURE". The form contains the following fields and buttons:

IMS INSTALLATION VERIFICATION PROCEDURE	
ENTRY WAS DISPLAYED	<input type="button" value="TERMINATE"/>
PROCESS CODE	<input type="text" value="DISPLAY"/>
LAST NAME	<input type="text" value="LAST1"/>
FIRST NAME	<input type="text" value="FIRST1"/>
EXTENSION NUMBER	<input type="text" value="8-111-2222"/>
INTERNAL ZIP CODE	<input type="text" value="D01/R01"/>
SEGMENT#	0001
DATE	08/31/98
<input type="button" value="SUBMIT"/> <input type="button" value="RESET"/>	

The output LPAGE classes was modified to replace the default **Results** heading with the heading **IMS Installation Verification Procedure**.

To see the sample of a modified genHTML method, see “Modified genHTML method” on page 116.

Only the genHTML method of the HWSLPG02.cpp file is shown. Modifications are enclosed by the following comments.

```
// Modifications...  
// End Modifications...
```

For a detailed description of the customization process, see “Chapter 3. Customizing generated code” on page 5.

IMS Web Net.Data example

This example is similar to the basic IMS Web example in that it can be used to verify your Net.Data environment and it shows how you can modify the generated input and output HTML.

MFS source

The following MFS source shows the 3270 Model 1 screen format used in the legacy application, as well as the input and output message descriptors.

```
/*  
/*****  
*/  
/* */  
/* (c) Copyright IBM Corp. 1998 */  
/* All Rights Reserved */  
/* Licensed Materials - Property of IBM */  
/* */  
/* DISCLAIMER OF WARRANTIES. */  
/* */  
/* The following [enclosed] code is generated by a software product of IBM */  
/* Corporation. */  
/* This generated code is provided to you solely for the purpose of assisting you in */  
/* the development of your applications. */  
/* The code is provided "AS IS." IBM MAKES NO WARRANTIES, EXPRESS OR */  
/* IMPLIED, INCLUDING BUT NOT LIMITED TO THE IMPLIED */  
/* WARRANTIES OF NONINFRINGEMENT, MERCHANTABILITY AND */  
/* FITNESS FOR A PARTICULAR PURPOSE, REGARDING THE FUNCTION */  
/* OR PERFORMANCE OF THIS CODE. */  
/* IBM shall not be liable for any damages arising out of your use of the generated */  
/* code, even if it has been advised of the possibility of such damages. */  
/* */  
/* DISTRIBUTION. */  
/* */  
/* This generated code can be freely distributed, copied, altered, and incorporated */  
/* into other software, provided that: */  
/* - It bears the above Copyright notice and DISCLAIMER intact */  
/* - The software is not offered for resale */  
/* */  
/*****  
***** INSTALL/IVP *****  
* NAME: DFSIVF32  
*DESCRIPTION: MFS FOR TRANCD IVTCC - CONVERSATIONAL HDAM/VSAM  
* DEFAULT TRAN: IVTCC  
* PSB : DFSIVP32  
* DEVICE: 3277 MOD 2  
* DATABASE: DFSIVD2  
* SYSTEM: CONVERSATIONAL
```

```

*                SINGLE SEGMENT/SINGLE TRANSMISSION INPUT
*                SINGLE SEGMENT OUTPUT
* * * * *
IVTCC  MSG  TYPE=OUTPUT,SOR=(IVTCCF,IGNORE),NXT=IVTCCM11
      SEG
      MFLD MSG,LTH=40
      MFLD CMD,LTH=8
      MFLD NAME1,LTH=10
      MFLD NAME2,LTH=10
      MFLD EXT#,LTH=10
      MFLD ZIP,LTH=7
      MFLD SEGNO,LTH=4
      MFLD (SDATE,DATE2)
      MSGEND
IVTCCM11 MSG  TYPE=INPUT,SOR=(IVTCCF,IGNORE),NXT=IVTCCM02
      SEG
      MFLD ' IVTCC      ',LTH=10
      MFLD CMD,LTH=8
      MFLD NAME1,LTH=10
      MFLD NAME2,LTH=10
      MFLD EXT#,LTH=10
      MFLD ZIP,LTH=7
      MSGEND
IVTCCM02 MSG  TYPE=OUTPUT,SOR=(IVTCCF,IGNORE),NXT=IVTCCM12
      SEG
      MFLD MSG,LTH=40
      MFLD CMD,LTH=8
      MFLD NAME1,LTH=10
      MFLD NAME2,LTH=10
      MFLD EXT#,LTH=10
      MFLD ZIP,LTH=7
      MFLD SEGNO,LTH=4
      MFLD (SDATE,DATE2)
      MSGEND
IVTCCM12 MSG  TYPE=INPUT,SOR=(IVTCCF,IGNORE),NXT=IVTCCM02
      SEG
      MFLD '      ',LTH=4
      MFLD CMD,LTH=8
      MFLD NAME1,LTH=10
      MFLD NAME2,LTH=10
      MFLD EXT#,LTH=10
      MFLD ZIP,LTH=7
      MSGEND
IVTCCF  FMT
      DEV  TYPE=3270-A02,FEAT=IGNORE,SYMSMSG=SYMSMSGA,DSCA=X'00E0'
      DIV  TYPE=INOUT
      DPAGE CURSOR=((10,34))
      DFLD '*****',X
            ATTR=PROT,POS=(2,14),LTH=50
      DFLD '*      IMS INSTALLATION VERIFICATION PROCEDURE      *',X
            ATTR=PROT,POS=(3,14),LTH=50
      DFLD '*****',X
            ATTR=PROT,POS=(4,14),LTH=50
      DFLD 'TRANSACTION TYPE : CONVERSATIONAL',POS=(7,40),LTH=33,X
            ATTR=PROT
      DFLD 'DATE              :',ATTR=PROT,POS=(8,40),LTH=18
SDATE   DFLD POS=(8,59),LTH=8,ATTR=PROT
CMD     DFLD 'PROCESS CODE (*1) :',ATTR=PROT,POS=(10,10),LTH=21
      DFLD POS=(10,34),LTH=8,ATTR=(HI,MOD)
      DFLD '(*1) PROCESS CODE ',ATTR=PROT,POS=(11,60),LTH=18
      DFLD 'LAST NAME          :',ATTR=PROT,POS=(12,10),LTH=21
NAME1   DFLD POS=(12,34),LTH=10,ATTR=(HI,MOD)
      DFLD '      ADD           ',ATTR=PROT,POS=(12,60),LTH=18
      DFLD '      DELETE        ',ATTR=PROT,POS=(13,60),LTH=18
      DFLD 'FIRST NAME         :',ATTR=PROT,POS=(14,10),LTH=21
NAME2   DFLD POS=(14,34),LTH=10,ATTR=(HI,MOD)
      DFLD '      UPDATE          ',ATTR=PROT,POS=(14,60),LTH=18

```

```

DFLD '          DISPLAY          ',ATTR=PROT,POS=(15,60),LTH=18
DFLD 'EXTENSION NUMBER  : ',ATTR=PROT,POS=(16,10),LTH=21
EXT#  DFLD POS=(16,34),LTH=10,ATTR=(HI,MOD)
DFLD '          TADD           ',ATTR=PROT,POS=(16,60),LTH=18
DFLD '          END            ',ATTR=PROT,POS=(17,60),LTH=18
DFLD 'INTERNAL ZIP CODE  : ',ATTR=PROT,POS=(18,10),LTH=21
ZIP   DFLD POS=(18,34),LTH=7,ATTR=(HI,MOD)
MSG   DFLD POS=(21,10),LTH=40,ATTR=PROT
DFLD 'SEGMENT# : ',ATTR=PROT,POS=(21,60),LTH=10
SEGNO DFLD POS=(21,72),LTH=4,ATTR=PROT
SYSMSG DFLD POS=(23,1),LTH=79,ATTR=HI
DEV   TYPE=(3270,2),FEAT=IGNORE,SYSMSG=SYSMSG,DSCA=X'00E0'
DIV   TYPE=INOUT
DPAGE CURSOR=((10,34))
DFLD '*****', X
      ATTR=PROT,POS=(2,14),LTH=50
DFLD '*      IMS INSTALLATION VERIFICATION PROCEDURE      *', X
      ATTR=PROT,POS=(3,14),LTH=50
DFLD '*****', X
      ATTR=PROT,POS=(4,14),LTH=50
DFLD 'TRANSACTION TYPE : CONVERSATIONAL',POS=(7,40),LTH=33, X
      ATTR=PROT
DFLD 'DATE              : ',ATTR=PROT,POS=(8,40),LTH=18
SDATE DFLD POS=(8,59),LTH=8,ATTR=PROT
      DFLD 'PROCESS CODE (*1) : ',ATTR=PROT,POS=(10,10),LTH=21
CMD   DFLD POS=(10,34),LTH=8,ATTR=(HI,MOD)
DFLD '(*1) PROCESS CODE ',ATTR=PROT,POS=(11,60),LTH=18
DFLD 'LAST NAME         : ',ATTR=PROT,POS=(12,10),LTH=21
NAME1 DFLD POS=(12,34),LTH=10,ATTR=(HI,MOD)
DFLD '          ADD          ',ATTR=PROT,POS=(12,60),LTH=18
DFLD '          DELETE       ',ATTR=PROT,POS=(13,60),LTH=18
DFLD 'FIRST NAME        : ',ATTR=PROT,POS=(14,10),LTH=21
NAME2 DFLD POS=(14,34),LTH=10,ATTR=(HI,MOD)
DFLD '          UPDATE      ',ATTR=PROT,POS=(14,60),LTH=18
DFLD '          DISPLAY     ',ATTR=PROT,POS=(15,60),LTH=18
DFLD 'EXTENSION NUMBER  : ',ATTR=PROT,POS=(16,10),LTH=21
EXT#  DFLD POS=(16,34),LTH=10,ATTR=(HI,MOD)
DFLD '          TADD           ',ATTR=PROT,POS=(16,60),LTH=18
DFLD '          END            ',ATTR=PROT,POS=(17,60),LTH=18
DFLD 'INTERNAL ZIP CODE  : ',ATTR=PROT,POS=(18,10),LTH=21
ZIP   DFLD POS=(18,34),LTH=7,ATTR=(HI,MOD)
MSG   DFLD POS=(21,10),LTH=40,ATTR=PROT
DFLD 'SEGMENT# : ',ATTR=PROT,POS=(21,60),LTH=10
SEGNO DFLD POS=(21,72),LTH=4,ATTR=PROT
SYSMSG DFLD POS=(23,1),LTH=79,ATTR=HI
      FMTEND
      END

```

Generated files


You use IMS Web Studio to generate the IMS Web application. After you have created an IMS Web Studio project and inserted the above MFS source file into the project, you are ready to generate and build your new IMS Web application. (Although the MFS source file contains both a FMT statement and MSG statements, IMS Web ignores the FMT statement and uses only the MSG statements in the generation process.)

For an IMS Web Studio project with the name **ivtcc**, IMS Web Studio generates the following files in directory **dtw**:

DTWivtcc.htm

This file contains a sample link that invokes Net.Data as a CGI-BIN program and references the generated Web macro and input HTML form. To see the complete sample, see “DTWivtcc.htm” on page 123.

The following is the generated sample link, as displayed by a browser.



DTWivtcc.mac

This is the Net.Data Web macro that contains the %HTML blocks for the input and output HTML for the IMS transaction, as well as a %FUNCTION block that defines a function that is used to submit the IMS transaction and receive its output. When the function is invoked, the data input in the input %HTML block, as well as the name of the generated transaction DLL, is passed to the Net.Data IMS Web language environment for processing. The output from the IMS transaction is returned to the transaction DLL, which in turn passes it to the IMS Web language environment. The language environment builds a Net.Data table from the transaction output, and the table is displayed by the output %HTML block of the Net.Data macro.

To see the complete sample, see “DTWivtcc.mac” on page 124.

DTWivtcc.cpp

This is the C++ source code for the transaction DLL that submits the IMS transaction. The transaction is invoked by Net.Data’s IMS Web language environment. The transaction program uses additional classes described below to submit an input message containing the data from the input %HTML block of the Net.Data macro to the IMS application, and then present the data in the output message from the IMS transaction to the Web browser. You only need to build its executable form using the generated .mak file (see “DTWivtcc.mak, generated make file” on page 139).

To see the complete sample, see “DTWivtcc.cpp, generated transaction program” on page 132.

DTWivtcc.def

The module definition file used in building the transaction DLL.

HWSLPG00.cpp

The C++ source for an output logical page class. A class is generated for each output logical page. The generated transaction program uses this class.

To see the complete sample, see “HWSLPG00.cpp” on page 75.

HWSLPG00.hpp

The interface file for HWSLPG00.cpp.

To see the complete sample, see “HWSLPG00.hpp” on page 73.

HWSLPG01.cpp

The C++ source for an input logical page class. A class is generated for each input logical page. The generated transaction program uses this class.

To see the complete sample, see “HWSLPG01.cpp” on page 84.

HWSLPG01.hpp

The interface file for HWSLPG01.cpp. To see the complete sample, see “HWSLPG01.hpp” on page 82.

HWSLPG02.cpp

The C++ source for an output logical page class. To see the complete sample, see “HWSLPG02.cpp” on page 94.

HWSLPG02.hpp

The interface file for HWSLPG02.cpp. To see the complete sample, see “HWSLPG02.hpp” on page 93.

HWSLPG03.cpp

The C++ source for an input logical page class. To see the complete sample, see “HWSLPG03.cpp” on page 103.

HWSLPG03.hpp

The interface file for HWSLPG03.cpp. To see the complete sample, see “HWSLPG03.hpp” on page 101.

DTWivtcc.mak

The makefile used to compile and link the source code, DTWivtcc.cpp, into a transaction DLL program on a WindowsNT Web server. To see the complete sample, see “DTWivtcc.mak, generated make file” on page 139.

For the procedure to use this .mak file to create the transaction DLL program, see “Building a CGI-BIN executable file” in the “IMS Web User’s Guide” or click here to link online.

Modifying input HTML

IMS Web does not use information in the MFS FMT statement that is associated with a transaction. Therefore, the literal information that is used to identify fields on the original 3270 screen is not available for the generated HTML.

To create an input HTML form that more closely resembles the original 3270 screen, modify the input %HTML as follows:

1. Left align the table.
2. Replace the text preceding each text-entry field with the literals similar to those used in the MFS FMT statement.
3. Add a heading and horizontal rule.
4. Remove the IMS Web image.

Following is the input HTML form from the modified input %HTML block of the Net.Data macro.

The screenshot shows a Netscape browser window titled "IMS Web Project wivtc - Netscape". The address bar contains the URL "http://CCNTB0X.stl.ibm.com/cgi-bin/db2www.exe/@wivtcc.mac/wivtc_InHTML". The main content area displays the "IMS INSTALLATION VERIFICATION PROCEDURE" form. The form includes the instruction "Enter the information below" and five input fields: "PROCESS CODE", "LAST NAME", "FIRST NAME", "EXTENSION NUMBER", and "INTERNAL ZIP CODE". At the bottom of the form are "SUBMIT" and "RESET" buttons. The browser's status bar at the bottom indicates "Document: Done".

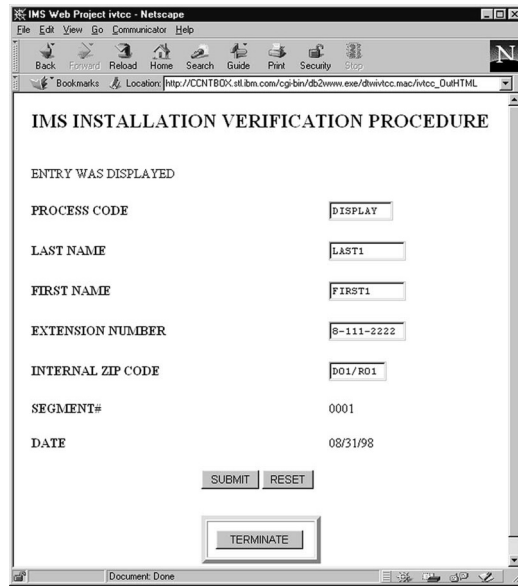
To see the complete modified macro sample, see "DTWivtc2.mac" on page 141.

Modifying output HTML

The output of the IMS transaction is presented by the output %HTML block of the Net.Data macro. The output %HTML block, **wivtc_OutHTML**, contains an invocation of the function defined in the %FUNCTION block. This function is invoked with the values entered in the input %HTML block, as well as the name of the transaction DLL. Net.Data invokes the IMS Web language environment which, in turn, invokes the transaction DLL to submit the IMS transaction. The IMS Web language environment builds a Net.Data table, **wivtc_RESULTS**, from the output of the transaction. The %REPORT block of the function then presents the data in the table as part of the output HTML.

As is the case for input HTML, the output HTML is more meaningful if you modify it to resemble the original 3270 screen. Changes can be made directly to the Net.Data macro. The %DEFINE section at the beginning of the Net.Data macro contains many of the heading values, and additional formatting, such as horizontal

rules, can be added to the output %HTML block and %REPORT block.



To see the modified %REPORT block in the Net.Data macro sample, see “DTWivtc2.mac” on page 141.

The table containing the output of the IMS transaction only contains “displayable” data of the output message. That is, any nontextual data, such as attribute bytes, SCA data, and so forth, is not represented in the table. If you wish to process this data you must modify the **genDisplayList** method to have the nondisplayable data added to the table. To see a description of the transaction output table, see “Sample IMS transaction table output” on page 149.

Appendix A. Generated files for basic IMS Web example

HTMivtcc.htm

```
<!-- ***** -->
<!-- *
<!-- * (c) Copyright IBM Corp. 1998 * -->
<!-- * All Rights Reserved * -->
<!-- * Licensed Materials - Property of IBM * -->
<!-- *
<!-- * DISCLAIMER OF WARRANTIES. * -->
<!-- *
<!-- * The following [enclosed] code is generated by a software product * -->
<!-- * of IBM Corporation. * -->
<!-- * This generated code is provided to you solely for the purpose of * -->
<!-- * assisting you in the development of your applications. * -->
<!-- * The code is provided "AS IS." IBM MAKES NO WARRANTIES, EXPRESS * -->
<!-- * OR IMPLIED, INCLUDING BUT NOT LIMITED TO THE IMPLIED WARRANTIES * -->
<!-- * OF NONINFRINGEMENT, MERCHANTABILITY AND FITNESS FOR A PARTICULAR * -->
<!-- * PURPOSE, REGARDING THE FUNCTION OR PERFORMANCE OF THIS CODE. * -->
<!-- * IBM shall not be liable for any damages arising out of your use * -->
<!-- * of the generated code, even if it has been advised of the * -->
<!-- * possibility of such damages. * -->
<!-- *
<!-- * DISTRIBUTION. * -->
<!-- *
<!-- * This generated code can be freely distributed, copied, altered, * -->
<!-- * and incorporated into other software, provided that: * -->
<!-- * - It bears the above Copyright notice and DISCLAIMER intact * -->
<!-- * - The software is not offered for resale * -->
<!-- *
<!-- ***** -->
<!-- ***** -->
<!-- * Generated by IMS Web Studio 2.1.2 1998.239 13:49:36 * -->
<!-- * Userid: Clchan * -->
<!-- * Project: ivtcc * -->
<!-- ***** -->
<!-- ***** -->
<!-- * * -->
<!-- * IMS Web generated HTML input form. * -->
<!-- *
<!-- * This form : * -->
<!-- *
<!-- * - has a table with label-entry fields pair for * -->
<!-- * each input field for the associated transaction. * -->
<!-- * - upon clicking on SUBMIT button, will POST the * -->
<!-- * corresponding CGI-Bin program. * -->
<!-- *
<!-- * You may modify this form as long as the names for * -->
<!-- * each entry fields are not changed. * -->
<!-- *
<!-- ***** -->
<HTML>
<HEAD>
<TITLE>IMS Web Project ivtcc</TITLE>
</HEAD>
<BODY TEXT="000000">
<form method="POST" action="/cgi-bin/CGIivtcc.exe">
<center>
<table border="5" cellpadding="10">
<tr>
<td colspan=2 align="center" valign="center">
<strong>Enter the information below</strong>
```

```

<br>
<tr>
  <td><strong>CMD</strong>
<td><INPUT TYPE="text" NAME="CMD" SIZE=8 MAXLENGTH=8 VALUE="">
<tr>
  <td><strong>NAME1</strong>
<td><INPUT TYPE="text" NAME="NAME1" SIZE=10 MAXLENGTH=10 VALUE="">
<tr>
  <td><strong>NAME2</strong>
<td><INPUT TYPE="text" NAME="NAME2" SIZE=10 MAXLENGTH=10 VALUE="">
<tr>
  <td><strong>EXT_</strong>
<td><INPUT TYPE="text" NAME="EXT_" SIZE=10 MAXLENGTH=10 VALUE="">
<tr>
  <td><strong>ZIP</strong>
<td><INPUT TYPE="text" NAME="ZIP" SIZE=7 MAXLENGTH=7 VALUE="">
</td>
<tr>
<td colspan=2 align="center" valign="center">
<input type="submit" value="SUBMIT">
<input type="reset" value="RESET">
</td>
</table>
</center>
<INPUT TYPE="HIDDEN" NAME="RUName" VALUE="HWSINIT">
<INPUT TYPE="HIDDEN" NAME="LPageName" VALUE="HWSLPG01">
<INPUT TYPE="HIDDEN" NAME="ConvID" VALUE="HWSINIT">
<INPUT TYPE="HIDDEN" NAME="DateTime" VALUE="HWSINIT">
<INPUT TYPE="HIDDEN" NAME="Millisecs" VALUE="HWSINIT">
<INPUT TYPE="HIDDEN" NAME="HWSTERM" VALUE="HWSCONT">
</form>
<p>
<CENTER>

</CENTER>
</BODY>
</HTML>

```

CGIvtcc.cpp

```

/*****/
/*
/* (c) Copyright IBM Corp. 1998
/* All Rights Reserved
/* Licensed Materials - Property of IBM
/*
/* DISCLAIMER OF WARRANTIES.
/*
/* The following [enclosed] code is generated by a software product
/* of IBM Corporation.
/* This generated code is provided to you solely for the purpose of
/* assisting you in the development of your applications.
/* The code is provided "AS IS." IBM MAKES NO WARRANTIES, EXPRESS
/* OR IMPLIED, INCLUDING BUT NOT LIMITED TO THE IMPLIED WARRANTIES
/* OF NONINFRINGEMENT, MERCHANTABILITY AND FITNESS FOR A PARTICULAR
/* PURPOSE, REGARDING THE FUNCTION OR PERFORMANCE OF THIS CODE.
/* IBM shall not be liable for any damages arising out of your use
/* of the generated code, even if it has been advised of the
/* possibility of such damages.
/*
/* DISTRIBUTION.
/*
/* This generated code can be freely distributed, copied, altered,
/* and incorporated into other software, provided that:
/* - It bears the above Copyright notice and DISCLAIMER intact
/* - The software is not offered for resale
*/

```

```

/*
/*****

/*****
/* Generated by IMS Web Studio 2.1.2 1998.239 13:49:36 */
/* Userid: Clchan */
/* Project: ivtcc */
/*****

#include <iostream.h>
#include <stdio.h>
#include <string.h>
#include <stdlib.h>
#include <process.h>
#include "hwsutil.hpp"
#include "HTMParse.hpp"
#include "HWSLPG01.hpp"
#include "HWSLPG03.hpp"
#include "HWSLPG00.hpp"
#include "HWSLPG02.hpp"

/*****
/*
/* IMS Web generated CGI-Bin executable source code.
/*
/* INPUT : string generated by input HTML from STDIN
/* OUTPUT: generated HTML to STDOUT
/*
/* This routine :
/*
/* - parses the input for associated IMS transaction
/* by using the constructor of HTML parsing class,
/* - invokes the transaction by calling the execute
/* method of the transaction input class,
/* - and generates the output HTML from the output of
/* the IMS transaction by using the transaction
/* output class.
/*
/*
/*****

/*****
/* MAIN PROGRAM */
/*****

int main (int argc, char *argv[])
{
// The length of the input array must be large enough
// to hold the input stream generated by the HTML input
char input[296];
char ruName[9];
char *ruNameIn = NULL;

HtmParse *request;

HWSUtil *util;

HWSTranIn *tranObj = NULL;
#ifdef _TRAP
char *trap = NULL;
*trap = 'Y';
#endif
HWSTranOut *pLpg = NULL;
HWSTranOut *qLpg = NULL;

/*****
/* input comes from POST action of the input HTML file */
/*****

```

```

cin >> input;

/*****
/* Following line instantiates an object of the generated input */
/* parsing class. The constructor of the class will parse the */
/* input string and populate the attributes. */
*****/
request = new HtmParse (input);

util = new HWSUtil;

/*****
/* Start generating the HTML header. */
*****/
cout << "Content-type: text/html\n\n";
cout << "<!-- *****-->\n";
cout << "<!-- * * -->\n";
cout << "<!-- * (c) Copyright IBM Corp. 1998 * -->\n";
cout << "<!-- * All Rights Reserved * -->\n";
cout << "<!-- * Licensed Materials - Property of IBM * -->\n";
cout << "<!-- * * -->\n";
cout << "<!-- * DISCLAIMER OF WARRANTIES. * -->\n";
cout << "<!-- * * -->\n";
cout << "<!-- * The following [enclosed] code is generated by a software * -->\n";
cout << "<!-- * product of IBM Corporation. * -->\n";
cout << "<!-- * This generated code is provided to you solely for the * -->\n";
cout << "<!-- * purpose of assisting you in the development of your * -->\n";
cout << "<!-- * applications. * -->\n";
cout << "<!-- * The code is provided AS IS. IBM MAKES NO WARRANTIES, * -->\n";
cout << "<!-- * EXPRESS OR IMPLIED, INCLUDING BUT NOT LIMITED TO THE * -->\n";
cout << "<!-- * IMPLIED WARRANTIES OF NONINFRINGEMENT, MERCHANTABILITY * -->\n";
cout << "<!-- * AND FITNESS FOR A PARTICULAR PURPOSE, REGARDING THE * -->\n";
cout << "<!-- * FUNCTION OR PERFORMANCE OF THIS CODE. * -->\n";
cout << "<!-- * IBM shall not be liable for any damages arising out of * -->\n";
cout << "<!-- * your use of the generated code, even if it has been * -->\n";
cout << "<!-- * advised of the possibility of such damages. * -->\n";
cout << "<!-- * * -->\n";
cout << "<!-- * DISTRIBUTION. * -->\n";
cout << "<!-- * * -->\n";
cout << "<!-- * This generated code can be freely distributed, copied, * -->\n";
cout << "<!-- * altered, and incorporated into other software, provided * -->\n";
cout << "<!-- * that: * -->\n";
cout << "<!-- * - It bears the above Copyright notice and DISCLAIMER * -->\n";
cout << "<!-- * intact * -->\n";
cout << "<!-- * - The software is not offered for resale * -->\n";
cout << "<!-- * * -->\n";
cout << "<!-- ***** -->\n";
cout << "<!-- ***** -->\n";
cout << "<!-- * Generated by IMS Web Studio 2.1.2 1998.239 13:49:36 * -->\n";
cout << "<!-- * Userid: Clchan * -->\n";
cout << "<!-- * Project: ivtcc * -->\n";
cout << "<!-- ***** -->\n";
cout << "<html><head><TITLE>IMS Web Project ivtcc</title>\n";
cout << "<BODY TEXT=\"000000\">\n";

/*****
/* Setting up the transaction input object. */
*****/
if (0) {
} else if (!strcmp(request->getValue("LPageName"),"HWSLPG01")) {
    tranObj = new HWSLPG01In();
} else if (!strcmp(request->getValue("LPageName"),"HWSLPG03")) {
    tranObj = new HWSLPG03In();
} else {
cout << "Error Occured in the Server CGI-BIN program contact the WEB.Master<p>\n";
/*****
/* Generating the HTML tail. */

```

```

/*****/
cout << "<
/body><
/html>\n";

delete request;
return 0;
}

/* Set the requester unique name which is used as LTERM name. */
tranObj->setRuname(util->getRuname(runame));
runameIn = request->getValue("RUName");
if (runameIn == NULL) {
    tranObj->setRuname(util->getRuname(runame));
} else if (!strcmp(runameIn,"HWSINIT")){
    tranObj->setRuname(util->getRuname(runame));
} else {
    strcpy(runame,runameIn);
}
tranObj->setRuname(runame);

tranObj->setInLPageName(request->getValue("LPageName"));
tranObj->setConvIDFN(request->getValue("ConvID"));
tranObj->setDateTime(request->getValue("DateTime"));
tranObj->setMillisecs(request->getValue("Millisecs"));
tranObj->setHwsTerm(request->getValue("HWSTERM"));

/* Set the RACF userid. */
tranObj->setUser("GOFISHIN");
/* Set the RACF groupname. */
tranObj->setGroup("SALMON");
/* Set the hostname for TCP/IP OTMA Connection. */
tranObj->setHost("CSDMEC13");
/* Set the port address for TCP/IP OTMA Connection. */
tranObj->setPort("9999");
/* Set the Datastore id. */
tranObj->setIMS("SOCKEYE");
/* Set the input attributes. */
if (0) {
} else if (!strcmp(request->getValue("LPageName"),"HWSLPG01")) {
tranObj->setAttr("HWSMF009",request->getValue("CMD"));

tranObj->setAttr("HWSMF00A",request->getValue("NAME1"));

tranObj->setAttr("HWSMF00B",request->getValue("NAME2"));

tranObj->setAttr("HWSMF00C",request->getValue("EXT_"));

tranObj->setAttr("HWSMF00D",request->getValue("ZIP"));

} else if (!strcmp(request->getValue("LPageName"),"HWSLPG03")) {
tranObj->setAttr("HWSMF00N",request->getValue("CMD"));

tranObj->setAttr("HWSMF00O",request->getValue("NAME1"));

tranObj->setAttr("HWSMF00P",request->getValue("NAME2"));

tranObj->setAttr("HWSMF00Q",request->getValue("EXT_"));

tranObj->setAttr("HWSMF00R",request->getValue("ZIP"));

}
/*****/
/* Calling the execute method to send the request to host. */
/*****/
pLpg = tranObj->execute();

```

```

/*****/
/* Processing output from host. */
/*****/
if (!pLpg) {
cout << "Error Occured in the Server CGI-BIN program contact the WEB.Master<p>\n";
} else {
while (pLpg) {
cout << " " << pLpg->genHTML() << "<p>";
qLpg = pLpg;
pLpg = qLpg->getNext();
free(qLpg);
} /* end while */
} /* end if */

/*****/
/* Generating the HTML tail. */
/*****/
cout << "</body></html>\n";

delete request;
return 0;

}

```

HTMParse.hpp

```

/*****/
/*
/* (c) Copyright IBM Corp. 1998
/* All Rights Reserved
/* Licensed Materials - Property of IBM
/*
/* DISCLAIMER OF WARRANTIES.
/*
/* The following [enclosed] code is generated by a software product
/* of IBM Corporation.
/* This generated code is provided to you solely for the purpose of
/* assisting you in the development of your applications.
/* The code is provided "AS IS." IBM MAKES NO WARRANTIES, EXPRESS
/* OR IMPLIED, INCLUDING BUT NOT LIMITED TO THE IMPLIED WARRANTIES
/* OF NONINFRINGEMENT, MERCHANTABILITY AND FITNESS FOR A PARTICULAR
/* PURPOSE, REGARDING THE FUNCTION OR PERFORMANCE OF THIS CODE.
/* IBM shall not be liable for any damages arising out of your use
/* of the generated code, even if it has been advised of the
/* possibility of such damages.
/*
/* DISTRIBUTION.
/*
/* This generated code can be freely distributed, copied, altered,
/* and incorporated into other software, provided that:
/* - It bears the above Copyright notice and DISCLAIMER intact
/* - The software is not offered for resale
/*
/*****/

/*****/
/* Generated by IMS Web Studio 2.1.2 1998.239 13:49:36 */
/* Userid: Clchan */
/* Project: ivtcc */
/*****/

#ifndef HTMParse_HPP
#define HTMParse_HPP

```

```

#include <stddef.h>
#include <ctype.h>
#include "hwsdlist.hpp"
#include "hwslnode.hpp"

/*****
/*
/* IMS Web generated HTML input parsing class defintion.*/
/*
/* This class :
/*
/* - parses the input for associated IMS transaction
/* passed in the constructor and populates its
/* attributes with the parsed value.
/*
/*
*****/

class HtmParse
{
public:
HtmParse (char * req);
HtmParse ();
char * getValue (char * name);

private:
HWSList * vars;

};

#endif

```

HTMParse.cpp

```

/*****
/*
/* (c) Copyright IBM Corp. 1998
/* All Rights Reserved
/* Licensed Materials - Property of IBM
/*
/* DISCLAIMER OF WARRANTIES.
/*
/* The following [enclosed] code is generated by a software product
/* of IBM Corporation.
/* This generated code is provided to you solely for the purpose of
/* assisting you in the development of your applications.
/* The code is provided "AS IS." IBM MAKES NO WARRANTIES, EXPRESS
/* OR IMPLIED, INCLUDING BUT NOT LIMITED TO THE IMPLIED WARRANTIES
/* OF NONINFRINGEMENT, MERCHANTABILITY AND FITNESS FOR A PARTICULAR
/* PURPOSE, REGARDING THE FUNCTION OR PERFORMANCE OF THIS CODE.
/* IBM shall not be liable for any damages arising out of your use
/* of the generated code, even if it has been advised of the
/* possibility of such damages.
/*
/* DISTRIBUTION.
/*
/* This generated code can be freely distributed, copied, altered,
/* and incorporated into other software, provided that:
/* - It bears the above Copyright notice and DISCLAIMER intact
/* - The software is not offered for resale
/*
*****/

/*****
/* Generated by IMS Web Studio 2.1.2 1998.239 13:49:36 */
/* Userid: Clchan */
/* Project: ivtcc */
*****/

```

```

/*****/
/*
/* IMS Web generated HTML input parsing class.
/*
/* This class :
/*
/* - parses the input for associated IMS transaction
/* passed in from IMS Web generated HTML Form,
/* - builds a name-value pair list to be accessed by
/* the other generated classes.
/*
/*
/*****/

#include <stdlib.h>
#include <stdio.h>
#include <string.h>
#include "hwsutil.hpp"
#include "HTMParse.hpp"

/*****/
/* Constructor */
/*****/

HtmParse::HtmParse (char * req)
{
int i;
char *preq, *key, *value, *posamp, *poseq;
HWSUtil util;
HWSVers HWSVRM = HWSCURVRM;
CONVType convType = USEGLISH;
vars = new HWSList("vars");

/*****/
/* Change all plusses back to spaces */
/*****/

for(i=0; req[i]; i++) {
if(req[i] == '+') req[i] = ' ';
} /* end for */

poseq = strchr(req, '=');
if (poseq) {
*poseq = '\0';
key = req;
preq = poseq+1;
} else {
key = NULL;
} /* end if */

/*****/
/* Parse all key value pairs and set attributes */
/*****/

while (key) {
posamp = strchr(preq, '&');
value = preq;
if (posamp) {
*posamp = '\0';
preq = posamp+1;
} else {
preq = NULL;
} /* end if */

/*****/
/* Process any escape character sequence */
/*****/

```



```

if (*value) {
util.unper(value, convType);
} else {
value = NULL;
} /* end if */

/*****
/* Setting the parsed value in attributes */
*****/
if (value == NULL) {
vars->addNode(new HWSLNode(key,0,value));
} else {
vars->addNode(new HWSLNode(key,strlen(value)+1,value));
}

if (preq) {
poseq = strchr(preq,'=');
} else {
poseq = NULL;
} /* end if */
if (poseq) {
*poseq = '\0';
key = preq;
preq = poseq+1;
} else {
key = NULL;
} /* end if */

} /* end while */

}

/*****
/* Destructor */
*****/

HtmParse::~HtmParse(){
}

/*****
/* getValue */
*****/

char * HtmParse::getValue(char * name){
char * value = NULL;
HWSLNode * valNode = NULL;

valNode = vars->findNamed(name);
if (valNode != NULL) value = (char *)valNode->data;

return (value);
}

```

HWSLPG00.hpp

```

/*****
/*
/* (c) Copyright IBM Corp. 1998
/* All Rights Reserved
/* Licensed Materials - Property of IBM
/*
/* DISCLAIMER OF WARRANTIES.
/*
/* The following [enclosed] code is generated by a software product
/* of IBM Corporation.
/* This generated code is provided to you solely for the purpose of
*/

```

```

/* assisting you in the development of your applications. */
/* The code is provided "AS IS." IBM MAKES NO WARRANTIES, EXPRESS */
/* OR IMPLIED, INCLUDING BUT NOT LIMITED TO THE IMPLIED WARRANTIES */
/* OF NONINFRINGEMENT, MERCHANTABILITY AND FITNESS FOR A PARTICULAR */
/* PURPOSE, REGARDING THE FUNCTION OR PERFORMANCE OF THIS CODE. */
/* IBM shall not be liable for any damages arising out of your use */
/* of the generated code, even if it has been advised of the */
/* possibility of such damages. */
/* */
/* DISTRIBUTION. */
/* */
/* This generated code can be freely distributed, copied, altered, */
/* and incorporated into other software, provided that: */
/* - It bears the above Copyright notice and DISCLAIMER intact */
/* - The software is not offered for resale */
/* */
/*****/

/*****/
/* Generated by IMS Web Studio 2.1.2 1998.239 13:49:36 */
/* Userid: Clchan */
/* Project: ivtcc */
/*****/

#ifndef HWSLPG00_HPP
#define HWSLPG00_HPP

#include "hwstout.hpp"

#define HWSLPG00Out_MAX_MSG 40
#define HWSLPG00Out_MAX_CMD 8
#define HWSLPG00Out_MAX_NAME1 10
#define HWSLPG00Out_MAX_NAME2 10
#define HWSLPG00Out_MAX_EXT 10
#define HWSLPG00Out_MAX_ZIP 7
#define HWSLPG00Out_MAX_SEGNO 4
#define HWSLPG00Out_MAX_SDATE 8

/*****/
/* */
/* IMS Web generated transaction output class definition.*/
/* */
/* This class : */
/* */
/* - provides the genHTML method which generates the */
/* HTML output based on the result of IMS tran. */
/* */
/*****/

class HWSLPG00Out : public HWSTranOut {

public:

// LifeCycle
HWSLPG00Out(HWSDList * fldList);
HWSLPG00Out();

// Overloaded Method
virtual char * genHTML();
virtual HWSLNode * genList();
virtual HWSLNode * genDisplayList();

// Access Methods for Fields
inline char * getMSG() {return(getAttr("HWSMF000"))};
inline char * getCMD() {return(getAttr("HWSMF001"))};
inline char * getName1() {return(getAttr("HWSMF002"))};
inline char * getName2() {return(getAttr("HWSMF003"))};

```

```

inline char * getEXT_()      {return(getAttr("HWSMF004"))};
inline char * getZIP_()     {return(getAttr("HWSMF005"))};
inline char * getSEGNO()    {return(getAttr("HWSMF006"))};
inline char * getSDATE()    {return(getAttr("HWSMF007"))};

private:

HWSList * fList;

char MSG[HWSLPG00Out_MAX_MSG+1];
char CMD[HWSLPG00Out_MAX_CMD+1];
char NAME1[HWSLPG00Out_MAX_NAME1+1];
char NAME2[HWSLPG00Out_MAX_NAME2+1];
char EXT_[HWSLPG00Out_MAX_EXT_+1];
char ZIP[HWSLPG00Out_MAX_ZIP+1];
char SEGNO[HWSLPG00Out_MAX_SEGNO+1];
char SDATE[HWSLPG00Out_MAX_SDATE+1];

};

#endif

```

HWSLPG00.cpp

```

/*****
/*
/* (c) Copyright IBM Corp. 1998
/* All Rights Reserved
/* Licensed Materials - Property of IBM
/*
/* DISCLAIMER OF WARRANTIES.
/*
/* The following [enclosed] code is generated by a software product
/* of IBM Corporation.
/* This generated code is provided to you solely for the purpose of
/* assisting you in the development of your applications.
/* The code is provided "AS IS." IBM MAKES NO WARRANTIES, EXPRESS
/* OR IMPLIED, INCLUDING BUT NOT LIMITED TO THE IMPLIED WARRANTIES
/* OF NONINFRINGEMENT, MERCHANTABILITY AND FITNESS FOR A PARTICULAR
/* PURPOSE, REGARDING THE FUNCTION OR PERFORMANCE OF THIS CODE.
/* IBM shall not be liable for any damages arising out of your use
/* of the generated code, even if it has been advised of the
/* possibility of such damages.
/*
/* DISTRIBUTION.
/*
/* This generated code can be freely distributed, copied, altered,
/* and incorporated into other software, provided that:
/* - It bears the above Copyright notice and DISCLAIMER intact
/* - The software is not offered for resale
/*
*****/

/*****
/* Generated by IMS Web Studio 2.1.2 1998.239 13:49:36 */
/* Userid: Clchan */
/* Project: ivtcc */
*****/

#include <stdio.h>
#include <string.h>
#include <stdlib.h>
#include "hws.h"
#include "hwstran.hpp"
#include "hwsmsgsf.hpp"
#include "hwsmsgf.hpp"
#include "hwsjpgf.hpp"

```

```

#include "hwssegf.hpp"
#include "hwsfldf.hpp"
#include "hwsdlist.hpp"
#include "hwslnode.hpp"
#include "HWSLPG00.hpp"

/*****
/*
/* IMS Web generated transaction output class.
/*
/* This class :
/*
/* - provides the genHTML method which generates the
/* HTML output based on the result of IMS tran.
/*
/*
*****/

// LifeCycle
HWSLPG00Out::HWSLPG00Out(HWSDList * fldList):
HWSTranOut("HWSLPG00Out")
{

    fldList = fldList;

    import(fldList);
}

HWSLPG00Out:: HWSLPG00Out()
{
}

// Overloaded Method genHTML
char * HWSLPG00Out::genHTML()
{
    char * buf;

    buf = (char *)malloc(4420);

    strcpy(buf,"<center>\n");
    if (strcmp(convIDFN,"HWSEXIT")) {
        strcat(buf,"<form method=\"POST\" action=\"/cgi-bin/CGIivtcc.exe\">\n");
    }

    strcat(buf,"<table border=5 cellpadding=10>\n");

    strcat(buf,"<tr>\n");
    strcat(buf,"<td colspan=2 align=\"left\" valign=\"center\">\n");
    strcat(buf,"<h2>Results</h2>\n");
    strcat(buf,"</td>\n");
    strcat(buf,"<tr><td><strong>");
    strcat(buf,"MSG");
    strcat(buf,"</strong>\n");
    strcat(buf,"<td>");
    if (getAttr("HWSMF000") != NULL) strcat(buf,getAttr("HWSMF000"));
    strcat(buf,"");
    strcat(buf,"<tr><td><strong>");
    strcat(buf,"CMD");
    strcat(buf,"</strong>\n");
    strcat(buf,"<td>");
    if (strcmp(convIDFN,"HWSEXIT")) {
        strcat(buf,"<INPUT TYPE=\"text\" NAME=\"CMD\" SIZE=8 MAXLENGTH=8 VALUE=\"");
    }
    if (getAttr("HWSMF001") != NULL) strcat(buf,getAttr("HWSMF001"));
    if (strcmp(convIDFN,"HWSEXIT")) {
        strcat(buf,"\">\n");
    } else {

```

```

strcat(buf, "\n");
}
strcat(buf, "<tr><td><strong>");
strcat(buf, "NAME1");
strcat(buf, "</strong>\n");
strcat(buf, "<td>");
if (strcmp(convIDFN, "HWSEXIT")) {
strcat(buf, "<INPUT TYPE=\"text\" NAME=\"NAME1\" SIZE=10 MAXLENGTH=10
VALUE=\"");
}
if (getAttr("HWSMF002") != NULL) strcat(buf, getAttr("HWSMF002"));
if (strcmp(convIDFN, "HWSEXIT")) {
strcat(buf, "\">\n");
} else {
strcat(buf, "\n");
}
strcat(buf, "<tr><td><strong>");
strcat(buf, "NAME2");
strcat(buf, "</strong>\n");
strcat(buf, "<td>");
if (strcmp(convIDFN, "HWSEXIT")) {
strcat(buf, "<INPUT TYPE=\"text\" NAME=\"NAME2\" SIZE=10 MAXLENGTH=10
VALUE=\"");
}
if (getAttr("HWSMF003") != NULL) strcat(buf, getAttr("HWSMF003"));
if (strcmp(convIDFN, "HWSEXIT")) {
strcat(buf, "\">\n");
} else {
strcat(buf, "\n");
}
strcat(buf, "<tr><td><strong>");
strcat(buf, "EXT_");
strcat(buf, "</strong>\n");
strcat(buf, "<td>");
if (strcmp(convIDFN, "HWSEXIT")) {
strcat(buf, "<INPUT TYPE=\"text\" NAME=\"EXT_\" SIZE=10 MAXLENGTH=10 VALUE=\"");
}
if (getAttr("HWSMF004") != NULL) strcat(buf, getAttr("HWSMF004"));
if (strcmp(convIDFN, "HWSEXIT")) {
strcat(buf, "\">\n");
} else {
strcat(buf, "\n");
}
strcat(buf, "<tr><td><strong>");
strcat(buf, "ZIP");
strcat(buf, "</strong>\n");
strcat(buf, "<td>");
if (strcmp(convIDFN, "HWSEXIT")) {
strcat(buf, "<INPUT TYPE=\"text\" NAME=\"ZIP\" SIZE=7 MAXLENGTH=7 VALUE=\"");
}
if (getAttr("HWSMF005") != NULL) strcat(buf, getAttr("HWSMF005"));
if (strcmp(convIDFN, "HWSEXIT")) {
strcat(buf, "\">\n");
} else {
strcat(buf, "\n");
}
strcat(buf, "<tr><td><strong>");
strcat(buf, "SEGNO");
strcat(buf, "<strong>\n");
strcat(buf, "<td>");
if (getAttr("HWSMF006") != NULL) strcat(buf, getAttr("HWSMF006"));
strcat(buf, "\n");
strcat(buf, "<tr><td><strong>");
strcat(buf, "SDATE");
strcat(buf, "</strong>\n");
strcat(buf, "<td>");
if (getAttr("HWSMF007") != NULL) strcat(buf, getAttr("HWSMF007"));

```

```

strcat(buf, "\n");
if (strcmp(convIDFN, "HWSEXIT")) {
strcat(buf, "<tr>\n");
strcat(buf, "<td colspan=2 align=\"center\" valign=\"center\">\n");
strcat(buf, "<input type=\"submit\" value=\"SUBMIT\">\n");
strcat(buf, "<input type=\"reset\" value=\"RESET\">\n");
strcat(buf, "</td>\n");
}
strcat(buf, "</table>\n");
strcat(buf, "</center>\n");
if (strcmp(convIDFN, "HWSEXIT")) {
strcat(buf, "<INPUT TYPE=\"HIDDEN\" NAME=\"RUName\" VALUE=\"\"");
strcat(buf, RUName);
strcat(buf, "\">\n");
strcat(buf, "<INPUT TYPE=\"HIDDEN\" NAME=\"LPageName\" VALUE=\"\"");
strcat(buf, inLPageName);
strcat(buf, "\">\n");
strcat(buf, "<INPUT TYPE=\"HIDDEN\" NAME=\"ConvID\" VALUE=\"\"");
strcat(buf, convIDFN);
strcat(buf, "\">\n");
strcat(buf, "<INPUT TYPE=\"HIDDEN\" NAME=\"DateTime\" VALUE=\"\"");
strcat(buf, dateTime);
strcat(buf, "\">\n");
strcat(buf, "<INPUT TYPE=\"HIDDEN\" NAME=\"Millisecs\" VALUE=\"\"");
strcat(buf, millisecs);
strcat(buf, "\">\n");
strcat(buf, "<INPUT TYPE=\"HIDDEN\" NAME=\"HWSTERM\" VALUE=\"HWSCONT\">\n");
if (userName != NULL) {
strcat(buf, "<INPUT TYPE=\"HIDDEN\" NAME=\"HWSUSER\" VALUE=\"\"");
strcat(buf, userName);
strcat(buf, "\">\n");
}
if (groupName != NULL) {
strcat(buf, "<INPUT TYPE=\"HIDDEN\" NAME=\"HWSGROUP\" VALUE=\"\"");
strcat(buf, groupName);
strcat(buf, "\">\n");
}
if (hostName != NULL) {
strcat(buf, "<INPUT TYPE=\"HIDDEN\" NAME=\"HWSHOST\" VALUE=\"\"");
strcat(buf, hostName);
strcat(buf, "\">\n");
}
if (imsName != NULL) {
strcat(buf, "<INPUT TYPE=\"HIDDEN\" NAME=\"HWSIMS\" VALUE=\"\"");
strcat(buf, imsName);
strcat(buf, "\">\n");
}
if (port != NULL) {
strcat(buf, "<INPUT TYPE=\"HIDDEN\" NAME=\"HWSPORT\" VALUE=\"\"");
strcat(buf, port);
strcat(buf, "\">\n");
}
strcat(buf, "</form>\n");
strcat(buf, "<form method=\"POST\" action=\"/cgi-bin/CGIivtcc.exe\">\n");
strcat(buf, "<center>\n");
strcat(buf, "<table border=5 cellpadding=10>\n");
strcat(buf, "<INPUT TYPE=\"HIDDEN\" NAME=\"MSG\" VALUE=\" \">\n");
strcat(buf, "<INPUT TYPE=\"HIDDEN\" NAME=\"CMD\" VALUE=\" \">\n");
strcat(buf, "<INPUT TYPE=\"HIDDEN\" NAME=\"NAME1\" VALUE=\" \">\n");
strcat(buf, "<INPUT TYPE=\"HIDDEN\" NAME=\"NAME2\" VALUE=\" \">\n");
strcat(buf, "<INPUT TYPE=\"HIDDEN\" NAME=\"EXT\" VALUE=\" \">\n");
strcat(buf, "<INPUT TYPE=\"HIDDEN\" NAME=\"ZIP\" VALUE=\" \">\n");
strcat(buf, "<INPUT TYPE=\"HIDDEN\" NAME=\"SEGNO\" VALUE=\" \">\n");
strcat(buf, "<INPUT TYPE=\"HIDDEN\" NAME=\"SDATE\" VALUE=\" \">\n");
strcat(buf, "<tr>\n");
strcat(buf, "<td colspan=2 align=\"center\" valign=\"center\">\n");
strcat(buf, "<input type=\"submit\" value=\"TERMINATE\">\n");

```

```

strcat(buf,"</td>\n");
strcat(buf,"</table>\n");
strcat(buf,"</center>\n");
strcat(buf,"<INPUT TYPE=\"HIDDEN\" NAME=\"RUName\" VALUE=\"\"");
strcat(buf,RUName);
strcat(buf,">\n");
strcat(buf,"<INPUT TYPE=\"HIDDEN\" NAME=\"LPageName\" VALUE=\"\"");
strcat(buf,inLPageName);
strcat(buf,">\n");
strcat(buf,"<INPUT TYPE=\"HIDDEN\" NAME=\"ConvID\" VALUE=\"\"");
strcat(buf,convIDFN);
strcat(buf,">\n");
strcat(buf,"<INPUT TYPE=\"HIDDEN\" NAME=\"DateTime\" VALUE=\"\"");
strcat(buf,dateTime);
strcat(buf,">\n");
strcat(buf,"<INPUT TYPE=\"HIDDEN\" NAME=\"Millisecs\" VALUE=\"\"");
strcat(buf,millisecs);
strcat(buf,">\n");
strcat(buf,"<INPUT TYPE=\"HIDDEN\" NAME=\"HWSTERM\" VALUE=\"HWSTERM\">\n");
if (userName != NULL) {
strcat(buf,"<INPUT TYPE=\"HIDDEN\" NAME=\"HWSUSER\" VALUE=\"\"");
strcat(buf,userName);
strcat(buf,">\n");
}
if (groupName != NULL) {
strcat(buf,"<INPUT TYPE=\"HIDDEN\" NAME=\"HWSGROUP\" VALUE=\"\"");
strcat(buf,groupName);
strcat(buf,">\n");
}
if (hostName != NULL) {
strcat(buf,"<INPUT TYPE=\"HIDDEN\" NAME=\"HWSHOST\" VALUE=\"\"");
strcat(buf,hostName);
strcat(buf,">\n");
}
if (imsName != NULL) {
strcat(buf,"<INPUT TYPE=\"HIDDEN\" NAME=\"HWSIMS\" VALUE=\"\"");
strcat(buf,imsName);
strcat(buf,">\n");
}
if (port != NULL) {
strcat(buf,"<INPUT TYPE=\"HIDDEN\" NAME=\"HWSPORT\" VALUE=\"\"");
strcat(buf,port);
strcat(buf,">\n");
}
strcat(buf,"</form>\n");
strcat(buf,"<p>\n");
strcat(buf,"<center>\n");
strcat(buf,"<img src=\"yourlogo.gif\" align=\"center\" hspace=\"5\">\n");
strcat(buf,"alt=\"Another Web Site Powered by IMS Web\" border=0>\n");
strcat(buf,"</center>\n");
}
return buf;

}

// Overloaded Method genList
HWSLNode * HWSLPG00Out::genList()
{
HWSLNode * fldList = NULL;
HWSLNode * aNode = NULL;
HWSLNode * newNode = NULL;
HWSLNode * prevNode = NULL;
if (fList) {
for (aNode = fList->getFirst();
aNode != NULL;
aNode = aNode->next) {
newNode = new HWSLNode(aNode->name,aNode->length,aNode->data);
}
}
}

```

```

if (prevNode) {
prevNode->next = newNode;
} else {
fldList = newNode;
} /* end if */
prevNode = newNode;
} /* end for */
} /* end if */
return fldList;
}

// Overloaded Method genList
HWSLNode * HWSLPG00Out::genDisplayList()
{
HWSLNode * fldList = NULL;
HWSLNode * aNode = NULL;
HWSLNode * newNode = NULL;
HWSLNode * prevNode = NULL;
int addIt = 0;

if (fList) {
for (aNode = fList->getFirst();
aNode != NULL;
aNode = aNode->next) {

addIt = 0;
if( !strcmp( aNode->name, "HWSMF000" ) ) {
newNode = new HWSLNode( "HWSMF000",
aNode->length,
aNode->data );

addIt = 1;
}
if( !strcmp( aNode->name, "HWSMF001" ) ) {
newNode = new HWSLNode( "HWSMF001",
aNode->length,
aNode->data );

addIt = 1;
}
if( !strcmp( aNode->name, "HWSMF002" ) ) {
newNode = new HWSLNode( "HWSMF002",
aNode->length,
aNode->data );

addIt = 1;
}
if( !strcmp( aNode->name, "HWSMF003" ) ) {
newNode = new HWSLNode( "HWSMF003",
aNode->length,
aNode->data );

addIt = 1;
}
if( !strcmp( aNode->name, "HWSMF004" ) ) {
newNode = new HWSLNode( "HWSMF004",
aNode->length,
aNode->data );

addIt = 1;
}
if( !strcmp( aNode->name, "HWSMF005" ) ) {
newNode = new HWSLNode( "HWSMF005",
aNode->length,
aNode->data );

addIt = 1;
}
if( !strcmp( aNode->name, "HWSMF006" ) ) {
newNode = new HWSLNode( "HWSMF006",
aNode->length,
aNode->data );
}
}
}

```



```

addIt = 1;
}
if( !strcmp( aNode->name, "HWSMF007" ) ) {
newNode = new HWSLNode( "HWSMF007",
                        aNode->length,
                        aNode->data );

addIt = 1;
}
if( !strcmp( aNode->name, "ConvID" ) ) {
newNode = new HWSLNode( "ConvID",
                        aNode->length,
                        aNode->data );

addIt = 1;
}
if( !strcmp( aNode->name, "RUName" ) ) {
newNode = new HWSLNode( "RUName",
                        aNode->length,
                        aNode->data );

addIt = 1;
}
if( !strcmp( aNode->name, "DateTime" ) ) {
newNode = new HWSLNode( "DateTime",
                        aNode->length,
                        aNode->data );

addIt = 1;
}
if( !strcmp( aNode->name, "Millisecs" ) ) {
newNode = new HWSLNode( "Millisecs",
                        aNode->length,
                        aNode->data );

addIt = 1;
}
if( !strcmp( aNode->name, "LPageName" ) ) {
newNode = new HWSLNode( "LPageName",
                        aNode->length,
                        aNode->data );

addIt = 1;
}
if ( addIt ) {
if( prevNode ) {
prevNode->next = newNode;
} else {
fldList = newNode;
} /* end if */
prevNode = newNode;
} /* end if */
} /* end for */
} /* end if */
if ( hostName != NULL ) {
newNode = new HWSLNode( HIDN_HWSHOST,
                        strlen(hostName),
                        hostName );

if( prevNode ) {
prevNode->next = newNode;
} else {
fldList = newNode;
} /* end if */
prevNode = newNode;
}
if ( port != NULL ) {
newNode = new HWSLNode( HIDN_HWSPORT,
                        strlen(port),
                        port );

if( prevNode ) {
prevNode->next = newNode;
} else {
fldList = newNode;
}
}

```

```

} /* end if */
prevNode = newNode;
}
if ( imsName != NULL ) {
newNode = new HWSLNode( HIDN_HWSIMS,
                        strlen(imsName),
                        imsName );

if( prevNode ) {
prevNode->next = newNode;
} else {
fldList = newNode;
} /* end if */
prevNode = newNode;
}
if ( userName != NULL ) {
newNode = new HWSLNode( HIDN_HWSUSER,
                        strlen(userName),
                        userName );

if( prevNode ) {
prevNode->next = newNode;
} else {
fldList = newNode;
} /* end if */
prevNode = newNode;
}
if ( groupName != NULL ) {
newNode = new HWSLNode( HIDN_HWSGROUP,
                        strlen(groupName),
                        groupName );

if( prevNode ) {
prevNode->next = newNode;
} else {
fldList = newNode;
} /* end if */
prevNode = newNode;
}
return fldList;
}
}

```

HWSLPG01.hpp

```

/*****/
/*                                                                 */
/* (c) Copyright IBM Corp. 1998                                  */
/* All Rights Reserved                                           */
/* Licensed Materials - Property of IBM                          */
/*                                                                 */
/* DISCLAIMER OF WARRANTIES.                                     */
/*                                                                 */
/* The following [enclosed] code is generated by a software product */
/* of IBM Corporation.                                           */
/* This generated code is provided to you solely for the purpose of */
/* assisting you in the development of your applications.        */
/* The code is provided "AS IS." IBM MAKES NO WARRANTIES, EXPRESS */
/* OR IMPLIED, INCLUDING BUT NOT LIMITED TO THE IMPLIED WARRANTIES */
/* OF NONINFRINGEMENT, MERCHANTABILITY AND FITNESS FOR A PARTICULAR */
/* PURPOSE, REGARDING THE FUNCTION OR PERFORMANCE OF THIS CODE.   */
/* IBM shall not be liable for any damages arising out of your use */
/* of the generated code, even if it has been advised of the     */
/* possibility of such damages.                                   */
/*                                                                 */
/* DISTRIBUTION.                                                 */
/*                                                                 */
/* This generated code can be freely distributed, copied, altered, */
/* and incorporated into other software, provided that:         */
/* - It bears the above Copyright notice and DISCLAIMER intact   */
*/

```

```

/* - The software is not offered for resale */
/* */
/*****/

/*****/
/* Generated by IMS Web Studio 2.1.2 1998.239 13:49:36 */
/* Userid: Clchan */
/* Project: ivtcc */
/*****/

#ifndef HWSLPG01_HPP
#define HWSLPG01_HPP

#include "hwstin.hpp"
#include "hwsdmod.hpp"

#define HWSLPG01In_MAX_HWSMF008 10
#define HWSLPG01In_MAX_CMD 8
#define HWSLPG01In_MAX_NAME1 10
#define HWSLPG01In_MAX_NAME2 10
#define HWSLPG01In_MAX_EXT 10
#define HWSLPG01In_MAX_ZIP 7

/*****/
/* */
/* IMS Web generated transaction input class definition.*/
/* */
/* This class : */
/* */
/* - provides the execute method which compiles a */
/* list of all attribute values and calls the server */
/* DLL for building and passing the message to IMS. */
/* */
/*****/

class HWSLPG01In : public HWSTranIn {

public:

// LifeCycle
HWSLPG01In();
HWSLPG01In();

// Overloaded Method
virtual HWSTranOut * execute();

// Access Methods for Fields
inline void setCMD(char * value) {setAttr("HWSMF009",value);};
inline char * getCMD() {return(getAttr("HWSMF009"));};
inline void setName1(char * value) {setAttr("HWSMF00A",value);};
inline char * getName1() {return(getAttr("HWSMF00A"));};
inline void setName2(char * value) {setAttr("HWSMF00B",value);};
inline char * getName2() {return(getAttr("HWSMF00B"));};
inline void setEXT_(char * value) {setAttr("HWSMF00C",value);};
inline char * getEXT_() {return(getAttr("HWSMF00C"));};
inline void setZIP(char * value) {setAttr("HWSMF00D",value);};
inline char * getZIP() {return(getAttr("HWSMF00D"));};

private:

// virtual HWSList * export();

char HWSMF008[HWSLPG01In_MAX_HWSMF008+1];
char CMD[HWSLPG01In_MAX_CMD+1];
char NAME1[HWSLPG01In_MAX_NAME1+1];
char NAME2[HWSLPG01In_MAX_NAME2+1];
char EXT_[HWSLPG01In_MAX_EXT+1];

```

```

char ZIP[HWSLPG01In_MAX_ZIP+1];

};

#endif

```

HWSLPG01.cpp

```

/*****/
/*
/* (c) Copyright IBM Corp. 1998
/* All Rights Reserved
/* Licensed Materials - Property of IBM
/*
/* DISCLAIMER OF WARRANTIES.
/*
/* The following [enclosed] code is generated by a software product
/* of IBM Corporation.
/* This generated code is provided to you solely for the purpose of
/* assisting you in the development of your applications.
/* The code is provided "AS IS." IBM MAKES NO WARRANTIES, EXPRESS
/* OR IMPLIED, INCLUDING BUT NOT LIMITED TO THE IMPLIED WARRANTIES
/* OF NONINFRINGEMENT, MERCHANTABILITY AND FITNESS FOR A PARTICULAR
/* PURPOSE, REGARDING THE FUNCTION OR PERFORMANCE OF THIS CODE.
/* IBM shall not be liable for any damages arising out of your use
/* of the generated code, even if it has been advised of the
/* possibility of such damages.
/*
/* DISTRIBUTION.
/*
/* This generated code can be freely distributed, copied, altered,
/* and incorporated into other software, provided that:
/* - It bears the above Copyright notice and DISCLAIMER intact
/* - The software is not offered for resale
/*
/*****/

/*****/
/* Generated by IMS Web Studio 2.1.2 1998.239 13:49:36 */
/* Userid: Clchan */
/* Project: ivtcc */
/*****/

#include <stdio.h>
#include <string.h>
#include <stdlib.h>
#include "hws.h"
#include "hwstran.hpp"
#include "hwsmfsf.hpp"
#include "hwsmgsf.hpp"
#include "hws1pgf.hpp"
#include "hwssefg.hpp"
#include "hwsfldf.hpp"
#include "hwsdlist.hpp"
#include "hwslnode.hpp"
#include "HWSLPG01.hpp"
#include "HWSLPG00.hpp"
#include "HWSLPG02.hpp"

/*****/
/*
/* IMS Web generated transaction input class.
/*
/* This class :
/*
/* - provides the execute method which compiles a
/* list of all attribute values and calls the server */

```

```

/*      DLL for building and passing the message to IMS.  */
/*      */
/*****

// LifeCycle
HWSLPG01In::HWSLPG01In():
HWSTranIn("CGIvtcc")
{

HWSMFSFormat  *aFmt;
HWSMsgFormat  *aMsg;
HWSLPageFormat *aLpg;
HWSegFormat  *aSeg;
HWSFldFormat  *aFld;
Condition     *aCond;

aFmt = new HWSMFSFormat();

aFmt->verLevel = HWS212;

aFmt->forLevel = HWSFMT1;

aFmt->convType = USENGLISH;

aFmt->tranType = CONV;

aFmt->passDataType = PASSWORDTEXT;

aFmt->syncLevel = NONE;

aMsg = new HWSMsgFormat("IVTCCMI1",OPT1,HWSIN);
aMsg->nextName = (char *)malloc(sizeof("IVTCCM02")+1);
strcpy(aMsg->nextName,"IVTCCM02");
aFmt->addMID(aMsg);

aCond = (Condition *)malloc(sizeof(Condition));
aCond->MFLDName = NULL;
aCond->pp = 0;
aCond->op = HWSGE;
aCond->value = NULL;
aLpg = new HWSLPageFormat("HWSLPG01",NOCOND,aCond);
aMsg->addLPage(aLpg);

aSeg = new HWSegFormat("HWSSEG01");
aLpg->addSeg(aSeg);

setAttr("HWSMF008","IVTCC      ");

aFld = new HWSFldFormat("HWSMF008",FLDLIT,10);

aFld->pp = 0;
aFld->justify = HWSLEFT;
aFld->fillType = HWSCHAR;
aFld->fill = ' ';
aFld->A3270Attr = N03270;
aFld->eAttr = 0;
aFld->literalLen = 10;
aFld->literalVal = (char *) malloc (10+1);
memcpy(aFld->literalVal,"IVTCC      ",10);
memset(aFld->literalVal+10, '\0', 1);

aSeg->addFld(aFld);

setAttr("HWSMF009",NULL);

aFld = new HWSFldFormat("HWSMF009",STANDARD,8);

```

```

aFld->pp = 0;
aFld->justify = HWSLEFT;
aFld->fillType = HWSCHAR;
aFld->fill = ' ';
aFld->A3270Attr = N03270;
aFld->eAttr = 0;
aFld->literalLen = 0;
aFld->literalVal = NULL;

aSeg->addFld(aFld);

setAttr("HWSMF00A",NULL);

aFld = new HWSFldFormat("HWSMF00A",STANDARD,10);

aFld->pp = 0;
aFld->justify = HWSLEFT;
aFld->fillType = HWSCHAR;
aFld->fill = ' ';
aFld->A3270Attr = N03270;
aFld->eAttr = 0;
aFld->literalLen = 0;
aFld->literalVal = NULL;

aSeg->addFld(aFld);

setAttr("HWSMF00B",NULL);

aFld = new HWSFldFormat("HWSMF00B",STANDARD,10);

aFld->pp = 0;
aFld->justify = HWSLEFT;
aFld->fillType = HWSCHAR;
aFld->fill = ' ';
aFld->A3270Attr = N03270;
aFld->eAttr = 0;
aFld->literalLen = 0;
aFld->literalVal = NULL;

aSeg->addFld(aFld);

setAttr("HWSMF00C",NULL);

aFld = new HWSFldFormat("HWSMF00C",STANDARD,10);

aFld->pp = 0;
aFld->justify = HWSLEFT;
aFld->fillType = HWSCHAR;
aFld->fill = ' ';
aFld->A3270Attr = N03270;
aFld->eAttr = 0;
aFld->literalLen = 0;
aFld->literalVal = NULL;

aSeg->addFld(aFld);

setAttr("HWSMF00D",NULL);

aFld = new HWSFldFormat("HWSMF00D",STANDARD,7);

aFld->pp = 0;
aFld->justify = HWSLEFT;
aFld->fillType = HWSCHAR;
aFld->fill = ' ';
aFld->A3270Attr = N03270;
aFld->eAttr = 0;
aFld->literalLen = 0;

```

```

aFld->literalVal = NULL;

aSeg->addFld(aFld);

aMsg = new HWSMsgFormat("IVTCCMI2",OPT1,HWSIN);
aMsg->nextName = (char *)malloc(sizeof("IVTCCM02")+1);
strcpy(aMsg->nextName,"IVTCCM02");
aFmt->addMID(aMsg);

aCond = (Condition *)malloc(sizeof(Condition));
aCond->MFLDName = NULL;
aCond->pp = 0;
aCond->op = HWSGE;
aCond->value = NULL;
aLpg = new HWSLPageFormat("HWSLPG03",NOCOND,aCond);
aMsg->addLPage(aLpg);

aSeg = new HWSegFormat("HWSSEG03");
aLpg->addSeg(aSeg);

aFld = new HWSFldFormat("HWSMF00M",FLDLIT,4);

aFld->pp = 0;
aFld->justify = HWSLEFT;
aFld->fillType = HWSCHAR;
aFld->fill = ' ';
aFld->A3270Attr = NO3270;
aFld->eAttr = 0;
aFld->literalLen = 4;
aFld->literalVal = (char *) malloc (4+1);
memcpy(aFld->literalVal,"",4);
memset(aFld->literalVal+4, '\\0', 1);

aSeg->addFld(aFld);

aFld = new HWSFldFormat("HWSMF00N",STANDARD,8);

aFld->pp = 0;
aFld->justify = HWSLEFT;
aFld->fillType = HWSCHAR;
aFld->fill = ' ';
aFld->A3270Attr = NO3270;
aFld->eAttr = 0;
aFld->literalLen = 0;
aFld->literalVal = NULL;

aSeg->addFld(aFld);

aFld = new HWSFldFormat("HWSMF00O",STANDARD,10);

aFld->pp = 0;
aFld->justify = HWSLEFT;
aFld->fillType = HWSCHAR;
aFld->fill = ' ';
aFld->A3270Attr = NO3270;
aFld->eAttr = 0;
aFld->literalLen = 0;
aFld->literalVal = NULL;

aSeg->addFld(aFld);

aFld = new HWSFldFormat("HWSMF00P",STANDARD,10);

aFld->pp = 0;
aFld->justify = HWSLEFT;
aFld->fillType = HWSCHAR;
aFld->fill = ' ';

```

```

aFld->A3270Attr = N03270;
aFld->eAttr = 0;
aFld->literalLen = 0;
aFld->literalVal = NULL;

aSeg->addFld(aFld);

aFld = new HWSFldFormat("HWSMF00Q",STANDARD,10);

aFld->pp = 0;
aFld->justify = HWSLEFT;
aFld->fillType = HWSCHAR;
aFld->fill = ' ';
aFld->A3270Attr = N03270;
aFld->eAttr = 0;
aFld->literalLen = 0;
aFld->literalVal = NULL;

aSeg->addFld(aFld);

aFld = new HWSFldFormat("HWSMF00R",STANDARD,7);

aFld->pp = 0;
aFld->justify = HWSLEFT;
aFld->fillType = HWSCHAR;
aFld->fill = ' ';
aFld->A3270Attr = N03270;
aFld->eAttr = 0;
aFld->literalLen = 0;
aFld->literalVal = NULL;

aSeg->addFld(aFld);

aMsg = new HWSMsgFormat("IVTCC",OPT1,HWSOUT);
aMsg->nextName = (char *)malloc(sizeof("IVTCCMI1")+1);
strcpy(aMsg->nextName,"IVTCCMI1");
aFmt->addMOD(aMsg);

aCond = (Condition *)malloc(sizeof(Condition));
aCond->MFLDName = NULL;
aCond->pp = 0;
aCond->op = HWSGE;
aCond->value = NULL;
aLpg = new HWSLPageFormat("HWSLPG00",NOCOND,aCond);
aMsg->addLPage(aLpg);

aSeg = new HWSegFormat("HWSSEG00");
aLpg->addSeg(aSeg);

aFld = new HWSFldFormat("HWSMF000",STANDARD,40);

aFld->pp = 0;
aFld->justify = HWSLEFT;
aFld->fillType = HWSCHAR;
aFld->fill = ' ';
aFld->A3270Attr = N03270;
aFld->eAttr = 0;
aFld->literalLen = 0;
aFld->literalVal = NULL;

aSeg->addFld(aFld);

aFld = new HWSFldFormat("HWSMF001",STANDARD,8);

aFld->pp = 0;
aFld->justify = HWSLEFT;
aFld->fillType = HWSCHAR;

```



```

aFld->fill = ' ';
aFld->A3270Attr = N03270;
aFld->eAttr = 0;
aFld->literalLen = 0;
aFld->literalVal = NULL;

aSeg->addFld(aFld);

aFld = new HWSFldFormat("HWSMF002",STANDARD,10);

aFld->pp = 0;
aFld->justify = HWSLEFT;
aFld->fillType = HWSCHAR;
aFld->fill = ' ';
aFld->A3270Attr = N03270;
aFld->eAttr = 0;
aFld->literalLen = 0;
aFld->literalVal = NULL;

aSeg->addFld(aFld);

aFld = new HWSFldFormat("HWSMF003",STANDARD,10);

aFld->pp = 0;
aFld->justify = HWSLEFT;
aFld->fillType = HWSCHAR;
aFld->fill = ' ';
aFld->A3270Attr = N03270;
aFld->eAttr = 0;
aFld->literalLen = 0;
aFld->literalVal = NULL;

aSeg->addFld(aFld);

aFld = new HWSFldFormat("HWSMF004",STANDARD,10);

aFld->pp = 0;
aFld->justify = HWSLEFT;
aFld->fillType = HWSCHAR;
aFld->fill = ' ';
aFld->A3270Attr = N03270;
aFld->eAttr = 0;
aFld->literalLen = 0;
aFld->literalVal = NULL;

aSeg->addFld(aFld);

aFld = new HWSFldFormat("HWSMF005",STANDARD,7);

aFld->pp = 0;
aFld->justify = HWSLEFT;
aFld->fillType = HWSCHAR;
aFld->fill = ' ';
aFld->A3270Attr = N03270;
aFld->eAttr = 0;
aFld->literalLen = 0;
aFld->literalVal = NULL;

aSeg->addFld(aFld);

aFld = new HWSFldFormat("HWSMF006",STANDARD,4);

aFld->pp = 0;
aFld->justify = HWSLEFT;
aFld->fillType = HWSCHAR;
aFld->fill = ' ';
aFld->A3270Attr = N03270;

```

```

aFld->eAttr = 0;
aFld->literalLen = 0;
aFld->literalVal = NULL;

aSeg->addFld(aFld);

aFld = new HWSFldFormat("HWSMF007",SLITDAT2,8);

aFld->pp = 0;
aFld->justify = HWSLEFT;
aFld->fillType = HWSCHAR;
aFld->fill = ' ';
aFld->A3270Attr = N03270;
aFld->eAttr = 0;
aFld->literalLen = 8;

aSeg->addFld(aFld);

aMsg = new HWSMsgFormat("IVTCCM02",OPT1,HWSOUT);
aMsg->nextName = (char *)malloc(sizeof("IVTCCMI2")+1);
strcpy(aMsg->nextName,"IVTCCMI2");
aFmt->addMOD(aMsg);

aCond = (Condition *)malloc(sizeof(Condition));
aCond->MFLDName = NULL;
aCond->pp = 0;
aCond->op = HWSGE;
aCond->value = NULL;
aLpg = new HWSLPageFormat("HWSLPG02",NOCOND,aCond);
aMsg->addLPage(aLpg);

aSeg = new HWSSegFormat("HWSSEG02");
aLpg->addSeg(aSeg);

aFld = new HWSFldFormat("HWSMF00E",STANDARD,40);

aFld->pp = 0;
aFld->justify = HWSLEFT;
aFld->fillType = HWSCHAR;
aFld->fill = ' ';
aFld->A3270Attr = N03270;
aFld->eAttr = 0;
aFld->literalLen = 0;
aFld->literalVal = NULL;

aSeg->addFld(aFld);

aFld = new HWSFldFormat("HWSMF00F",STANDARD,8);

aFld->pp = 0;
aFld->justify = HWSLEFT;
aFld->fillType = HWSCHAR;
aFld->fill = ' ';
aFld->A3270Attr = N03270;
aFld->eAttr = 0;
aFld->literalLen = 0;
aFld->literalVal = NULL;

aSeg->addFld(aFld);

aFld = new HWSFldFormat("HWSMF00G",STANDARD,10);

aFld->pp = 0;
aFld->justify = HWSLEFT;
aFld->fillType = HWSCHAR;
aFld->fill = ' ';
aFld->A3270Attr = N03270;

```

```

aFld->eAttr = 0;
aFld->literalLen = 0;
aFld->literalVal = NULL;

aSeg->addFld(aFld);

aFld = new HWSFldFormat("HWSMF00H",STANDARD,10);

aFld->pp = 0;
aFld->justify = HWSLEFT;
aFld->fillType = HWSCHAR;
aFld->fill = ' ';
aFld->A3270Attr = N03270;
aFld->eAttr = 0;
aFld->literalLen = 0;
aFld->literalVal = NULL;

aSeg->addFld(aFld);

aFld = new HWSFldFormat("HWSMF00I",STANDARD,10);

aFld->pp = 0;
aFld->justify = HWSLEFT;
aFld->fillType = HWSCHAR;
aFld->fill = ' ';
aFld->A3270Attr = N03270;
aFld->eAttr = 0;
aFld->literalLen = 0;
aFld->literalVal = NULL;

aSeg->addFld(aFld);

aFld = new HWSFldFormat("HWSMF00J",STANDARD,7);

aFld->pp = 0;
aFld->justify = HWSLEFT;
aFld->fillType = HWSCHAR;
aFld->fill = ' ';
aFld->A3270Attr = N03270;
aFld->eAttr = 0;
aFld->literalLen = 0;
aFld->literalVal = NULL;

aSeg->addFld(aFld);

aFld = new HWSFldFormat("HWSMF00K",STANDARD,4);

aFld->pp = 0;
aFld->justify = HWSLEFT;
aFld->fillType = HWSCHAR;
aFld->fill = ' ';
aFld->A3270Attr = N03270;
aFld->eAttr = 0;
aFld->literalLen = 0;
aFld->literalVal = NULL;

aSeg->addFld(aFld);

aFld = new HWSFldFormat("HWSMF00L",SLITDAT2,8);

aFld->pp = 0;
aFld->justify = HWSLEFT;
aFld->fillType = HWSCHAR;
aFld->fill = ' ';
aFld->A3270Attr = N03270;
aFld->eAttr = 0;
aFld->literalLen = 8;

```

```

aSeg->addFld(aFld);

formatObj = aFmt;

}

HWSLPG01In:: HWSLPG01In()
{
}

// Overloaded Method
HWSTranOut * HWSLPG01In::execute()
{
HWSTranOut * aMod = NULL;
HWSTranOut * pMod = NULL;
HWSTranOut * qMod = NULL;
HWSTran    aTran(this);
HWSList    * pList;
HWSList    * qList;
int errNum = 0;

pList = aTran.doIMS(export(),formatObj);

if (pList) {
while (pList) {
if (strcmp(pList->MDName,"HWSErrOut") == 0) {
pMod = new HWSErrOut(pList);
} else if (strcmp(pList->MDName,"IVTCC&HWSLPG00") == 0) {
pMod = new HWSLPG00Out(pList);
pMod->userName = userName;
pMod->groupName = groupName;
pMod->password = password;
pMod->hostName = hostName;
pMod->imsName = imsName;
pMod->port = hostPort;
} else if (strcmp(pList->MDName,"IVTCCM02&HWSLPG02") == 0) {
pMod = new HWSLPG02Out(pList);
pMod->userName = userName;
pMod->groupName = groupName;
pMod->password = password;
pMod->hostName = hostName;
pMod->imsName = imsName;
pMod->port = hostPort;
} else if (strcmp(pList->MDName,"DFSMO1&HWSMO1") == 0) {
pMod = new HWSMO1(pList);
} else if (strcmp(pList->MDName,"DFSMO2&HWSMO2") == 0) {
pMod = new HWSMO2(pList);
} else if (strcmp(pList->MDName,"DFSMO3&HWSMO3") == 0) {
pMod = new HWSMO3(pList);
} else if (strcmp(pList->MDName,"DFSMO4&HWSMO4") == 0) {
pMod = new HWSMO4(pList);
} else if (strcmp(pList->MDName,"DFSMO5&HWSMO5") == 0) {
pMod = new HWSMO5(pList);
} else if (strcmp(pList->MDName,"DFS DSP01&HWS DSP01") == 0) {
pMod = new HWS DSP01(pList);
} else {
pMod = new HWSErrOut(1000,"AN UNKNOWN MOD RETURNED BY HOST");
} /* end if */
if (!aMod) aMod = pMod;
if (qMod) qMod->setNext(pMod);
qMod = pMod;
qList = pList;
pList = qList->getNextList();
} /* end while */
} else {
pMod = new HWSErrOut(1001,"SEVERE ERROR NULL RETURNED FROM DLLs");
}
}

```

```

} /* end if */

return (aMod);

}

```

HWSLPG02.hpp

```

/*****/
/*
/* (c) Copyright IBM Corp. 1998
/* All Rights Reserved
/* Licensed Materials - Property of IBM
/*
/* DISCLAIMER OF WARRANTIES.
/*
/* The following [enclosed] code is generated by a software product
/* of IBM Corporation.
/* This generated code is provided to you solely for the purpose of
/* assisting you in the development of your applications.
/* The code is provided "AS IS." IBM MAKES NO WARRANTIES, EXPRESS
/* OR IMPLIED, INCLUDING BUT NOT LIMITED TO THE IMPLIED WARRANTIES
/* OF NONINFRINGEMENT, MERCHANTABILITY AND FITNESS FOR A PARTICULAR
/* PURPOSE, REGARDING THE FUNCTION OR PERFORMANCE OF THIS CODE.
/* IBM shall not be liable for any damages arising out of your use
/* of the generated code, even if it has been advised of the
/* possibility of such damages.
/*
/* DISTRIBUTION.
/*
/* This generated code can be freely distributed, copied, altered,
/* and incorporated into other software, provided that:
/* - It bears the above Copyright notice and DISCLAIMER intact
/* - The software is not offered for resale
/*
/*****/

/*****/
/* Generated by IMS Web Studio 2.1.2 1998.239 13:49:36 */
/* Userid: Clchan */
/* Project: ivtcc */
/*****/

#ifndef HWSLPG02_HPP
#define HWSLPG02_HPP

#include "hwstout.hpp"

#define HWSLPG02Out_MAX_MSG 40
#define HWSLPG02Out_MAX_CMD 8
#define HWSLPG02Out_MAX_NAME1 10
#define HWSLPG02Out_MAX_NAME2 10
#define HWSLPG02Out_MAX_EXT 10
#define HWSLPG02Out_MAX_ZIP 7
#define HWSLPG02Out_MAX_SEGNO 4
#define HWSLPG02Out_MAX_SDATE 8

/*****/
/*
/* IMS Web generated transaction output class definition.*/
/*
/* This class :
/*
/* - provides the genHTML method which generates the
/* HTML output based on the result of IMS tran.
/*
/*****/

```

```

class HWSLPG02Out : public HWSTranOut {
public:
    // LifeCycle
    HWSLPG02Out(HWSDList * fldList);
    HWSLPG02Out();

    // Overloaded Method
    virtual char * genHTML();
    virtual HWSLNode * genList();
    virtual HWSLNode * genDisplayList();

    // Access Methods for Fields
    inline char * getMSG() {return(getAttr("HWSMF00E"))};
    inline char * getCMD() {return(getAttr("HWSMF00F"))};
    inline char * getName1() {return(getAttr("HWSMF00G"))};
    inline char * getName2() {return(getAttr("HWSMF00H"))};
    inline char * getEXT_() {return(getAttr("HWSMF00I"))};
    inline char * getZIP() {return(getAttr("HWSMF00J"))};
    inline char * getSEGNO() {return(getAttr("HWSMF00K"))};
    inline char * getSDATE() {return(getAttr("HWSMF00L"))};

private:
    HWSDList * fList;

    char MSG[HWSLPG02Out_MAX_MSG+1];
    char CMD[HWSLPG02Out_MAX_CMD+1];
    char NAME1[HWSLPG02Out_MAX_NAME1+1];
    char NAME2[HWSLPG02Out_MAX_NAME2+1];
    char EXT_[HWSLPG02Out_MAX_EXT_+1];
    char ZIP[HWSLPG02Out_MAX_ZIP+1];
    char SEGNO[HWSLPG02Out_MAX_SEGNO+1];
    char SDATE[HWSLPG02Out_MAX_SDATE+1];

};

#endif

```

HWSLPG02.cpp

```

/*****
/*
/* (c) Copyright IBM Corp. 1998
/* All Rights Reserved
/* Licensed Materials - Property of IBM
/*
/* DISCLAIMER OF WARRANTIES.
/*
/* The following [enclosed] code is generated by a software product
/* of IBM Corporation.
/* This generated code is provided to you solely for the purpose of
/* assisting you in the development of your applications.
/* The code is provided "AS IS." IBM MAKES NO WARRANTIES, EXPRESS
/* OR IMPLIED, INCLUDING BUT NOT LIMITED TO THE IMPLIED WARRANTIES
/* OF NONINFRINGEMENT, MERCHANTABILITY AND FITNESS FOR A PARTICULAR
/* PURPOSE, REGARDING THE FUNCTION OR PERFORMANCE OF THIS CODE.
/* IBM shall not be liable for any damages arising out of your use
/* of the generated code, even if it has been advised of the
/* possibility of such damages.
/*
/* DISTRIBUTION.
/*
/* This generated code can be freely distributed, copied, altered,
/* and incorporated into other software, provided that:
*/

```

```

/* - It bears the above Copyright notice and DISCLAIMER intact */
/* - The software is not offered for resale */
/*
/*****/

/*****/
/* Generated by IMS Web Studio 2.1.2 1998.239 13:49:36 */
/* Userid: Clchan */
/* Project: ivtcc */
/*****/

#include <stdio.h>
#include <string.h>
#include <stdlib.h>
#include "hws.h"
#include "hwstran.hpp"
#include "hwsmsfsf.hpp"
#include "hwsmsgf.hpp"
#include "hws1pgf.hpp"
#include "hwssegf.hpp"
#include "hwsfldf.hpp"
#include "hwsdlist.hpp"
#include "hwslnode.hpp"
#include "HWSLPG02.hpp"

/*****/
/*
/* IMS Web generated transaction output class. */
/*
/* This class : */
/*
/* - provides the genHTML method which generates the */
/* HTML output based on the result of IMS tran. */
/*
/*****/

// LifeCycle
HWSLPG02Out::HWSLPG02Out(HWSList * fldList):
HWSTranOut("HWSLPG02Out")
{

fList = fldList;

import(fldList);
}

HWSLPG02Out:: HWSLPG02Out()
{
}

// Overloaded Method genHTML
char * HWSLPG02Out::genHTML()
{
char * buf;

buf = (char *)malloc(4420);

strcpy(buf,"<center>\n");
if (strcmp(convIDFN,"HWSEXIT")) {
strcat(buf,"<form method=\"POST\" action=\"/cgi-bin/CGIivtcc.exe\">\n");
}

strcat(buf,"<table border=5 cellpadding=10>\n");

strcat(buf,"<tr>\n");
strcat(buf,"<td colspan=2 align=\"left\" valign=\"center\">\n");

```

```

strcat(buf, "<h2>Results</h2>\n");
strcat(buf, "</td>\n");
strcat(buf, "<tr><td><strong>");
strcat(buf, "MSG");
strcat(buf, "</strong>\n");
strcat(buf, "<td>");
if (getAttr("HWSMF00E") != NULL) strcat(buf, getAttr("HWSMF00E"));
strcat(buf, "\n");
strcat(buf, "<tr><td><strong>");
strcat(buf, "CMD");
strcat(buf, "</strong>\n");
strcat(buf, "<td>");
if (strcmp(convIDFN, "HWSEXIT")) {
strcat(buf, "<INPUT TYPE=\"text\" NAME=\"CMD\" SIZE=8 MAXLENGTH=8 VALUE=\"\");
}
if (getAttr("HWSMF00F") != NULL) strcat(buf, getAttr("HWSMF00F"));
if (strcmp(convIDFN, "HWSEXIT")) {
strcat(buf, "\">\n");
} else {
strcat(buf, "\n");
}
strcat(buf, "<tr><td><strong>");
strcat(buf, "NAME1");
strcat(buf, "</strong>\n");
strcat(buf, "<td>");
if (strcmp(convIDFN, "HWSEXIT")) {
strcat(buf, "<INPUT TYPE=\"text\" NAME=\"NAME1\" SIZE=10 MAXLENGTH=10
VALUE=\"\");
}
if (getAttr("HWSMF00G") != NULL) strcat(buf, getAttr("HWSMF00G"));
if (strcmp(convIDFN, "HWSEXIT")) {
strcat(buf, "\">\n");
} else {
strcat(buf, "\n");
}
strcat(buf, "<tr><td><strong>");
strcat(buf, "NAME2");
strcat(buf, "</strong>\n");
strcat(buf, "<td>");
if (strcmp(convIDFN, "HWSEXIT")) {
strcat(buf, "<INPUT TYPE=\"text\" NAME=\"NAME2\" SIZE=10 MAXLENGTH=10
VALUE=\"\");
}
if (getAttr("HWSMF00H") != NULL) strcat(buf, getAttr("HWSMF00H"));
if (strcmp(convIDFN, "HWSEXIT")) {
strcat(buf, "\">\n");
} else {
strcat(buf, "\n");
}
strcat(buf, "<tr><td><strong>");
strcat(buf, "EXT_");
strcat(buf, "</strong>\n");
strcat(buf, "<td>");
if (strcmp(convIDFN, "HWSEXIT")) {
strcat(buf, "<INPUT TYPE=\"text\" NAME=\"EXT_\" SIZE=10 MAXLENGTH=10 VALUE=\"\");
}
if (getAttr("HWSMF00I") != NULL) strcat(buf, getAttr("HWSMF00I"));
if (strcmp(convIDFN, "HWSEXIT")) {
strcat(buf, "\">\n");
} else {
strcat(buf, "\n");
}
strcat(buf, "<tr><td><strong>");
strcat(buf, "ZIP");
strcat(buf, "</strong>\n");
strcat(buf, "<td>");
if (strcmp(convIDFN, "HWSEXIT")) {

```



```

strcat(buf,"<INPUT TYPE=\"text\" NAME=\"ZIP\" SIZE=7 MAXLENGTH=7 VALUE=\"\");
}
if (getAttr("HWSMF00J") != NULL) strcat(buf,getAttr("HWSMF00J"));
if (strcmp(convIDFN,"HWSEXIT")) {
strcat(buf,">\n");
} else {
strcat(buf,"<\n");
}
strcat(buf,"<tr><td><strong>");
strcat(buf,"SEGN0");
strcat(buf,"</strong>\n");
strcat(buf,"<td>");
if (getAttr("HWSMF00K") != NULL) strcat(buf,getAttr("HWSMF00K"));
strcat(buf,"<\n");
strcat(buf,"<tr><td><strong>");
strcat(buf,"SDATE");
strcat(buf,"</strong>\n");
strcat(buf,"<td>");
if (getAttr("HWSMF00L") != NULL) strcat(buf,getAttr("HWSMF00L"));
strcat(buf,"<\n");
if (strcmp(convIDFN,"HWSEXIT")) {
strcat(buf,"<tr>\n");
strcat(buf,"<td colspan=2 align=\"center\" valign=\"center\">\n");
strcat(buf,"<input type=\"submit\" value=\"SUBMIT\">\n");
strcat(buf,"<input type=\"reset\" value=\"RESET\">\n");
strcat(buf,"</td>\n");
}
strcat(buf,"</table>\n");
strcat(buf,"</center>\n");
if (strcmp(convIDFN,"HWSEXIT")) {
strcat(buf,"<INPUT TYPE=\"HIDDEN\" NAME=\"RUName\" VALUE=\"\");
strcat(buf,RUName);
strcat(buf,">\n");
strcat(buf,"<INPUT TYPE=\"HIDDEN\" NAME=\"LPageName\" VALUE=\"\");
strcat(buf,inLPageName);
strcat(buf,">\n");
strcat(buf,"<INPUT TYPE=\"HIDDEN\" NAME=\"ConvID\" VALUE=\"\");
strcat(buf,convIDFN);
strcat(buf,">\n");
strcat(buf,"<INPUT TYPE=\"HIDDEN\" NAME=\"DateTime\" VALUE=\"\");
strcat(buf,dateTime);
strcat(buf,">\n");
strcat(buf,"<INPUT TYPE=\"HIDDEN\" NAME=\"Millisecs\" VALUE=\"\");
strcat(buf,millisecs);
strcat(buf,">\n");
strcat(buf,"<INPUT TYPE=\"HIDDEN\" NAME=\"HWSTERM\" VALUE=\"HWSCONT\">\n");
if (userName != NULL) {
strcat(buf,"<INPUT TYPE=\"HIDDEN\" NAME=\"HWSUSER\" VALUE=\"\");
strcat(buf,userName);
strcat(buf,">\n");
}
if (groupName != NULL) {
strcat(buf,"<INPUT TYPE=\"HIDDEN\" NAME=\"HWSGROUP\" VALUE=\"\");
strcat(buf,groupName);
strcat(buf,">\n");
}
if (hostName != NULL) {
strcat(buf,"<INPUT TYPE=\"HIDDEN\" NAME=\"HWSHOST\" VALUE=\"\");
strcat(buf,hostName);
strcat(buf,">\n");
}
if (imsName != NULL) {
strcat(buf,"<INPUT TYPE=\"HIDDEN\" NAME=\"HWSIMS\" VALUE=\"\");
strcat(buf,imsName);
strcat(buf,">\n");
}
if (port != NULL) {

```

```

strcat(buf,"<INPUT TYPE=\"HIDDEN\" NAME=\"HWSPORT\" VALUE=\"\");
strcat(buf,port);
strcat(buf,">\n");
}
strcat(buf,"</form>\n");
strcat(buf,"<form method=\"POST\" action=\"/cgi-bin/CGIivtcc.exe\">\n");
strcat(buf,"<center>\n");
strcat(buf,"<table border=5 cellpadding=10>\n");
strcat(buf,"<INPUT TYPE=\"HIDDEN\" NAME=\"MSG\" VALUE=\" \">>\n");
strcat(buf,"<INPUT TYPE=\"HIDDEN\" NAME=\"CMD\" VALUE=\" \">>\n");
strcat(buf,"<INPUT TYPE=\"HIDDEN\" NAME=\"NAME1\" VALUE=\" \">>\n");
strcat(buf,"<INPUT TYPE=\"HIDDEN\" NAME=\"NAME2\" VALUE=\" \">>\n");
strcat(buf,"<INPUT TYPE=\"HIDDEN\" NAME=\"EXT\" VALUE=\" \">>\n");
strcat(buf,"<INPUT TYPE=\"HIDDEN\" NAME=\"ZIP\" VALUE=\" \">>\n");
strcat(buf,"<INPUT TYPE=\"HIDDEN\" NAME=\"SEGNO\" VALUE=\" \">>\n");
strcat(buf,"<INPUT TYPE=\"HIDDEN\" NAME=\"SDATE\" VALUE=\" \">>\n");
strcat(buf,"<tr>\n");
strcat(buf,"<td colspan=2 align=\"center\" valign=\"center\">\n");
strcat(buf,"<input type=\"submit\" value=\"TERMINATE\">\n");
strcat(buf,"</td>\n");
strcat(buf,"</table>\n");
strcat(buf,"</center>\n");
strcat(buf,"<INPUT TYPE=\"HIDDEN\" NAME=\"RUName\" VALUE=\"\");
strcat(buf,RUName);
strcat(buf,">\n");
strcat(buf,"<INPUT TYPE=\"HIDDEN\" NAME=\"LPageName\" VALUE=\"\");
strcat(buf,inLPageName);
strcat(buf,">\n");
strcat(buf,"<INPUT TYPE=\"HIDDEN\" NAME=\"ConvID\" VALUE=\"\");
strcat(buf,convIDFN);
strcat(buf,">\n");
strcat(buf,"<INPUT TYPE=\"HIDDEN\" NAME=\"DateTime\" VALUE=\"\");
strcat(buf,dateTime);
strcat(buf,">\n");
strcat(buf,"<INPUT TYPE=\"HIDDEN\" NAME=\"Millisecs\" VALUE=\"\");
strcat(buf,millisecs);
strcat(buf,">\n");
strcat(buf,"<INPUT TYPE=\"HIDDEN\" NAME=\"HWSTERM\" VALUE=\"HWSTERM\">\n");
if (userName != NULL) {
strcat(buf,"<INPUT TYPE=\"HIDDEN\" NAME=\"HWSUSER\" VALUE=\"\");
strcat(buf,userName);
strcat(buf,">\n");
}
if (groupName != NULL) {
strcat(buf,"<INPUT TYPE=\"HIDDEN\" NAME=\"HWSGROUP\" VALUE=\"\");
strcat(buf,groupName);
strcat(buf,">\n");
}
if (hostName != NULL) {
strcat(buf,"<INPUT TYPE=\"HIDDEN\" NAME=\"HWSHOST\" VALUE=\"\");
strcat(buf,hostName);
strcat(buf,">\n");
}
if (imsName != NULL) {
strcat(buf,"<INPUT TYPE=\"HIDDEN\" NAME=\"HWSIMS\" VALUE=\"\");
strcat(buf,imsName);
strcat(buf,">\n");
}
if (port != NULL) {
strcat(buf,"<INPUT TYPE=\"HIDDEN\" NAME=\"HWSPORT\" VALUE=\"\");
strcat(buf,port);
strcat(buf,">\n");
}
strcat(buf,"</form>\n");
strcat(buf,"<p>\n");
strcat(buf,"<CENTER>\n");
strcat(buf,"<img src=\"yourlogo.gif\" align=\"center\" hspace=\"5\">\n");

```

```

strcat(buf,"alt=\"Another Web Site Powered by IMS Web\" border=0>\n");
strcat(buf,"</center>\n");
}
return buf;

}

// Overloaded Method genList
HWSLNode * HWSLPG02Out::genList()
{
HWSLNode * fldList = NULL;
HWSLNode * aNode = NULL;
HWSLNode * newNode = NULL;
HWSLNode * prevNode = NULL;
if (fList) {
for (aNode = fList->getFirst();
aNode != NULL;
aNode = aNode->next) {
newNode = new HWSLNode(aNode->name,aNode->length,aNode->data);
if (prevNode) {
prevNode->next = newNode;
} else {
fldList = newNode;
} /* end if */
prevNode = newNode;
} /* end for */
} /* end if */
return fldList;
}

// Overloaded Method genList
HWSLNode * HWSLPG02Out::genDisplayList()
{
HWSLNode * fldList = NULL;
HWSLNode * aNode = NULL;
HWSLNode * newNode = NULL;
HWSLNode * prevNode = NULL;
int addIt = 0;

if (fList) {
for (aNode = fList->getFirst();
aNode != NULL;
aNode = aNode->next) {

addIt = 0;
if( !strcmp( aNode->name, "HWSMF00E" ) ) {
newNode = new HWSLNode( "HWSMF00E",
aNode->length,
aNode->data );

addIt = 1;
}
if( !strcmp( aNode->name, "HWSMF00F" ) ) {
newNode = new HWSLNode( "HWSMF00F",
aNode->length,
aNode->data );

addIt = 1;
}
if( !strcmp( aNode->name, "HWSMF00G" ) ) {
newNode = new HWSLNode( "HWSMF00G",
aNode->length,
aNode->data );

addIt = 1;
}
if( !strcmp( aNode->name, "HWSMF00H" ) ) {
newNode = new HWSLNode( "HWSMF00H",
aNode->length,

```

```

                                aNode->data );
addIt = 1;
}
if( !strcmp( aNode->name, "HWSMF00I" ) ) {
newNode = new HWSLNode( "HWSMF00I",
                        aNode->length,
                        aNode->data );

addIt = 1;
}
if( !strcmp( aNode->name, "HWSMF00J" ) ) {
newNode = new HWSLNode( "HWSMF00J",
                        aNode->length,
                        aNode->data );

addIt = 1;
}
if( !strcmp( aNode->name, "HWSMF00K" ) ) {
newNode = new HWSLNode( "HWSMF00K",
                        aNode->length,
                        aNode->data );

addIt = 1;
}
if( !strcmp( aNode->name, "HWSMF00L" ) ) {
newNode = new HWSLNode( "HWSMF00L",
                        aNode->length,
                        aNode->data );

addIt = 1;
}
if( !strcmp( aNode->name, "ConvID" ) ) {
newNode = new HWSLNode( "ConvID",
                        aNode->length,
                        aNode->data );

addIt = 1;
}
if( !strcmp( aNode->name, "RUName" ) ) {
newNode = new HWSLNode( "RUName",
                        aNode->length,
                        aNode->data );

addIt = 1;
}
if( !strcmp( aNode->name, "DateTime" ) ) {
newNode = new HWSLNode( "DateTime",
                        aNode->length,
                        aNode->data );

addIt = 1;
}
if( !strcmp( aNode->name, "Millisecs" ) ) {
newNode = new HWSLNode( "Millisecs",
                        aNode->length,
                        aNode->data );

addIt = 1;
}
if( !strcmp( aNode->name, "LPageName" ) ) {
newNode = new HWSLNode( "LPageName",
                        aNode->length,
                        aNode->data );

addIt = 1;
}
if ( addIt ) {
if( prevNode ) {
prevNode->next = newNode;
} else {
fldList = newNode;
} /* end if */
prevNode = newNode;
} /* end if */
} /* end for */
} /* end if */

```

```

if ( hostName != NULL ) {
newNode = new HWSLNode( HIDN_HWSHOST,
                        strlen(hostName),
                        hostName );

if( prevNode ) {
prevNode->next = newNode;
} else {
fldList = newNode;
} /* end if */
prevNode = newNode;
}
if ( port != NULL ) {
newNode = new HWSLNode( HIDN_HWSPORT,
                        strlen(port),
                        port );

if( prevNode ) {
prevNode->next = newNode;
} else {
fldList = newNode;
} /* end if */
prevNode = newNode;
}
if ( imsName != NULL ) {
newNode = new HWSLNode( HIDN_HWSIMS,
                        strlen(imsName),
                        imsName );

if( prevNode ) {
prevNode->next = newNode;
} else {
fldList = newNode;
} /* end if */
prevNode = newNode;
}
if ( userName != NULL ) {
newNode = new HWSLNode( HIDN_HWSUSER,
                        strlen(userName),
                        userName );

if( prevNode ) {
prevNode->next = newNode;
} else {
fldList = newNode;
} /* end if */
prevNode = newNode;
}
if ( groupName != NULL ) {
newNode = new HWSLNode( HIDN_HWSGROUP,
                        strlen(groupName),
                        groupName );

if( prevNode ) {
prevNode->next = newNode;
} else {
fldList = newNode;
} /* end if */
prevNode = newNode;
}
return fldList;
}

```

HWSLPG03.hpp

```

/*****
/*
/* (c) Copyright IBM Corp. 1998
/* All Rights Reserved
/* Licensed Materials - Property of IBM
/*

```

```

/* DISCLAIMER OF WARRANTIES. */
/*
/* The following [enclosed] code is generated by a software product */
/* of IBM Corporation. */
/* This generated code is provided to you solely for the purpose of */
/* assisting you in the development of your applications. */
/* The code is provided "AS IS." IBM MAKES NO WARRANTIES, EXPRESS */
/* OR IMPLIED, INCLUDING BUT NOT LIMITED TO THE IMPLIED WARRANTIES */
/* OF NONINFRINGEMENT, MERCHANTABILITY AND FITNESS FOR A PARTICULAR */
/* PURPOSE, REGARDING THE FUNCTION OR PERFORMANCE OF THIS CODE. */
/* IBM shall not be liable for any damages arising out of your use */
/* of the generated code, even if it has been advised of the */
/* possibility of such damages. */
/*
/* DISTRIBUTION. */
/*
/* This generated code can be freely distributed, copied, altered, */
/* and incorporated into other software, provided that: */
/* - It bears the above Copyright notice and DISCLAIMER intact */
/* - The software is not offered for resale */
/*
/*****/

/*****/
/* Generated by IMS Web Studio 2.1.2 1998.239 13:49:36 */
/* Userid: Clchan */
/* Project: ivtcc */
/*****/

#ifndef HWSLPG03_HPP
#define HWSLPG03_HPP

#include "hwstin.hpp"
#include "hwsdmod.hpp"

#define HWSLPG03In_MAX_HWSMF00M 4
#define HWSLPG03In_MAX_CMD 8
#define HWSLPG03In_MAX_NAME1 10
#define HWSLPG03In_MAX_NAME2 10
#define HWSLPG03In_MAX_EXT_10
#define HWSLPG03In_MAX_ZIP 7

/*****/
/*
/* IMS Web generated transaction input class definition.*/
/*
/* This class : */
/*
/* - provides the execute method which compiles a */
/* list of all attribute values and calls the server */
/* DLL for building and passing the message to IMS. */
/*
/*****/

class HWSLPG03In : public HWSTranIn {

public:

// LifeCycle
HWSLPG03In();
~HWSLPG03In();

// Overloaded Method
virtual HWSTranOut * execute();

// Access Methods for Fields
inline void setCMD(char * value) {setAttr("HWSMF00M",value);};

```

```

inline char * getCMD()      {return(getAttr("HWSMF00N"));};
inline void setNAME1(char * value) {setAttr("HWSMF000",value);};
inline char * getNAME1()    {return(getAttr("HWSMF000"));};
inline void setNAME2(char * value) {setAttr("HWSMF00P",value);};
inline char * getNAME2()    {return(getAttr("HWSMF00P"));};
inline void setEXT_(char * value) {setAttr("HWSMF00Q",value);};
inline char * getEXT_()     {return(getAttr("HWSMF00Q"));};
inline void setZIP(char * value) {setAttr("HWSMF00R",value);};
inline char * getZIP()      {return(getAttr("HWSMF00R"));};

private:

// virtual HWSList * export();

char HWSMF00M[HWSLPG03In_MAX_HWSMF00M+1];
char CMD[HWSLPG03In_MAX_CMD+1];
char NAME1[HWSLPG03In_MAX_NAME1+1];
char NAME2[HWSLPG03In_MAX_NAME2+1];
char EXT_[HWSLPG03In_MAX_EXT+1];
char ZIP[HWSLPG03In_MAX_ZIP+1];

};

#endif

```

HWSLPG03.cpp

```

/*****
/*
/* (c) Copyright IBM Corp. 1998
/* All Rights Reserved
/* Licensed Materials - Property of IBM
/*
/* DISCLAIMER OF WARRANTIES.
/*
/* The following [enclosed] code is generated by a software product
/* of IBM Corporation.
/* This generated code is provided to you solely for the purpose of
/* assisting you in the development of your applications.
/* The code is provided "AS IS." IBM MAKES NO WARRANTIES, EXPRESS
/* OR IMPLIED, INCLUDING BUT NOT LIMITED TO THE IMPLIED WARRANTIES
/* OF NONINFRINGEMENT, MERCHANTABILITY AND FITNESS FOR A PARTICULAR
/* PURPOSE, REGARDING THE FUNCTION OR PERFORMANCE OF THIS CODE.
/* IBM shall not be liable for any damages arising out of your use
/* of the generated code, even if it has been advised of the
/* possibility of such damages.
/*
/* DISTRIBUTION.
/*
/* This generated code can be freely distributed, copied, altered,
/* and incorporated into other software, provided that:
/* - It bears the above Copyright notice and DISCLAIMER intact
/* - The software is not offered for resale
/*
*****/

/*****
/* Generated by IMS Web Studio 2.1.2 1998.239 13:49:36 */
/* Userid: Clchan */
/* Project: ivtcc */
*****/

#include <stdio.h>
#include <string.h>
#include <stdlib.h>
#include "hws.h"
#include "hwstran.hpp"

```

```

#include "hwsmsfsf.hpp"
#include "hwsmsgf.hpp"
#include "hws1pgf.hpp"
#include "hwssegf.hpp"
#include "hwsfldf.hpp"
#include "hwsdlist.hpp"
#include "hwslnode.hpp"
#include "HWSLPG03.hpp"
#include "HWSLPG00.hpp"
#include "HWSLPG02.hpp"

/*****
/*
/* IMS Web generated transaction input class.
/*
/* This class :
/*
/* - provides the execute method which compiles a
/* list of all attribute values and calls the server
/* DLL for building and passing the message to IMS.
/*
/*
*****/

// LifeCycle
HWSLPG03In::HWSLPG03In():
HWSTranIn("CGIivtcc")
{

HWSMFSFormat *aFmt;
HWSMsgFormat *aMsg;
HWSLPageFormat *aLpg;
HWSSEgFormat *aSeg;
HWSFldFormat *aFld;
Condition *aCond;

aFmt = new HWSMFSFormat();

aFmt->verLevel = HWS212;

aFmt->forLevel = HWSFMT1;

aFmt->convType = USENGLISH;

aFmt->tranType = CONV;

aFmt->passDataType = PASSWORDTEXT;

aFmt->syncLevel = NONE;

aMsg = new HWSMsgFormat("IVTCCMI1",OPT1,HWSIN);
aMsg->nextName = (char *)malloc(sizeof("IVTCCM02")+1);
strcpy(aMsg->nextName,"IVTCCM02");
aFmt->addMID(aMsg);

aCond = (Condition *)malloc(sizeof(Condition));
aCond->MFLDName = NULL;
aCond->pp = 0;
aCond->op = HWSGE;
aCond->value = NULL;
aLpg = new HWSLPageFormat("HWSLPG01",NOCOND,aCond);
aMsg->addLPage(aLpg);

aSeg = new HWSSEgFormat("HWSSEG01");
aLpg->addSeg(aSeg);

aFld = new HWSFldFormat("HWSMF008",FLDLIT,10);

```



```

aFld->pp = 0;
aFld->justify = HWSLEFT;
aFld->fillType = HWSCHAR;
aFld->fill = ' ';
aFld->A3270Attr = N03270;
aFld->eAttr = 0;
aFld->literalLen = 10;
aFld->literalVal = (char *) malloc (10+1);
memcpy(aFld->literalVal,"IVTCC      ",10);
memset(aFld->literalVal+10, '\\0', 1);

aSeg->addFld(aFld);

aFld = new HWSFldFormat("HWSMF009",STANDARD,8);

aFld->pp = 0;
aFld->justify = HWSLEFT;
aFld->fillType = HWSCHAR;
aFld->fill = ' ';
aFld->A3270Attr = N03270;
aFld->eAttr = 0;
aFld->literalLen = 0;
aFld->literalVal = NULL;

aSeg->addFld(aFld);

aFld = new HWSFldFormat("HWSMF00A",STANDARD,10);

aFld->pp = 0;
aFld->justify = HWSLEFT;
aFld->fillType = HWSCHAR;
aFld->fill = ' ';
aFld->A3270Attr = N03270;
aFld->eAttr = 0;
aFld->literalLen = 0;
aFld->literalVal = NULL;

aSeg->addFld(aFld);

aFld = new HWSFldFormat("HWSMF00B",STANDARD,10);

aFld->pp = 0;
aFld->justify = HWSLEFT;
aFld->fillType = HWSCHAR;
aFld->fill = ' ';
aFld->A3270Attr = N03270;
aFld->eAttr = 0;
aFld->literalLen = 0;
aFld->literalVal = NULL;

aSeg->addFld(aFld);

aFld = new HWSFldFormat("HWSMF00C",STANDARD,10);

aFld->pp = 0;
aFld->justify = HWSLEFT;
aFld->fillType = HWSCHAR;
aFld->fill = ' ';
aFld->A3270Attr = N03270;
aFld->eAttr = 0;
aFld->literalLen = 0;
aFld->literalVal = NULL;

aSeg->addFld(aFld);

aFld = new HWSFldFormat("HWSMF00D",STANDARD,7);

```

```

aFld->pp = 0;
aFld->justify = HWSLEFT;
aFld->fillType = HWSCHAR;
aFld->fill = ' ';
aFld->A3270Attr = N03270;
aFld->eAttr = 0;
aFld->literalLen = 0;
aFld->literalVal = NULL;

aSeg->addFld(aFld);

aMsg = new HWSMsgFormat("IVTCCMI2",OPT1,HWSIN);
aMsg->nextName = (char *)malloc(sizeof("IVTCCM02")+1);
strcpy(aMsg->nextName,"IVTCCM02");
aFmt->addMID(aMsg);

aCond = (Condition *)malloc(sizeof(Condition));
aCond->MFLDName = NULL;
aCond->pp = 0;
aCond->op = HWSGE;
aCond->value = NULL;
aLpg = new HWSLPageFormat("HWSLPG03",NOCOND,aCond);
aMsg->addLPage(aLpg);

aSeg = new HWSSegFormat("HWSSEG03");
aLpg->addSeg(aSeg);

setAttr("HWSMF00M"," ");

aFld = new HWSFldFormat("HWSMF00M",FLDLIT,4);

aFld->pp = 0;
aFld->justify = HWSLEFT;
aFld->fillType = HWSCHAR;
aFld->fill = ' ';
aFld->A3270Attr = N03270;
aFld->eAttr = 0;
aFld->literalLen = 4;
aFld->literalVal = (char *) malloc (4+1);
memcpy(aFld->literalVal,"",4);
memset(aFld->literalVal+4, '\0', 1);

aSeg->addFld(aFld);

setAttr("HWSMF00N",NULL);

aFld = new HWSFldFormat("HWSMF00N",STANDARD,8);

aFld->pp = 0;
aFld->justify = HWSLEFT;
aFld->fillType = HWSCHAR;
aFld->fill = ' ';
aFld->A3270Attr = N03270;
aFld->eAttr = 0;
aFld->literalLen = 0;
aFld->literalVal = NULL;

aSeg->addFld(aFld);

setAttr("HWSMF000",NULL);

aFld = new HWSFldFormat("HWSMF000",STANDARD,10);

aFld->pp = 0;
aFld->justify = HWSLEFT;
aFld->fillType = HWSCHAR;
aFld->fill = ' ';

```

```

aFld->A3270Attr = N03270;
aFld->eAttr = 0;
aFld->literalLen = 0;
aFld->literalVal = NULL;

aSeg->addFld(aFld);

setAttr("HWSMF00P",NULL);

aFld = new HWSFldFormat("HWSMF00P",STANDARD,10);

aFld->pp = 0;
aFld->justify = HWSLEFT;
aFld->fillType = HWSCHAR;
aFld->fill = ' ';
aFld->A3270Attr = N03270;
aFld->eAttr = 0;
aFld->literalLen = 0;
aFld->literalVal = NULL;

aSeg->addFld(aFld);

setAttr("HWSMF00Q",NULL);

aFld = new HWSFldFormat("HWSMF00Q",STANDARD,10);

aFld->pp = 0;
aFld->justify = HWSLEFT;
aFld->fillType = HWSCHAR;
aFld->fill = ' ';
aFld->A3270Attr = N03270;
aFld->eAttr = 0;
aFld->literalLen = 0;
aFld->literalVal = NULL;

aSeg->addFld(aFld);

setAttr("HWSMF00R",NULL);

aFld = new HWSFldFormat("HWSMF00R",STANDARD,7);

aFld->pp = 0;
aFld->justify = HWSLEFT;
aFld->fillType = HWSCHAR;
aFld->fill = ' ';
aFld->A3270Attr = N03270;
aFld->eAttr = 0;
aFld->literalLen = 0;
aFld->literalVal = NULL;

aSeg->addFld(aFld);

aMsg = new HWSMsgFormat("IVTCC",OPT1,HWSOUT);
aMsg->nextName = (char *)malloc(sizeof("IVTCCMI1")+1);
strcpy(aMsg->nextName,"IVTCCMI1");
aFmt->addMOD(aMsg);

aCond = (Condition *)malloc(sizeof(Condition));
aCond->MFLDName = NULL;
aCond->pp = 0;
aCond->op = HWSGE;
aCond->value = NULL;
aLpg = new HWSLPageFormat("HWSLPG00",NOCOND,aCond);
aMsg->addLPage(aLpg);

aSeg = new HWSSEgFormat("HWSSEG00");
aLpg->addSeg(aSeg);

```

```

aFld = new HWSFldFormat("HWSMF000",STANDARD,40);

aFld->pp = 0;
aFld->justify = HWSLEFT;
aFld->fillType = HWSCHAR;
aFld->fill = ' ';
aFld->A3270Attr = N03270;
aFld->eAttr = 0;
aFld->literalLen = 0;
aFld->literalVal = NULL;

aSeg->addFld(aFld);

aFld = new HWSFldFormat("HWSMF001",STANDARD,8);

aFld->pp = 0;
aFld->justify = HWSLEFT;
aFld->fillType = HWSCHAR;
aFld->fill = ' ';
aFld->A3270Attr = N03270;
aFld->eAttr = 0;
aFld->literalLen = 0;
aFld->literalVal = NULL;

aSeg->addFld(aFld);

aFld = new HWSFldFormat("HWSMF002",STANDARD,10);

aFld->pp = 0;
aFld->justify = HWSLEFT;
aFld->fillType = HWSCHAR;
aFld->fill = ' ';
aFld->A3270Attr = N03270;
aFld->eAttr = 0;
aFld->literalLen = 0;
aFld->literalVal = NULL;

aSeg->addFld(aFld);

aFld = new HWSFldFormat("HWSMF003",STANDARD,10);

aFld->pp = 0;
aFld->justify = HWSLEFT;
aFld->fillType = HWSCHAR;
aFld->fill = ' ';
aFld->A3270Attr = N03270;
aFld->eAttr = 0;
aFld->literalLen = 0;
aFld->literalVal = NULL;

aSeg->addFld(aFld);

aFld = new HWSFldFormat("HWSMF004",STANDARD,10);

aFld->pp = 0;
aFld->justify = HWSLEFT;
aFld->fillType = HWSCHAR;
aFld->fill = ' ';
aFld->A3270Attr = N03270;
aFld->eAttr = 0;
aFld->literalLen = 0;
aFld->literalVal = NULL;

aSeg->addFld(aFld);

aFld = new HWSFldFormat("HWSMF005",STANDARD,7);

```

```

aFld->pp = 0;
aFld->justify = HWSLEFT;
aFld->fillType = HWSCHAR;
aFld->fill = ' ';
aFld->A3270Attr = N03270;
aFld->eAttr = 0;
aFld->literalLen = 0;
aFld->literalVal = NULL;

aSeg->addFld(aFld);

aFld = new HWSFldFormat("HWSMF006",STANDARD,4);

aFld->pp = 0;
aFld->justify = HWSLEFT;
aFld->fillType = HWSCHAR;
aFld->fill = ' ';
aFld->A3270Attr = N03270;
aFld->eAttr = 0;
aFld->literalLen = 0;
aFld->literalVal = NULL;

aSeg->addFld(aFld);

aFld = new HWSFldFormat("HWSMF007",SLITDAT2,8);

aFld->pp = 0;
aFld->justify = HWSLEFT;
aFld->fillType = HWSCHAR;
aFld->fill = ' ';
aFld->A3270Attr = N03270;
aFld->eAttr = 0;
aFld->literalLen = 8;

aSeg->addFld(aFld);

aMsg = new HWSMsgFormat("IVTCCM02",OPT1,HWSOUT);
aMsg->nextName = (char *)malloc(sizeof("IVTCCMI2")+1);
strcpy(aMsg->nextName,"IVTCCMI2");
aFmt->addMOD(aMsg);

aCond = (Condition *)malloc(sizeof(Condition));
aCond->MFLDName = NULL;
aCond->pp = 0;
aCond->op = HWSGE;
aCond->value = NULL;
aLpg = new HWSLPageFormat("HWSLPG02",NOCOND,aCond);
aMsg->addLPage(aLpg);

aSeg = new HWSSEgFormat("HWSSEG02");
aLpg->addSeg(aSeg);

aFld = new HWSFldFormat("HWSMF00E",STANDARD,40);

aFld->pp = 0;
aFld->justify = HWSLEFT;
aFld->fillType = HWSCHAR;
aFld->fill = ' ';
aFld->A3270Attr = N03270;
aFld->eAttr = 0;
aFld->literalLen = 0;
aFld->literalVal = NULL;

aSeg->addFld(aFld);

aFld = new HWSFldFormat("HWSMF00F",STANDARD,8);

```

```

aFld->pp = 0;
aFld->justify = HWSLEFT;
aFld->fillType = HWSCHAR;
aFld->fill = ' ';
aFld->A3270Attr = N03270;
aFld->eAttr = 0;
aFld->literalLen = 0;
aFld->literalVal = NULL;

aSeg->addFld(aFld);

aFld = new HWSFldFormat("HWSMF00G",STANDARD,10);

aFld->pp = 0;
aFld->justify = HWSLEFT;
aFld->fillType = HWSCHAR;
aFld->fill = ' ';
aFld->A3270Attr = N03270;
aFld->eAttr = 0;
aFld->literalLen = 0;
aFld->literalVal = NULL;

aSeg->addFld(aFld);

aFld = new HWSFldFormat("HWSMF00H",STANDARD,10);

aFld->pp = 0;
aFld->justify = HWSLEFT;
aFld->fillType = HWSCHAR;
aFld->fill = ' ';
aFld->A3270Attr = N03270;
aFld->eAttr = 0;
aFld->literalLen = 0;
aFld->literalVal = NULL;

aSeg->addFld(aFld);

aFld = new HWSFldFormat("HWSMF00I",STANDARD,10);

aFld->pp = 0;
aFld->justify = HWSLEFT;
aFld->fillType = HWSCHAR;
aFld->fill = ' ';
aFld->A3270Attr = N03270;
aFld->eAttr = 0;
aFld->literalLen = 0;
aFld->literalVal = NULL;

aSeg->addFld(aFld);

aFld = new HWSFldFormat("HWSMF00J",STANDARD,7);

aFld->pp = 0;
aFld->justify = HWSLEFT;
aFld->fillType = HWSCHAR;
aFld->fill = ' ';
aFld->A3270Attr = N03270;
aFld->eAttr = 0;
aFld->literalLen = 0;
aFld->literalVal = NULL;

aSeg->addFld(aFld);

aFld = new HWSFldFormat("HWSMF00K",STANDARD,4);

aFld->pp = 0;

```

```

aFld->justify = HWSLEFT;
aFld->fillType = HWSCHAR;
aFld->fill = ' ';
aFld->A3270Attr = N03270;
aFld->eAttr = 0;
aFld->literalLen = 0;
aFld->literalVal = NULL;

aSeg->addFld(aFld);

aFld = new HWSFldFormat("HWSMF00L",SLITDAT2,8);

aFld->pp = 0;
aFld->justify = HWSLEFT;
aFld->fillType = HWSCHAR;
aFld->fill = ' ';
aFld->A3270Attr = N03270;
aFld->eAttr = 0;
aFld->literalLen = 8;

aSeg->addFld(aFld);

formatObj = aFmt;

}

HWSLPG03In:: HWSLPG03In()
{
}

// Overloaded Method
HWSTranOut * HWSLPG03In::execute()
{
HWSTranOut * aMod = NULL;
HWSTranOut * pMod = NULL;
HWSTranOut * qMod = NULL;
HWSTran    aTran(this);
HWSList    * pList;
HWSList    * qList;
int errNum = 0;

pList = aTran.doIMS(export(),formatObj);

if (pList) {
while (pList) {
if (strcmp(pList->MDName,"HWSErrOut") == 0) {
pMod = new HWSErrOut(pList);
} else if (strcmp(pList->MDName,"IVTCC&HWSLPG00") == 0) {
pMod = new HWSLPG00Out(pList);
pMod->userName = userName;
pMod->groupName = groupName;
pMod->password = password;
pMod->hostName = hostName;
pMod->imsName = imsName;
pMod->port = hostPort;
} else if (strcmp(pList->MDName,"IVTCCM02&HWSLPG02") == 0) {
pMod = new HWSLPG02Out(pList);
pMod->userName = userName;
pMod->groupName = groupName;
pMod->password = password;
pMod->hostName = hostName;
pMod->imsName = imsName;
pMod->port = hostPort;
} else if (strcmp(pList->MDName,"DFSM01&HWSM01") == 0) {
pMod = new HWSM01(pList);
} else if (strcmp(pList->MDName,"DFSM02&HWSM02") == 0) {
pMod = new HWSM02(pList);
}
}
}

```

```

} else if (strcmp(pList->MDName,"DFSMO3&HWSMO3") == 0) {
pMod = new HWSMO3(pList);
} else if (strcmp(pList->MDName,"DFSMO4&HWSMO4") == 0) {
pMod = new HWSMO4(pList);
} else if (strcmp(pList->MDName,"DFSMO5&HWSMO5") == 0) {
pMod = new HWSMO5(pList);
} else if (strcmp(pList->MDName,"DFSDSP01&HWSDSP01") == 0) {
pMod = new HWSDSP01(pList);
} else {
pMod = new HWSErrOut(1000,"AN UNKNOWN MOD RETURNED BY HOST");
} /* end if */
if (!aMod) aMod = pMod;
if (qMod) qMod->setNext(pMod);
qMod = pMod;
qList = pList;
pList = qList->getNextList();
} /* end while */
} else {
pMod = new HWSErrOut(1001,"SEVERE ERROR NULL RETURNED FROM DLLs");
} /* end if */

return (aMod);
}

```

CGIvtcc.mak

```

#####
#
# (c) Copyright IBM Corp. 1998
# All Rights Reserved
# Licensed Materials - Property of IBM
#
# DISCLAIMER OF WARRANTIES.
#
# The following "enclosed" code is generated by a software product
# of IBM Corporation.
# This generated code is provided to you solely for the purpose of
# assisting you in the development of your applications.
# The code is provided "AS IS." IBM MAKES NO WARRANTIES, EXPRESS
# OR IMPLIED, INCLUDING BUT NOT LIMITED TO THE IMPLIED WARRANTIES
# OF NONINFRINGEMENT, MERCHANTABILITY AND FITNESS FOR A PARTICULAR
# PURPOSE, REGARDING THE FUNCTION OR PERFORMANCE OF THIS CODE.
# IBM shall not be liable for any damages arising out of your use
# of the generated code, even if it has been advised of the
# possibility of such damages.
#
# DISTRIBUTION.
#
# This generated code can be freely distributed, copied, altered,
# and incorporated into other software, provided that:
# - It bears the above Copyright notice and DISCLAIMER intact
# - The software is not offered for resale
#
#####

#####
# Generated by IMS Web Studio 2.1.2 1998.239 13:49:36 #
# Userid: Clchan #
# Project: ivtcc #
#####

#####
# IMS Web Studio Generated NMAKE File #
#####

#####

```



```

# This makefile was generated      #
# for NT and MS VC++ compiler.    #
#####

CFG = HWSRe1

!IF "$(CFG)" != "HWSRe1" && "$(CFG)" != "HWSDBG"
!MESSAGE Invalid configuration "$(CFG)" specified.
!MESSAGE You can specify a configuration when running NMAKE on this makefile
!MESSAGE by defining the macro CFG on the command line. For example:
!MESSAGE
!MESSAGE NMAKE -f CGIivtcc.mak CFG=HWSDBG HWSPATH="D:\IMSWeb"
!MESSAGE
!MESSAGE Possible choices for configuration are:
!MESSAGE
!MESSAGE HWSRe1 : build a PRODUCTION version (Default)
!MESSAGE HWSDBG : build a DEBUG version
!MESSAGE
!ERROR An invalid configuration is specified.
!ENDIF

!IF "$(OS)" == "Windows_NT"
NULL=
!ELSE
NULL=nul
!ENDIF

!IF "$(HWSPATH)" == ""
!MESSAGE No HWSPATH value is specified.
!MESSAGE
!MESSAGE You must specify the full pathname of the directory where
!MESSAGE the IMS Web Development Component (Studio Tool) is installed.
!MESSAGE For example:
!MESSAGE
!MESSAGE NMAKE -f CGIivtcc.mak HWSPATH="D:\IMSWeb"
!MESSAGE
!ERROR The installation path is missing.
!ENDIF

IDIR= $(HWSPATH)\include
LDIR= $(HWSPATH)\lib\win
!IF "$(CFG)" == "HWSRe1"
CFLAGS= /nologo /MD /W3 /GX /O2 /I$(IDIR) /D "WIN32" /D "NDEBUG" /D "_CONSOLE"
/D "HWSNT4" /YX /c
LFLAGS= /nologo /subsystem:console /incremental:no /machine:IX86 /out:".CGIivtcc.exe"
!ENDIF
!IF "$(CFG)" == "HWSDBG"
CFLAGS=/nologo /MDd /W3 /Gm /GX /Zi /Od /I$(IDIR) /D "WIN32" /D "_DEBUG" /D
_CONSOLE" /D "HWSNT4" /YX /c
LFLAGS= /nologo /subsystem:console /incremental:no /debug /machine:IX86 /out:".CGIivtcc.exe"
!ENDIF

#####
# Begin Project

ALL : ".\CGIivtcc.exe"

LINK_OBJS= \
"HWSLPG01.obj" \
"HWSLPG03.obj" \
"HWSLPG00.obj" \
"HWSLPG02.obj" \
"HTMParse.obj" \
"CGIivtcc.obj"

LINK=link.exe
COMPILE=c1.exe

```

```
LINK_LIBS= \  
$(LDIR)\HWStran.lib $(LDIR)\HWSCom.lib $(LDIR)\HWSUtil.lib $(LDIR)\HWSFMT.lib  
$(LDIR)\HWSMFS.lib
```

```
.cpp.obj:  
$(COMPILE) $(CFLAGS) %s
```

```
".\CGIvtcc.exe" : \  
$(LINK_OBJS)  
$(LINK) @<<  
$(LFLAGS)  
$(LINK_LIBS)  
$(LINK_OBJS)  
<<
```

```
##### END OF FILE #####
```

Appendix B. Generated files for IMS Web Net.Data example

HTMivtc2.HTM, modified input HTML

```
<!-- *****-->
<!-- *
<!-- * (c) Copyright IBM Corp. 1998
<!-- * All Rights Reserved
<!-- * Licensed Materials - Property of IBM
<!-- *
<!-- * DISCLAIMER OF WARRANTIES.
<!-- *
<!-- * The following [enclosed] code is generated by a software product
<!-- * of IBM Corporation.
<!-- * This generated code is provided to you solely for the purpose of
<!-- * assisting you in the development of your applications.
<!-- * The code is provided "AS IS." IBM MAKES NO WARRANTIES, EXPRESS
<!-- * OR IMPLIED, INCLUDING BUT NOT LIMITED TO THE IMPLIED WARRANTIES
<!-- * OF NONINFRINGEMENT, MERCHANTABILITY AND FITNESS FOR A PARTICULAR
<!-- * PURPOSE, REGARDING THE FUNCTION OR PERFORMANCE OF THIS CODE.
<!-- * IBM shall not be liable for any damages arising out of your use
<!-- * of the generated code, even if it has been advised of the
<!-- * possibility of such damages.
<!-- *
<!-- * DISTRIBUTION.
<!-- *
<!-- * This generated code can be freely distributed, copied, altered,
<!-- * and incorporated into other software, provided that:
<!-- * - It bears the above Copyright notice and DISCLAIMER intact
<!-- * - The software is not offered for resale
<!-- *
<!-- *****-->
<!-- *****-->
<!-- * Generated by IMS Web Studio 2.1.1 1998.212 16:33:41 * -->
<!-- * Userid: Clchan * -->
<!-- * Project: ivtcc * -->
<!-- *****-->
<!-- ***** -->
<!-- * * -->
<!-- * IMS Web generated HTML input form. * -->
<!-- * * -->
<!-- * This form : * -->
<!-- * * -->
<!-- * - has a table with label-entry fields pair for * -->
<!-- * each input field for the associated transaction. * -->
<!-- * - upon clicking on SUBMIT button, will POST the * -->
<!-- * corresponding CGI-Bin program. * -->
<!-- * * -->
<!-- * You may modify this form as long as the names for * -->
<!-- * each entry fields are not changed. * -->
<!-- * * -->
<!-- ***** -->
<HTML>
<HEAD>
<TITLE>IMS Web Project ivtcc</title>
</head>
<BODY TEXT="000000">
<form method="POST" action="/cgi-bin/CGIivtcc.exe">
<center>
<h2>IMS INSTALLATION VERIFICATION PROCEDURE</h2>
<hr>
<table align="left" cellpadding="10">
<tr>
```

```

<td colspan=2 align="left" valign="center">
<strong>Enter the information below</strong>
<br>
<tr>
<td><strong>PROCESS CODE</strong>
<td><INPUT TYPE="text" NAME="CMD" SIZE=8 MAXLENGTH=8 VALUE="">
<tr>
<td><strong>LAST NAME</strong>
<td><INPUT TYPE="text" NAME="NAME1" SIZE=10 MAXLENGTH=10 VALUE="">
<tr>
<td><strong>FIRST NAME</strong>
<td><INPUT TYPE="text" NAME="NAME2" SIZE=10 MAXLENGTH=10 VALUE="">
<tr>
<td><strong>EXTENSION NUMBER</strong>
<td><INPUT TYPE="text" NAME="EXT_" SIZE=10 MAXLENGTH=10 VALUE="">
<tr>
<td><strong>INTERNAL ZIP CODE</strong>
<td><INPUT TYPE="text" NAME="ZIP" SIZE=7 MAXLENGTH=7 VALUE="">
</td>
<tr>
<td colspan=2 align="left" valign="center">
<input type="submit" value="SUBMIT">
<input type="reset" value="RESET">
</td>
</table>
</center>
<INPUT TYPE="HIDDEN" NAME="RUName" VALUE="HWSINIT">
<INPUT TYPE="HIDDEN" NAME="LPageName" VALUE="HWSLPG01">
<INPUT TYPE="HIDDEN" NAME="ConvID" VALUE="HWSINIT">
<INPUT TYPE="HIDDEN" NAME="DateTime" VALUE="HWSINIT">
<INPUT TYPE="HIDDEN" NAME="Millisecs" VALUE="HWSINIT">
<INPUT TYPE="HIDDEN" NAME="HWSTERM" VALUE="HWSCONT">
</form>
<p>
</body>
</html>

```

Modified genHTML method

```

/*****/
/*
/* (c) Copyright IBM Corp. 1998
/* All Rights Reserved
/* Licensed Materials - Property of IBM
/*
/*
/* DISCLAIMER OF WARRANTIES.
/*
/*
/* The following [enclosed] code is generated by a software product
/* of IBM Corporation.
/* This generated code is provided to you solely for the purpose of
/* assisting you in the development of your applications.
/* The code is provided "AS IS." IBM MAKES NO WARRANTIES, EXPRESS
/* OR IMPLIED, INCLUDING BUT NOT LIMITED TO THE IMPLIED WARRANTIES
/* OF NONINFRINGEMENT, MERCHANTABILITY AND FITNESS FOR A PARTICULAR
/* PURPOSE, REGARDING THE FUNCTION OR PERFORMANCE OF THIS CODE.
/* IBM shall not be liable for any damages arising out of your use
/* of the generated code, even if it has been advised of the
/* possibility of such damages.
/*
/*
/* DISTRIBUTION.
/*
/*
/* This generated code can be freely distributed, copied, altered,
/* and incorporated into other software, provided that:
/* - It bears the above Copyright notice and DISCLAIMER intact
/* - The software is not offered for resale
/*
/*

```

```

/*****/

/*****/
/* Generated by IMS Web Studio 2.1.2 1998.239 13:49:36 */
/* Userid: Clchan */
/* Project: ivtcc */
/*****/

#include <stdio.h>
#include <string.h>
#include <stdlib.h>
#include "hws.h"
#include "hwstran.hpp"
#include "hwsmfsf.hpp"
#include "hwsmgsf.hpp"
#include "hws1pgf.hpp"
#include "hwssegf.hpp"
#include "hwsfldf.hpp"
#include "hwsdlist.hpp"
#include "hwslnode.hpp"
#include "HWSLPG02.hpp"

/*****/
/*                                     */
/* IMS Web generated transaction output class. */
/*                                     */
/* This class :                          */
/*                                     */
/* - provides the genHTML method which generates the */
/*   HTML output based on the result of IMS tran. */
/*                                     */
/*****/

// LifeCycle
HWSLPG02Out::HWSLPG02Out(HWSDList * fldList):
HWSTranOut("HWSLPG02Out")
{

    fldList = fldList;

    import(fldList);
}

HWSLPG02Out:: HWSLPG02Out()
{
}

// Overloaded Method genHTML
char * HWSLPG02Out::genHTML()
{
    char    * buf;

    buf = (char *)malloc(4420);

    strcpy(buf,"<center>\n");
    if (strcmp(convIDFN,"HWSEXIT")) {
    strcat(buf,"<form method=\"POST\" action=\"/cgi-bin/CGIivtcc.exe\">\n");
    }
    // Modifications...
    strcat(buf,"<h2>IMS INSTALLATION VERIFICATION PROCEDURE</h2>\n");
    strcat(buf,"<hr>\n");
    strcat(buf,"<table align=\"left\" cellpadding=10>\n");

    strcat(buf,"<tr>\n");
    strcat(buf,"<td colspan=2 align=\"left\" valign=\"center\">\n");

```

```

if (getAttr("HWSMF00E") != NULL) strcat(buf,getAttr("HWSMF00E"));
strcat(buf,"\n");
strcat(buf,"<tr><td><strong>");
strcat(buf,"PROCESS CODE");
strcat(buf,"</strong>\n");
strcat(buf,"<td>");
if (strcmp(convIDFN,"HWSEXIT")) {
strcat(buf,"<INPUT TYPE=\"text\" NAME=\"CMD\" SIZE=8 MAXLENGTH=8 VALUE=\"\");
}
if (getAttr("HWSMF00F") != NULL) strcat(buf,getAttr("HWSMF00F"));
if (strcmp(convIDFN,"HWSEXIT")) {
strcat(buf,"\">\n");
} else {
strcat(buf,"\n");
}
strcat(buf,"<tr><td><strong>");
strcat(buf,"LAST NAME");
strcat(buf,"</strong>\n");
strcat(buf,"<td>");
if (strcmp(convIDFN,"HWSEXIT")) {
strcat(buf,"<INPUT TYPE=\"text\" NAME=\"NAME1\" SIZE=10 MAXLENGTH=10 VALUE=\"\");
}
if (getAttr("HWSMF00G") != NULL) strcat(buf,getAttr("HWSMF00G"));
if (strcmp(convIDFN,"HWSEXIT")) {
strcat(buf,"\">\n");
} else {
strcat(buf,"\n");
}
strcat(buf,"<tr><td><strong>");
strcat(buf,"FIRST NAME");
strcat(buf,"</strong>\n");
strcat(buf,"<td>");
if (strcmp(convIDFN,"HWSEXIT")) {
strcat(buf,"<INPUT TYPE=\"text\" NAME=\"NAME2\" SIZE=10 MAXLENGTH=10 VALUE=\"\");
}
if (getAttr("HWSMF00H") != NULL) strcat(buf,getAttr("HWSMF00H"));
if (strcmp(convIDFN,"HWSEXIT")) {
strcat(buf,"\">\n");
} else {
strcat(buf,"\n");
}
strcat(buf,"<tr><td><strong>");
strcat(buf,"EXTENSION NUMBER");
strcat(buf,"</strong>\n");
strcat(buf,"<td>");
if (strcmp(convIDFN,"HWSEXIT")) {
strcat(buf,"<INPUT TYPE=\"text\" NAME=\"EXT_\" SIZE=10 MAXLENGTH=10 VALUE=\"\");
}
if (getAttr("HWSMF00I") != NULL) strcat(buf,getAttr("HWSMF00I"));
if (strcmp(convIDFN,"HWSEXIT")) {
strcat(buf,"\">\n");
} else {
strcat(buf,"\n");
}
strcat(buf,"<tr><td><strong>");
strcat(buf,"INTERNAL ZIP CODE");
strcat(buf,"</strong>\n");
strcat(buf,"<td>");
if (strcmp(convIDFN,"HWSEXIT")) {
strcat(buf,"<INPUT TYPE=\"text\" NAME=\"ZIP\" SIZE=7 MAXLENGTH=7 VALUE=\"\");
}
if (getAttr("HWSMF00J") != NULL) strcat(buf,getAttr("HWSMF00J"));
if (strcmp(convIDFN,"HWSEXIT")) {
strcat(buf,"\">\n");
} else {
strcat(buf,"\n");
}
}

```

```

strcat(buf,"<tr><td><strong>");
strcat(buf,"SEGMENT#");
strcat(buf,"</strong>\n");
strcat(buf,"<td>");
if (getAttr("HWSMF00K") != NULL) strcat(buf,getAttr("HWSMF00K"));
strcat(buf,"\n");
strcat(buf,"<tr><td><strong>");
strcat(buf,"DATE");
strcat(buf,"</strong>\n");
strcat(buf,"<td>");
if (getAttr("HWSMF00L") != NULL) strcat(buf,getAttr("HWSMF00L"));
strcat(buf,"\n");
if (strcmp(convIDFN,"HWSEXIT")) {
strcat(buf,"<tr>\n");
strcat(buf,"<td colspan=2 align=\"center\" valign=\"center\">\n");
strcat(buf,"<input type=\"submit\" value=\"SUBMIT\">\n");
strcat(buf,"<input type=\"reset\" value=\"RESET\">\n");
strcat(buf,"</td>\n");
}
strcat(buf,"</table>\n");
strcat(buf,"</center>\n");
if (strcmp(convIDFN,"HWSEXIT")) {
strcat(buf,"<INPUT TYPE=\"HIDDEN\" NAME=\"RUName\" VALUE=\"\"");
strcat(buf,RUName);
strcat(buf,"\">\n");
strcat(buf,"<INPUT TYPE=\"HIDDEN\" NAME=\"LPageName\" VALUE=\"\"");
strcat(buf,inLPageName);
strcat(buf,"\">\n");
strcat(buf,"<INPUT TYPE=\"HIDDEN\" NAME=\"ConvID\" VALUE=\"\"");
strcat(buf,convIDFN);
strcat(buf,"\">\n");
strcat(buf,"<INPUT TYPE=\"HIDDEN\" NAME=\"DateTime\" VALUE=\"\"");
strcat(buf,dateTime);
strcat(buf,"\">\n");
strcat(buf,"<INPUT TYPE=\"HIDDEN\" NAME=\"Millisecs\" VALUE=\"\"");
strcat(buf,millisecs);
strcat(buf,"\">\n");
strcat(buf,"<INPUT TYPE=\"HIDDEN\" NAME=\"HWSTERM\" VALUE=\"HWSCONT\">\n");
if (userName != NULL) {
strcat(buf,"<INPUT TYPE=\"HIDDEN\" NAME=\"HWSUSER\" VALUE=\"\"");
strcat(buf,userName);
strcat(buf,"\">\n");
}
if (groupName != NULL) {
strcat(buf,"<INPUT TYPE=\"HIDDEN\" NAME=\"HWSGROUP\" VALUE=\"\"");
strcat(buf,groupName);
strcat(buf,"\">\n");
}
if (hostName != NULL) {
strcat(buf,"<INPUT TYPE=\"HIDDEN\" NAME=\"HWSHOST\" VALUE=\"\"");
strcat(buf,hostName);
strcat(buf,"\">\n");
}
if (imsName != NULL) {
strcat(buf,"<INPUT TYPE=\"HIDDEN\" NAME=\"HWSIMS\" VALUE=\"\"");
strcat(buf,imsName);
strcat(buf,"\">\n");
}
if (port != NULL) {
strcat(buf,"<INPUT TYPE=\"HIDDEN\" NAME=\"HWSPORT\" VALUE=\"\"");
strcat(buf,port);
strcat(buf,"\">\n");
}
strcat(buf,"</form>\n");
strcat(buf,"<form method=\"POST\" action=\"/cgi-bin/CGIivtcc.exe\">\n");
strcat(buf,"<center>\n");
strcat(buf,"<table border=5 cellpadding=10>\n");

```

```

strcat(buf, "<INPUT TYPE=\"HIDDEN\" NAME=\"MSG\" VALUE=\" \">\n");
strcat(buf, "<INPUT TYPE=\"HIDDEN\" NAME=\"CMD\" VALUE=\" \">\n");
strcat(buf, "<INPUT TYPE=\"HIDDEN\" NAME=\"NAME1\" VALUE=\" \">\n");
strcat(buf, "<INPUT TYPE=\"HIDDEN\" NAME=\"NAME2\" VALUE=\" \">\n");
strcat(buf, "<INPUT TYPE=\"HIDDEN\" NAME=\"EXT_\" VALUE=\" \">\n");
strcat(buf, "<INPUT TYPE=\"HIDDEN\" NAME=\"ZIP\" VALUE=\" \">\n");
strcat(buf, "<INPUT TYPE=\"HIDDEN\" NAME=\"SEGNO\" VALUE=\" \">\n");
strcat(buf, "<INPUT TYPE=\"HIDDEN\" NAME=\"SDATE\" VALUE=\" \">\n");
strcat(buf, "<tr>\n");
strcat(buf, "<td colspan=2 align=\"center\" valign=\"center\">\n");
strcat(buf, "<input type=\"submit\" value=\"TERMINATE\">\n");
strcat(buf, "</td>\n");
strcat(buf, "</table>\n");
strcat(buf, "</center>\n");
strcat(buf, "<INPUT TYPE=\"HIDDEN\" NAME=\"RUName\" VALUE=\"\"");
strcat(buf, RUName);
strcat(buf, "\">\n");
strcat(buf, "<INPUT TYPE=\"HIDDEN\" NAME=\"LPageName\" VALUE=\"\"");
strcat(buf, inLPageName);
strcat(buf, "\">\n");
strcat(buf, "<INPUT TYPE=\"HIDDEN\" NAME=\"ConvID\" VALUE=\"\"");
strcat(buf, convIDFN);
strcat(buf, "\">\n");
strcat(buf, "<INPUT TYPE=\"HIDDEN\" NAME=\"DateTime\" VALUE=\"\"");
strcat(buf, dateTime);
strcat(buf, "\">\n");
strcat(buf, "<INPUT TYPE=\"HIDDEN\" NAME=\"Millisecs\" VALUE=\"\"");
strcat(buf, millisecs);
strcat(buf, "\">\n");
strcat(buf, "<INPUT TYPE=\"HIDDEN\" NAME=\"HWSTERM\" VALUE=\"HWSTERM\">\n");
if (userName != NULL) {
strcat(buf, "<INPUT TYPE=\"HIDDEN\" NAME=\"HWSUSER\" VALUE=\"\"");
strcat(buf, userName);
strcat(buf, "\">\n");
}
if (groupName != NULL) {
strcat(buf, "<INPUT TYPE=\"HIDDEN\" NAME=\"HWSGROUP\" VALUE=\"\"");
strcat(buf, groupName);
strcat(buf, "\">\n");
}
if (hostName != NULL) {
strcat(buf, "<INPUT TYPE=\"HIDDEN\" NAME=\"HWSHOST\" VALUE=\"\"");
strcat(buf, hostName);
strcat(buf, "\">\n");
}
if (imsName != NULL) {
strcat(buf, "<INPUT TYPE=\"HIDDEN\" NAME=\"HWSIMS\" VALUE=\"\"");
strcat(buf, imsName);
strcat(buf, "\">\n");
}
if (port != NULL) {
strcat(buf, "<INPUT TYPE=\"HIDDEN\" NAME=\"HWSPORT\" VALUE=\"\"");
strcat(buf, port);
strcat(buf, "\">\n");
}
strcat(buf, "</form>\n");
// End Modifications...
}
return buf;

}

// Overloaded Method genList
HWSLNode * HWSLPG02Out::genList()
{
HWSLNode * fldList = NULL;
HWSLNode * aNode = NULL;

```



```

HWSLNode * newNode = NULL;
HWSLNode * prevNode = NULL;
if (fList) {
for (aNode = fList->getFirst();
    aNode != NULL;
    aNode = aNode->next) {
newNode = new HWSLNode(aNode->name,aNode->length,aNode->data);
if (prevNode) {
prevNode->next = newNode;
} else {
fldList = newNode;
} /* end if */
prevNode = newNode;
} /* end for */
} /* end if */
return fldList;

}

// Overloaded Method genList
HWSLNode * HWSLPG02Out::genDisplayList()
{
HWSLNode * fldList = NULL;
HWSLNode * aNode = NULL;
HWSLNode * newNode = NULL;
HWSLNode * prevNode = NULL;
int addIt = 0;

if (fList) {
for (aNode = fList->getFirst();
    aNode != NULL;
    aNode = aNode->next) {

addIt = 0;
if( !strcmp( aNode->name, "HWSMF00E" ) ) {
newNode = new HWSLNode( "HWSMF00E",
                        aNode->length,
                        aNode->data );

addIt = 1;
}
if( !strcmp( aNode->name, "HWSMF00F" ) ) {
newNode = new HWSLNode( "HWSMF00F",
                        aNode->length,
                        aNode->data );

addIt = 1;
}
if( !strcmp( aNode->name, "HWSMF00G" ) ) {
newNode = new HWSLNode( "HWSMF00G",
                        aNode->length,
                        aNode->data );

addIt = 1;
}
if( !strcmp( aNode->name, "HWSMF00H" ) ) {
newNode = new HWSLNode( "HWSMF00H",
                        aNode->length,
                        aNode->data );

addIt = 1;
}
if( !strcmp( aNode->name, "HWSMF00I" ) ) {
newNode = new HWSLNode( "HWSMF00I",
                        aNode->length,
                        aNode->data );

addIt = 1;
}
if( !strcmp( aNode->name, "HWSMF00J" ) ) {
newNode = new HWSLNode( "HWSMF00J",
                        aNode->length,

```

```

                                aNode->data );
addIt = 1;
}
if( !strcmp( aNode->name, "HWSMF00K" ) ) {
newNode = new HWSLNode( "HWSMF00K",
                        aNode->length,
                        aNode->data );

addIt = 1;
}
if( !strcmp( aNode->name, "HWSMF00L" ) ) {
newNode = new HWSLNode( "HWSMF00L",
                        aNode->length,
                        aNode->data );

addIt = 1;
}
if( !strcmp( aNode->name, "ConvID" ) ) {
newNode = new HWSLNode( "ConvID",
                        aNode->length,
                        aNode->data );

addIt = 1;
}
if( !strcmp( aNode->name, "RUName" ) ) {
newNode = new HWSLNode( "RUName",
                        aNode->length,
                        aNode->data );

addIt = 1;
}
if( !strcmp( aNode->name, "DateTime" ) ) {
newNode = new HWSLNode( "DateTime",
                        aNode->length,
                        aNode->data );

addIt = 1;
}
if( !strcmp( aNode->name, "Millisecs" ) ) {
newNode = new HWSLNode( "Millisecs",
                        aNode->length,
                        aNode->data );

addIt = 1;
}
if( !strcmp( aNode->name, "LPageName" ) ) {
newNode = new HWSLNode( "LPageName",
                        aNode->length,
                        aNode->data );

addIt = 1;
}
if ( addIt ) {
if( prevNode ) {
prevNode->next = newNode;
} else {
fldList = newNode;
} /* end if */
prevNode = newNode;
} /* end if */
} /* end for */
} /* end if */
if ( hostName != NULL ) {
newNode = new HWSLNode( HIDN_HWSHOST,
                        strlen(hostName),
                        hostName );

if( prevNode ) {
prevNode->next = newNode;
} else {
fldList = newNode;
} /* end if */
prevNode = newNode;
}
if ( port != NULL ) {

```

```

newNode = new HWSLNode( HIDN_HWSPORT,
                        strlen(port),
                        port );

if( prevNode ) {
prevNode->next = newNode;
} else {
fldList = newNode;
} /* end if */
prevNode = newNode;
}
if ( imsName != NULL ) {
newNode = new HWSLNode( HIDN_HWSIMS,
                        strlen(imsName),
                        imsName );

if( prevNode ) {
prevNode->next = newNode;
} else {
fldList = newNode;
} /* end if */
prevNode = newNode;
}
if ( userName != NULL ) {
newNode = new HWSLNode( HIDN_HWSUSER,
                        strlen(userName),
                        userName );

if( prevNode ) {
prevNode->next = newNode;
} else {
fldList = newNode;
} /* end if */
prevNode = newNode;
}
if ( groupName != NULL ) {
newNode = new HWSLNode( HIDN_HWSGROUP,
                        strlen(groupName),
                        groupName );

if( prevNode ) {
prevNode->next = newNode;
} else {
fldList = newNode;
} /* end if */
prevNode = newNode;
}
return fldList;
}

```

DTWivtcc.htm

```

<!-- *****-->
<!-- *
<!-- * (c) Copyright IBM Corp. 1998
<!-- * All Rights Reserved
<!-- * Licensed Materials - Property of IBM
<!-- *
<!-- * DISCLAIMER OF WARRANTIES.
<!-- *
<!-- * The following [enclosed] code is generated by a software product
<!-- * of IBM Corporation.
<!-- * This generated code is provided to you solely for the purpose of
<!-- * assisting you in the development of your applications.
<!-- * The code is provided "AS IS." IBM MAKES NO WARRANTIES, EXPRESS
<!-- * OR IMPLIED, INCLUDING BUT NOT LIMITED TO THE IMPLIED WARRANTIES
<!-- * OF NONINFRINGEMENT, MERCHANTABILITY AND FITNESS FOR A PARTICULAR
<!-- * PURPOSE, REGARDING THE FUNCTION OR PERFORMANCE OF THIS CODE.
<!-- * IBM shall not be liable for any damages arising out of your use
<!-- * of the generated code, even if it has been advised of the

```

```

<!-- * possibility of such damages. *-->
<!-- * *-->
<!-- * DISTRIBUTION. *-->
<!-- * *-->
<!-- * This generated code can be freely distributed, copied, altered, *-->
<!-- * and incorporated into other software, provided that: *-->
<!-- * - It bears the above Copyright notice and DISCLAIMER intact *-->
<!-- * - The software is not offered for resale *-->
<!-- * *-->
<!-- *****-->
<!-- *****-->
<!-- * Generated by IMS Web Studio 2.1.2 1998.239 13:49:36 * -->
<!-- * Userid: Clchan * -->
<!-- * Project: ivtcc * -->
<!-- *****-->
<!-- ***** -->
<!-- * * -->
<!-- * IMS Web generated HTML for calling generated * -->
<!-- * Net.Data macro. * -->
<!-- * * -->
<!-- * This file : * -->
<!-- * * -->
<!-- * - has a link to the generated Net.Data macro * -->
<!-- * to show the correct syntax of calling Net.Data * -->
<!-- * macro. * -->
<!-- * * -->
<!-- ***** -->
<HTML>
<HEAD>
<TITLE>IMS Web Project ivtcc</TITLE>
</HEAD>
<BODY TEXT="000000">
<H1>IMS Web Project ivtcc</H1>
<HR>
<P>Submit the IMS transaction associated with the <strong>IMS Web</strong> project:
<UL>
<LI><a href="/cgi-bin/db2www.exe/dtwivtcc.mac/ivtcc_InHTML">ivtcc</a>
</UL>
<BR>
<CENTER>
<p>Thank you for using <strong>IMS Web</strong>
</CENTER>
<BR>
<P>
<CENTER>

</BODY>
</HTML>

```

DTWivtcc.mac

```

%DEFINE {
    ivtcc_HWSVRM          = "212"
    ivtcc_page_title     = "IMS Web Project ivtcc"
    ivtcc_input_prompt   = "Enter the information below"
    ivtcc_output_heading = "Results"
    ivtcc_alt_message    = "Another Web Site Powered by IMS Web"
    ivtcc_RESULTS        = %TABLE(ALL)
%}
%HTML (ivtcc_InHTML) {
<!-- *****-->
<!-- * *-->
<!-- * (c) Copyright IBM Corp. 1998 *-->
<!-- * All Rights Reserved *-->

```

```

<!-- * Licensed Materials - Property of IBM *-->
<!-- * *-->
<!-- * DISCLAIMER OF WARRANTIES. *-->
<!-- * *-->
<!-- * The following [enclosed] code is generated by a software product *-->
<!-- * of IBM Corporation. *-->
<!-- * This generated code is provided to you solely for the purpose of *-->
<!-- * assisting you in the development of your applications. *-->
<!-- * The code is provided "AS IS." IBM MAKES NO WARRANTIES, EXPRESS *-->
<!-- * OR IMPLIED, INCLUDING BUT NOT LIMITED TO THE IMPLIED WARRANTIES *-->
<!-- * OF NONINFRINGEMENT, MERCHANTABILITY AND FITNESS FOR A PARTICULAR *-->
<!-- * PURPOSE, REGARDING THE FUNCTION OR PERFORMANCE OF THIS CODE. *-->
<!-- * IBM shall not be liable for any damages arising out of your use *-->
<!-- * of the generated code, even if it has been advised of the *-->
<!-- * possibility of such damages. *-->
<!-- * *-->
<!-- * DISTRIBUTION. *-->
<!-- * *-->
<!-- * This generated code can be freely distributed, copied, altered, *-->
<!-- * and incorporated into other software, provided that: *-->
<!-- * - It bears the above Copyright notice and DISCLAIMER intact *-->
<!-- * - The software is not offered for resale *-->
<!-- * *-->
<!-- *****-->
<!-- *****-->
<!-- * Generated by IMS Web Studio 2.1.2 1998.253 14:5:46 * -->
<!-- * Userid: Clchan * -->
<!-- * Project: ivtcc * -->
<!-- *****-->
<HTML>
  <HEAD>
    <TITLE>
      $(ivtcc_page_title)
    </TITLE>
  </HEAD>
  <BODY TEXT="000000">
    <FORM METHOD="POST" ACTION="ivtcc_OutHTML">
      <CENTER>
        <TABLE BORDER="5" CELLPADDING="10">
          <TR><TD COLSPAN=2 ALIGN="CENTER" VALIGN="CENTER">
            <STRONG>
              $(ivtcc_input_prompt)
            </STRONG>
            <BR>
            <TR>
              <TD>
                <STRONG>CMD</STRONG>
              </TD>
              <TD>
                <INPUT TYPE="TEXT" NAME="CMD" SIZE=8 MAXLENGTH=8 VALUE="">
              </TD>
            </TR>
            <TR>
              <TD>
                <STRONG>NAME1</STRONG>
              </TD>
              <TD>
                <INPUT TYPE="TEXT" NAME="NAME1" SIZE=10 MAXLENGTH=10 VALUE="">
              </TD>
            </TR>
            <TR>
              <TD>
                <STRONG>NAME2</STRONG>
              </TD>
              <TD>
                <INPUT TYPE="TEXT" NAME="NAME2" SIZE=10 MAXLENGTH=10 VALUE="">
              </TD>
            </TR>
          </TABLE>
        </CENTER>
      </BODY>

```

```

<TD>
<STRONG>EXT_ <TD>
<INPUT TYPE="TEXT" NAME="EXT_" SIZE=10 MAXLENGTH=10 VALUE="">
</TD>
</TR>
<TR>
<TD>
<STRONG>ZIP</STRONG>
</TD>
<TD>
<INPUT TYPE="TEXT" NAME="ZIP" SIZE=7 MAXLENGTH=7 VALUE="">
</TD>
</TR>
<TR>
<TD COLSPAN=2 ALIGN="CENTER" VALIGN="CENTER">
<INPUT TYPE="SUBMIT" VALUE="SUBMIT">
<INPUT TYPE="RESET" VALUE="RESET">
</TD>
</TR>
</TABLE>
</CENTER>
<INPUT TYPE="HIDDEN" NAME="RUName" VALUE="HWSINIT">
<INPUT TYPE="HIDDEN" NAME="LPageName" VALUE="HWSLPG01">
<INPUT TYPE="HIDDEN" NAME="ConvID" VALUE="HWSINIT">
<INPUT TYPE="HIDDEN" NAME="DateTime" VALUE="HWSINIT">
<INPUT TYPE="HIDDEN" NAME="Millisecs" VALUE="HWSINIT">
<INPUT TYPE="HIDDEN" NAME="HWSTERM" VALUE="HWSCONT">
</FORM>
<P>
<CENTER>
<IMG SRC="yourlogo.gif" ALIGN="CENTER" HSPACE="5"
ALT=$(ivtcc_alt_message) BORDER=0>
</CENTER>
</BODY>
</HTML>
%}
%FUNCTION (HWS_LE) ivtcc (
IN parm_CMD,
IN parm_NAME1,
IN parm_NAME2,
IN parm_EXT_,
IN parm_ZIP,
IN parm_RUName,
IN parm_LPageName,
IN parm_ConvID,
IN parm_DateTime,
IN parm_Millisecs,
IN parm_HWSTERM,
IN parm_MAXCOLS,
IN parm_TRANPGM,
IN parm_HWSVRM,
INOUT parm_results ) {
%REPORT (ivtcc_RESULTS) {
%ROW {
%IF ($(V_LPageName) == "HWSErrOut")
<CENTER>
<TABLE BORDER=5 CELLPADDING=10>
<BR>
<TR><TD><STRONG>Return Code</STRONG><TD>$(V_MFLD001Value)
<TR><TD><STRONG>Message</STRONG><TD>$(V_MFLD002Value)
<TR><TD><STRONG>Diagnostic Information</STRONG><TD>$(V_MFLD003Value)
<BR>
</TABLE>
</CENTER>
%ELIF ($(V_LPageName) == "IVTCC&HWSLPG00" && $(V_ConvIDValue) == "HWSEXIT")
<CENTER>
<TABLE BORDER=5 CELLPADDING=10>

```

```

<TR>
<TD COLSPAN=2 ALIGN=\\"LEFT\\" VALIGN=\\"CENTER\\">
<H2>$(ivtcc_output_heading)</H2>
</TD>
<TR><TD><STRONG>MSG</STRONG><TD>$(V_MFLD001Value)
<TR><TD><STRONG>CMD</STRONG><TD>$(V_MFLD002Value)
<TR><TD><STRONG>NAME1</STRONG><TD>$(V_MFLD003Value)
<TR><TD><STRONG>NAME2</STRONG><TD>$(V_MFLD004Value)
<TR><TD><STRONG>EXT_</STRONG><TD>$(V_MFLD005Value)
<TR><TD><STRONG>ZIP</STRONG><TD>$(V_MFLD006Value)
<TR><TD><STRONG>SEGNO</STRONG><TD>$(V_MFLD007Value)
<TR><TD><STRONG>SDATE</STRONG><TD>$(V_MFLD008Value)
</TABLE>
</CENTER>
%ELIF ($(V_LPageName) == "IVTCC&HWSLPG00" && $(V_ConvIDValue) != "HWSEXIT")
<FORM METHOD="POST" ACTION="ivtcc_OutHTML">
<CENTER>
<TABLE BORDER=5 CELLPADDING=10>
<TR>
<TD COLSPAN=2 ALIGN=\\"LEFT\\" VALIGN=\\"CENTER\\">
<H2>$(ivtcc_output_heading)</H2>
</TD>
<TR><TD><STRONG>MSG</STRONG><TD>$(V_MFLD001Value)
<TR><TD><STRONG>CMD</STRONG><TD><INPUT TYPE="TEXT" NAME="CMD"
SIZE=8 MAXLENGTH=8 VALUE="$(V_MFLD002Value)">
<TR><TD><STRONG>NAME1</STRONG><TD><INPUT TYPE="TEXT" NAME="NAME1"
SIZE=10 MAXLENGTH=10 VALUE="$(V_MFLD003Value)">
<TR><TD><STRONG>NAME2</STRONG><TD><INPUT TYPE="TEXT" NAME="NAME2"
SIZE=10 MAXLENGTH=10 VALUE="$(V_MFLD004Value)">
<TR><TD><STRONG>EXT_</STRONG><TD><INPUT TYPE="TEXT" NAME="EXT_"
SIZE=10 MAXLENGTH=10 VALUE="$(V_MFLD005Value)">
<TR><TD><STRONG>ZIP</STRONG><TD><INPUT TYPE="TEXT" NAME="ZIP"
SIZE=7 MAXLENGTH=7 VALUE="$(V_MFLD006Value)">
<TR><TD><STRONG>SEGNO</STRONG><TD>$(V_MFLD007Value)
<TR><TD><STRONG>SDATE</STRONG><TD>$(V_MFLD008Value)
<TR>
<TD COLSPAN=2 ALIGN="CENTER" VALIGN="CENTER">
<INPUT TYPE="SUBMIT" VALUE="SUBMIT">
<INPUT TYPE="RESET" VALUE="RESET">
</TD>
</TABLE>
</CENTER>
<INPUT TYPE="HIDDEN" NAME="RUName" VALUE="$(V_RUNameValue)">
<INPUT TYPE="HIDDEN" NAME="LPageName" VALUE="$(V_LPageNameValue)">
<INPUT TYPE="HIDDEN" NAME="ConvID" VALUE="$(V_ConvIDValue)">
<INPUT TYPE="HIDDEN" NAME="DateTime" VALUE="$(V_DateTimeValue)">
<INPUT TYPE="HIDDEN" NAME="Millisecs" VALUE="$(V_MillisecsValue)">
<INPUT TYPE="HIDDEN" NAME="HWSTERM" VALUE="HWSCONT">
<INPUT TYPE="HIDDEN" NAME="HWSHOST" VALUE="$(V_HWSHOSTValue)">
<INPUT TYPE="HIDDEN" NAME="HWSPORT" VALUE="$(V_HWSPORTValue)">
<INPUT TYPE="HIDDEN" NAME="HWSIMS" VALUE="$(V_HWSIMSValue)">
<INPUT TYPE="HIDDEN" NAME="HWSUSER" VALUE="$(V_HWSUSERValue)">
<INPUT TYPE="HIDDEN" NAME="HWSGROUP" VALUE="$(V_HWSGROUPValue)">
</FORM>
<FORM METHOD="POST" ACTION="ivtcc_OutHTML">
<CENTER>
<TABLE BORDER=5 CELLPADDING=10>
<INPUT TYPE="HIDDEN" NAME="MSG" VALUE=" ">
<INPUT TYPE="HIDDEN" NAME="CMD" VALUE=" ">
<INPUT TYPE="HIDDEN" NAME="NAME1" VALUE=" ">
<INPUT TYPE="HIDDEN" NAME="NAME2" VALUE=" ">
<INPUT TYPE="HIDDEN" NAME="EXT_" VALUE=" ">
<INPUT TYPE="HIDDEN" NAME="ZIP" VALUE=" ">
<INPUT TYPE="HIDDEN" NAME="SEGNO" VALUE=" ">
<INPUT TYPE="HIDDEN" NAME="SDATE" VALUE=" ">
<TR>
<TD COLSPAN=2 ALIGN="CENTER" VALIGN="CENTER">

```

```

<INPUT TYPE="SUBMIT" VALUE="TERMINATE">
</TD>
</TABLE>
</CENTER>
<INPUT TYPE="HIDDEN" NAME="RUName" VALUE="$(V_RUNameValue)">
<INPUT TYPE="HIDDEN" NAME="LPageName" VALUE="$(V_LPageNameValue)">
<INPUT TYPE="HIDDEN" NAME="ConvID" VALUE="$(V_ConvIDValue)">
<INPUT TYPE="HIDDEN" NAME="DateTime" VALUE="$(V_DateTimeValue)">
<INPUT TYPE="HIDDEN" NAME="Millisecs" VALUE="$(V_MillisecsValue)">
<INPUT TYPE="HIDDEN" NAME="HWSTERM" VALUE="HWSTERM">
<INPUT TYPE="HIDDEN" NAME="HWSHOST" VALUE="$(V_HWSHOSTValue)">
<INPUT TYPE="HIDDEN" NAME="HWSPORT" VALUE="$(V_HWSPORTValue)">
<INPUT TYPE="HIDDEN" NAME="HWSIMS" VALUE="$(V_HWSIMSValue)">
<INPUT TYPE="HIDDEN" NAME="HWSUSER" VALUE="$(V_HWSUSERValue)">
<INPUT TYPE="HIDDEN" NAME="HWSGROUP" VALUE="$(V_HWSGROUPValue)">
</FORM>
%ELIF ($(V_LPageName) == "IVTCCM02&HWSLPG02" && $(V_ConvIDValue)
== "HWSEXIT")
<CENTER>
<TABLE BORDER=5 CELLPADDING=10>
<TR>
<TD COLSPAN=2 ALIGN=\ "LEFT\ " VALIGN=\ "CENTER\ ">
<H2>$(ivtcc_output_heading</H2>
</TD>
<TR><TD><STRONG>MSG</STRONG><TD>$(V_MFLD001Value)
<TR><TD><STRONG>CMD</STRONG><TD>$(V_MFLD002Value)
<TR><TD><STRONG>NAME1</STRONG><TD>$(V_MFLD003Value)
<TR><TD><STRONG>NAME2</STRONG><TD>$(V_MFLD004Value)
<TR><TD><STRONG>EXT_</STRONG><TD>$(V_MFLD005Value)
<TR><TD><STRONG>ZIP</STRONG><TD>$(V_MFLD006Value)
<TR><TD><STRONG>SEGNO</STRONG><TD>$(V_MFLD007Value)
<TR><TD><STRONG>SDATE</STRONG><TD>$(V_MFLD008Value)
</TABLE>
</CENTER>
%ELIF ($(V_LPageName) == "IVTCCM02&HWSLPG02" &&
$(V_ConvIDValue) != "HWSEXIT")
<FORM METHOD="POST" ACTION="ivtcc_OutHTML">
<CENTER>
<TABLE BORDER=5 CELLPADDING=10>
<TR>
<TD COLSPAN=2 ALIGN=\ "LEFT\ " VALIGN=\ "CENTER\ ">
<H2>$(ivtcc_output_heading</H2>
</TD>
<TR><TD><STRONG>MSG</STRONG><TD>$(V_MFLD001Value)
<TR><TD><STRONG>CMD</STRONG><TD><INPUT TYPE="TEXT" NAME="CMD"
SIZE=8 MAXLENGTH=8 VALUE="$(V_MFLD002Value)">
<TR><TD><STRONG>NAME1</STRONG><TD><INPUT TYPE="TEXT" NAME="NAME1"
SIZE=10 MAXLENGTH=10 VALUE="$(V_MFLD003Value)">
<TR><TD><STRONG>NAME2</STRONG><TD><INPUT TYPE="TEXT" NAME="NAME2"
SIZE=10 MAXLENGTH=10 VALUE="$(V_MFLD004Value)">
<TR><TD><STRONG>EXT_</STRONG><TD><INPUT TYPE="TEXT" NAME="EXT_"
SIZE=10 MAXLENGTH=10 VALUE="$(V_MFLD005Value)">
<TR><TD><STRONG>ZIP</STRONG><TD><INPUT TYPE="TEXT" NAME="ZIP"
SIZE=7 MAXLENGTH=7 VALUE="$(V_MFLD006Value)">
<TR><TD><STRONG>SEGNO</STRONG><TD>$(V_MFLD007Value)
<TR><TD><STRONG>SDATE</STRONG><TD>$(V_MFLD008Value)
<TR>
<TD COLSPAN=2 ALIGN="CENTER" VALIGN="CENTER">
<INPUT TYPE="SUBMIT" VALUE="SUBMIT">
<INPUT TYPE="RESET" VALUE="RESET">
</TD>
</TABLE>
</CENTER>
<INPUT TYPE="HIDDEN" NAME="RUName" VALUE="$(V_RUNameValue)">
<INPUT TYPE="HIDDEN" NAME="LPageName" VALUE="$(V_LPageNameValue)">
<INPUT TYPE="HIDDEN" NAME="ConvID" VALUE="$(V_ConvIDValue)">
<INPUT TYPE="HIDDEN" NAME="DateTime" VALUE="$(V_DateTimeValue)">

```



```

<INPUT TYPE="HIDDEN" NAME="Millisecs" VALUE="$(V_MillisecsValue)">
<INPUT TYPE="HIDDEN" NAME="HWSTERM" VALUE="HWSCONT">
<INPUT TYPE="HIDDEN" NAME="HWSHOST" VALUE="$(V_HWSHOSTValue)">
<INPUT TYPE="HIDDEN" NAME="HWSPORT" VALUE="$(V_HWSPORTValue)">
<INPUT TYPE="HIDDEN" NAME="HWSIMS" VALUE="$(V_HWSIMSValue)">
<INPUT TYPE="HIDDEN" NAME="HWSUSER" VALUE="$(V_HWSUSERValue)">
<INPUT TYPE="HIDDEN" NAME="HWSGROUP" VALUE="$(V_HWSGROUPValue)">
</FORM>
<FORM METHOD="POST" ACTION="ivtcc_OutHTML">
<CENTER>
<TABLE BORDER=5 CELLPADDING=10>
<INPUT TYPE="HIDDEN" NAME="MSG" VALUE=" ">
<INPUT TYPE="HIDDEN" NAME="CMD" VALUE=" ">
<INPUT TYPE="HIDDEN" NAME="NAME1" VALUE=" ">
<INPUT TYPE="HIDDEN" NAME="NAME2" VALUE=" ">
<INPUT TYPE="HIDDEN" NAME="EXT" VALUE=" ">
<INPUT TYPE="HIDDEN" NAME="ZIP" VALUE=" ">
<INPUT TYPE="HIDDEN" NAME="SEGNO" VALUE=" ">
<INPUT TYPE="HIDDEN" NAME="SDATE" VALUE=" ">
<TR>
<TD COLSPAN=2 ALIGN="CENTER" VALIGN="CENTER">
<INPUT TYPE="SUBMIT" VALUE="TERMINATE">
</TD>
</TR>
</TABLE>
</CENTER>
<INPUT TYPE="HIDDEN" NAME="RUName" VALUE="$(V_RUNameValue)">
<INPUT TYPE="HIDDEN" NAME="LPageName" VALUE="$(V_LPageNameValue)">
<INPUT TYPE="HIDDEN" NAME="ConvID" VALUE="$(V_ConvIDValue)">
<INPUT TYPE="HIDDEN" NAME="DateTime" VALUE="$(V_DateTimeValue)">
<INPUT TYPE="HIDDEN" NAME="Millisecs" VALUE="$(V_MillisecsValue)">
<INPUT TYPE="HIDDEN" NAME="HWSTERM" VALUE="HWSTERM">
<INPUT TYPE="HIDDEN" NAME="HWSHOST" VALUE="$(V_HWSHOSTValue)">
<INPUT TYPE="HIDDEN" NAME="HWSPORT" VALUE="$(V_HWSPORTValue)">
<INPUT TYPE="HIDDEN" NAME="HWSIMS" VALUE="$(V_HWSIMSValue)">
<INPUT TYPE="HIDDEN" NAME="HWSUSER" VALUE="$(V_HWSUSERValue)">
<INPUT TYPE="HIDDEN" NAME="HWSGROUP" VALUE="$(V_HWSGROUPValue)">
</FORM>
%ELIF ($(V_LPageName) == "DFSM01&HWSM01")
<CENTER>
<TABLE BORDER=5 CELLPADDING=10>
<BR>
<TR><TD><STRONG>OUTLINE</STRONG><TD>$(V_MFLD001Value)
<BR>
</TABLE>
</CENTER>
%ELIF ($(V_LPageName) == "DFSM02&HWSM02")
<CENTER>
<TABLE BORDER=5 CELLPADDING=10>
<BR>
<TR><TD><STRONG>OUTL01</STRONG><TD>$(V_MFLD001Value)
<TR><TD><STRONG>OUTL02</STRONG><TD>$(V_MFLD002Value)
<TR><TD><STRONG>OUTL03</STRONG><TD>$(V_MFLD003Value)
<TR><TD><STRONG>OUTL04</STRONG><TD>$(V_MFLD004Value)
<TR><TD><STRONG>OUTL05</STRONG><TD>$(V_MFLD005Value)
<TR><TD><STRONG>OUTL06</STRONG><TD>$(V_MFLD006Value)
<TR><TD><STRONG>OUTL07</STRONG><TD>$(V_MFLD007Value)
<TR><TD><STRONG>OUTL08</STRONG><TD>$(V_MFLD008Value)
<TR><TD><STRONG>OUTL09</STRONG><TD>$(V_MFLD009Value)
<TR><TD><STRONG>OUTL10</STRONG><TD>$(V_MFLD010Value)
<TR><TD><STRONG>OUTL11</STRONG><TD>$(V_MFLD011Value)
<TR><TD><STRONG>OUTL12</STRONG><TD>$(V_MFLD012Value)
<TR><TD><STRONG>OUTL13</STRONG><TD>$(V_MFLD013Value)
<TR><TD><STRONG>OUTL14</STRONG><TD>$(V_MFLD014Value)
<TR><TD><STRONG>OUTL15</STRONG><TD>$(V_MFLD015Value)
<TR><TD><STRONG>OUTL16</STRONG><TD>$(V_MFLD016Value)
<TR><TD><STRONG>OUTL17</STRONG><TD>$(V_MFLD017Value)
<TR><TD><STRONG>OUTL18</STRONG><TD>$(V_MFLD018Value)

```



```

<TR><TD><STRONG>OUTL17</STRONG><TD>$(V_MFLD017Value)
<TR><TD><STRONG>OUTL18</STRONG><TD>$(V_MFLD018Value)
<TR><TD><STRONG>OUTL19</STRONG><TD>$(V_MFLD019Value)
<TR><TD><STRONG>OUTL20</STRONG><TD>$(V_MFLD020Value)
<TR><TD><STRONG>OUTL21</STRONG><TD>$(V_MFLD021Value)
<TR><TD><STRONG>OUTL22</STRONG><TD>$(V_MFLD022Value)
<BR>
</TABLE>
</CENTER>
%ELIF ($(V_LPageName) == "DFSDSP01&HWSDSP01")
<CENTER>
<TABLE BORDER=5 CELLPADDING=10>
<BR>
<TR><TD><STRONG>OUTL01</STRONG><TD>$(V_MFLD001Value)
<TR><TD><STRONG>OUTL02</STRONG><TD>$(V_MFLD002Value)
<TR><TD><STRONG>OUTL03</STRONG><TD>$(V_MFLD003Value)
<TR><TD><STRONG>OUTL04</STRONG><TD>$(V_MFLD004Value)
<TR><TD><STRONG>OUTL05</STRONG><TD>$(V_MFLD005Value)
<TR><TD><STRONG>OUTL06</STRONG><TD>$(V_MFLD006Value)
<TR><TD><STRONG>OUTL07</STRONG><TD>$(V_MFLD007Value)
<TR><TD><STRONG>OUTL08</STRONG><TD>$(V_MFLD008Value)
<TR><TD><STRONG>OUTL09</STRONG><TD>$(V_MFLD009Value)
<TR><TD><STRONG>OUTL10</STRONG><TD>$(V_MFLD010Value)
<TR><TD><STRONG>OUTL11</STRONG><TD>$(V_MFLD011Value)
<TR><TD><STRONG>OUTL12</STRONG><TD>$(V_MFLD012Value)
<TR><TD><STRONG>OUTL13</STRONG><TD>$(V_MFLD013Value)
<TR><TD><STRONG>OUTL14</STRONG><TD>$(V_MFLD014Value)
<TR><TD><STRONG>OUTL15</STRONG><TD>$(V_MFLD015Value)
<TR><TD><STRONG>OUTL16</STRONG><TD>$(V_MFLD016Value)
<TR><TD><STRONG>OUTL17</STRONG><TD>$(V_MFLD017Value)
<TR><TD><STRONG>OUTL18</STRONG><TD>$(V_MFLD018Value)
<TR><TD><STRONG>OUTL19</STRONG><TD>$(V_MFLD019Value)
<TR><TD><STRONG>OUTL20</STRONG><TD>$(V_MFLD020Value)
<TR><TD><STRONG>OUTL21</STRONG><TD>$(V_MFLD021Value)
<TR><TD><STRONG>OUTL22</STRONG><TD>$(V_MFLD022Value)
<BR>
</TABLE>
</CENTER>
%ENDIF
%}
%}
%MESSAGE {
    9000      : "Unable to load IMS Web transaction program DTWivtcc"
: exit
    9001      : "Unable to locate doTran_entry point in IMS Web transaction
program DTWivtcc" : exit
+default    : {
                <P>Internal error $(RETURN_CODE) in the IMS Web Language
Environment.
                <P>Contact your IBM service representative.
            } : exit
%}
%}
%HTML (ivtcc_OutHTML) {
<!-- *****-->
<!-- *
<!-- * (c) Copyright IBM Corp. 1998
<!-- * All Rights Reserved
<!-- * Licensed Materials - Property of IBM
<!-- *
<!-- * DISCLAIMER OF WARRANTIES.
<!-- *
<!-- * The following [enclosed] code is generated by a software product
<!-- * of IBM Corporation.
<!-- * This generated code is provided to you solely for the purpose of
<!-- * assisting you in the development of your applications.
<!-- * The code is provided "AS IS." IBM MAKES NO WARRANTIES, EXPRESS

```

```

<!-- * OR IMPLIED, INCLUDING BUT NOT LIMITED TO THE IMPLIED WARRANTIES *-->
<!-- * OF NONINFRINGEMENT, MERCHANTABILITY AND FITNESS FOR A PARTICULAR *-->
<!-- * PURPOSE, REGARDING THE FUNCTION OR PERFORMANCE OF THIS CODE. *-->
<!-- * IBM shall not be liable for any damages arising out of your use *-->
<!-- * of the generated code, even if it has been advised of the *-->
<!-- * possibility of such damages. *-->
<!-- * *-->
<!-- * DISTRIBUTION. *-->
<!-- * *-->
<!-- * This generated code can be freely distributed, copied, altered, *-->
<!-- * and incorporated into other software, provided that: *-->
<!-- * - It bears the above Copyright notice and DISCLAIMER intact *-->
<!-- * - The software is not offered for resale *-->
<!-- * *-->
<!-- *****-->
<!-- *****-->
<!-- * Generated by IMS Web Studio 2.1.2 1998.253 14:5:46 * -->
<!-- * Userid: Clchan * -->
<!-- * Project: ivtcc * -->
<!-- *****-->
<html>
<head>
<title>$(ivtcc_page_title)</title>
</head>
<BODY TEXT="000000">
@ivtcc(
    CMD,
    NAME1,
    NAME2,
    EXT_,
    ZIP,
    RUName,
    LPageName,
    ConvID,
    DateTime,
    Millisecs,
    HWSTERM,
    "9",
    "DTWivtcc",
    ivtcc_HWSVRM,
    ivtcc_RESULTS )
<p>
</BODY>
</HTML>
%}

```

DTWivtcc.cpp, generated transaction program

```

/*****/
/*
/* (c) Copyright IBM Corp. 1998
/* All Rights Reserved
/* Licensed Materials - Property of IBM
/*
/*
/* DISCLAIMER OF WARRANTIES.
/*
/* The following [enclosed] code is generated by a software product
/* of IBM Corporation.
/* This generated code is provided to you solely for the purpose of
/* assisting you in the development of your applications.
/* The code is provided "AS IS." IBM MAKES NO WARRANTIES, EXPRESS
/* OR IMPLIED, INCLUDING BUT NOT LIMITED TO THE IMPLIED WARRANTIES
/* OF NONINFRINGEMENT, MERCHANTABILITY AND FITNESS FOR A PARTICULAR
/* PURPOSE, REGARDING THE FUNCTION OR PERFORMANCE OF THIS CODE.
/* IBM shall not be liable for any damages arising out of your use
/* of the generated code, even if it has been advised of the
/* possibility of such damages.
*/

```

```

/*                                                                    */
/* DISTRIBUTION.                                                       */
/*                                                                    */
/* This generated code can be freely distributed, copied, altered,    */
/* and incorporated into other software, provided that:              */
/* - It bears the above Copyright notice and DISCLAIMER intact       */
/* - The software is not offered for resale                           */
/*                                                                    */
/*****/

/*****/
/* Generated by IMS Web Studio 2.1.2 1998.239 13:49:36 */
/* Userid: Clchan */
/* Project: ivtcc */
/*****/

#include <stdio.h>
#include <string.h>
#include <stdlib.h>
#include "hwsutil.hpp"
#include "hwsdlist.hpp"
#include "hwslnode.hpp"
#include "hwsdtw.h"
#include "HWSLPG01.hpp"
#include "HWSLPG03.hpp"
#include "HWSLPG00.hpp"
#include "HWSLPG02.hpp"

/*****/
/*                                                                    */
/* IMS Web generated transaction DLL source code.                      */
/*                                                                    */
/* INPUT : HWSdList of parameter values representing                 */
/*         HTML form input from Net.Data LEI.                       */
/* OUTPUT: HWSdList of logical pages output by the                  */
/*         transaction to Net.Data LEI.                             */
/*                                                                    */
/* This routine :                                                    */
/*                                                                    */
/* - uses the nodes of the input HWSdList object to                 */
/*   set the attributes of the transaction input                    */
/*   object.                                                         */
/* - invokes the transaction by calling the execute                 */
/*   method of the transaction input class,                         */
/* - and generates the output HTML from the output of              */
/*   the IMS transaction by using the transaction                    */
/*   output class.                                                  */
/*                                                                    */
/*****/

/*****/
/* doTran entry point.                                              */
/*****/

HWSdList * doTran( HWSdList *parmList )
{
char    ruName[9];
HWSUtil *util    = NULL;
HWSLNode *aParm  = NULL;
HWSdList *LPageList = NULL;
HWSdList *allPages = NULL;
HWSLNode *aNode  = NULL;
HWSLNode *newNode = NULL;
char    *clName  = NULL;
char    *lpageName = NULL;
char    errCode[40];
HWSTranIn *tranObj = NULL;

```

```

HWSTranOut *pLpg = NULL;
HWSTranOut *qLpg = NULL;

util = new HWSUtil;
aParm = parmList->findNamed("parm_LPageName");
if( aParm->data ) {
    lpageName = (char *)aParm->data;
} /* end if */
if (lpageName == NULL) {
    memset( errCode, 0, sizeof( errCode ) );
    util->itoa( HWS_NULL_TRANOUT_OBJ, errCode, 10 );
    LPageList = new HWSList( "DTW_Error" );
    newNode = new HWSLNode( "DTW_Error", strlen( errCode ), errCode );
    LPageList->addNode( newNode );
    allLPages = LPageList;
    return allLPages;
} else if (!strcmp(lpageName,"HWSLPG01")) {
    tranObj = new HWSLPG01In();
} else if (!strcmp(lpageName,"HWSLPG03")) {
    tranObj = new HWSLPG03In();
}
aParm = NULL;

/*****
/* Setting up the transaction input object. */
*****/
/* Set the RACF userid. */
tranObj->setUser("GOFISHIN");
/* Set the RACF groupname. */
tranObj->setGroup("SALMON");
/* Set the hostname for TCP/IP OTMA Connection. */
tranObj->setHost("CSDMEC13");
/* Set the port address for TCP/IP OTMA Connection. */
tranObj->setPort("9999");
/* Set the Datastore id. */
tranObj->setIMS("SOCKEYE");
/* Set the requester unique name which is used as LTERM name. */
tranObj->setRUname(util->getRUname(ruName));

/*****
/* Set the input attributes of tranObj from the nodes of
/* the input parameter list.
*/
*/
/* Note: In the case of parmList, data is a null
/* terminated string. length does not include the
/* null.
*/
*/
/* If parameter is null string, set method sets
/* attribute to null.
*/
*****/
for( aParm = parmList->removeFirst();
    aParm != NULL;
    aParm = parmList->removeFirst() ) {
    if (!strcmp(lpageName,"HWSLPG01")) {
        if (!strcmp( aParm->name, "parm_CMD" ) ) {
            if( aParm->data ) {
                tranObj->setAttr("HWSMF009", (char *)aParm->data );
            } /* end if */
        } /* end if */
    }

    if( !strcmp( aParm->name, "parm_NAME1" ) ) {
        if( aParm->data ) {
            tranObj->setAttr("HWSMF00A", (char *)aParm->data );
        } /* end if */
    } /* end if */
}

```

```

if( !strcmp( aParm->name, "parm_NAME2" ) ) {
if( aParm->data ) {
tranObj->setAttr("HWSMF00B", (char *)aParm->data );
} /* end if */
} /* end if */

if( !strcmp( aParm->name, "parm_EXT_" ) ) {
if( aParm->data ) {
tranObj->setAttr("HWSMF00C", (char *)aParm->data );
} /* end if */
} /* end if */

if( !strcmp( aParm->name, "parm_ZIP" ) ) {
if( aParm->data ) {
tranObj->setAttr("HWSMF00D", (char *)aParm->data );
} /* end if */
} /* end if */

} /* end if */
if( !strcmp( lpageName, "HWSLPG03" ) ) {
if( !strcmp( aParm->name, "parm_CMD" ) ) {
if( aParm->data ) {
tranObj->setAttr("HWSMF00N", (char *)aParm->data );
} /* end if */
} /* end if */

if( !strcmp( aParm->name, "parm_NAME1" ) ) {
if( aParm->data ) {
tranObj->setAttr("HWSMF00O", (char *)aParm->data );
} /* end if */
} /* end if */

if( !strcmp( aParm->name, "parm_NAME2" ) ) {
if( aParm->data ) {
tranObj->setAttr("HWSMF00P", (char *)aParm->data );
} /* end if */
} /* end if */

if( !strcmp( aParm->name, "parm_EXT_" ) ) {
if( aParm->data ) {
tranObj->setAttr("HWSMF00Q", (char *)aParm->data );
} /* end if */
} /* end if */

if( !strcmp( aParm->name, "parm_ZIP" ) ) {
if( aParm->data ) {
tranObj->setAttr("HWSMF00R", (char *)aParm->data );
} /* end if */
} /* end if */

} /* end if */
if( !strcmp( aParm->name, "parm_RUName" ) ) {
if( aParm->data && strcmp( (char *)aParm->data, "HWSINIT" ) ) {
tranObj->setRUName( (char *)aParm->data );
} /* end if */
} /* end if */

if( !strcmp( aParm->name, "parm_LPageName" ) ) {
if( aParm->data ) {
tranObj->setInLPageName( (char *)aParm->data );
} /* end if */
} /* end if */

if( !strcmp( aParm->name, "parm_ConvID" ) ) {
if( aParm->data ) {
tranObj->setConvIDFN( (char *)aParm->data );
} /* end if */
}

```

```

} /* end if */

if( !strcmp( aParm->name, "parm_DateTime" ) ) {
if( aParm->data ) {
tranObj->setDateTime( (char *)aParm->data );
} /* end if */
} /* end if */

if( !strcmp( aParm->name, "parm_Millisecs" ) ) {
if( aParm->data ) {
tranObj->setMillisecs( (char *)aParm->data );
} /* end if */
} /* end if */

if( !strcmp( aParm->name, "parm_HWSTERM" ) ) {
if( aParm->data ) {
tranObj->setHwsTerm( (char *)aParm->data );
} /* end if */
} /* end if */

} /* end for */
/*****
/* Calling the execute method to send the request to host. */
*****/
pLpg = tranObj->execute();

/*****
/* Processing output from host. */
*****/
if (!pLpg) {
memset( errCode, 0, sizeof( errCode ) );
util->itoa( HWS_NULL_TRANOUT_OBJ, errCode, 10 );
LPageList = new HWSList( "DTW_Error" );
newNode = new HWSNode( "DTW_Error", strlen( errCode ), errCode );
LPageList->addNode( newNode );
allLPages = LPageList;
} else {
while (pLpg) {
/*****
/* Build an HWSList object for each transaction */
/* output object (lpage). */
/* */
/* The nodes of the HWSList object correspond to the */
/* displayable attributes of the output transaction */
/* object. The excluded attributes are those */
/* containing */
/* */
/* - 3270 or extended attribute data */
/* - SCA data */
/* - attributes with no DFLD association */
/* (filler attributes) */
*****/

switch( pLpg->getClassType() ) {
case HWS_USER:
c1Name = pLpg->getClassName();
if( !strcmp( c1Name, "HWSLPG00Out" ) ) {
LPageList = new HWSList( "IVTCC&HWSLPG00" );
}
if( !strcmp( c1Name, "HWSLPG02Out" ) ) {
LPageList = new HWSList( "IVTCCM02&HWSLPG02" );
}
/*****
/* Add HWSNode objects for displayable fields. */
*****/
if( LPageList ) {
aNode = pLpg->genDisplayList();

```



```

while( aNode ) {
newNode = new HWSLNode( aNode->name,
                        aNode->length,
                        aNode->data );

LPageList->addNode( newNode );
aNode = aNode->next;
} /* end while */
} /* end if */
break;
case HWS_ERRROUT:
LPageList = new HWSList( "HWSErrOut" );
/*****
/* Add HWSLNode objects for displayable fields.      */
/* (OK to use genList because all fields in HWSErrOut */
/* are displayable fields).                          */
*****/
if( LPageList ) {
aNode = pLpg->genList();
while( aNode ) {
newNode = new HWSLNode( aNode->name,
                        aNode->length,
                        aNode->data );

LPageList->addNode( newNode );
aNode = aNode->next;
} /* end while */
} /* end if */
break;
case HWS_M01:
LPageList = new HWSList( "DFSM01&HWSM01" );
/*****
/* Add HWSLNode objects for displayable fields.      */
/* (OK to use genList because all fields in HWSM01  */
/* are displayable fields).                          */
*****/
if( LPageList ) {
aNode = pLpg->genList();
while( aNode ) {
newNode = new HWSLNode( aNode->name,
                        aNode->length,
                        aNode->data );

LPageList->addNode( newNode );
aNode = aNode->next;
} /* end while */
} /* end if */
break;
case HWS_M02:
LPageList = new HWSList( "DFSM02&HWSM02" );
/*****
/* Add HWSLNode objects for displayable fields.      */
/* (OK to use genList because all fields in HWSM02  */
/* are displayable fields).                          */
*****/
if( LPageList ) {
aNode = pLpg->genList();
while( aNode ) {
newNode = new HWSLNode( aNode->name,
                        aNode->length,
                        aNode->data );

LPageList->addNode( newNode );
aNode = aNode->next;
} /* end while */
} /* end if */
break;
case HWS_M03:
LPageList = new HWSList( "DFSM03&HWSM03" );
/*****
/* Add HWSLNode objects for displayable fields.      */
*****/

```

```

/* (OK to use genList because all fields in HWSM03 */
/* are displayable fields). */
/*****
if( LPageList ) {
aNode = pLpg->genList();
while( aNode ) {
newNode = new HWSLNode( aNode->name,
                        aNode->length,
                        aNode->data );

LPageList->addNode( newNode );
aNode = aNode->next;
} /* end while */
} /* end if */
break;
case HWS_M04:
LPageList = new HWSList( "DFSM04&HWSM04" );
/*****
/* Add HWSLNode objects for displayable fields. */
/* (OK to use genList because all fields in HWSM04 */
/* are displayable fields). */
/*****
if( LPageList ) {
aNode = pLpg->genList();
while( aNode ) {
newNode = new HWSLNode( aNode->name,
                        aNode->length,
                        aNode->data );

LPageList->addNode( newNode );
aNode = aNode->next;
} /* end while */
} /* end if */
break;
case HWS_M05:
LPageList = new HWSList( "DFSM05&HWSM05" );
/*****
/* Add HWSLNode objects for displayable fields. */
/* (OK to use genList because all fields in HWSM05 */
/* are displayable fields). */
/*****
if( LPageList ) {
aNode = pLpg->genList();
while( aNode ) {
newNode = new HWSLNode( aNode->name,
                        aNode->length,
                        aNode->data );

LPageList->addNode( newNode );
aNode = aNode->next;
} /* end while */
} /* end if */
break;
case HWS_DSP01:
LPageList = new HWSList( "DFSDSP01&HWSDSP01" );
/*****
/* Add HWSLNode objects for displayable fields. */
/* (OK to use genList because all fields in HWSDISP01 */
/* are displayable fields). */
/*****
if( LPageList ) {
aNode = pLpg->genList();
while( aNode ) {
newNode = new HWSLNode( aNode->name,
                        aNode->length,
                        aNode->data );

LPageList->addNode( newNode );
aNode = aNode->next;
} /* end while */
} /* end if */

```

```

break;
} /* end switch */

/*****
/* Add HWSLNode objects for displayable fields.      */
*****/
if( !LPageList ) {
memset( errCode, 0, sizeof( errCode ) );
util->itoa( HWS_NULL_TRANOUT_LIST, errCode, 10 );

LPageList = new HWSList( "DTW_Error" );
newNode   = new HWSLNode( "DTW_Error", strlen( errCode ), errCode );

LPageList->addNode( newNode );
allLPages = LPageList;
break;
}

/*****
/* Add newly created lpage list to chain of DLists.  */
*****/
if( allLPages ) {
allLPages->addList( LPageList );
} else {
allLPages = LPageList;
}
qLpg = pLpg;
pLpg = qLpg->getNext();
free(qLpg);

} /* end while */

} /* end if */

return allLPages;

}

```

DTWivtcc.mak, generated make file

```

#####
#
# (c) Copyright IBM Corp. 1998
# All Rights Reserved
# Licensed Materials - Property of IBM
#
# DISCLAIMER OF WARRANTIES.
#
# The following "enclosed" code is generated by a software product
# of IBM Corporation.
# This generated code is provided to you solely for the purpose of
# assisting you in the development of your applications.
# The code is provided "AS IS." IBM MAKES NO WARRANTIES, EXPRESS
# OR IMPLIED, INCLUDING BUT NOT LIMITED TO THE IMPLIED WARRANTIES
# OF NONINFRINGEMENT, MERCHANTABILITY AND FITNESS FOR A PARTICULAR
# PURPOSE, REGARDING THE FUNCTION OR PERFORMANCE OF THIS CODE.
# IBM shall not be liable for any damages arising out of your use
# of the generated code, even if it has been advised of the
# possibility of such damages.
#
# DISTRIBUTION.
#
# This generated code can be freely distributed, copied, altered,
# and incorporated into other software, provided that:
# - It bears the above Copyright notice and DISCLAIMER intact
# - The software is not offered for resale
#

```

```

#####

#####
# Generated by IMS Web Studio 2.1.2 1998.239 13:49:36 #
# Userid: Clchan #
# Project: ivtcc #
#####

#####
# IMS Web Studio Generated NMAKE File #
#####

#####
# This makefile was generated      #
# for NT and MS VC++ compiler.     #
#####

CFG = HWSRe1

!IF "$(CFG)" != "HWSRe1" && "$(CFG)" != "HWSDBG"
!MESSAGE Invalid configuration "$(CFG)" specified.
!MESSAGE You can specify a configuration when running NMAKE on this makefile
!MESSAGE by defining the macro CFG on the command line. For example:
!MESSAGE
!MESSAGE NMAKE -f DTWivtcc.mak CFG=HWSDBG HWSPATH="D:\IMSWeb"
!MESSAGE
!MESSAGE Possible choices for configuration are:
!MESSAGE
!MESSAGE HWSRe1 : build a PRODUCTION version (Default)
!MESSAGE HWSDBG : build a DEBUG version
!MESSAGE
!ERROR An invalid configuration is specified.
!ENDIF

!IF "$(OS)" == "Windows_NT"
null=
!ELSE
null=nul
!ENDIF

!IF "$(HWSPATH)" == ""
!MESSAGE No HWSPATH value is specified.
!MESSAGE
!MESSAGE You must specify the full pathname of the directory where
!MESSAGE the IMS Web Development Component (Studio Tool) is installed.
!MESSAGE For example:
!MESSAGE
!MESSAGE NMAKE -f DTWivtcc.mak HWSPATH="D:\IMSWeb"
!MESSAGE
!ERROR The installation path is missing.
!ENDIF

IDIR= $(HWSPATH)\include
LDIR= $(HWSPATH)\lib\win
!IF "$(CFG)" == "HWSRe1"
CFLAGS= /nologo /MD /W3 /GX /O2 /I$(IDIR) /D "WIN32" /D "NDEBUG" /D "_CONSOLE"
/D "HWSNT4" /YX /c
LFLAGS= /nologo /subsystem:windows /dll /incremental:no /machine:IX86 /def:"DTWivtcc.def"
/implib:"DTWivtcc.lib" /out:".DTWivtcc.dll"
!ENDIF
!IF "$(CFG)" == "HWSDBG"
CFLAGS=/nologo /MDd /W3 /Gm /GX /Zi /Od /I$(IDIR) /D "WIN32" /D "_DEBUG" /D
_CONSOLE" /D "HWSNT4" /YX /c
LFLAGS= /nologo /subsystem:windows /dll /incremental:no /debug /machine:IX86
/def:"DTWivtcc.def" /implib:"DTWivtcc.lib" /out:".DTWivtcc.dll"
!ENDIF

```

```
#####
# Begin Project

ALL : ".\DTWivtcc.d11"

LINK_OBJS= \
"HWSLPG01.obj"\
"HWSLPG03.obj"\
"HWSLPG00.obj"\
"HWSLPG02.obj"\
"DTWivtcc.obj"

LINK=link.exe
COMPILE=cl.exe

LINK_LIBS= \
$(LDIR)\HWSTran.lib $(LDIR)\HWSCom.lib $(LDIR)\HWSUtil.lib $(LDIR)\HWSFMT.lib
$(LDIR)\HWSMFS.lib

.cpp.obj:
$(COMPILE) $(CFLAGS) %s

".\DTWivtcc.d11" : \
$(LINK_OBJS)
$(LINK) @<<
$(LFLAGS)
$(LINK_LIBS)
$(LINK_OBJS)
<<

##### END OF FILE #####
```

DTWivt2.mac

```
%DEFINE {
    ivtcc_HWSVRM           = "212"
    ivtcc_page_title      = "IMS Web Project ivtcc"
    ivtcc_input_prompt    = "Enter the information below"
    ivtcc_output_heading  = "IMS INSTALLATION VERIFICATION PROCEDURE"
    ivtcc_alt_message     = "Another Web Site Powered by IMS Web"
    ivtcc_RESULTS        = %TABLE(ALL)
%}
%HTML (ivtcc_InHTML) {
<!-- *****-->
<!-- *
<!-- * (c) Copyright IBM Corp. 1998
<!-- * All Rights Reserved
<!-- * Licensed Materials - Property of IBM
<!-- *
<!-- * DISCLAIMER OF WARRANTIES.
<!-- *
<!-- * The following [enclosed] code is generated by a software product
<!-- * of IBM Corporation.
<!-- * This generated code is provided to you solely for the purpose of
<!-- * assisting you in the development of your applications.
<!-- * The code is provided "AS IS." IBM MAKES NO WARRANTIES, EXPRESS
<!-- * OR IMPLIED, INCLUDING BUT NOT LIMITED TO THE IMPLIED WARRANTIES
<!-- * OF NONINFRINGEMENT, MERCHANTABILITY AND FITNESS FOR A PARTICULAR
<!-- * PURPOSE, REGARDING THE FUNCTION OR PERFORMANCE OF THIS CODE.
<!-- * IBM shall not be liable for any damages arising out of your use
<!-- * of the generated code, even if it has been advised of the
<!-- * possibility of such damages.
<!-- *
<!-- * DISTRIBUTION.
<!-- *
<!-- * This generated code can be freely distributed, copied, altered,
<!-- * and incorporated into other software, provided that:
-->
```

```

<!-- * - It bears the above Copyright notice and DISCLAIMER intact *-->
<!-- * - The software is not offered for resale *-->
<!-- * *-->
<!-- *****-->
<!-- *****-->
<!-- * Generated by IMS Web Studio 2.1.2 1998.239 13:49:36 * -->
<!-- * Userid: Clchan * -->
<!-- * Project: ivtcc * -->
<!-- *****-->
<HTML>
  <HEAD>
    <TITLE>
      $(ivtcc_page_title)
    </TITLE>
  </HEAD>
  <BODY TEXT="000000">
    <FORM METHOD="POST" ACTION="ivtcc_OutHTML">
      <CENTER>
<h2>IMS INSTALLATION VERIFICATION PROCEDURE</h2>
<hr>
      <TABLE align="left" CELLPADDING="10">
        <TR><TD COLSPAN=2 ALIGN="CENTER" VALIGN="CENTER">
          <STRONG>
            $(ivtcc_input_prompt)
          </STRONG>
          <BR>
        <TR>
          <TD>
            <STRONG>PROCESS CODE</STRONG>
          </TD>
          <TD>
            <INPUT TYPE="TEXT" NAME="CMD" SIZE=8 MAXLENGTH=8 VALUE="">
          </TD>
        </TR>
        <TR>
          <TD>
            <STRONG>LAST NAME</STRONG>
          </TD>
          <TD>
            <INPUT TYPE="TEXT" NAME="NAME1" SIZE=10 MAXLENGTH=10 VALUE="">
          </TD>
        </TR>
        <TR>
          <TD>
            <STRONG>FIRST NAME</STRONG>
          </TD>
          <TD>
            <INPUT TYPE="TEXT" NAME="NAME2" SIZE=10 MAXLENGTH=10 VALUE="">
          </TD>
        </TR>
        <TR>
          <TD>
            <STRONG>EXTENSION NUMBER</STRONG>
          </TD>
          <TD>
            <INPUT TYPE="TEXT" NAME="EXT_" SIZE=10 MAXLENGTH=10 VALUE="">
          </TD>
        </TR>
        <TR>
          <TD>
            <STRONG>INTERNAL ZIP CODE</STRONG>
          </TD>
          <TD>
            <INPUT TYPE="TEXT" NAME="ZIP" SIZE=7 MAXLENGTH=7 VALUE="">
          </TD>
        </TR>
      </TABLE>

```

```

        <TD COLSPAN=2 ALIGN="CENTER" VALIGN="CENTER">
        <INPUT TYPE="SUBMIT" VALUE="SUBMIT">
        <INPUT TYPE="RESET" VALUE="RESET">
    </TD>
</TR>
</TABLE>
</CENTER>
<INPUT TYPE="HIDDEN" NAME="RUName" VALUE="HWSINIT">
<INPUT TYPE="HIDDEN" NAME="LPageName" VALUE="HWSLPG01">
<INPUT TYPE="HIDDEN" NAME="ConvID" VALUE="HWSINIT">
<INPUT TYPE="HIDDEN" NAME="DateTime" VALUE="HWSINIT">
<INPUT TYPE="HIDDEN" NAME="Millisecs" VALUE="HWSINIT">
<INPUT TYPE="HIDDEN" NAME="HWSTERM" VALUE="HWSCONT">
</FORM>
</BODY>
</HTML>
%}
%FUNCTION (HWS_LE) ivtcc (
    IN    parm_CMD,
    IN    parm_NAME1,
    IN    parm_NAME2,
    IN    parm_EXT_,
    IN    parm_ZIP,
    IN    parm_RUName,
    IN    parm_LPageName,
    IN    parm_ConvID,
    IN    parm_DateTime,
    IN    parm_Millisecs,
    IN    parm_HWSTERM,
    IN    parm_MAXCOLS,
    IN    parm_TRANPGM,
    IN    parm_HWSVRM,
    INOUT parm_results ) {
%REPORT (ivtcc_RESULTS) {
    %ROW {
        %IF ($(V_LPageName) == "HWSErrOut")
        <CENTER>
        <TABLE BORDER=5 CELLPADDING=10>
        <BR>
        <TR><TD><STRONG>Return Code</STRONG><TD>$(V_MFLD001Value)
        <TR><TD><STRONG>Message</STRONG><TD>$(V_MFLD002Value)
        <TR><TD><STRONG>Diagnostic Information</STRONG><TD>$(V_MFLD003Value)
        <BR>
        </TABLE>
        </CENTER>
        %ELIF ($(V_LPageName) == "IVTCC&HWSLPG00" &&
$(V_ConvIDValue) == "HWSEXIT")
        <CENTER>
        <TABLE BORDER=5 CELLPADDING=10>
        <TR>
        <TD COLSPAN=2 ALIGN="LEFT" VALIGN="CENTER">
        <H2>$(ivtcc_output_heading)</H2>
        </TD>
        <TR><TD><STRONG>MSG</STRONG><TD>$(V_MFLD001Value)
        <TR><TD><STRONG>CMD</STRONG><TD>$(V_MFLD002Value)
        <TR><TD><STRONG>NAME1</STRONG><TD>$(V_MFLD003Value)
        <TR><TD><STRONG>NAME2</STRONG><TD>$(V_MFLD004Value)
        <TR><TD><STRONG>EXT_</STRONG><TD>$(V_MFLD005Value)
        <TR><TD><STRONG>ZIP</STRONG><TD>$(V_MFLD006Value)
        <TR><TD><STRONG>SEGNO</STRONG><TD>$(V_MFLD007Value)
        <TR><TD><STRONG>SDATE</STRONG><TD>$(V_MFLD008Value)
        </TABLE>
        </CENTER>
        %ELIF ($(V_LPageName) == "IVTCC&HWSLPG00" &&
$(V_ConvIDValue) != "HWSEXIT")
        <FORM METHOD="POST" ACTION="ivtcc_OutHTML">
        <CENTER>

```

```

<TABLE BORDER=5 CELLPADDING=10>
<TR>
<TD COLSPAN=2 ALIGN=\\"LEFT\\" VALIGN=\\"CENTER\\">
<H2>$(ivtcc_output_heading)</H2>
</TD>
<TR><TD><STRONG>MSG</STRONG><TD>$(V_MFLD001Value)
<TR><TD><STRONG>CMD</STRONG><TD><INPUT TYPE="TEXT" NAME="CMD"
SIZE=8 MAXLENGTH=8 VALUE="$(V_MFLD002Value)">
<TR><TD><STRONG>NAME1</STRONG><TD><INPUT TYPE="TEXT" NAME="NAME1"
SIZE=10 MAXLENGTH=10 VALUE="$(V_MFLD003Value)">
<TR><TD><STRONG>NAME2</STRONG><TD><INPUT TYPE="TEXT" NAME="NAME2"
SIZE=10 MAXLENGTH=10 VALUE="$(V_MFLD004Value)">
<TR><TD><STRONG>EXT </STRONG><TD><INPUT TYPE="TEXT" NAME="EXT_"
SIZE=10 MAXLENGTH=10 VALUE="$(V_MFLD005Value)">
<TR><TD><STRONG>ZIP</STRONG><TD><INPUT TYPE="TEXT" NAME="ZIP"
SIZE=7 MAXLENGTH=7 VALUE="$(V_MFLD006Value)">
<TR><TD><STRONG>SEGNO</STRONG><TD>$(V_MFLD007Value)
<TR><TD><STRONG>SDATE</STRONG><TD>$(V_MFLD008Value)
<TR>
<TD COLSPAN=2 ALIGN="CENTER" VALIGN="CENTER">
<INPUT TYPE="SUBMIT" VALUE="SUBMIT">
<INPUT TYPE="RESET" VALUE="RESET">
</TD>
</TABLE>
</CENTER>
<INPUT TYPE="HIDDEN" NAME="RUName" VALUE="$(V_RUNameValue)">
<INPUT TYPE="HIDDEN" NAME="LPageName" VALUE="$(V_LPageNameValue)">
<INPUT TYPE="HIDDEN" NAME="ConvID" VALUE="$(V_ConvIDValue)">
<INPUT TYPE="HIDDEN" NAME="DateTime" VALUE="$(V_DateTimeValue)">
<INPUT TYPE="HIDDEN" NAME="Millisecs" VALUE="$(V_MillisecsValue)">
<INPUT TYPE="HIDDEN" NAME="HWSTERM" VALUE="HWSCONT">
<INPUT TYPE="HIDDEN" NAME="HWSHOST" VALUE="$(V_HWSHOSTValue)">
<INPUT TYPE="HIDDEN" NAME="HWSPORT" VALUE="$(V_HWSPORTValue)">
<INPUT TYPE="HIDDEN" NAME="HWSIMS" VALUE="$(V_HWSIMSValue)">
<INPUT TYPE="HIDDEN" NAME="HWSUSER" VALUE="$(V_HWSUSERValue)">
<INPUT TYPE="HIDDEN" NAME="HWSGROUP" VALUE="$(V_HWSGROUPValue)">
</FORM>
<FORM METHOD="POST" ACTION="ivtcc_OutHTML">
<CENTER>
<TABLE BORDER=5 CELLPADDING=10>
<INPUT TYPE="HIDDEN" NAME="MSG" VALUE=" ">
<INPUT TYPE="HIDDEN" NAME="CMD" VALUE=" ">
<INPUT TYPE="HIDDEN" NAME="NAME1" VALUE=" ">
<INPUT TYPE="HIDDEN" NAME="NAME2" VALUE=" ">
<INPUT TYPE="HIDDEN" NAME="EXT_" VALUE=" ">
<INPUT TYPE="HIDDEN" NAME="ZIP" VALUE=" ">
<INPUT TYPE="HIDDEN" NAME="SEGNO" VALUE=" ">
<INPUT TYPE="HIDDEN" NAME="SDATE" VALUE=" ">
<TR>
<TD COLSPAN=2 ALIGN="CENTER" VALIGN="CENTER">
<INPUT TYPE="SUBMIT" VALUE="TERMINATE">
</TD>
</TABLE>
</CENTER>
<INPUT TYPE="HIDDEN" NAME="RUName" VALUE="$(V_RUNameValue)">
<INPUT TYPE="HIDDEN" NAME="LPageName" VALUE="$(V_LPageNameValue)">
<INPUT TYPE="HIDDEN" NAME="ConvID" VALUE="$(V_ConvIDValue)">
<INPUT TYPE="HIDDEN" NAME="DateTime" VALUE="$(V_DateTimeValue)">
<INPUT TYPE="HIDDEN" NAME="Millisecs" VALUE="$(V_MillisecsValue)">
<INPUT TYPE="HIDDEN" NAME="HWSTERM" VALUE="HWSTERM">
<INPUT TYPE="HIDDEN" NAME="HWSHOST" VALUE="$(V_HWSHOSTValue)">
<INPUT TYPE="HIDDEN" NAME="HWSPORT" VALUE="$(V_HWSPORTValue)">
<INPUT TYPE="HIDDEN" NAME="HWSIMS" VALUE="$(V_HWSIMSValue)">
<INPUT TYPE="HIDDEN" NAME="HWSUSER" VALUE="$(V_HWSUSERValue)">
<INPUT TYPE="HIDDEN" NAME="HWSGROUP" VALUE="$(V_HWSGROUPValue)">
</FORM>
%ELIF ($(V_LPageName) == "IVTCCM02&HWSLPG02" && $(V_ConvIDValue)

```



```

== "HWSEXIT")
  <CENTER>
  <TABLE BORDER=5 CELLPADDING=10>
  <TR>
  <TD COLSPAN=2 ALIGN=\\"LEFT\\" VALIGN=\\"CENTER\\">
  <H2>$(ivtcc_output_heading)</H2>
  </TD>
  <TR><TD><STRONG>MSG</STRONG><TD>$(V_MFLD001Value)
  <TR><TD><STRONG>CMD</STRONG><TD>$(V_MFLD002Value)
  <TR><TD><STRONG>NAME1</STRONG><TD>$(V_MFLD003Value)
  <TR><TD><STRONG>NAME2</STRONG><TD>$(V_MFLD004Value)
  <TR><TD><STRONG>EXT_</STRONG><TD>$(V_MFLD005Value)
  <TR><TD><STRONG>ZIP</STRONG><TD>$(V_MFLD006Value)
  <TR><TD><STRONG>SEGNO</STRONG><TD>$(V_MFLD007Value)
  <TR><TD><STRONG>SDATE</STRONG><TD>$(V_MFLD008Value)
  </TABLE>
  </CENTER>
  %ELIF ($(V_LPageName) == "IVTCCM02&HWSLPG02" &&
$(V_ConvIDValue) != "HWSEXIT")
  <FORM METHOD="POST" ACTION="ivtcc_OutHTML">
  <CENTER>
  <TABLE align=\\"left\\" CELLPADDING=10>
  <TR>
  <TD COLSPAN=2 ALIGN=\\"LEFT\\" VALIGN=\\"CENTER\\">
  <H2>$(ivtcc_output_heading)</H2>
  </TD>
  <TR><TD>$(V_MFLD001Value)
  <TR><TD><STRONG>PROCESS CODE</STRONG><TD><INPUT TYPE="TEXT" NAME="CMD"
SIZE=8 MAXLENGTH=8 VALUE="$(V_MFLD002Value)">
  <TR><TD><STRONG>LAST NAME</STRONG><TD><INPUT TYPE="TEXT" NAME="NAME1"
SIZE=10 MAXLENGTH=10 VALUE="$(V_MFLD003Value)">
  <TR><TD><STRONG>FIRST NAME</STRONG><TD><INPUT TYPE="TEXT" NAME="NAME2"
SIZE=10 MAXLENGTH=10 VALUE="$(V_MFLD004Value)">
  <TR><TD><STRONG>EXTENSION NUMBER</STRONG><TD><INPUT TYPE="TEXT"
NAME="EXT_" SIZE=10 MAXLENGTH=10 VALUE="$(V_MFLD005Value)">
  <TR><TD><STRONG>INTERNAL ZIP CODE</STRONG><TD><INPUT TYPE="TEXT"
NAME="ZIP" SIZE=7 MAXLENGTH=7 VALUE="$(V_MFLD006Value)">
  <TR><TD><STRONG>SEGMENT#</STRONG><TD>$(V_MFLD007Value)
  <TR><TD><STRONG>DATE</STRONG><TD>$(V_MFLD008Value)
  <TR>
  <TD COLSPAN=2 ALIGN="CENTER" VALIGN="CENTER">
  <INPUT TYPE="SUBMIT" VALUE="SUBMIT">
  <INPUT TYPE="RESET" VALUE="RESET">
  </TD>
  </TABLE>
  </CENTER>
  <INPUT TYPE="HIDDEN" NAME="RUName" VALUE="$(V_RUNameValue)">
  <INPUT TYPE="HIDDEN" NAME="LPageName" VALUE="$(V_LPageNameValue)">
  <INPUT TYPE="HIDDEN" NAME="ConvID" VALUE="$(V_ConvIDValue)">
  <INPUT TYPE="HIDDEN" NAME="DateTime" VALUE="$(V_DateTimeValue)">
  <INPUT TYPE="HIDDEN" NAME="Millisecs" VALUE="$(V_MillisecsValue)">
  <INPUT TYPE="HIDDEN" NAME="HWSTERM" VALUE="HWSCONT">
  <INPUT TYPE="HIDDEN" NAME="HWSHOST" VALUE="$(V_HWSHOSTValue)">
  <INPUT TYPE="HIDDEN" NAME="HWSPORT" VALUE="$(V_HWSPORTValue)">
  <INPUT TYPE="HIDDEN" NAME="HWSIMS" VALUE="$(V_HWSIMSValue)">
  <INPUT TYPE="HIDDEN" NAME="HWSUSER" VALUE="$(V_HWSUSERValue)">
  <INPUT TYPE="HIDDEN" NAME="HWSGROUP" VALUE="$(V_HWSGROUPValue)">
  </FORM>
  <FORM METHOD="POST" ACTION="ivtcc_OutHTML">
  <CENTER>
  <TABLE BORDER=5 CELLPADDING=10>
  <INPUT TYPE="HIDDEN" NAME="MSG" VALUE=" ">
  <INPUT TYPE="HIDDEN" NAME="CMD" VALUE=" ">
  <INPUT TYPE="HIDDEN" NAME="NAME1" VALUE=" ">
  <INPUT TYPE="HIDDEN" NAME="NAME2" VALUE=" ">
  <INPUT TYPE="HIDDEN" NAME="EXT_" VALUE=" ">
  <INPUT TYPE="HIDDEN" NAME="ZIP" VALUE=" ">

```

```

<INPUT TYPE="HIDDEN" NAME="SEGNO" VALUE=" ">
<INPUT TYPE="HIDDEN" NAME="SDATE" VALUE=" ">
<TR>
<TD COLSPAN=2 ALIGN="CENTER" VALIGN="CENTER">
<INPUT TYPE="SUBMIT" VALUE="TERMINATE">
</TD>
</TABLE>
</CENTER>
<INPUT TYPE="HIDDEN" NAME="RUName" VALUE="$(V_RUNameValue)">
<INPUT TYPE="HIDDEN" NAME="LPageName" VALUE="$(V_LPageNameValue)">
<INPUT TYPE="HIDDEN" NAME="ConvID" VALUE="$(V_ConvIDValue)">
<INPUT TYPE="HIDDEN" NAME="DateTime" VALUE="$(V_DateTimeValue)">
<INPUT TYPE="HIDDEN" NAME="Millisecs" VALUE="$(V_MillisecsValue)">
<INPUT TYPE="HIDDEN" NAME="HWSTERM" VALUE="HWSTERM">
<INPUT TYPE="HIDDEN" NAME="HWSHOST" VALUE="$(V_HWSHOSTValue)">
<INPUT TYPE="HIDDEN" NAME="HWSPOrt" VALUE="$(V_HWSPOrtValue)">
<INPUT TYPE="HIDDEN" NAME="HWSIMS" VALUE="$(V_HWSIMSValue)">
<INPUT TYPE="HIDDEN" NAME="HWSUSER" VALUE="$(V_HWSUSERValue)">
<INPUT TYPE="HIDDEN" NAME="HWSGROUP" VALUE="$(V_HWSGROUPValue)">
</FORM>
%ELIF $(V_LPageName) == "DFSM01&HWSM01"
<CENTER>
<TABLE BORDER=5 CELLPADDING=10>
<BR>
<TR><TD><STRONG>OUTLINE</STRONG><TD>$(V_MFLD001Value)
<BR>
</TABLE>
</CENTER>
%ELIF $(V_LPageName) == "DFSM02&HWSM02"
<CENTER>
<TABLE BORDER=5 CELLPADDING=10>
<BR>
<TR><TD><STRONG>OUTL01</STRONG><TD>$(V_MFLD001Value)
<TR><TD><STRONG>OUTL02</STRONG><TD>$(V_MFLD002Value)
<TR><TD><STRONG>OUTL03</STRONG><TD>$(V_MFLD003Value)
<TR><TD><STRONG>OUTL04</STRONG><TD>$(V_MFLD004Value)
<TR><TD><STRONG>OUTL05</STRONG><TD>$(V_MFLD005Value)
<TR><TD><STRONG>OUTL06</STRONG><TD>$(V_MFLD006Value)
<TR><TD><STRONG>OUTL07</STRONG><TD>$(V_MFLD007Value)
<TR><TD><STRONG>OUTL08</STRONG><TD>$(V_MFLD008Value)
<TR><TD><STRONG>OUTL09</STRONG><TD>$(V_MFLD009Value)
<TR><TD><STRONG>OUTL10</STRONG><TD>$(V_MFLD010Value)
<TR><TD><STRONG>OUTL11</STRONG><TD>$(V_MFLD011Value)
<TR><TD><STRONG>OUTL12</STRONG><TD>$(V_MFLD012Value)
<TR><TD><STRONG>OUTL13</STRONG><TD>$(V_MFLD013Value)
<TR><TD><STRONG>OUTL14</STRONG><TD>$(V_MFLD014Value)
<TR><TD><STRONG>OUTL15</STRONG><TD>$(V_MFLD015Value)
<TR><TD><STRONG>OUTL16</STRONG><TD>$(V_MFLD016Value)
<TR><TD><STRONG>OUTL17</STRONG><TD>$(V_MFLD017Value)
<TR><TD><STRONG>OUTL18</STRONG><TD>$(V_MFLD018Value)
<TR><TD><STRONG>OUTL19</STRONG><TD>$(V_MFLD019Value)
<TR><TD><STRONG>OUTL20</STRONG><TD>$(V_MFLD020Value)
<TR><TD><STRONG>OUTL21</STRONG><TD>$(V_MFLD021Value)
<TR><TD><STRONG>OUTL22</STRONG><TD>$(V_MFLD022Value)
<BR>
</TABLE>
</CENTER>
%ELIF $(V_LPageName) == "DFSM03&HWSM03"
<CENTER>
<TABLE BORDER=5 CELLPADDING=10>
<BR>
<TR><TD><STRONG>OUTL01</STRONG><TD>$(V_MFLD001Value)
<TR><TD><STRONG>OUTL02</STRONG><TD>$(V_MFLD002Value)
<TR><TD><STRONG>OUTL03</STRONG><TD>$(V_MFLD003Value)
<TR><TD><STRONG>OUTL04</STRONG><TD>$(V_MFLD004Value)
<TR><TD><STRONG>OUTL05</STRONG><TD>$(V_MFLD005Value)
<TR><TD><STRONG>OUTL06</STRONG><TD>$(V_MFLD006Value)

```



```

<TR><TD><STRONG>OUTL05</STRONG><TD>$(V_MFLD005Value)
<TR><TD><STRONG>OUTL06</STRONG><TD>$(V_MFLD006Value)
<TR><TD><STRONG>OUTL07</STRONG><TD>$(V_MFLD007Value)
<TR><TD><STRONG>OUTL08</STRONG><TD>$(V_MFLD008Value)
<TR><TD><STRONG>OUTL09</STRONG><TD>$(V_MFLD009Value)
<TR><TD><STRONG>OUTL10</STRONG><TD>$(V_MFLD010Value)
<TR><TD><STRONG>OUTL11</STRONG><TD>$(V_MFLD011Value)
<TR><TD><STRONG>OUTL12</STRONG><TD>$(V_MFLD012Value)
<TR><TD><STRONG>OUTL13</STRONG><TD>$(V_MFLD013Value)
<TR><TD><STRONG>OUTL14</STRONG><TD>$(V_MFLD014Value)
<TR><TD><STRONG>OUTL15</STRONG><TD>$(V_MFLD015Value)
<TR><TD><STRONG>OUTL16</STRONG><TD>$(V_MFLD016Value)
<TR><TD><STRONG>OUTL17</STRONG><TD>$(V_MFLD017Value)
<TR><TD><STRONG>OUTL18</STRONG><TD>$(V_MFLD018Value)
<TR><TD><STRONG>OUTL19</STRONG><TD>$(V_MFLD019Value)
<TR><TD><STRONG>OUTL20</STRONG><TD>$(V_MFLD020Value)
<TR><TD><STRONG>OUTL21</STRONG><TD>$(V_MFLD021Value)
<TR><TD><STRONG>OUTL22</STRONG><TD>$(V_MFLD022Value)
<BR>
</TABLE>
</CENTER>
%ENDIF
%}
%}
%MESSAGE {
    9000      : "Unable to load IMS Web transaction program DTWivtcc"
: exit
    9001      : "Unable to locate doTran entry point in IMS Web transaction
program DTWivtcc" : exit
    +default  : {
                <P>Internal error $(RETURN_CODE) in the IMS Web Language
Environment.
                <P>Contact your IBM service representative.
    %} : exit
%}
%}
%HTML (ivtcc_OutHTML) {
<!-- *****-->
<!-- *                                     *-->
<!-- * (c) Copyright IBM Corp. 1998      *-->
<!-- * All Rights Reserved                *-->
<!-- * Licensed Materials - Property of IBM *-->
<!-- *                                     *-->
<!-- * DISCLAIMER OF WARRANTIES.         *-->
<!-- *                                     *-->
<!-- * The following [enclosed] code is generated by a software product *-->
<!-- * of IBM Corporation.                *-->
<!-- * This generated code is provided to you solely for the purpose of *-->
<!-- * assisting you in the development of your applications.           *-->
<!-- * The code is provided "AS IS." IBM MAKES NO WARRANTIES, EXPRESS *-->
<!-- * OR IMPLIED, INCLUDING BUT NOT LIMITED TO THE IMPLIED WARRANTIES *-->
<!-- * OF NONINFRINGEMENT, MERCHANTABILITY AND FITNESS FOR A PARTICULAR *-->
<!-- * PURPOSE, REGARDING THE FUNCTION OR PERFORMANCE OF THIS CODE.     *-->
<!-- * IBM shall not be liable for any damages arising out of your use *-->
<!-- * of the generated code, even if it has been advised of the       *-->
<!-- * possibility of such damages.                                         *-->
<!-- *                                     *-->
<!-- * DISTRIBUTION.                                                         *-->
<!-- *                                     *-->
<!-- * This generated code can be freely distributed, copied, altered, *-->
<!-- * and incorporated into other software, provided that:             *-->
<!-- * - It bears the above Copyright notice and DISCLAIMER intact      *-->
<!-- * - The software is not offered for resale                          *-->
<!-- *                                     *-->
<!-- *****-->
<!-- *****-->
<!-- * Generated by IMS Web Studio 2.1.2 1998.239 13:49:36 * -->

```

```

<!-- * Userid: C1chan * -->
<!-- * Project: ivtcc * -->
<!-- *****-->
<html>
<head>
<title>$(ivtcc_page_title)</title>
</head>
<BODY TEXT="000000">
@ivtcc(
    CMD,
    NAME1,
    NAME2,
    EXT_,
    ZIP,
    RUName,
    LPageName,
    ConvID,
    DateTime,
    Millisecs,
    HWSTERM,
    "9",
    "DTWivtcc",
    ivtcc_HWSVRM,
    ivtcc_RESULTS )
<p>
</BODY>
</HTML>
%}

```

Sample IMS transaction table output

The dtw_execute function of the IMS Web language environment returns, in parm_results, a table representing the output of the IMS transaction. Each row of the table corresponds to a logical page of the output message. The first column of each row contains the MOD name and LPage name, separated by an ampersand. The remaining columns contain the values of the output fields of the lpage. The following example shows an output message containing two logical pages, each with a different number of fields. The first row of the example table represents the column headings of the table returned in parm_results.

LPAGENAME	MFLD01Value	MFLD02Value	MFLD03Value
MOD1&LPGA	Smith	John	099740
MOD1&LPGB	Chung	99-888-7777	null

The number of columns in the table is determined by the input parameter parm_MAXCOLS; the number of rows in the table is determined dynamically by the number of lpages returned by the IMS transaction.

Readers' Comments — We'd Like to Hear from You

IMS Web Programmer's Reference
Version 2.1.3

Publication No. webp-0021-3

Overall, how satisfied are you with the information in this book?

	Very Satisfied	Satisfied	Neutral	Dissatisfied	Very Dissatisfied
Overall satisfaction	<input type="checkbox"/>	<input type="checkbox"/>	<input type="checkbox"/>	<input type="checkbox"/>	<input type="checkbox"/>

How satisfied are you that the information in this book is:

	Very Satisfied	Satisfied	Neutral	Dissatisfied	Very Dissatisfied
Accurate	<input type="checkbox"/>	<input type="checkbox"/>	<input type="checkbox"/>	<input type="checkbox"/>	<input type="checkbox"/>
Complete	<input type="checkbox"/>	<input type="checkbox"/>	<input type="checkbox"/>	<input type="checkbox"/>	<input type="checkbox"/>
Easy to find	<input type="checkbox"/>	<input type="checkbox"/>	<input type="checkbox"/>	<input type="checkbox"/>	<input type="checkbox"/>
Easy to understand	<input type="checkbox"/>	<input type="checkbox"/>	<input type="checkbox"/>	<input type="checkbox"/>	<input type="checkbox"/>
Well organized	<input type="checkbox"/>	<input type="checkbox"/>	<input type="checkbox"/>	<input type="checkbox"/>	<input type="checkbox"/>
Applicable to your tasks	<input type="checkbox"/>	<input type="checkbox"/>	<input type="checkbox"/>	<input type="checkbox"/>	<input type="checkbox"/>

Please tell us how we can improve this book:

Thank you for your responses. May we contact you? Yes No

When you send comments to IBM, you grant IBM a nonexclusive right to use or distribute your comments in any way it believes appropriate without incurring any obligation to you.

Name

Address

Company or Organization

Phone No.



Fold and Tape

Please do not staple

Fold and Tape




NO POSTAGE
NECESSARY
IF MAILED IN THE
UNITED STATES

BUSINESS REPLY MAIL

FIRST-CLASS MAIL PERMIT NO. 40 ARMONK, NEW YORK

POSTAGE WILL BE PAID BY ADDRESSEE

International Business Machines Corporation
Department BWE/H3
P.O. Box 49023
San Jose, CA 95161-9945



Fold and Tape

Please do not staple

Fold and Tape