



Work smarter, not harder.

Transform the way you work together and address complexity with IBM.

Putting It All Together

Agile Transformation in IBM Web Content Manager

Presenter

Philip Chan – philchan@au1.ibm.com

Senior Test Manager, IBM Web Content Manager



The Worldwide Portal and WCM Team



Established, Global Teams



Agile Product Development

A blurred screenshot of a software interface, likely IBM Web Content Manager, showing various panels and content. The text 'Many customers', 'Legacy', 'Multiple release vehicles', and 'Product support' is overlaid on the screenshot.

Many customers

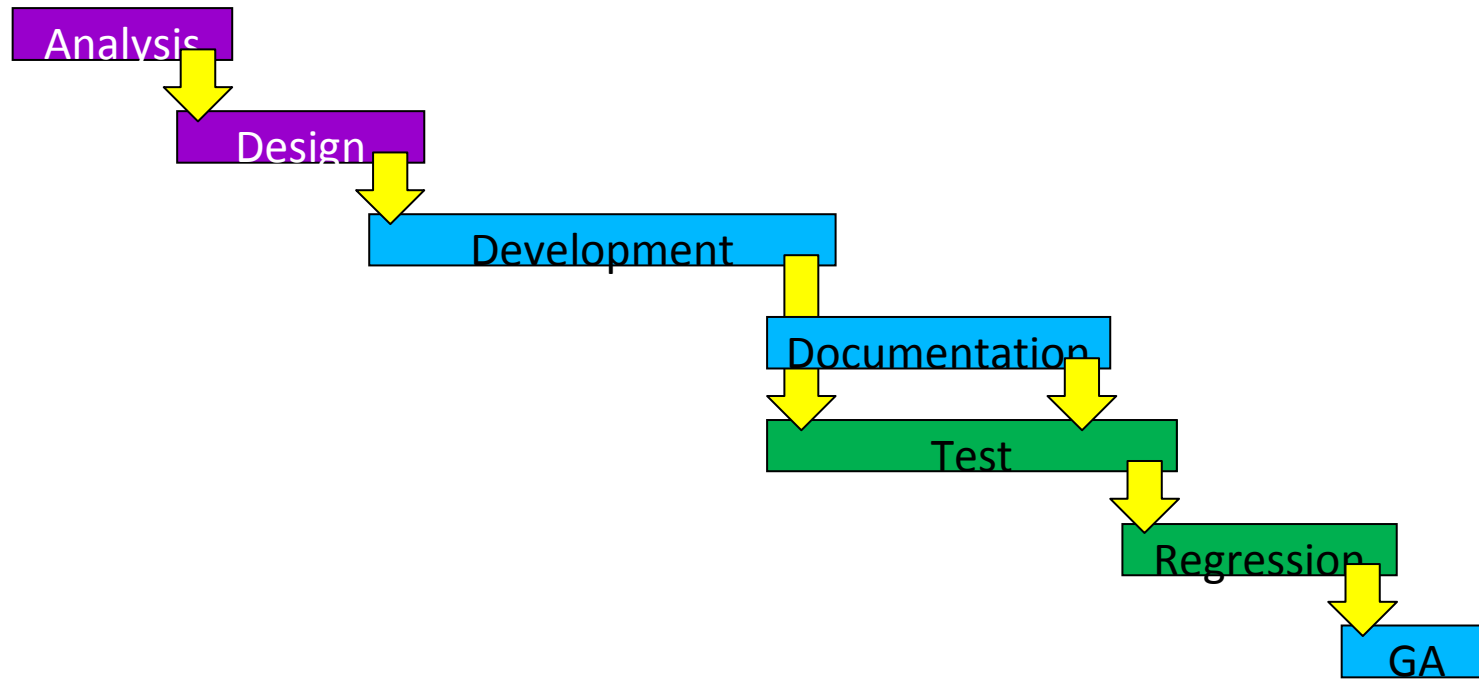
Legacy

Multiple release vehicles

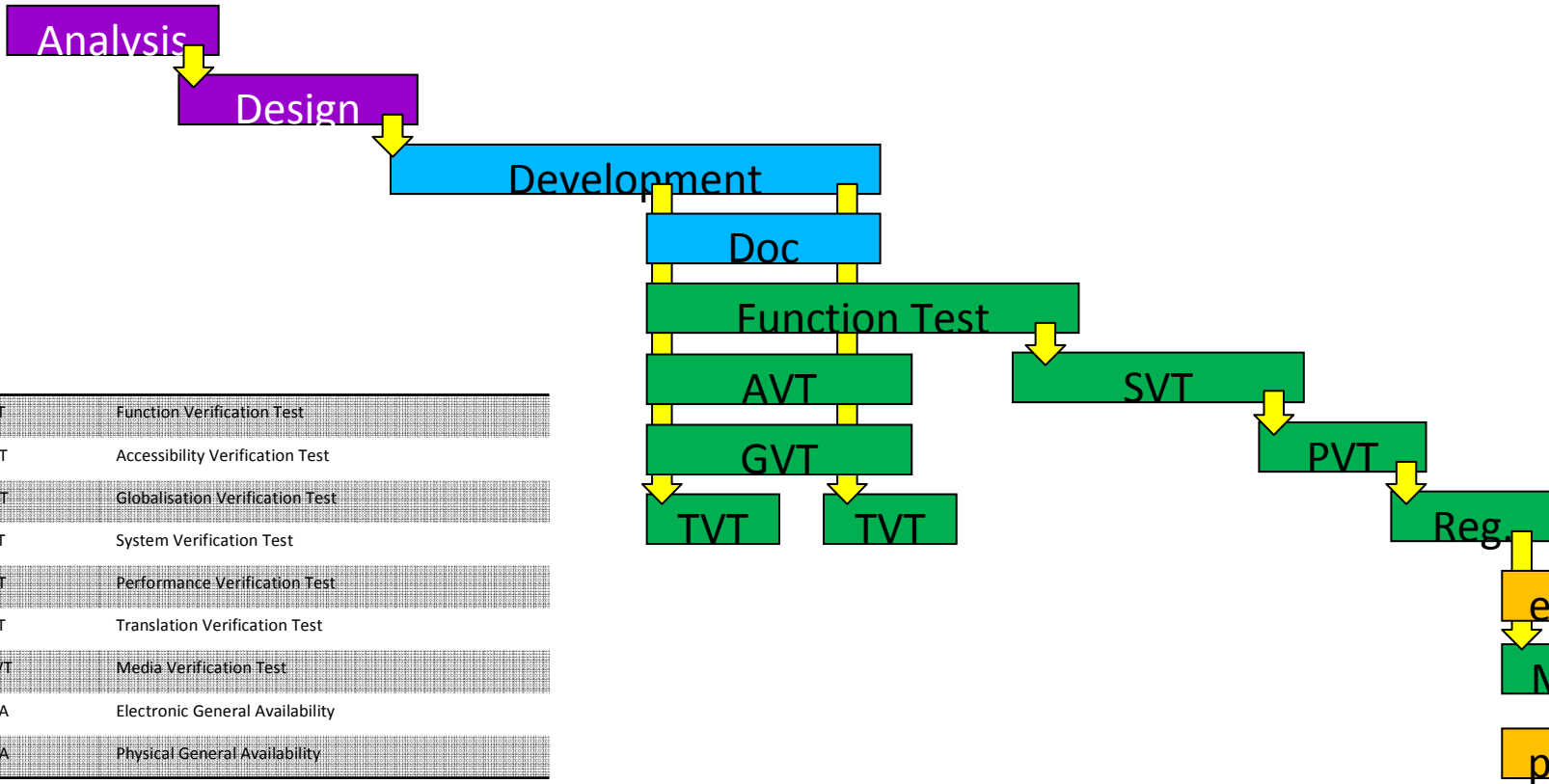
Product support



Our Friend the Waterfall



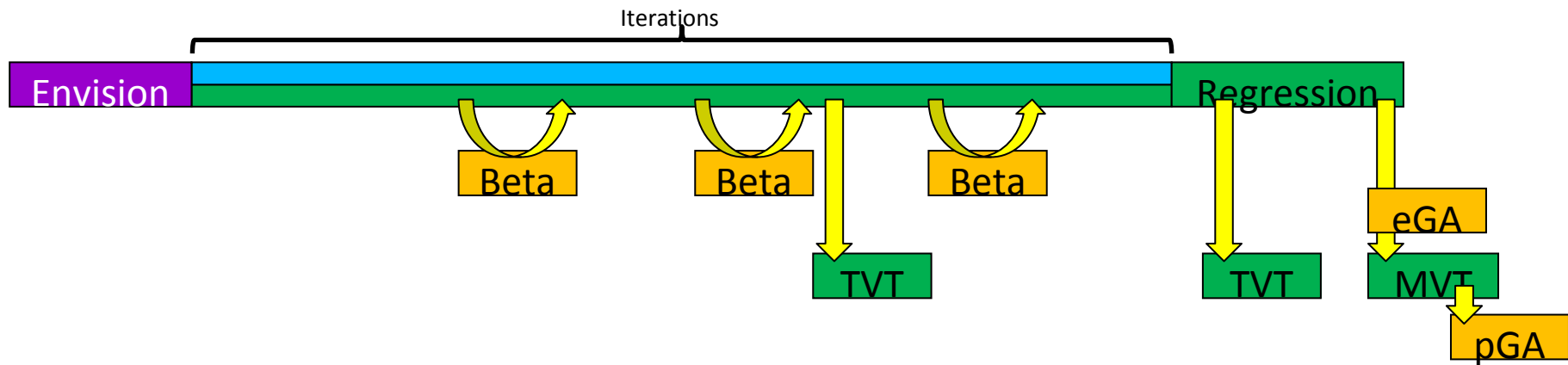
IBM Product Development Waterfall



FVT	Function Verification Test
AVT	Accessibility Verification Test
GVT	Globalisation Verification Test
SVT	System Verification Test
PVT	Performance Verification Test
TVT	Translation Verification Test
MVT	Media Verification Test
eGA	Electronic General Availability
pGA	Physical General Availability



Agile Process – WebSphere Portal 8.0

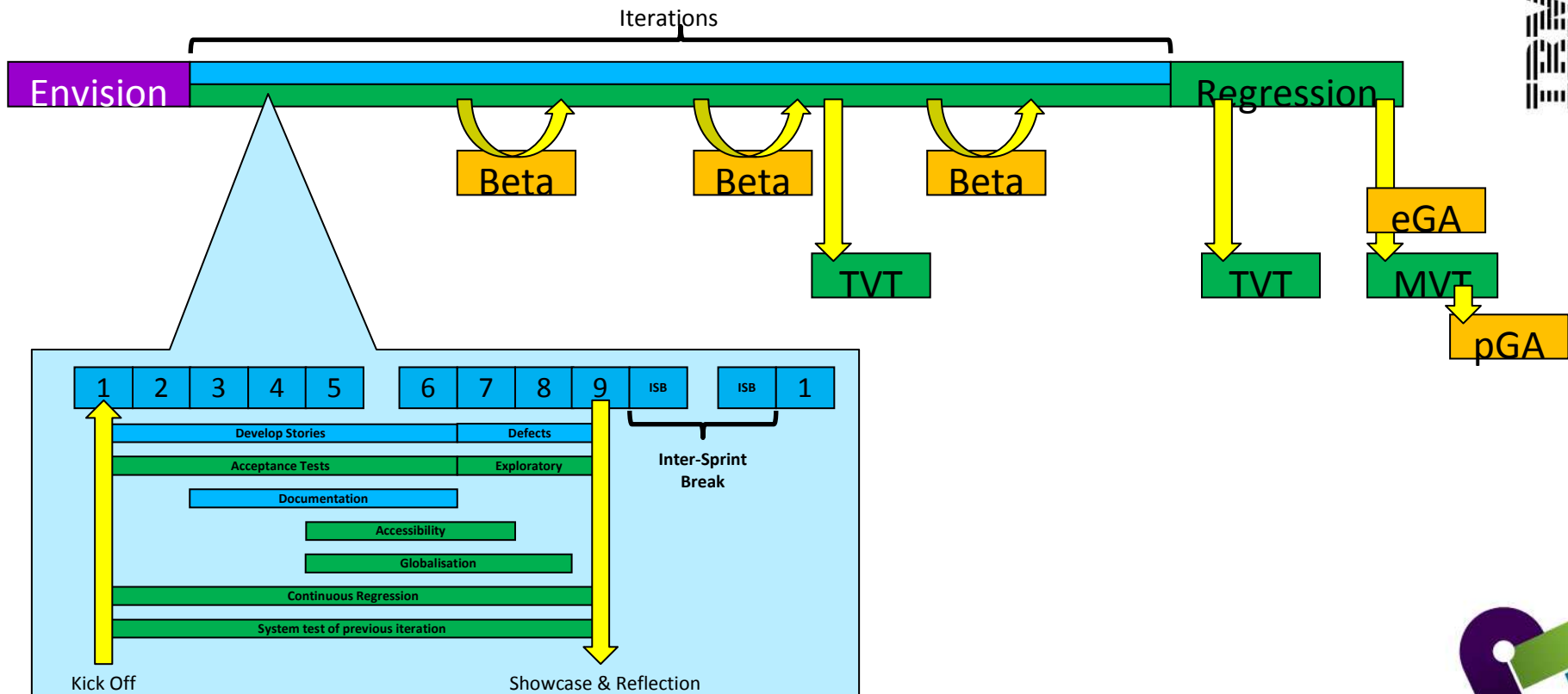


IBM Software | IBM Web Content

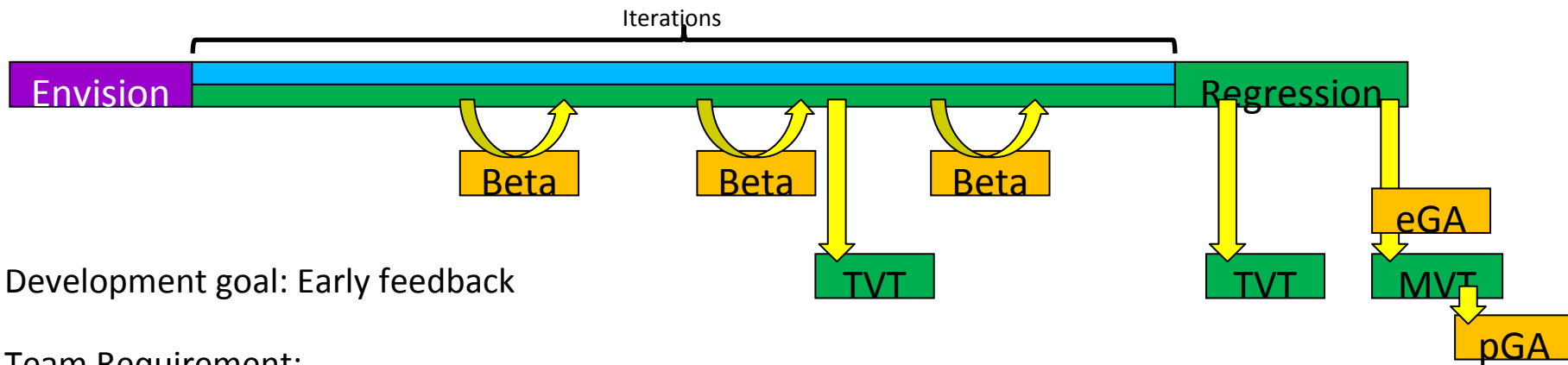
IBM Software | IBM Web Content Manager

Manager

Agile Process – WebSphere Portal 8.0



Agile Process – WebSphere Portal 8.0



Development goal: Early feedback

Team Requirement:

- Understanding of test suite and execution progress
- Automatic, continuous execution of tests

Tool Requirements:

- Support distributed teams
- Support many parallel releases

Test Management

- Governance
 - Store and organise the test cases
 - Define test plans (prod, support, agile, waterfall)
 - Measure execution
- Portal 7.0 test effort
 - One complete test run
 - 8,824 test cases
 - Equivalent of 1,950 days manual testing
 - Total test effort
 - Equivalent of 3750 days manual testing

Item	Execution Record	Unsuccessful	Attempt	Blocked	Failed	Completed	Plan	Defects	Total
Current Status: Testin, Pla									
Current Status: Testin, Pla									
DAI by Number (R Block)									
DAI by Date									
Migration Summary by Pla									
OS Phase Category Function									
OS Tester Phase Category									
Phase: Actual Release									
Phase: Actual DR									
Phase: Actual EDR									
Phase: Actual Webserver									
Phase: Category: DR Compl									
Phase: Category: Function									
Phase: Category: Testin									
Phase: Current Status: Cap									
Phase: Current Status: Test									
Phase: DR Completion date									
Phase: External Platforms									
Phase: Flag: Category: Fu									
Phase: LI									
Phase: Measure: Category									
Phase: OS: Category: Test									
Phase: OS: Testin: Category									
Phase: OS: Testin: Category									
Phase: Planned DR									
Phase: Planned EDR									
Phase: Planned Webserver									
Phase: Planned Category: Fu									
Phase: Team: UI									
Phase: Team: Testin: Category									
Phase: Team: Testin: UI									
Phase: Tester: Category: Fu									



PhM/Cat/Fu	Execution Record	Unsuccessful	Attempt	Blocked	Failed	Completed	Plan	Defects	Total
WP 7.0.0 CFD1		0	0	0	4838	58	4896	4896	4896
WP 7.0.0 CFD1 Regression		0	0	0	1130	0	1130	1130	1130
WP 7.0.0 CSAD		0	0	0	14276	1574	15850	16000	16000
WP 7.0.0 RVT		0	0	0	76295	1907	78202	78302	78302
(Not Categorized)		0	0	0	76295	1907	78202	78302	78302
001: WP/IBM/JACL		0	0	0	165	0	165	165	165
010: Install		0	0	0	4641	200	4841	4841	4841
013: S.A. Deployment		0	0	0	40	0	40	40	40
020: Uninstall		0	0	0	300	0	300	300	300
030: Config - DR Transfer		0	0	0	1105	0	1105	1105	1105
050: Config - User Registry Secur		0	0	0	325	40	365	365	365
060: Config - Web Server		0	0	0	79	0	79	79	79
070: DR Wizard		0	0	0	150	0	150	150	150
080: Server Config		0	0	0	460	240	700	720	720
085: Virtualization		0	0	0	1717	30	1747	1747	1747
090: Migration		0	0	0	600	300	900	900	900
100: IBM Trust License Manager (I		0	0	0	210	0	210	215	215
120: Command Line Tools		0	0	0	20	0	20	20	20
130: Software Licen		0	0	0	270	0	270	270	270
140: Admin Profiles		0	0	0	822	0	822	822	822
141: Site Analytics		0	0	0	40	0	40	40	40
142: IBM and Big functionality		0	0	0	1701	80	1781	1781	1781
143: Miscellaneous Admin		0	0	0	148	0	148	148	148
144: Scripted Administration		0	0	0	150	0	150	150	150
145: Miscellaneous Admin		0	0	0	50	0	50	50	50
146: ThematicData		0	0	0	600	0	600	600	600
147: Page Builder/DR		0	0	0	20	0	20	20	20
148: Integration Tests (CSA		0	0	0	1145	0	1145	1145	1145
149: Site Analytics		0	0	0	45	0	45	45	45
175: Site Management		0	0	0	45	0	45	45	45

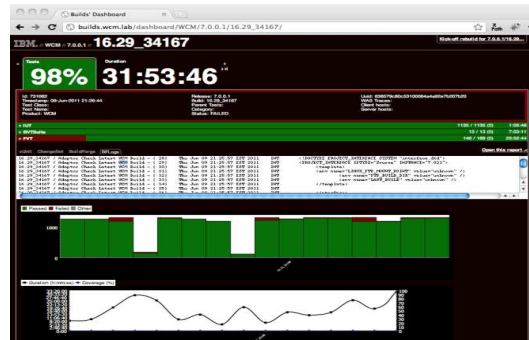
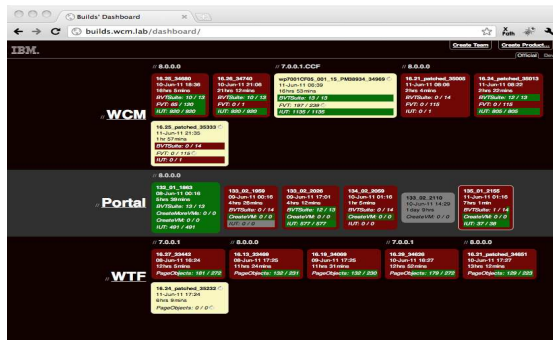
The screenshot shows the IBM Quality Management dashboard for Philip Chan's Quality Dashboard. It includes a 'My Tasks' section with a list of tasks and their statuses, and a 'Requirements Traceability' section showing a table of requirements and their coverage status.

Requirement ID	Requirement Description	Coverage
T22	Non-user Organization	no cover
T21	Non-user Organization	no cover
T20	User Story Database	no cover
T18	Allocating Organization	no cover
T17	Allocate user groups by amount and frequency	no cover
T16	Allocate user groups by amount and frequency	no cover
T15	Allocate user groups by amount and frequency	no cover
T14	Apply for Organization	no cover



Continuous Integration

- Continuous integration provides the mechanism for frequent, automatic feedback
- Requirements may change for a global team and their processes
- Acts as global radiator



IBM // WCM // 7.0.0.1	next update in 51		
	BVT	IUT	FVT
16.29_3..67		100	
16.28_3..01	100	100	
16.27_3..59	100	100	68
16.26_3..55	100	100	19
16.25_3..73	100	100	82
16.24_3..43	100	100	85





Tool deployment in large, established teams

Open source, buy or build?

Could your customers use your tools too?





Agile does scale well to large, established, global teams

Bring feedback earlier in the cycle
Understand your tooling requirements and solve them iteratively
Large scale transformation takes time

We just released a beta for WebSphere Portal 8.0. You should try it!





Thank you!

