



System z Enables Solutions For A Smarter Planet

Enterprise Systems Management

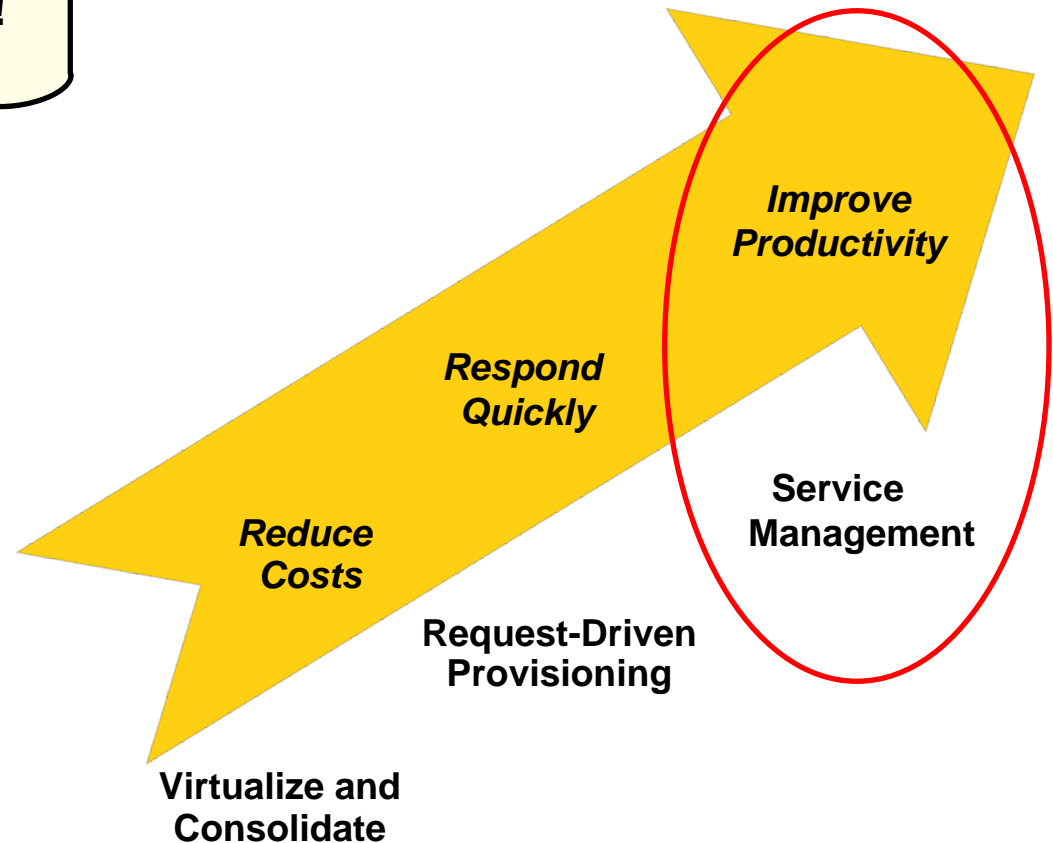
Dynamic Infrastructure For A Smarter Planet

My cost of labor is very high!



**Service Oriented Finance
Data Center Manager**

Let's Focus



Data Centers Need A Service Management Hub To Meet Service Levels And Reduce Costs

Visibility

See issues end-to-end in business context

Respond faster and make better decisions

Control

Standardize IT processes and provide self-service

Improve quality and reduce mistakes

Automation

Automate repeating tasks to simplify

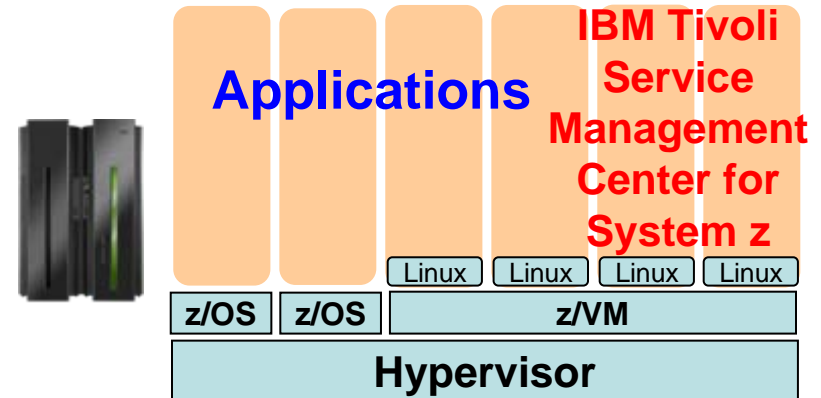
Lower costs and build agility

Solution: *IBM Tivoli Service Management Center for System z*

Mainframe As A Service Management Hub

- Consolidate management on the mainframe
 - ▶ Service Management hub on Linux on z
 - ▶ z/OS supported as a managed system

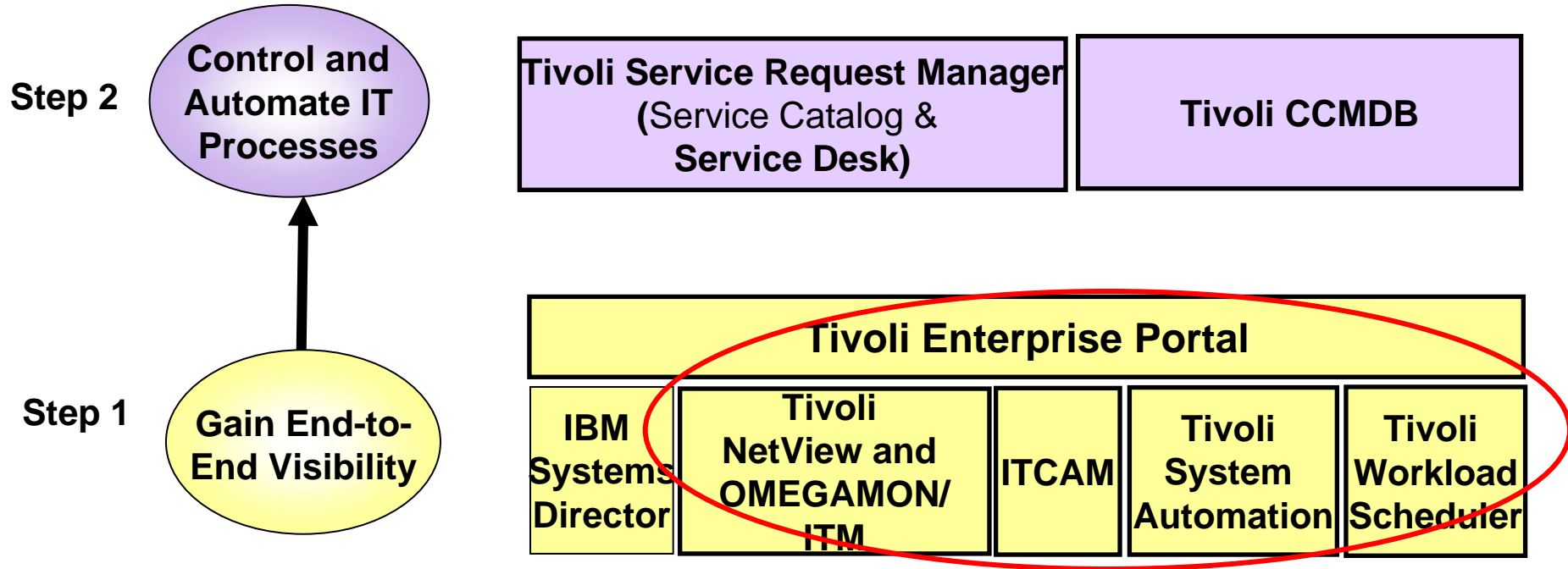
- Manage the Dynamic Infrastructure
 - ▶ Best practices
 - ▶ Productivity
 - ▶ Lowest Cost



Applications
Systems Management



A Step By Step Approach To Implementing Tivoli Service Management Center For System z



Visibility... Control... Automation

Tivoli Enterprise Portal (TEP) – A Common Monitoring Dashboard On System z

■ Resource status/health from various event sources:

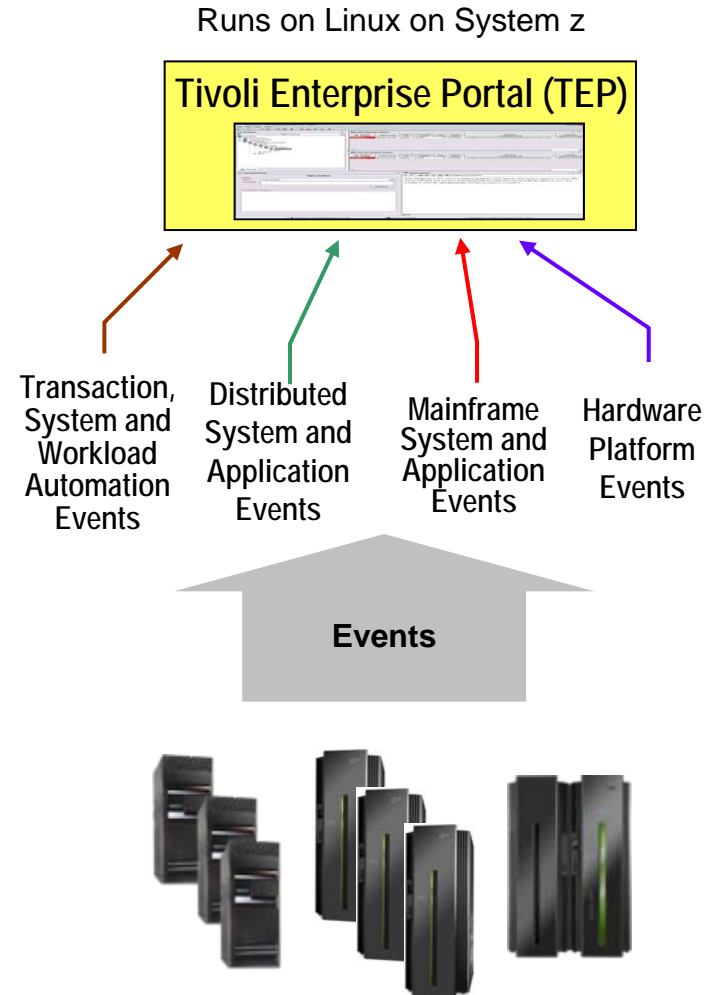
- ▶ Hardware events from **IBM Director**
- ▶ Mainframe events from **Tivoli OMEGAMON**
- ▶ Distributed events from **Tivoli Monitoring (ITM)**
- ▶ Transaction events from **Tivoli Composite Application Manager (ITCAM)**
- ▶ System automation events from **Tivoli System Automation (TSA)**
- ▶ Batch workload events from **Tivoli Workload Scheduler (TWS)**
- ▶ Events from 3rd party monitors

■ Detect incidents with *situations*

- ▶ Out-of-the-box supplied *situations* include combination of metrics and thresholds
- ▶ Built-in situation editor allows to customize

■ *Expert advice* helps obtain detailed explanation and recommendation for resolution

■ *Take action* to automatically resolve recurring problems with existing or customized scripts



Visibility to What's Going On

End-To-End Visibility With Intelligent Monitoring

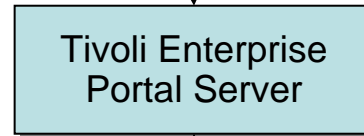
Tivoli Enterprise Portal (TEP)

Single interface for management



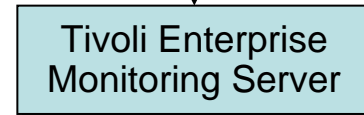
Runs on Linux on System z

Retrieval, manipulation and analysis of data




Runs on Linux on System z

Collect and correlate monitoring data



Runs on Linux on System z and z/OS



Intelligent monitoring agents on systems send events



DEMO: Tivoli Enterprise Portal (TEP)

- Monitor resources end-to-end with workspaces
- *Situations* triggered by problems, for example:
 - ▶ CICS application not responding
 - ▶ DB2 application has issues

The screenshot displays the Tivoli Enterprise Portal (TEP) interface. The top window is titled "Enterprise Status - 192.169.1.54 - SYSADMIN *ADMIN MODE*". The interface is divided into several panes:

- Navigator:** A tree view on the left showing the hierarchy of monitored resources, including Linux Systems, z110Items, z9ccmdb, DB2, Linux OS, Web Server Agent - Primary, WebSphere Agent - Primary, zlnxdirs, zlnxmaps, Windows Systems, and MS Systems. A red arrow points from the "Enterprise" root node to the "Situation Event Console".
- Situation Event Console:** A table displaying active situations. Three critical situations are highlighted in red:

Severity	Status	Owner	Situation Name	Display Item	Source
Critical	Open		WebServicePipeline_Critical		ADCD.CICSA
Critical	Open		WASNotConnected	MXServer	Primary:z9ccmdb:KYNA
Critical	Open		UDB_Status_Warning		db2inst1:z9ccmdb:UD
- Open Situation Counts - La...:** A bar chart showing the count of various situations. The most prominent bars are for "WebServicePipeline_Critical" and "WASNotConnected".
- My Acknowledged Events:** A table showing a list of events with columns for Severity, Status, Owner, Situation Name, Display Item, Source, Impact, Opened, Local Timestamp, Type, and Reference ID.
- Message Log:** A table showing a detailed log of messages with columns for Status, Name, Display Item, Origin Node, and Global Timestamp.

The bottom status bar shows the Hub Time as "Mon, 09/08/2008 10:21 PM", the server is "Available", and the user is "Enterprise Status - 192.169.1.54 - SYSADMIN *ADMIN MODE*". The taskbar at the bottom includes icons for Start, IBM Tivoli Net..., MAXIMO - Start..., Netcool/OMNIB..., Netcool/OMNIB..., Mozilla Firefox, and Enterprise St...

A Dynamic Role-based Portal for End-to-End Monitoring!

Tivoli NetView And Tivoli OMEGAMON XE – Monitor Mainframe Resources

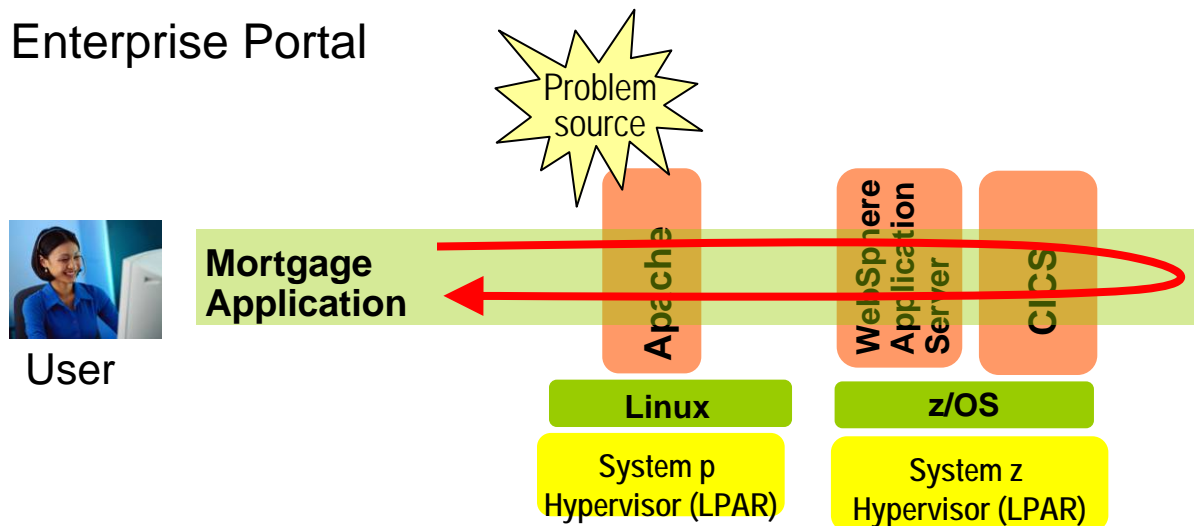
- Tivoli NetView and Tivoli OMEGAMON XE agents for mainframe servers
 - ▶ *NetView on z/OS* – monitor and control TCP/IP and SNA networks to help maintain high availability
 - ▶ *OMEGAMON XE on z/OS* – monitor key resources such as CPU, LPARs, I/O, network, enqueue, paging, zIIP, zAAP, Cryptoprocessors
 - ▶ *OMEGAMON XE on z/VM and Linux* – monitor z/VM and Linux usage of resources such as CPU, network, storage
 - ▶ *OMEGAMON XE for Mainframe Networks* – collect data and diagnose network performance issues across z/OS systems
 - ▶ *OMEGAMON XE for DB2 PM/PE on z/OS* – monitor performance of DB2 in a z/OS environment
 - ▶ *OMEGAMON XE for IMS on z/OS* – manage IMS systems
 - ▶ *OMEGAMON XE for CICS on z/OS* – manage CICS systems

Tivoli Monitoring – Monitor Distributed Resources

- Tivoli Monitoring agents for distributed servers
 - ▶ *Monitoring (base)* – monitor system resources such as CPU, I/O, network
 - ▶ *Monitoring for Database* – monitor availability and performance of distributed databases such as DB2, Oracle, Microsoft SQL Server
 - ▶ *Monitoring for Business Integration* – manage IBM WebSphere MQ, WebSphere MQ Integrator, WebSphere MQ Workflow and IBM WebSphere Interchange Server
 - ▶ *Monitoring for Applications* – monitor SAP
 - ▶ *Monitoring for Messaging and Collaboration* – monitor Lotus Domino

Tivoli Composite Application Manager (ITCAM) – End-To-End Transaction And SOA Management

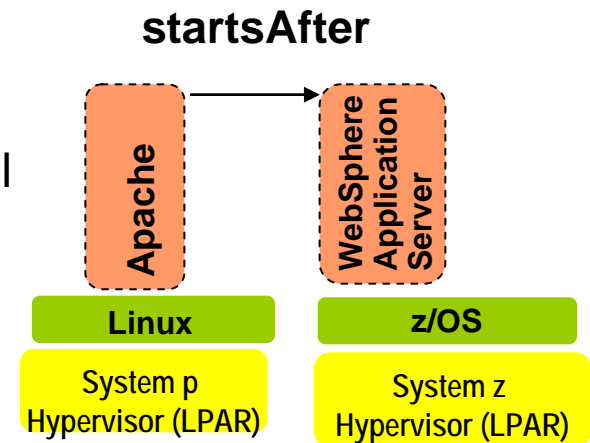
- Tracks transaction performance end-to-end across multiple physical and/or virtual systems to isolate bottlenecks quickly
 - ▶ Isolate source of performance problem across web servers, WebSphere and WebLogic application servers, CICS, IMS and DB2 subsystems, as well as ERP environments
- Monitors and performs simple control of message traffic between Web services in the SOA environment
 - ▶ Filter messages based on user-configurable criteria
- Sends events to Tivoli Enterprise Portal



Visibility to Track End-To-End Transactions

Tivoli System Automation (TSA) – Automate System Operations

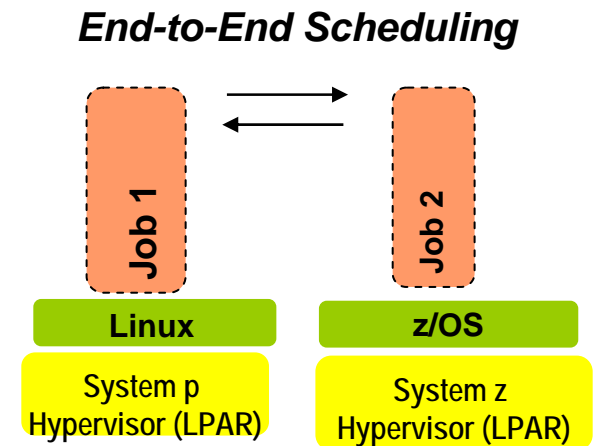
- Automate operations on hardware, I/O and applications
- No Scripts, policy-based automation
- Can manage relationship between resources and grouping of resources to automate at application level
- Includes out-of-the-box automation modules for middleware such as IMS, CICS, DB2, mySAP, WebSphere
- Can enable end-to-end application startup and shutdown across System z and distributed platforms
- Sends events to Tivoli Enterprise Portal



Automate Routine Operations

Tivoli Workload Scheduler (TWS) – Batch Workload Automation

- Enables planning for hundreds of thousands of jobs, resolves interdependencies, launches and tracks each job
- Powerful calendar-based and event-based scheduling capabilities
- Automatic recovery of jobs
- Workload Manager (WLM) integration to optimize resource utilization and favor late critical jobs
- Provides a single point of control for System z workloads or enterprise-wide workloads in end-to-end environments
- Sends events to Tivoli Enterprise Portal



Automate Job Scheduling

Control And Automate IT Processes

**One of my key staff members is leaving.
My new employees don't have the experience to
handle problems when they come up.**

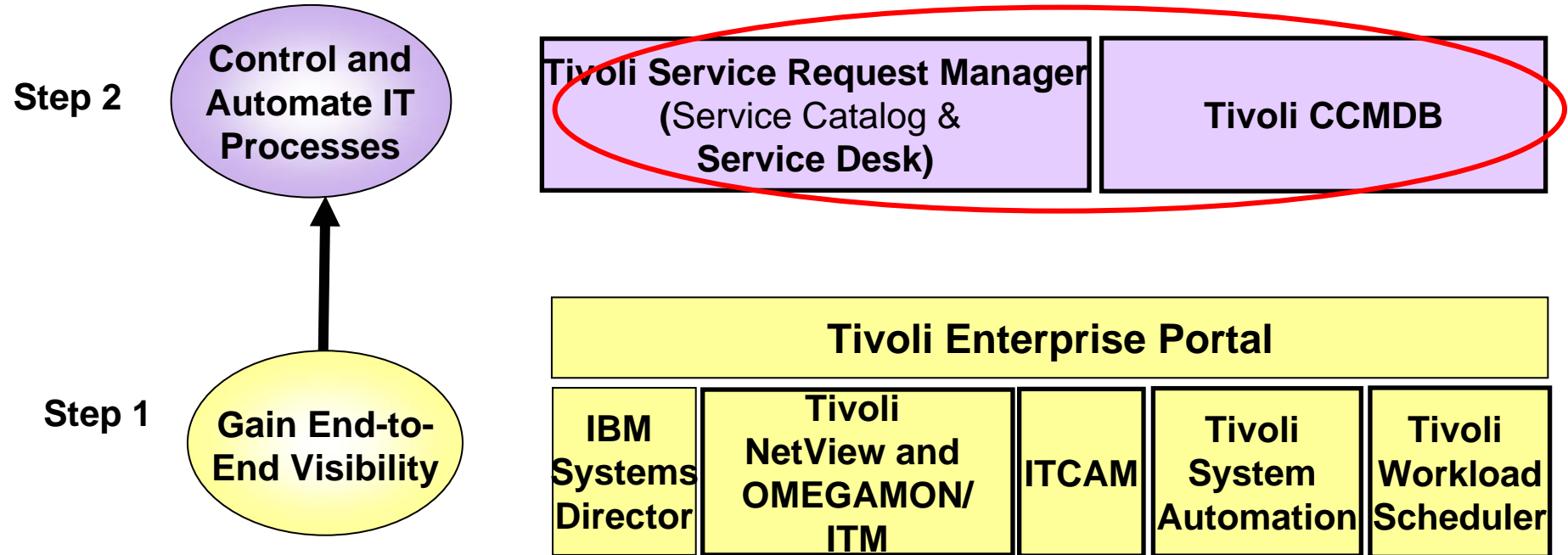


Data Center Manager



New Employee

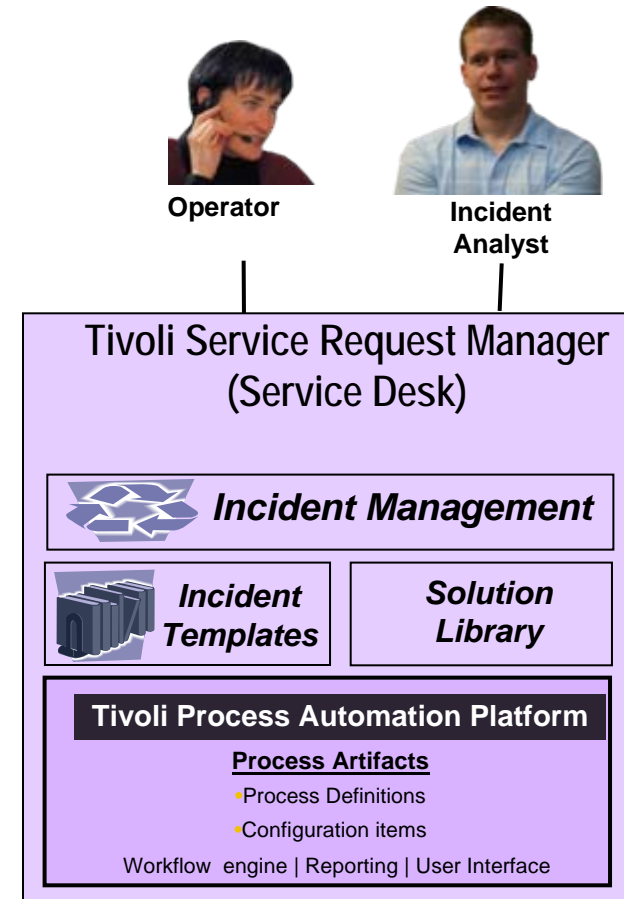
A Step By Step Approach To Implementing Tivoli Service Management Center For System z



Visibility... Control... Automation

Tivoli Service Request Manager (Service Desk) – Control Incident Management Process

- Central point to control service requests for help, information and service
- Create incident templates for common service desk calls and library of reusable solutions
 - ▶ Use templates to quickly create tickets
 - ▶ View updates and search library for solutions
- Automate incident management process
- ▶ Built on the common Tivoli Process Automation Platform to enable integration with other processes via common UI, common workflow engine, common database

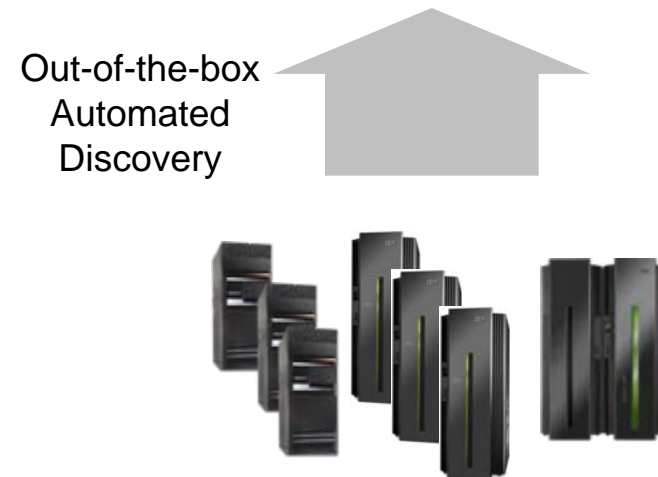
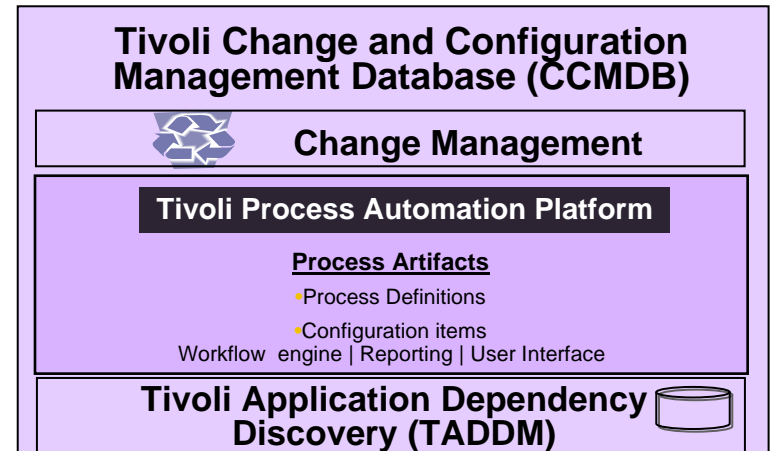


Runs on Linux on System z

Capture and Execute Best Practices

Tivoli Change And Configuration Management Database (CCMDB) – Discover And Manage Changes

- Discover assets and keep track of changes
 - ▶ Discovery library adapter for z/OS
 - ▶ 200 out-of-the-box sensors discover distributed resources
- Automated dependency mapping via application descriptors
 - ▶ Capture information about modules in business applications via descriptors
- Leverages common Tivoli Process Automation Platform to enable integration of change process with other processes
 - ▶ Common UI
 - ▶ Common workflow engine
 - ▶ Common database

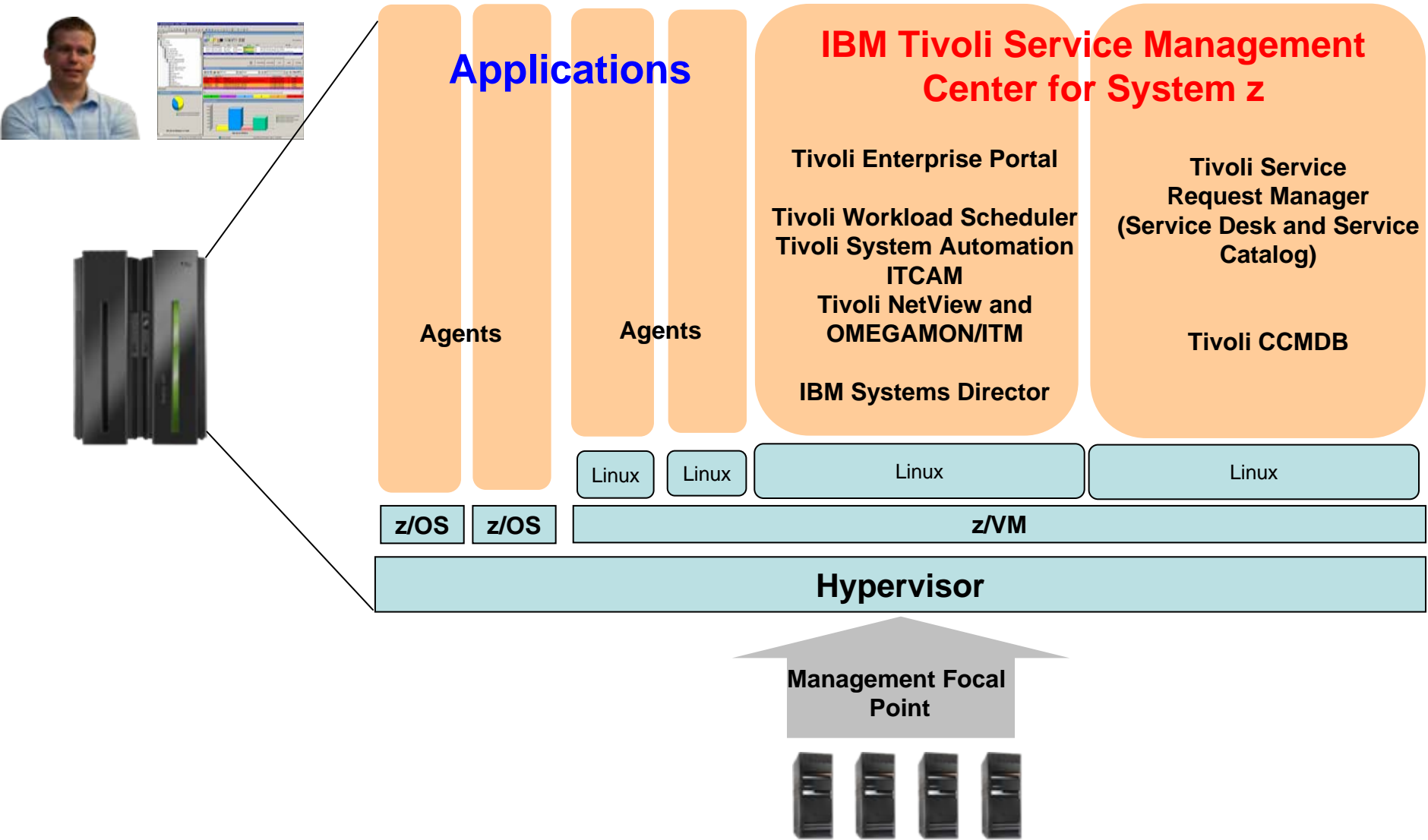


Auto Discover New Assets

Tivoli CCMDB – Control And Automate Change Management Process

- Associate change window with configuration items (managed assets)
 - ▶ Check for schedule conflicts
 - ▶ Prevent changes from occurring outside defined window
- Identify the impact of implementing a change
 - ▶ Identify and record impacted configuration items using discovered relationship data
 - ▶ Subject Matter Experts can document assessment results
 - ▶ Get Approvals from all stakeholders before implementing change
- Out-of-the-box best practices and customizable change management process

Mainframe As A Service Management Hub With Tivoli Service Management Center For System z



System Management Software Costs Less On A Consolidated zLinux Platform

Here are more cost savings...

It costs less to install system management software on zLinux than it does to install comparable software in the unconsolidated environment



IBM


Tivoli Or Computer Associates Solution Used To Manage 100 Distributed Linux Servers



100 Servers (200 PVU or Quad-core for each server)
100 apache
100 WAS
100 DB2

3 authorized administrator licenses; 8 concurrent administrator licenses*

manage



Tivoli CCMDB
Tivoli Service Request Manager
ITCAM for Applications

**Tivoli software
total (5 yr):
\$2,629,960**

OR



CA CMDB
CA Change Manager
CA Service Desk
*CA Unicenter
(database monitor,
web server,
WebSphere)*

**CA software
total (5 yr):
\$6,683,993**

*Customer case used as a basis – 1 authorized user per 40 servers , 1 concurrent user per 13 servers

Tivoli Or CA Software (Distributed) Pricing

Parts	1st Year	2nd-5th Year Maintenance
Tivoli CCMDB (base)	\$83,600	\$66,800
Tivoli CCMDB (VU)	\$50,000	\$40,000
Tivoli CCMDB (authorized user)	\$3,150	\$2520
Tivoli CCMDB (concurrent user)	\$21,040	\$16,800
TSRM (authorized user)	\$8,250	\$6,600
TSRM (concurrent user)	\$55,040	\$44,160
ITCAM for Applications (PVU)	\$1,240,000	\$992,000
TOTAL	\$1,461,080	\$1,168,880

Parts	1st Year	2nd-5th Year Maintenance
CA CMDB	\$50,000	\$40,000
CA CMDB Agent	\$100,000	\$80,000
CA Change Manager	\$10,000	\$8,000
CA Change Manager (user)	\$5385	\$4,308
CA Service Desk (user)	\$38,500	\$30,800
CA Unicenter (database, web server, WebSphere)	\$3,509,400	\$2,807,600
TOTAL	\$3,713,285	\$2,970,708

5 year Tivoli Total: \$2,629,960

5 year CA Total: \$6,683,993

Tivoli Solution Used to Manage 100 Distributed Linux Servers

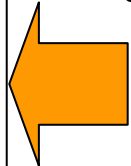


100 Servers (200 PVU or Quad-core for each server)

100 apache
100 WAS
100 DB2

3 authorized administrator licenses; 8 concurrent administrator licenses*

manage



Tivoli CCMDB

Tivoli Service Request Manager

ITCAM for Applications

Tivoli System Automation

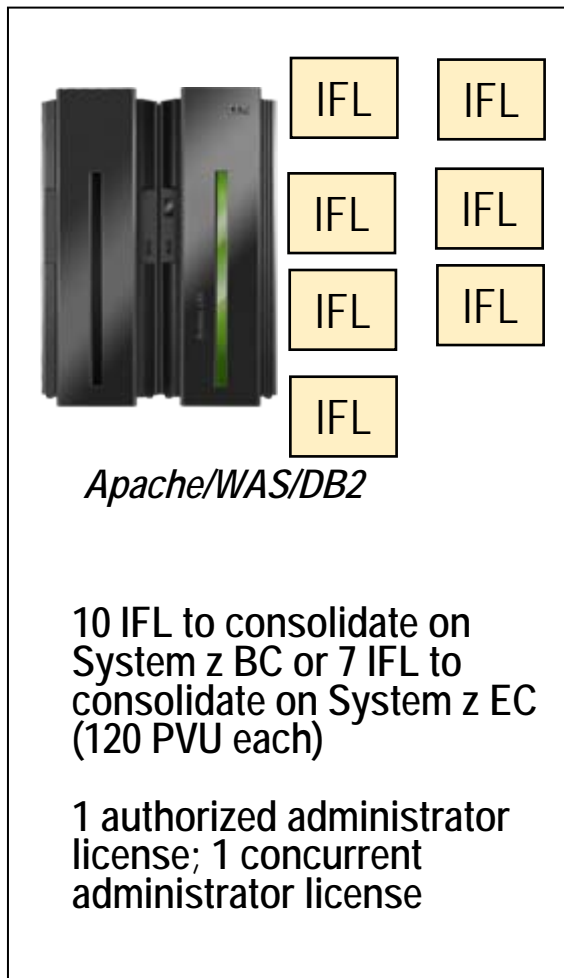
Tivoli Workload Scheduler

**Tivoli software
total (5 yr):
\$4,855,960**

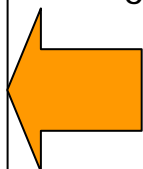
Parts	1st Year	2nd-5th Year Maintenance
Tivoli CCMDB (base)	\$83,600	\$66,800
Tivoli CCMDB (VU)	\$50,000	\$40,000
Tivoli CCMDB (authorized user)	\$3,150	\$2520
Tivoli CCMDB (concurrent user)	\$21,040	\$16,800
TSRM (authorized user)	\$8,250	\$6,600
TSRM (concurrent user)	\$55,040	\$44,160
ITCAM for Applications (PVU)	\$1,240,000	\$992,000
Tivoli System Automation (PVU)	\$660,000	\$528,000
Tivoli Workload Scheduler (PVU)	\$576,000	\$462,000
TOTAL	\$2,697,080	\$2,158,880

*Customer case used as a basis – 1 authorized user per 40 servers , 1 concurrent user per 13 servers

Tivoli Solution On zLinux Used To Manage Consolidated Environment On zLinux



manage



Tivoli CCMDB

Tivoli Service Request Manager

ITCAM for Applications

Tivoli System Automation

Tivoli Workload Scheduler

5 year Tivoli software total on System z BC : \$450,850

5 year Tivoli software total on System z EC : \$367,906

Parts	1st Year	2nd-5th Year (Maint)
Tivoli CCMDB (base)	\$83,600	\$66,800
Tivoli CCMDB (VU)	\$3,500	\$2,800
Tivoli CCMDB (authorized user)	\$1,050	\$840
Tivoli CCMDB (concurrent user)	\$2,630	\$2,100
TSRM (authorized user)	\$2,750	\$2,200
TSRM (concurrent user)	\$6,880	\$5,520
ITCAM for Applications (PVU)	\$52,080	\$41,664
Tivoli System Automation (PVU)	\$24,192	\$19,404
Tivoli Workload Scheduler (PVU)	\$27,720	\$22,176
TOTAL (EC)	\$204,402	\$163,504

IBM Tivoli on System z Pricing

Parts	1st Year	2nd-5th Year (Maint)
Tivoli CCMDB (base)	\$83,600	\$66,800
Tivoli CCMDB (VU)	\$5,000	\$4,000
Tivoli CCMDB (authorized user)	\$1,050	\$840
Tivoli CCMDB (concurrent user)	\$2,630	\$2,100
TSRM (authorized user)	\$2,750	\$2,200
TSRM (concurrent user)	\$6,880	\$5,520
ITCAM for Applications (PVU)	\$74,400	\$59,520
TOTAL (EC)	\$176,310	\$140,980

Parts	1st Year	2nd-5th Year (Maint)
Tivoli CCMDB (base)	\$83,600	\$66,800
Tivoli CCMDB (VU)	\$3,500	\$2,800
Tivoli CCMDB (authorized user)	\$1,050	\$840
Tivoli CCMDB (concurrent user)	\$2,630	\$2,100
TSRM (authorized user)	\$2,750	\$2,200
TSRM (concurrent user)	\$6,880	\$5,520
ITCAM for Applications (PVU)	\$52,080	\$41,664
TOTAL (EC)	\$152,490	\$121,924

**5 year Tivoli software
total on System z BC :
\$317,290**

**5 year Tivoli software
total on System z EC :
\$274,414**

Summary

Manage your Dynamic Infrastructure with a Service Management hub to lower your costs, increase service levels and help you be more responsive



IBM

