

Gentran Integration Suite



CLA2 Upgrade Impacts

Version 4.3 Build 4325 Interim Fix 1

Gentran Integration Suite



CLA2 Upgrade Impacts

Version 4.3 Build 4325 Interim Fix 1

Note

Before using this information and the product it supports, read the information in "Notices" on page 15.

Copyright

This edition applies to Version 4 Release 3 Build 4325 Interim Fix 1 of Gentran Integration Suite and to all subsequent releases and modifications until otherwise indicated in new editions.

© **Copyright IBM Corporation 2000, 2013.**

US Government Users Restricted Rights – Use, duplication or disclosure restricted by GSA ADP Schedule Contract with IBM Corp.

Contents

Chapter 1. CLA2 Background	1	Chapter 6. CLA2 Server - Optional Configurations	11
Chapter 2. Summary of Changes	3	Chapter 7. CLA2 Potential Error Cases	13
Chapter 3. Upgrade Impacts - CLA2 Server	5	Notices	15
Chapter 4. Upgrade Impacts - Adapters	7		
Chapter 5. Upgrade Impacts - CLA2 Certificates and Key Management	9		

Chapter 1. CLA2 Background

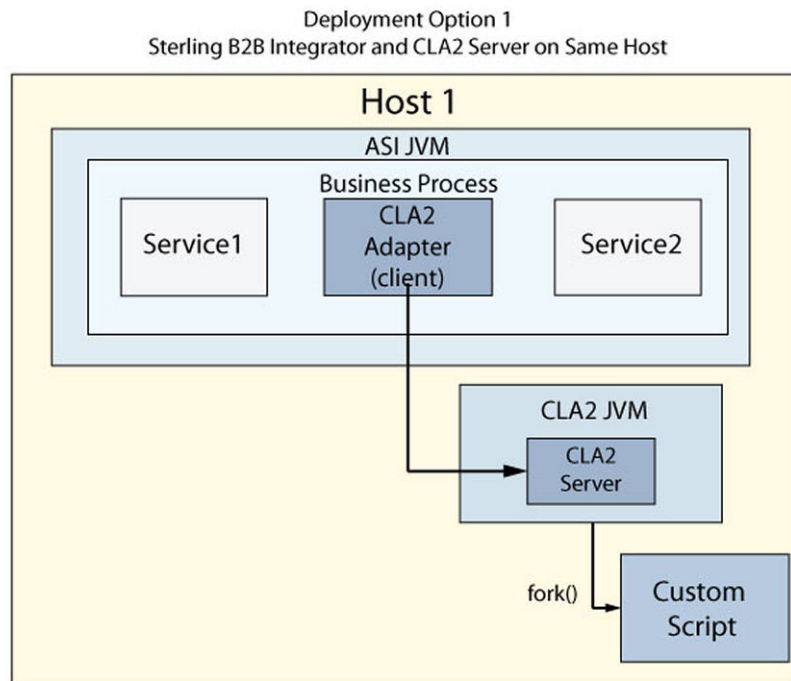
Before you can understand the impact that upgrading to the new Command Line Adapter 2 (CLA2) version will have on your system, you should first review what the CLA2 does.

The CLA2 enables Sterling B2B Integrator to run executable programs, scripts, or operating system commands from a business process.

When the CLA2 runs a command, the java Run Time.exec() method is called to fork the JVM and runs the command. The fork call works by making a complete copy of the running process before it runs the new command. Running this inside of the ASI JVM would require a large amount of memory. For this reason, CLA2 is a separate JVM with a small memory footprint. The CLA2 server accepts commands, runs them, and returns the results.

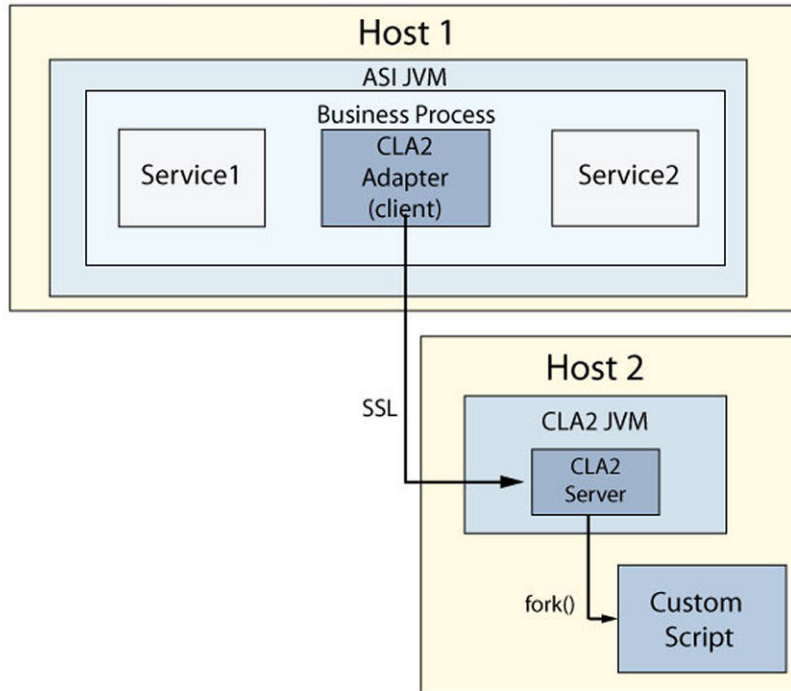
The CLA2 server can be deployed locally or remotely.

The following diagram illustrates how the ASI JVM can be deployed locally, on the same host as the CLA2 server.



The following diagram illustrates how the ASI JVM can be deployed remotely, on a different host from the CLA2 server.

Deployment Option 2
Sterling B2B Integrator and CLA2 Server on Different Hosts



Chapter 2. Summary of Changes

This is a summary of the items that changed or were updated in CLA2 on your system as a result of upgrading to this Fix Pack

The following list contains information about the changes that were made to CLA2:

- The local CLA2 server is disabled by default and will not start automatically. You must enable the local CLA2 server in order to use it.
- The local CLA2 server will only bind to localhost. This is the default behavior. It will prevent off-machine connections.
- Audit log entries (separate from debug) are generated by the CLA2 server:
03-19-2013 14:26:01:938 (161352094) AUDIT CmdLine2Thread.runCommand()
: Originating hostname:/127.0.0.1:36726 Connected to:/127.0.0.1:4152
with WFID :1008 with cmdLine : ls -la
- Optional support for channel encryption using SSL is provided.
- Optional support for authentication that is based on cryptographic signing is provided.
- Management scripts are provided to help deploy remotely, start and stop, and set up a Windows service.
- A regression suite specific to CLA2 is provided to verify all CLA2 functionality.
- An option to show the command string in the status report of the CLA2 adapter in the BP tracking screen is provided. To enable this feature, set the following property in the customer_overrides.properties file:
cla2client.showCommandInStatusRpt=true
- The SWIFTNet adapter includes all listed changes to CLA2.
- The PGP adapter includes all listed changes to CLA2.
- The product documentation is updated to include all listed changes to CLA2.

Chapter 3. Upgrade Impacts - CLA2 Server

The following upgrade impacts apply to the CLA2 server.

- If you want to use CLA2, you must enable the CLA2 server after you apply the Interim Fix. It is disabled by default. If you don't enable the server, the business process will fail with a connection error. The local CLA2 server is enabled by adding the following parameter to the `sandbox.cfg` file and running the **setupfiles.sh** script:

```
LAUNCH_CLA2_SERVER=true
```

- The local CLA2 server is intended to run commands only from the local ASI JVM. If you execute commands from a remote ASI JVM, you must configure the local CLA2 server to bind on network interfaces other than localhost. Add the following parameter to the `customer_overrides.properties` file for each cluster node:

```
cla2server.CLA2NetworkHost=ALL
```

- You must redeploy any remote CLA2 servers because they contain new jar files, properties, configuration files, and scripts. If the remote CLA2 server is not redeployed, the business process will fail with the following error:

```
CmdLine2Impl.processResult: The CommandLine2 Adapter may be pointed a  
CommandLine2 Server that is running an old version of the CLA2Client.jar  
and therefore needs to be updated and configured properly
```

- To have thread and heap dumps displayed on the JVM Monitor page, you must enable the CLA2 local server. The following message is displayed if the local CLA2 server is not enabled:

```
CommandLine2 Adapter is not enabled and must be enabled to take a thread  
dump through the JVM Monitor. Alternatively you may take a thread dump at  
the command line.
```

- The SWIFTNet and PGP adapters use the CLA2 adapter. All listed changes to CLA2 adapter also apply to those adapters.

Chapter 4. Upgrade Impacts - Adapters

This topic explains any upgrade impacts to the default adapter configurations and customer-specific configurations (if any) that you added for CLA2.

Configurations for the CLA2, SWIFTNet, and PGP adapters that are shipped with the product are set up by default to point to the correct security artifacts. No changes are needed for these adapter configurations.

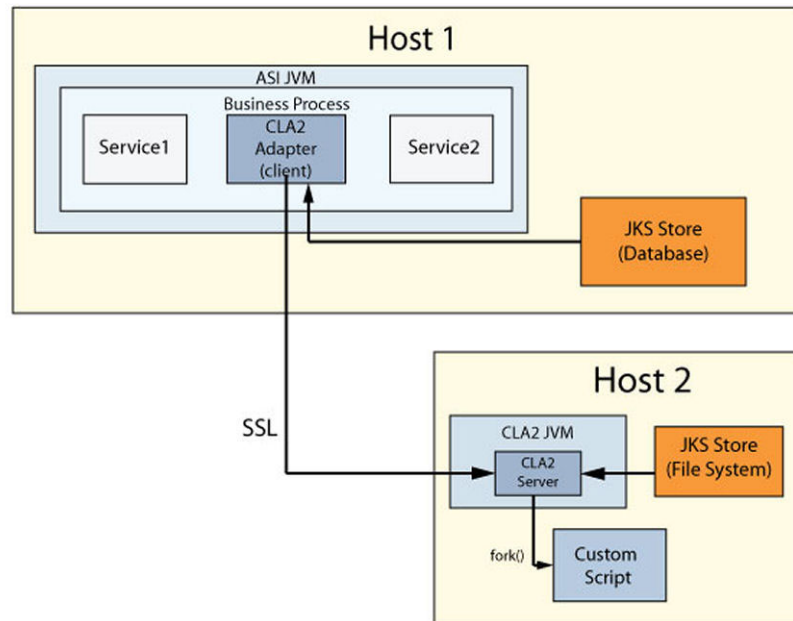
However, any custom adapter configurations you created for CLA2, PGP, or SWIFTNet must be edited and configured as required to set the new **Access Authentication** and **Use SSL** features.

Chapter 5. Upgrade Impacts - CLA2 Certificates and Key Management

There are several upgrade impacts to certificate and key management:

- The authentication option in CLA2 requires a private key to be checked into the system certificate UI. The private key is referenced when you configure the adapter. The public key must be made available to the CLA2 server through a JKS file.
- The SSL option in CLA2 requires a CA certificate to be checked into the CA certificates UI. The CA is referenced when you configure the adapter. The private key must be made available to the CLA2 server through a JKS file.
- Updates to all of these keys and certificates can be made through the UI and any tool that supports modifying the JKS file, such as the keytool in the JDK.
- When you apply the patch, default keys are created in the database and exported to a JKS file so that they are available to the local CLA2 server. The same keys can be used for remote CLA2 servers.
- The certificates and keys are not checked for expiration.
- All remote CLA2 servers must use the same keys. The CLA2 adapter must be configured to use only one signing key and one CA certificate.

The following diagram shows the relationship between the ASI JVM, with a JKS database store, and a remote CLA2 server, with a file system JKS store.



Chapter 6. CLA2 Server - Optional Configurations

Depending on your business needs, there are several optional configurations that you can set on the server. All of these options can be configured through customer overrides for a local CLA2 server, and through the CLA2 server properties file for a remote CLA2 server.

Table 1. Optional server configurations

Server Setting	Description
Debug	Debug has been expanded to show more information. Debug should only be used during problem diagnosis. Debug can be enabled using debug=Yes. Debug is disabled by default.
Audit	Audit entries have been added to show which user ran which commands and when. Audit is enabled by setting audit=Yes. Audit is enabled by default.
SSLRequired	SSL is disabled by default but can be enabled by setting SSLRequired=Yes for the CLA2 server. Correspondingly, the CLA2 adapter must also have SSL enabled.
enableAuthentication	Authentication is enabled by default. It can be disabled by setting enableAuthentication=false
CLA2NetworkHosts	Use a comma-separated list of network interfaces to bind against, or the keyword ALL to indicate that the server should bind to all network interfaces. The default is to bind to localhost only.
securityTimeout	Amount of time in seconds that a signed command is valid. After this time, authentication will fail with a security timeout violation. On slow systems, this timeout can be extended.

Chapter 7. CLA2 Potential Error Cases

The following items can be used to troubleshoot your CLA2 implementation:

Table 2. Troubleshooting Tips

Symptom	Possible Solution
You are using CLA2, and are having a problem with CLA2 (SWIFTNet or PGP).	<p>Make sure that the local CLA2 server is enabled. The following error message was probably displayed during startup:</p> <pre>CmdLine2 Client is disabled. Not starting CmdLine2 Client... If you wish to enable starting of the CmdLine2 Client be sure to set or add LAUNCH_CLA2_SERVER=true in sandbox.cfg.</pre> <p>This is the first thing that you should check for.</p>
A service call failed with an error.	The CLA2 server (local or remote) is configured to require authentication, but the adapter is not configured to sign the commands.
A service call failed with an error.	The CLA2 server (local or remote) is configured to require SSL, but the adapter is not configured to use SSL.
The following error is displayed: <pre>java.io.InvalidClassException: com.sterlingcommerce.woodstock.services.cmdline2.CmdLine2Result; local class incompatible: stream classdesc serialVersionUID = 3543723007161392447, local class serialVersionUID = 42</pre>	If the remote CLA2 server was not redeployed to pick up the latest classes, the CLA2 service call will fail with this error. Update the remote CLA2 server.
Issues reading the JKS file.	The same major version of the JDK must be used on the CLA2 server that is used in Sterling B2B Integrator. If the JDKs do not match, the system will have trouble reading the JKS file.

Notices

This information was developed for products and services offered in the U.S.A.

IBM® may not offer the products, services, or features discussed in this document in other countries. Consult your local IBM representative for information on the products and services currently available in your area. Any reference to an IBM product, program, or service is not intended to state or imply that only that IBM product, program, or service may be used. Any functionally equivalent product, program, or service that does not infringe any IBM intellectual property right may be used instead. However, it is the user's responsibility to evaluate and verify the operation of any non-IBM product, program, or service.

IBM may have patents or pending patent applications covering subject matter described in this document. The furnishing of this document does not grant you any license to these patents. You can send license inquiries, in writing, to:

IBM Director of Licensing

IBM Corporation

North Castle Drive

Armonk, NY 10504-1785

U.S.A.

For license inquiries regarding double-byte character set (DBCS) information, contact the IBM Intellectual Property Department in your country or send inquiries, in writing, to:

Intellectual Property Licensing

Legal and Intellectual Property Law

IBM Japan Ltd.

19-21, Nihonbashi-Hakozakicho, Chuo-ku

Tokyo 103-8510, Japan

The following paragraph does not apply to the United Kingdom or any other country where such provisions are inconsistent with local law:

INTERNATIONAL BUSINESS MACHINES CORPORATION PROVIDES THIS PUBLICATION "AS IS" WITHOUT WARRANTY OF ANY KIND, EITHER EXPRESS OR IMPLIED, INCLUDING, BUT NOT LIMITED TO, THE IMPLIED WARRANTIES OF NON-INFRINGEMENT, MERCHANTABILITY OR FITNESS FOR A PARTICULAR PURPOSE. Some states do not allow disclaimer of express or implied warranties in certain transactions, therefore, this statement may not apply to you.

This information could include technical inaccuracies or typographical errors. Changes are periodically made to the information herein; these changes will be

incorporated in new editions of the publication. IBM may make improvements and/or changes in the product(s) and/or the program(s) described in this publication at any time without notice.

Any references in this information to non-IBM Web sites are provided for convenience only and do not in any manner serve as an endorsement of those Web sites. The materials at those Web sites are not part of the materials for this IBM product and use of those Web sites is at your own risk.

IBM may use or distribute any of the information you supply in any way it believes appropriate without incurring any obligation to you.

Licensees of this program who wish to have information about it for the purpose of enabling: (i) the exchange of information between independently created programs and other programs (including this one) and (ii) the mutual use of the information which has been exchanged, should contact:

IBM Corporation

J46A/G4

555 Bailey Avenue

San Jose, CA 95141-1003

U.S.A.

Such information may be available, subject to appropriate terms and conditions, including in some cases, payment of a fee.

The licensed program described in this document and all licensed material available for it are provided by IBM under terms of the IBM Customer Agreement, IBM International Program License Agreement or any equivalent agreement between us.

Any performance data contained herein was determined in a controlled environment. Therefore, the results obtained in other operating environments may vary significantly. Some measurements may have been made on development-level systems and there is no guarantee that these measurements will be the same on generally available systems. Furthermore, some measurements may have been estimated through extrapolation. Actual results may vary. Users of this document should verify the applicable data for their specific environment.

Information concerning non-IBM products was obtained from the suppliers of those products, their published announcements or other publicly available sources. IBM has not tested those products and cannot confirm the accuracy of performance, compatibility or any other claims related to non-IBM products. Questions on the capabilities of non-IBM products should be addressed to the suppliers of those products.

All statements regarding IBM's future direction or intent are subject to change or withdrawal without notice, and represent goals and objectives only.

All IBM prices shown are IBM's suggested retail prices, are current and are subject to change without notice. Dealer prices may vary.

This information is for planning purposes only. The information herein is subject to change before the products described become available.

This information contains examples of data and reports used in daily business operations. To illustrate them as completely as possible, the examples include the names of individuals, companies, brands, and products. All of these names are fictitious and any similarity to the names and addresses used by an actual business enterprise is entirely coincidental.

COPYRIGHT LICENSE:

This information contains sample application programs in source language, which illustrate programming techniques on various operating platforms. You may copy, modify, and distribute these sample programs in any form without payment to IBM, for the purposes of developing, using, marketing or distributing application programs conforming to the application programming interface for the operating platform for which the sample programs are written. These examples have not been thoroughly tested under all conditions. IBM, therefore, cannot guarantee or imply reliability, serviceability, or function of these programs. The sample programs are provided "AS IS", without warranty of any kind. IBM shall not be liable for any damages arising out of your use of the sample programs.

Each copy or any portion of these sample programs or any derivative work, must include a copyright notice as follows:

© IBM 2013. Portions of this code are derived from IBM Corp. Sample Programs. © Copyright IBM Corp. 2013.

If you are viewing this information softcopy, the photographs and color illustrations may not appear.

Trademarks

IBM, the IBM logo, and [ibm.com](http://www.ibm.com)[®] are trademarks or registered trademarks of International Business Machines Corp., registered in many jurisdictions worldwide. Other product and service names might be trademarks of IBM or other companies. A current list of IBM trademarks is available on the Web at "Copyright and trademark information" at <http://www.ibm.com/legal/copytrade.shtml>.

Adobe, the Adobe logo, PostScript, and the PostScript logo are either registered trademarks or trademarks of Adobe Systems Incorporated in the United States, and/or other countries.

IT Infrastructure Library is a registered trademark of the Central Computer and Telecommunications Agency which is now part of the Office of Government Commerce.

Intel, Intel logo, Intel Inside, Intel Inside logo, Intel Centrino, Intel Centrino logo, Celeron, Intel Xeon, Intel SpeedStep, Itanium, and Pentium are trademarks or registered trademarks of Intel Corporation or its subsidiaries in the United States and other countries.

Linux is a registered trademark of Linus Torvalds in the United States, other countries, or both.

Microsoft, Windows, Windows NT, and the Windows logo are trademarks of Microsoft Corporation in the United States, other countries, or both.

ITIL is a registered trademark, and a registered community trademark of the Office of Government Commerce, and is registered in the U.S. Patent and Trademark Office.

UNIX is a registered trademark of The Open Group in the United States and other countries.

Java™ and all Java-based trademarks and logos are trademarks or registered trademarks of Oracle and/or its affiliates.

Cell Broadband Engine is a trademark of Sony Computer Entertainment, Inc. in the United States, other countries, or both and is used under license therefrom.

Linear Tape-Open, LTO, the LTO Logo, Ultrium and the Ultrium Logo are trademarks of HP, IBM Corp. and Quantum in the U.S. and other countries.

Connect Control Center®, Connect:Direct®, Connect:Enterprise®, Gentran®, Gentran®:Basic®, Gentran:Control®, Gentran:Director®, Gentran:Plus®, Gentran:Realtime®, Gentran:Server®, Gentran:Viewpoint®, Sterling Commerce™, Sterling Information Broker®, and Sterling Integrator® are trademarks or registered trademarks of Sterling Commerce®, Inc., an IBM Company.

Other company, product, and service names may be trademarks or service marks of others.



Product Number:

Printed in USA