

# A Fresh Look at the Mainframe

Productive Tools for  
Application Development

## ODI Needs Productive Developer Tools

We have a lot of new solutions to build. If I build them all on System z, I will have to find more System z development skills



On Demand Insurance  
CIO

With modern tools like WebSphere Developer for zSeries, you can double the productivity of your existing team



IBM

## WebSphere Developer for zSeries (WDz)

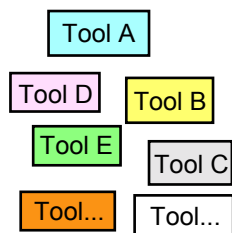
- IBM's latest tool for System z development
  - ▶ Version 6.0.1 announced Nov 2005
- Single integrated tool for developing mainframe applications using both traditional and newer technologies
  - ▶ Develop traditional COBOL/PL1/ASM/JCL/BMS/EGL applications
  - ▶ Develop Java/J2EE and Web applications, including JSF and struts
- Boosts developer productivity compared to green screen tools
  - ▶ Workstation tool based on Eclipse
- Leverage existing assets in a Service Oriented Architecture
  - ▶ Quickly expose CICS transactions as native services
  - ▶ Visually wire together CICS transactions into a business flow

03 - Productive Developer Tools v3.5.ppt


3

## WDz is Built on Eclipse Eclipse Provides an Integrated Toolset

### Individual Tools



### Integrated Tools



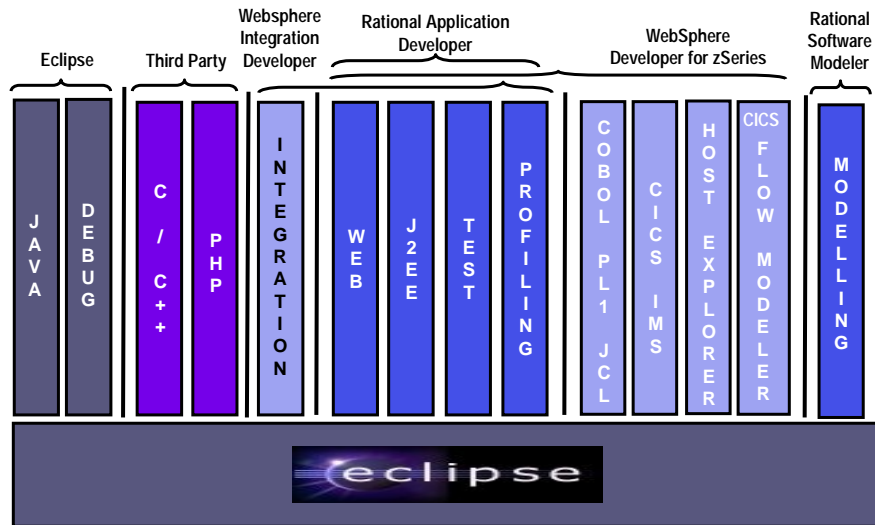
- Challenges:
  - ▶ Each task requires different tool
  - ▶ Multiple repositories
  - ▶ Multiple skills required for each tool
  - ▶ Different look and feel
  - ▶ Different semantics
  - ▶ Difficult to manage
  - ▶ Duplicate functions
- Benefits:
  - ▶ Tools integrated on open source platform
  - ▶ Consistent User Interface
  - ▶ Same semantics
  - ▶ Supports multiple roles
  - ▶ Common Repository between all tools
  - ▶ Pluggable tools framework
  - ▶ Integrated Test Environment

03 - Productive Developer Tools v3.5.ppt

4

## IBM Tools for SOA Development

Function delivered as perspectives in eclipse



03 - Productive Developer Tools v3.5.ppt

5

## WDz Highlights for Traditional Development

- Interactive, workstation-based environment
  - ▶ Interactive access to z/OS
  - ▶ Work with host files as though they are local
- Boosts developer productivity compared to “green screen” tools
  - ▶ Interactive edit/compile/debug on the workstation
    - Work offline or online
  - ▶ TSO commands, job generation, submission, remote debug to z/OS
  - ▶ Language sensitive editors

03 - Productive Developer Tools v3.5.ppt

6

## Interactive Access to z/OS

- Connect to z/OS system using Remote System Explorer
- Work with host libraries and datasets
- Job generation, submission, and monitoring
- TSO/USS command execution
- Mainframe integration:
  - ▶ Issue TSO commands or jobs from desktop
  - ▶ Full screen 3270 access
- Host Source Code Management (SCM) access through CARMA (Common Access Repository Manager)
  - ▶ Unified interface for accessing different host based SCM tools

03 - Productive Developer Tools v3.5.ppt

7

## DEMO: Introducing WebSphere Developer for zSeries

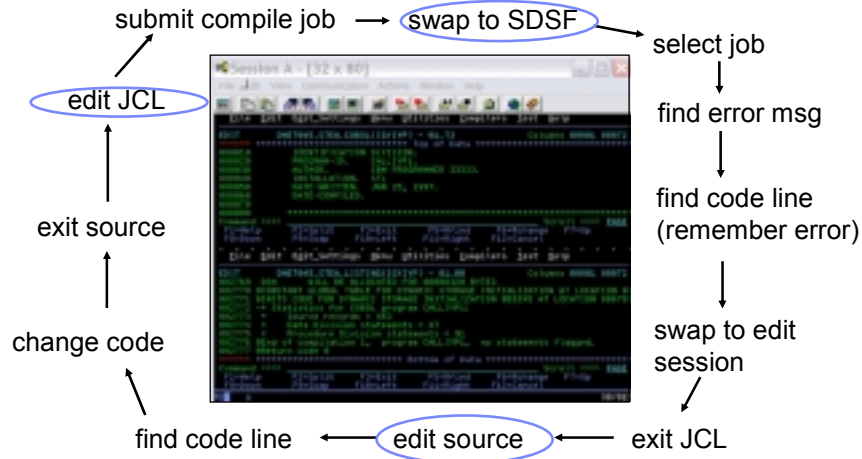
- Perspectives and views
- Remote System Explorer
- Working with host datasets
- Language-sensitive COBOL editor



03 - Productive Developer Tools v3.5.ppt

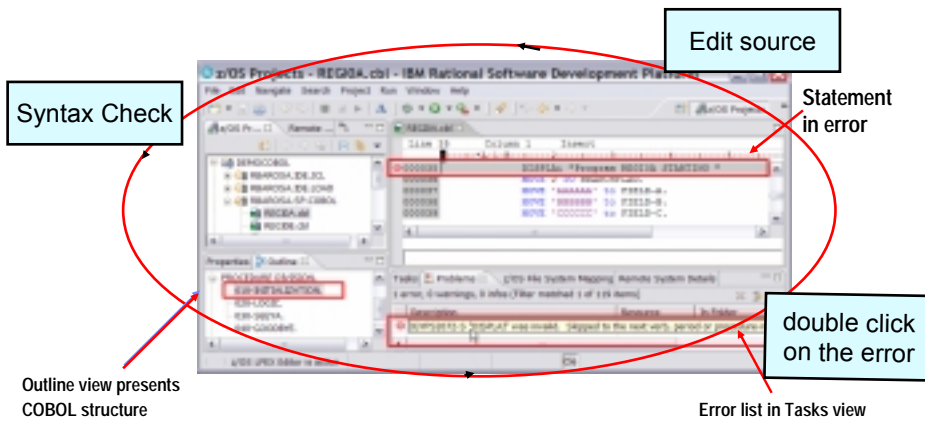
8

# ISPF: How Does Traditional “Green Screen” Development Work?



- Programmer goes through a sequence of screens in order to get the job done
  - ▶ 3.4 listings, job listings, SDSF outputs, etc.
- Programmer is constantly flipping back and forth between these ISPF screens

# Simplified Development with WDz Perspectives



**Benefit: Simplified development for COBOL and PL/1 through intuitive, interactive screens**

## WDz Advantages Over Traditional Host-based Tools

- Do multiple concurrent activities
  - ▶ With WDz, developer can multitask, all of the required perspectives are readily available
  - ▶ ISPF allows a maximum of 3 concurrent activities
    - No such limit in WDz
- Capabilities of a GUI editor
  - ▶ Color coding, Content assist, Outline view ..and many others
- Visual debugging
  - ▶ Identify problems quickly and intuitively

03 - Productive Developer Tools v3.5.ppt

11

## Productivity Features for COBOL, PL/1 Programmers: Content Assist

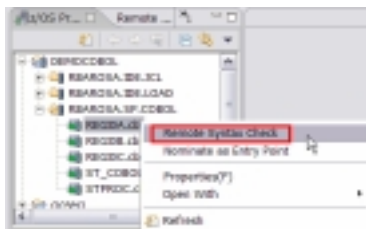
Content Assist completes keywords, statements and data names

**Benefit: Developers complete code more accurately and efficiently**

03 - Productive Developer Tools v3.5.ppt

12

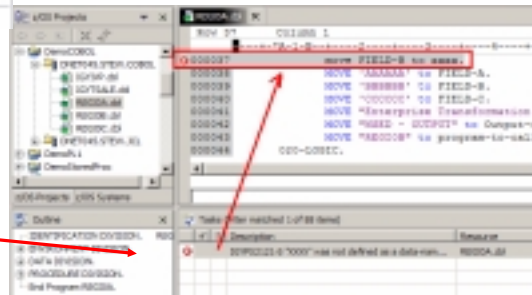
## Productivity Features for COBOL, PL/1 Programmers: Syntax Checking



Do local or remote syntax checking..

**Benefit: Developers don't have to wait till compile time to check syntax**

Just double-click to find the error



03 - Productive Developer Tools v3.5.ppt

13

## Productivity Features for COBOL, PL/1 Programmers: Compare Two Files

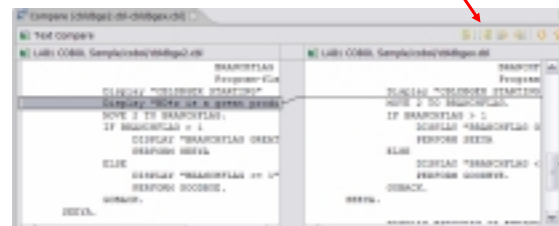
*Underlying Eclipse Productivity Features are Available for z/OS Assets...*



Navigate through and merge differences using icons



**Benefit: Productivity maintaining COBOL/PL1/JCL files**

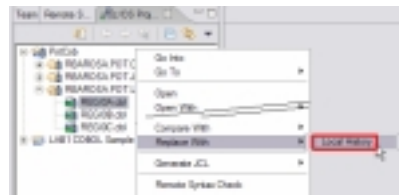


03 - Productive Developer Tools v3.5.ppt

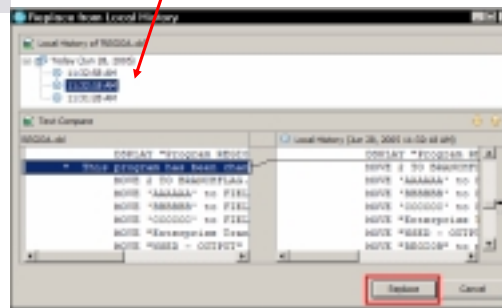
14

## Productivity Features for COBOL, PL/1 Programmers: Replace with Local History

*Underlying Eclipse Productivity Features are Available for z/OS Assets...*



Keep as many local versions as you want and compare with the z/OS current version..



**Benefit: Productivity maintaining COBOL/PL1/JCL files**

03 - Productive Developer Tools v3.5.ppt

15

## DEMO: WebSphere Developer for zSeries Productivity Features

- Content assist
- Syntax checking
- Compare two files
- Local history



03 - Productive Developer Tools v3.5.ppt

16



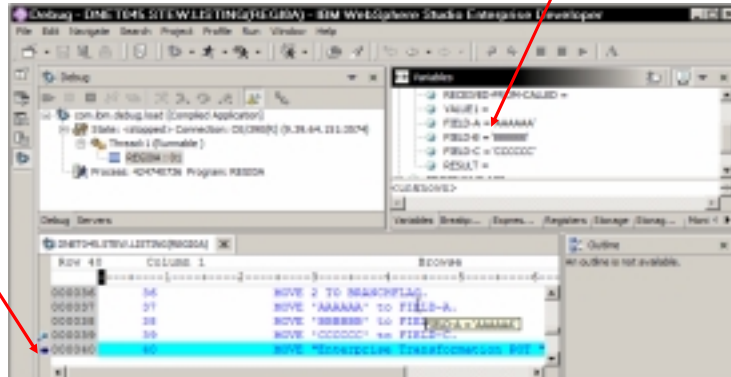


# Productivity Features for COBOL, PL/1 Programmers: Remote/Local Debug

- Same Debug Perspective used for COBOL, PL/1 & Java, etc..
- WdZ is the ONLY product in the market that does END-to-END debug.. you can debug HTML --> JSP --> Java --> COBOL on z/OS... in the same IDE

Change contents, etc..

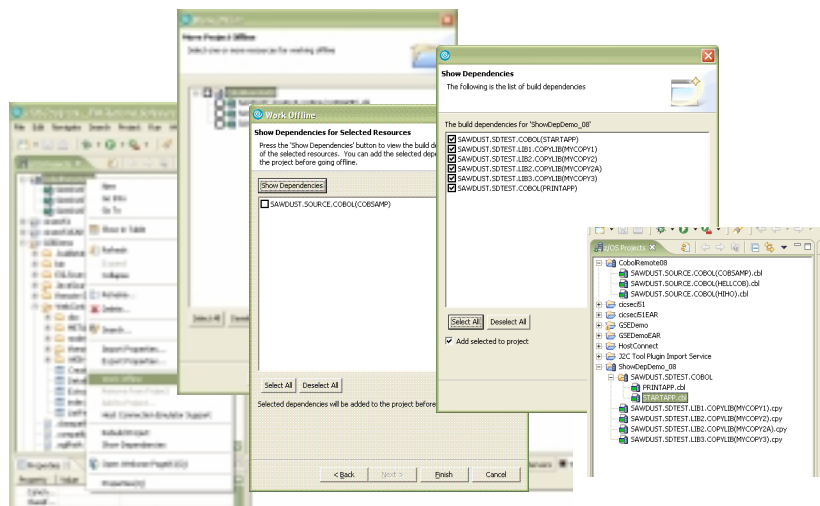
Breakpoints, watchpoints, Jump to, Run to etc..



**Benefit: Consistent debugging environment for COBOL, PL/1, Java**

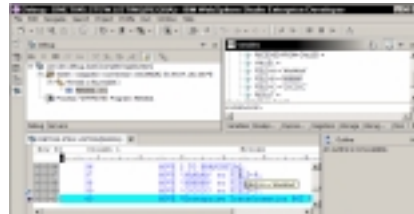
# Enhanced Offline Capabilities

- Work offline or online
- Show dependencies
- Wizard to bring all dependent files that need to be in the project



## DEMO: Developing a Host Application Using WDz

- Edit/Compile/Debug
- Show use of WDz productivity features
  - ▶ Write COBOL code, use Content Assist, syntax Check
  - ▶ Generate JCL for Compile-Link-Go, submit
  - ▶ Use Visual Debugger to walk through code as it executes



03 - Productive Developer Tools v3.5.ppt

21

## Productive Developer Tools for SOA Solutions

How about support for newer technologies like Web pages, Web Services and SOA?



On Demand Insurance  
CIO

Remember, we already used WebSphere Developer for zSeries to help build parts of that external broker solution. Let's review what it can do.



IBM

03 - Productive Developer Tools v3.5.ppt

22

## WDz Highlights for Web and SOA Solutions

- SOA and Web Services Development
  - ▶ Quickly expose CICS transactions as services
    - XML Services for the Enterprise
  - ▶ Visually wire together CICS transactions into a business flow
    - Service Flow Modeler
- Web UI Development
  - ▶ Intuitive, drag-and-drop visual construction of user interfaces based on open standards
    - JSF, SDO and Struts

## Web UI Development

- Leverage the full web development capabilities of Rational Application Developer
  - ▶ Tools to develop, test and deploy standards-based web applications
- Visual, interactive Web development
  - ▶ Develop Static and Dynamic Web pages
    - HTML, Java Server Pages, J2EE
    - Templates, Stylesheets, Web Diagrams
  - ▶ Java Server Faces (JSF)
    - Drag and drop User Interface components onto web page
  - ▶ Struts
    - Implement a model-view-controller design for web applications
- Enterprise Generation Language (EGL) Java/Web development
  - ▶ Code in higher level language, then generate to language of choice (Java or COBOL)
    - Tight integration with Java Server Faces

## WebSphere Developer for zSeries Dramatically Lowers the Cost of Development for System z

- Productivity Increases over ISPF:
  - ▶ COBOL and PL/I Traditional Development
    - + 5% in program understanding
    - +10% in edit activities
    - +30% in compile/debug activities
  - ▶ Web Services and SOA development
    - +300% in programmer productivity
- Workstation based edit, compile, debug saves mainframe cycles
  - 80% reduction in cost of compiles

Based on customer studies at Fiducia, Deutsche Bank AG, Nationwide, etc.

03 - Productive Developer Tools v3.5.ppt

25

## Discover Your Assets on the Mainframe

How do I discover what assets exist? If I make changes, what other systems or applications will be impacted?



On Demand Insurance  
CIO

WebSphere Studio Asset Analyzer can help you



IBM

03 - Productive Developer Tools v3.5.ppt

26

## WebSphere Studio Asset Analyzer (WSAA)

- Powerful tool for Discovery and Impact Analysis
  - ▶ Search for application assets
  - ▶ Understand asset structure and relations
  - ▶ Perform data flow and impact analysis
  - ▶ Extract code for re-use
- Supports both mainframe and distributed assets
- Results are displayed in easy-to-read graphical windows
  - ▶ Web Interface available

03 - Productive Developer Tools v3.5.ppt

27

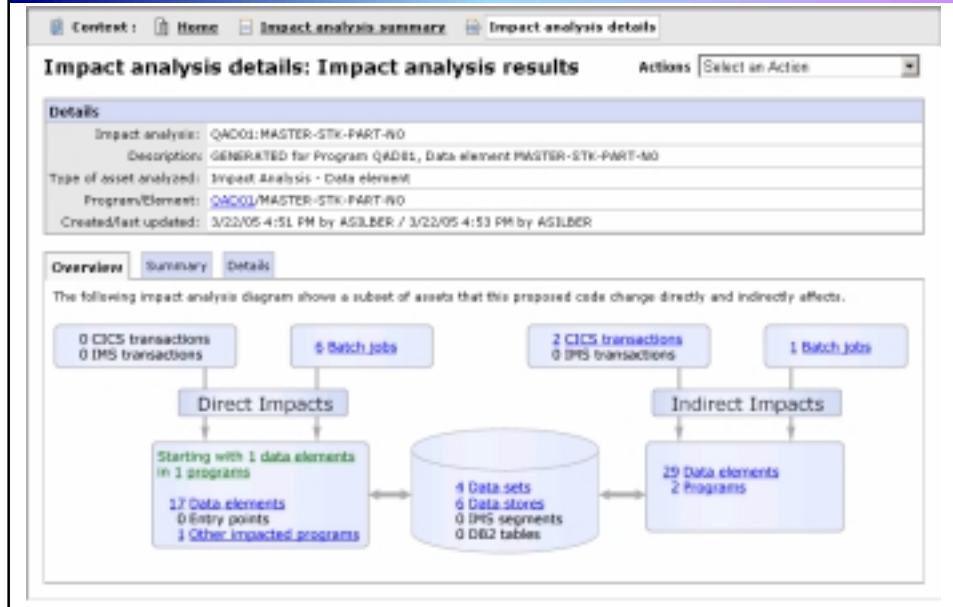
## WSAA Can Discover and Take Inventory of a Wide Variety of Mainframe Assets

- Source code: COBOL (including copybooks), PL/I, assembler, and JCL
  - ▶ Source code can be in a partitioned data set (PDS or PDSE) or controlled by a source control management (SCM) product.
- CICS online regions and transactions
- IMS subsystems and transactions
- SQL statements (DCLCURSOR, DCLTABLE, DELETE, FETCH, INSERT, SELECT, UPDATE)
- DB2 catalogs (columns, stored procedures, systems, tables, and views)
- MQ calls and queues

03 - Productive Developer Tools v3.5.ppt

28

# What Is the Impact of a Proposed Change? WSAA Provides Graphical Results



# Component Reuse through Code Extraction

- Use WSAA to identify a segment of code within a COBOL program that you want to reuse in an SOA, then select that code for extraction.
- WSAA will generate a program, and necessary data structures, and if possible a complement program to invoke the newly generated program.

**Code extraction**

Select a line, range of lines (by holding the **Shift** key or dragging the mouse), or multiple ranges of lines (by using the **Ctrl** key) from the following **ACCTINDX** source.

```

62 | PROCEDURE DIVISION.                68000000
63 | OPEN INPUT ACCT-FILE              70000000
64 | OPEN OUTPUT ACCT-SAM              72000000
65 | READ-MASTER.                      74000000
66 | READ ACCT-FILE NEXT INTO ACCTREC  76000000
67 | AT END GO TO END-MASTER.         78000000
68 | MOVE CORRESPONDING ACCTREC TO ACCTPRC. 80000000
69 | WRITE ACCTPRC                    82000000
70 | GO TO READ-MASTER.               84000000
71 | END-MASTER.                      86000000
72 | CLOSE ACCT-FILE                  88000000
73 | CLOSE ACCT-SAM                   94000000
74 | STOP RUN.                        97000000
        
```

Process Close

**Code extraction results**

Below are the results of the code extracted from **ACCTINDX**. The extracted code includes the lines that you selected. You can copy either the extracted code or the complement code to the clipboard to paste into an editor or application.

Extracted code	Complement code
1.	IDENTIFICATION DIVISION.
2.	PROGRAM-ID. EXTRACT.
3.	/
4.	ENVIRONMENT DIVISION.
5.	/
6.	DATA DIVISION.
7.	WORKING-STORAGE SECTION.
8.	LANGUAGE SECTION.
9.	***
10.	*** Input Declaration
11.	***
12.	PD ACCT-FILE 46000000
13.	LABEL RECORDS ARE STANDARD. 46000000
14.	***
15.	*** Input/Output Declaration
16.	***
17.	01 ACCTREC. COPY ACCTREC. 62000000
18.	***
19.	*** Input/Output Declaration
20.	***
21.	01 ACCTPRC. COPY ACCTREC. 66000000
22.	/
23.	PROCEDURE DIVISION USING
24.	ACCT-FILE
25.	ACCTREC
26.	ACCTPRC

Close

## Business Problem Solved

I am glad to see you have reduced our programming costs and our application backlog



On Demand Insurance  
CEO

Increased productivity using WDz and WSAA made this possible. I didn't need to hire more System z development skills.



On Demand Insurance  
CIO

## Summary

WDz boosts developer productivity for both green screen and modern application development. WSAA brings a new level of capability to discovering and understanding your existing code.



IBM



