

QMF

Query Management Facility

Laurent GAILLARD
Laurent.gaillard@fr.ibm.com

QMF : de la version classique...

```

Licensed Materials - Property of IBM
5615-DB2, 5697-P43 (C) Copyright IBM Corp. 1982, 2013
All Rights Reserved.
IBM is a registered trademark of International Business Machines

-----

QMF HOME PANEL
Version 11 Release 1

Authorization ID
  GAILLAR

Connected to
  MOPDB10

-----

Query      Management      Facility
*****      **      **      *****
**      **      ***      ***      **
**      **      ****      ****      *****
**      **      ** ** ** **      **
** * **      **      ****      **      **
*****      **      ***      **      **
**

-----
http://www.ibm.com/qmf
-----

Enter a command on the command line or press a function key.
For help, press the Help function key or enter the command HELP.

-----

1=Help      2=List      3=End      4=Show      5=Chart      6=Query
7=Retrieve  8=Edit Table 9=Form     10=Proc     11=Profile   12=Report
OK, you may enter a command.
COMMAND ==>
  
```

à la version poste de travail et Web :

Administrator - Drill-down Path1 - QMF for Workstation z/OS

File Edit Drill-down Path View Navigate Window Help

Run command: Data source: DB2z10 MOP

Quick Access QMF Classique QMF Administrateur User

Repository Explorer

- Recently Used
- PERSOLOCAL
 - Relational Data Sources
 - Access (fake)
 - DB2z10 MOP
 - DB2z11 MOP
 - DB2z9 MOP
 - IMSB (v12)
 - Database
 - Tables
 - ER Diagrams
 - IMSC (v13)
 - Oracle (fake)
 - Hive Data Sources
 - Multidimensional Data Sources
 - Virtual Data Sources
 - VDS
 - Database
 - Tables
 - Country (IMSB)
 - Dept (DB2v10)
 - Emp (DB2v11)
 - Schedules
 - ER Diagrams
 - Environments
 - Templates
 - Workspaces
 - Default
 - Personal
 - ORG-test
 - DEPT
 - EMP
 - EMPEDIT
 - Drill-down Path1

Drill-down structure

Contains available analysis paths.

Name	Data source object	Linkage
▲ Total by DEPTNO	DEPT	
▲ SALARY, BONUS, COMM by DEPTNO	DEPT	
SALARY, BONUS, COMM by LASTNAME	DEPT	

Result set

Contains columns included in this result set.

- Category columns
 - DEPTNO
 - FIRSTNAME
 - LASTNAME
- Value columns
 - SALARY
 - BONUS
 - COMM
 - Total
- Columns with aggregates
 - n (count)
 - Σ SALARY
 - Σ BONUS

Layout structure

Contains settings for selected display mode.

- Total by DEPTNO
 - Category Axis
 - DEPTNO
 - Values
 - Total : sum

Design

Repository Connections

Name	Type	Repository Storage	Repository
PERSOLOCAL (connected)	Personal	personal:PERSOLOCAL	Default
Samples	Personal	personal:Samples	Default
Test	Database	jdbcrsbi:db2://9.212.143.123:4750/MOPD...	Shared Repository

Welcome to QMF for Workstation z/OS

Overview

Tutorials

What's New

Create Sample Repository

Drill-down Path1

QMF “*Enterprise Edition*” : une famille

- QMF Classic Edition
 - Interface 3270 : Requêtes, Forms et Procédures
 - Batch
- QMF/HPO (High Performance Option) for TSO/CICS
 - Administration des objets QMF, amélioration des performances
- QMF for Workstation (Windows, Linux, Mac)
 - Interface graphique, tableaux de bord et graphiques sophistiqués
 - Ouverture à de multiples sources hétérogènes de données
- QMF for WebSphere
 - = QMF for Workstation en client léger, support des terminaux mobiles

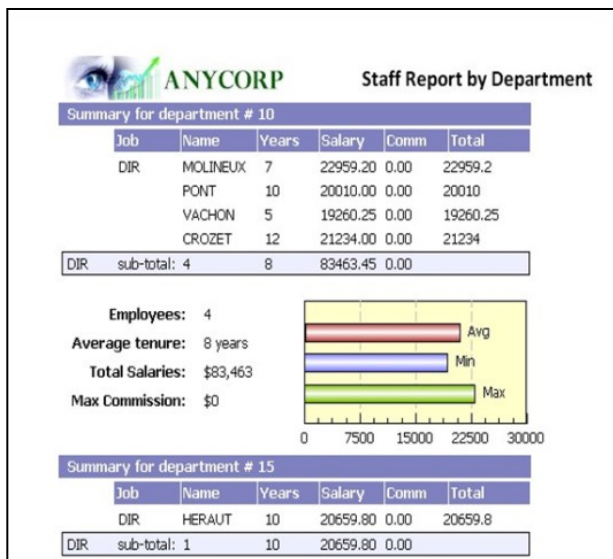
QMF for Workstation & WebSphere

Requêtes : écriture de requêtes, avec aide de type “prompt” si nécessaire

1	2	3	4	5	6	7
DEPT	JOB	NAME	YEARS	SALARY	COMM	TOTAL
1		JONES	12	21234.00	0.00	\$21,234.00
2		DANIELS	5	19260.25	0.00	\$19,260.25
3	→ MGR	LU	10	20010.00	0.00	\$20,010.00
4		MCLINARE	7	22959.20	0.00	\$22,959.20
5		All values for 10				83463.45
6						83463.45
7		KERMISCH	4	12258.50	110.10	\$12,368.60
8	→ CLERK	NGAN	5	12508.20	206.60	\$12,714.80
9		All values for 15				25083.40
10		HANES	10	20659.80	0.00	\$20,659.80
11	→ MGR					20659.80
12		ROTHMAN	7	16502.83	1152.00	\$17,654.83
13	→ SALES					17654.83
14		All values for 15				63398.03
15		SNEIDER	8	14252.75	126.50	\$14,379.25
16	→ CLERK	JAMES	5	13504.60	128.20	\$13,632.80
17		All values for 20				26012.05
18		SANDERS	7	18357.50	0.00	\$18,357.50
19	→ MGR					18357.50
20		PERNAL	8	18171.25	612.45	\$18,783.70
21	→ SALES					18783.70

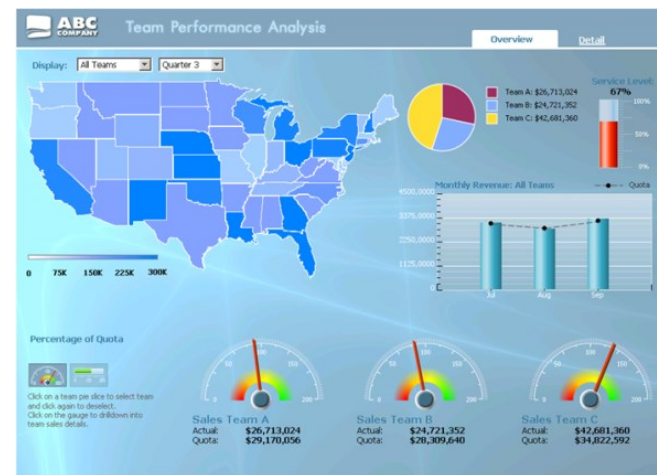
Rapports :

- Tableaux
- Graphiques
- Nombreuses possibilités de personnalisation

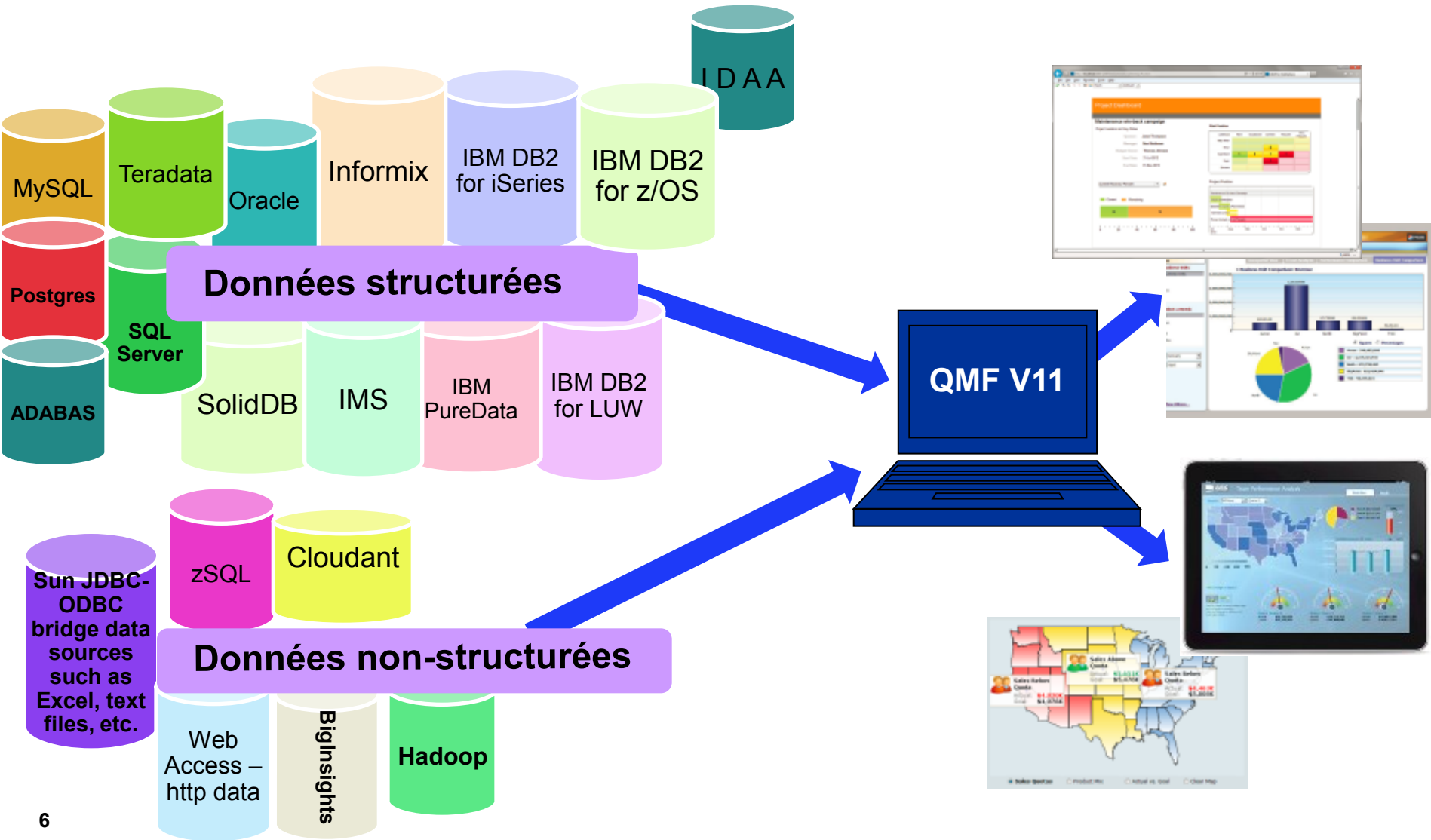


Tableaux de bord :

- Visualisation graphique interactive
- Personnalisable

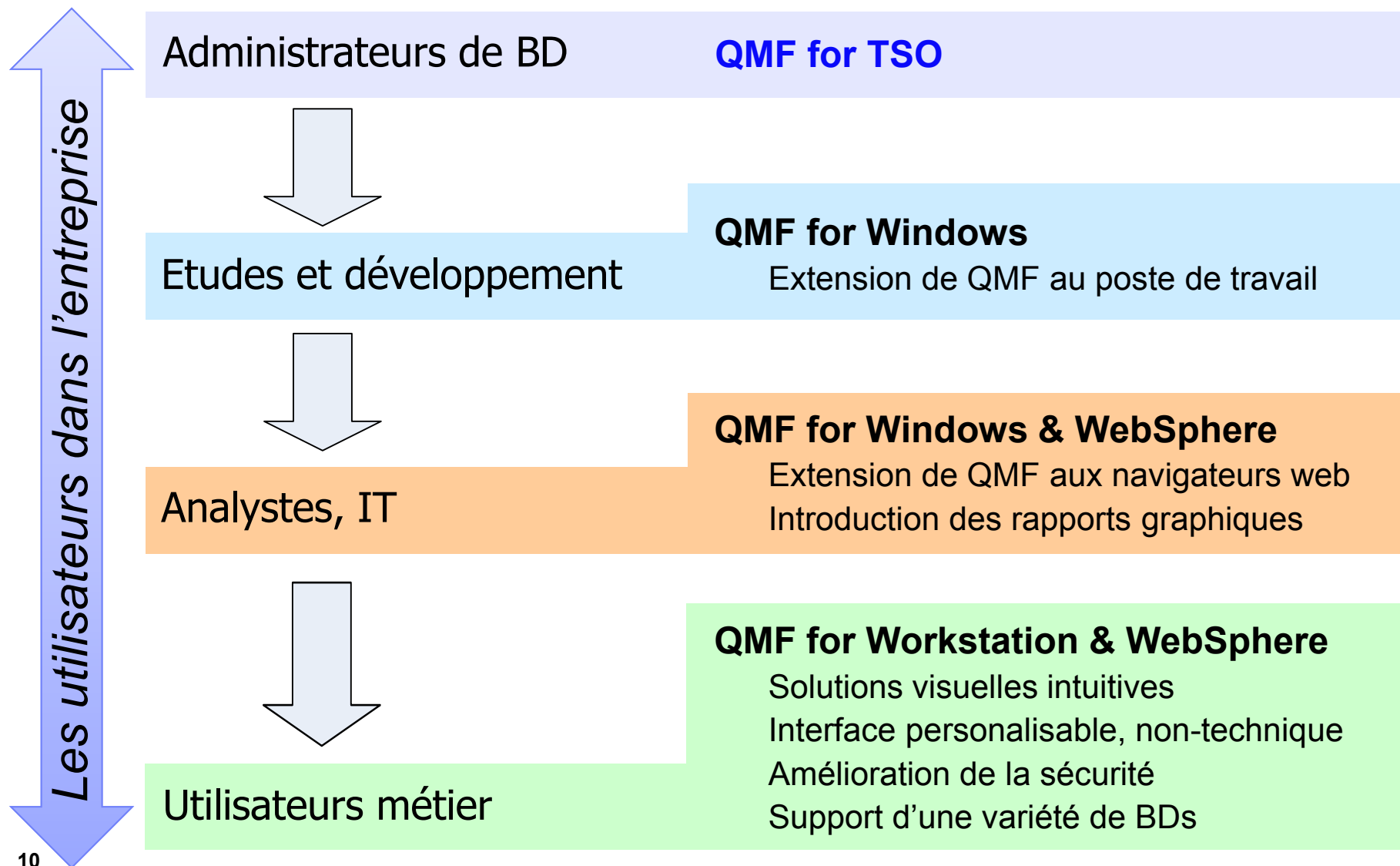


Connexion à de nombreuses sources de données





Evolution de la cible utilisatrice



A retenir...

- **Ré-utilisation** de l'existant de QMF Classic
 - Accès à **différents types de source de données** (SGBDR, IMS, non-structurées,...) de l'entreprise
 - Permet de produire des **rapports** et des **tableaux de bord graphiques** et **interactifs**, personnalisables
 - **Fonctions** Drill-down, "Dynamart", ...
- ➔ **L'analyse pour tous et partout** : TSO, client lourd, Web, terminal mobile

