

IBM Inter-University Programming Contest 2012 Chapter 6B: Multiple Choice Screen Walkthrough

Objectives

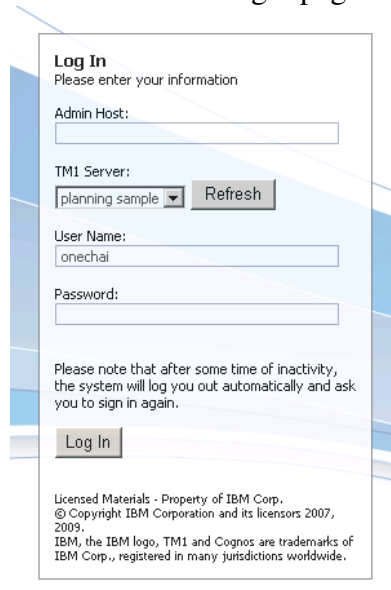
In this exercise, we will learn:

- How to connect to the multiple choice screen
- How to log in
- How to answer each multiple choice question
- How to submit your answer once you are finished
- How to examine your submission status

Exercises

1. In the VM that is started in Chapter 1, open an Internet Explorer and type the URL <http://cogserver/tm1web>

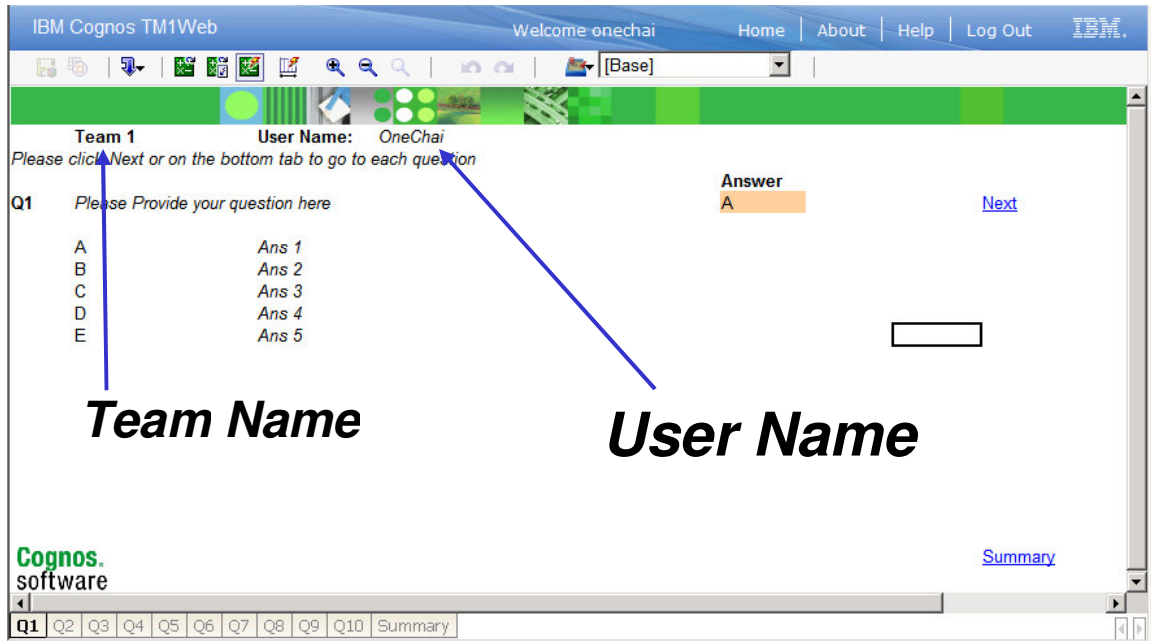
You will see the login page like this,



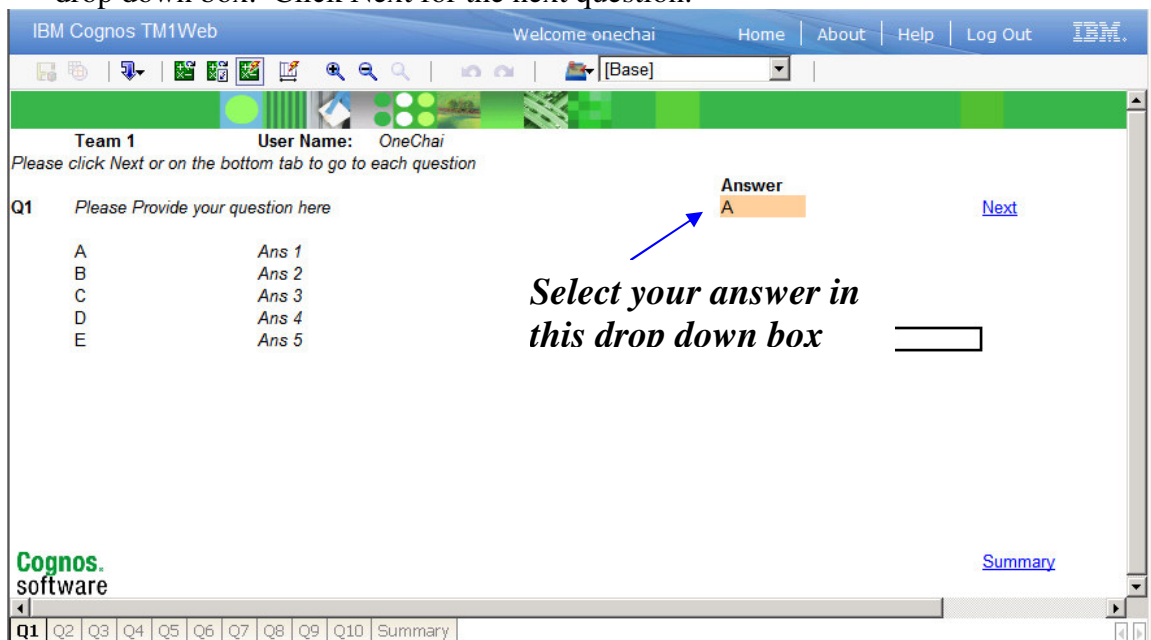
2. In the Log In screen, just leave the Admin Host blank, and select “planning sample” in the TM1 Server.

Next, Login into the multiple choice application by the supplied credentials. After you had logged in, you can check if the team name and user name is correct.

IBM Inter-University Programming Contest 2012

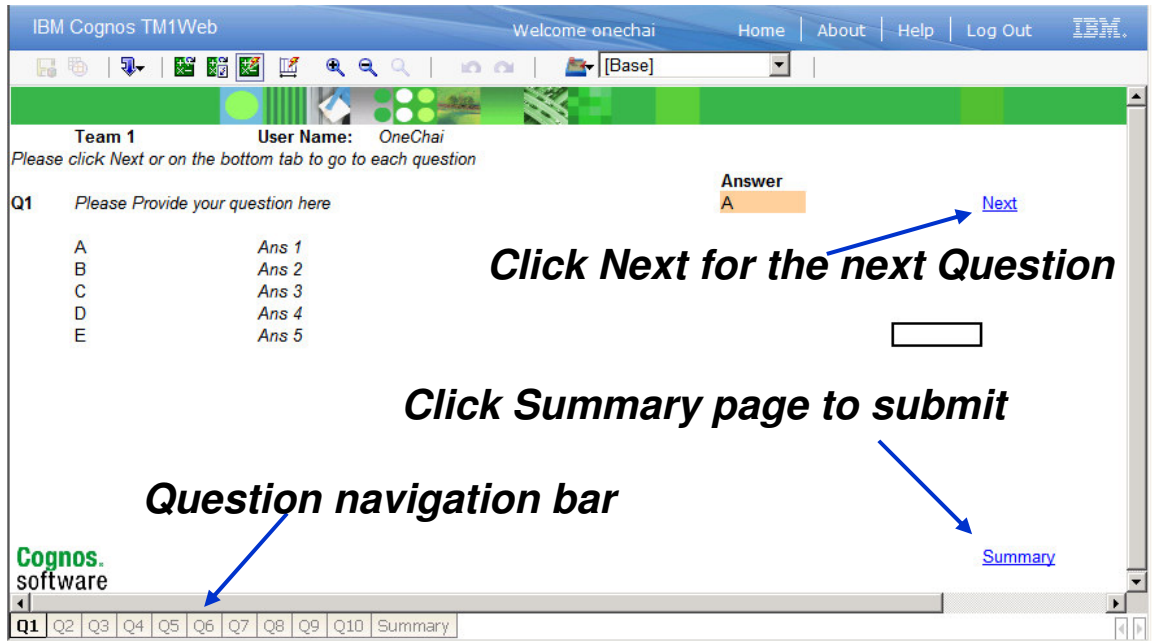


3. After logged in, the first question is displayed and selects the correct answer in the drop down box. Click Next for the next question.

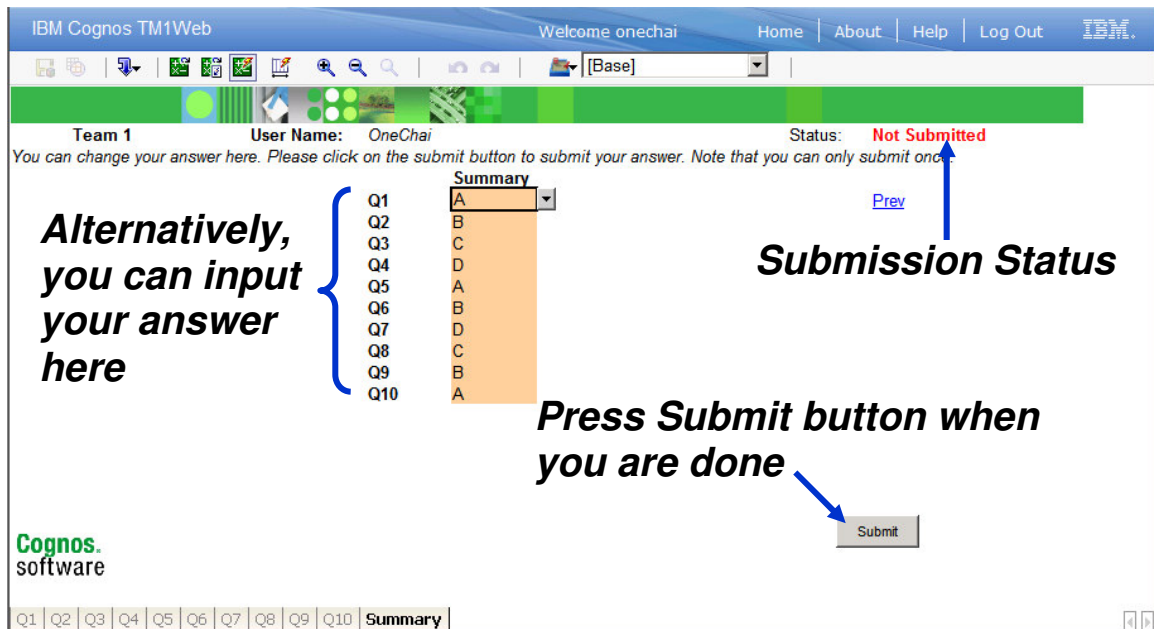


4. To navigate to different questions directly, you may access it through the bottom tab.

IBM Inter-University Programming Contest 2012



5. In order to submit your answer, you must go to the summary page and review your answer. For your convenience, you may also answer the question in this summary page directly from each of the drop down box besides the question number. Note that your Status now should be “Not Submitted”. After you confirm it, press the button “Submit”.



IBM Inter-University Programming Contest 2012

6. Once you submitted, a confirmation box should be appeared. Also check the status should be changed to “Submitted”. If you got an error message, please contact your judge.

The screenshot shows a Windows Internet Explorer browser window displaying a confirmation dialog box with a yellow warning icon and the text "Submit successfully." and an "OK" button. Below the dialog, the browser shows the IBM Cognos TM1Web interface. The page header includes "Welcome onechai" and navigation links: Home, About, Help, Log Out, and the IBM logo. The main content area shows "Team 1" and "User Name: OneChai". The status is displayed as "Submitted" in red text. A blue arrow points from the word "Submitted" to the text "Status get updated" written in a large, bold, black font. Below the status, there is a "Summary" section with a list of questions (Q1 to Q10) and their corresponding answers (A, B, C, D). A "Submit" button is visible at the bottom right of the page. The Cognos software logo is in the bottom left corner.

Submit successfully.

OK

IBM Cognos TM1Web Welcome onechai Home About Help Log Out IBM.

Team 1 User Name: OneChai Status: Submitted

You can change your answer here. Please click on the submit button to submit your answer. Note that you can only submit once.

Summary

Q1	A
Q2	B
Q3	C
Q4	D
Q5	A
Q6	B
Q7	D
Q8	C
Q9	B
Q10	A

Submit

Cognos software

Q1 | Q2 | Q3 | Q4 | Q5 | Q6 | Q7 | Q8 | Q9 | Q10 | Summary

7. If you try to resubmit your answer, you will get an error message like this.

IBM Inter-University Programming Contest 2012

IBM Cognos TM1Web Welcome onechai Home About Help Log Out IBM

Team 1 User Name: OneChai Status: Submitted

You can change your answer here. Please click on the submit button to submit your answer. Note that you can only submit once.

Summary
 Q1 A
 Q2 B
 Q3 C
 Q4 D

Windows Internet Explorer
 You have already submitted or submit failed. Please contact Administrator

Cognos software

Q1 Q2 Q3 Q4 Q5 Q6 Q7 Q8 Q9 Q10 Summary

Submit

If you submit again, you will get error message

- Once you have submitted your answer, the score will be appeared in the Score Dashboard after a refresh.

IBM Cognos TM1Web Welcome admin Home About Help Log Out

Current Leader: **HKU Team 9, UST Team 3**

Team	Score (approx.)
HKU Team 9	3800
UST Team 3	3700
CityU Team 1	2800
BU Team 8	2500
BU Team 2	1800
Macau Poly Team 4	700
PolyU Team 10	0
HKU Team 6	0
CUHK Team 7	0
Open U Team 5	0

Refresh

Cognos software