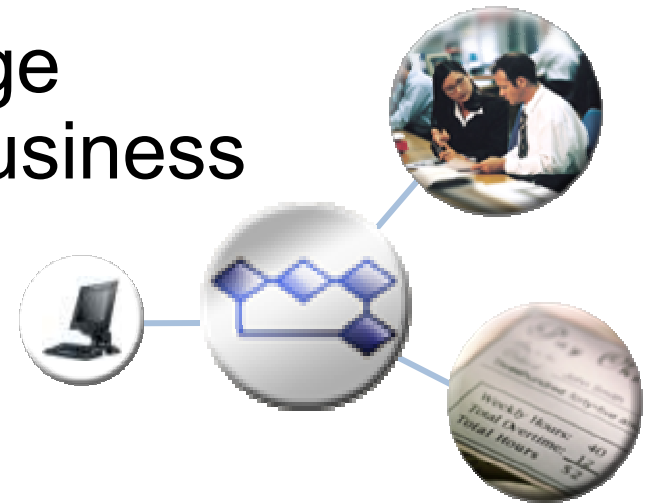




WebSphere Software

BAM with WebSphere Message Broker 6.1 and WebSphere Business Monitor 6.1.2

Riba István
WebSphere Technical Presales

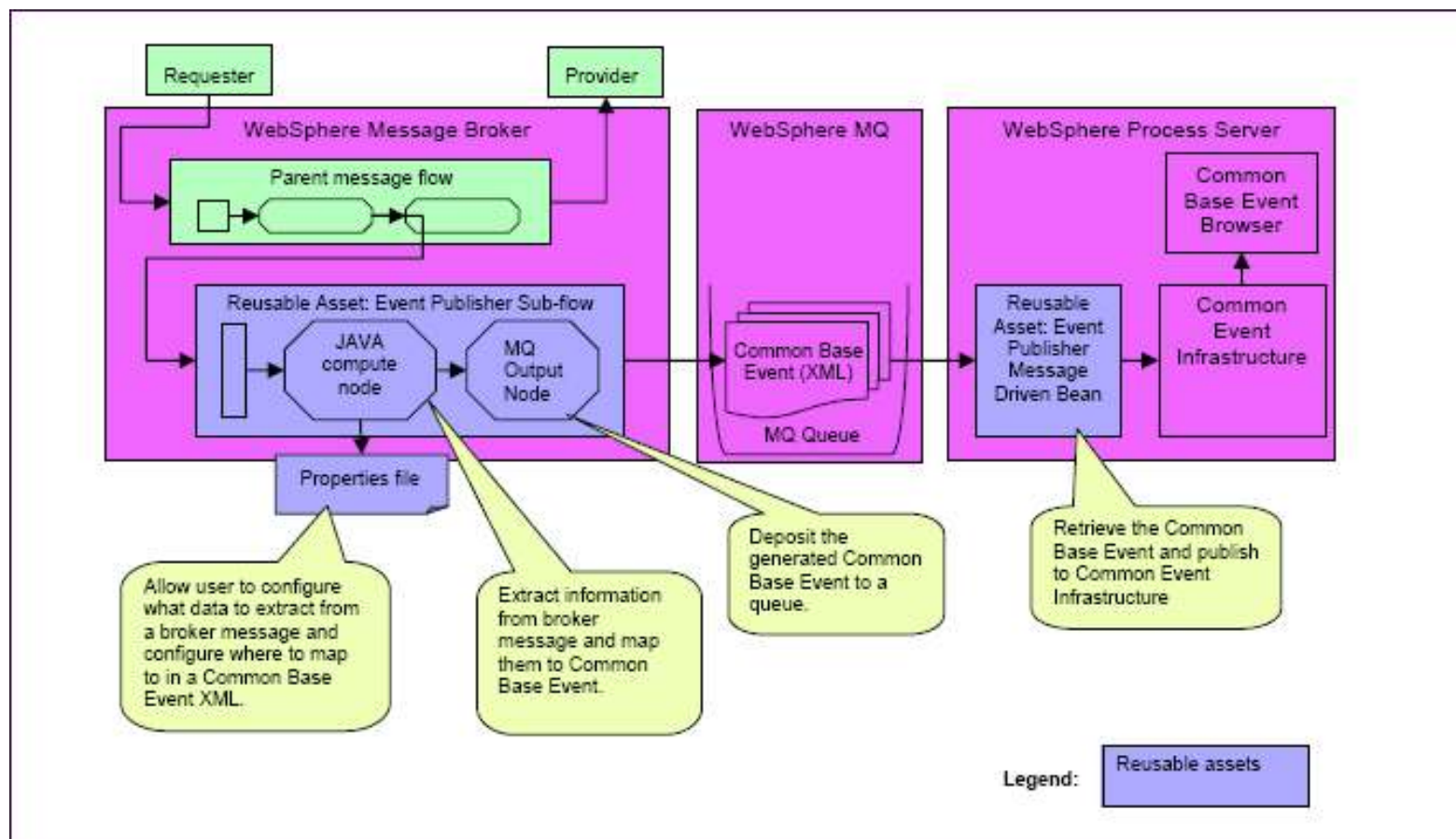


SOA on your terms and our expertise

ON DEMAND BUSINESS™

© 2008 IBM Corporation

Reference topology



Required components

- Websphere MQ version 6.0
- Websphere Message Broker and Websphere Message Broker Toolkit version 6.1
- Common Base Event Publisher support pack IA9V
 - http://www-1.ibm.com/support/docview.wss?rs=171&uid=swg24016414&loc=en_US&cs=utf-8&lang=en
- Websphere Integration Developer 6.1 and Websphere Business Monitor Toolkit 6.1

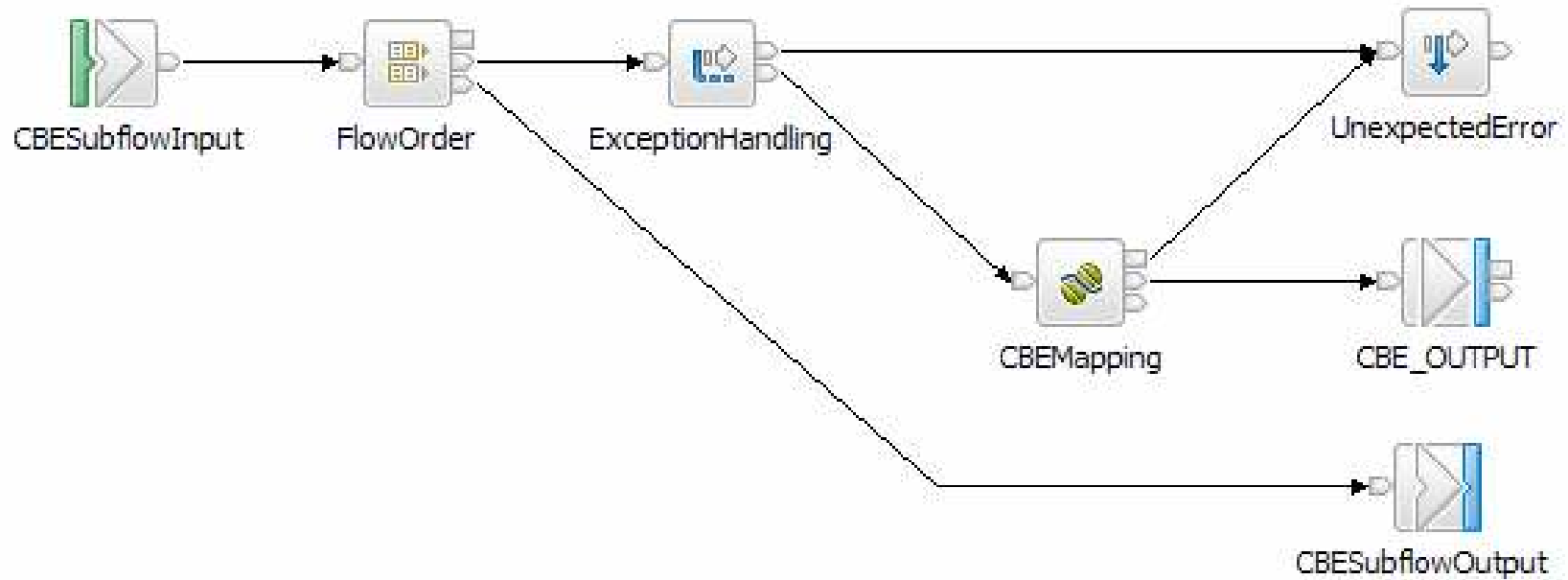
Reusable assets

- Event Publisher Sub-flow
 - Captures data in IBM WebSphere Message Broker as a Common Base Event. This sub-flow contains the following key nodes:
 - A Java™ compute node for extracting data from broker messages and mapping them into Common Base Event XML. You can configure the mapping information using the properties file
 - An MQ output node that puts a Common Base Event XML message into a MQ queue
- Event Publisher Message Driven Bean
 - Listens to the designated MQ queue for Common Base Event XML messages, retrieves them, and then publishes them to the Common Event Infrastructure of IBM WebSphere Process Server

Installation

- On the CEI (Monitor) server:
 - JMS artifacts
 - Listener port for MQ input queue
 - Deployment of Event publisher Message Driven Bean
- On Message Broker:
 - Message Flows
 - Java Projects
 - Optionally, a sample Trade application

CBE Sender subflow



Property file

```
DATA_MAPTO_8 = RST_REASONING_SCOPE
DATA_REL_PATH_8 = INTERNAL
DATA_LOCATION_8 = CONSTANT

DATA_MAPTO_9 = RST_RPT_CATEGORY
DATA_REL_PATH_9 = LOG
DATA_LOCATION_9 = CONSTANT

### required in CBE - must match in model
DATA_MAPTO_10 = EXTENSION_NAME
DATA_REL_PATH_10 = IBM_Trade_EVENT
DATA_LOCATION_10 = CONSTANT

### =====
### ===== Looking for the interesting data =====
### =====
### output to CBE below

DATA_MAPTO_11 = EDE_DATA.0.EDE_DATA.*
DATA_REL_PATH_11 = TransactionEventRecord
DATA_LOCATION_11 = LOCAL_ENVI

DATA_MAPTO_12 = EDE_DATA.0.NAME
DATA_REL_PATH_12 = TransactionEventRecord
DATA_LOCATION_12 = CONSTANT

DATA_MAPTO_13 = EDE_DATA.0.TYPE
DATA_REL_PATH_13 = noValue
DATA_LOCATION_13 = CONSTANT
```

Inbound Event Details
Edit the details of the inbound event, which references an event that is generated by the monitored application.

ID:

Name:

CEI server

Select ^	Creation Time ^	Name ^
<input checked="" type="radio"/>	2008-03-26T09:49:56Z	IBM_Trade_EVENT
<input type="radio"/>	2008-03-26T09:49:56Z	IBM_Trade_EVENT
Page 1 of 1		Total: 2

Event Data

List of all properties associated with the selected event.

Name	Value
version	1.0.1
globalInstanceId	A1DCFB3B84A8A7C0F443D84741918925
extensionName	IBM_Trade_EVENT
localInstanceId	
creationTime	2008-03-26T09:49:56Z
severity	
msg	
priority	
sequenceNumber	1
repeatCount	
elapsedTime	
extendedDataElement / TransactionEventRecord	
extendedDataElement / TransactionEventRecord / TRX	BUY
extendedDataElement / TransactionEventRecord / TrxId	44131951
extendedDataElement / TransactionEventRecord / BrokerId	KQN9
extendedDataElement / TransactionEventRecord / Commission	6155.19

Monitor Dashboard

Instances
 Model: IBMTradeV1 Version: All Versions Monitoring Context: IBMTradeV1 MC

Search for:

Portfolio	BrokerId	Action	StockId	Exchange	Price	Quantity	CurrAmount
0		unknown	none	none		\$0.00	
0010045	KQN10	BUY	MSFT	AMEX	\$23.10	\$25,000.00	\$3,077,592.50
0010041	KQN1	BUY	IBM	NYSE	\$123.10	\$3,000.00	\$369,311.10
0010042	KQN2	SELL	MSFT	AMEX	\$23.10	\$25,000.00	\$57,756.25

Page 1 of 1 Go to page: Results 1 to 4 of 4

[Add to Dashboard](#)

KPIs

KPI Name	Status	Value	Target	Value in Range
Amount Traded Today		1,168,219.95	1,000,000	
Volume Traded Today		53,000	100,000	

KPIs

Amount Traded Today

KPIs

Volume Traded Today

Monitor Dashboard - Instance view

Portfolio	BrokerId	Action	StockId
0		unknown	none
0010045	KQN10	BUY	MSFT
0010041	KQN1	BUY	IBM
0010042	KQN2	SELL	MSFT

Exchange	Price	Quantity	CurrAmount
none		\$0.00	
AMEX	\$23.10	\$25,000.00	\$3,077,592.50
NYSE	\$123.10	\$3,000.00	\$369,311.10
AMEX	\$23.10	\$25,000.00	\$57,756.25

Monitor Dashboard - Gauge & KPI view



KPI Name	Status	Value	Target	Value in Range
Amount Traded Today		1,168,219.95	1,000,000	
Volume Traded Today		53,000	100,000	

Monitor Dashboard - Report view

