



IBM Software Group

## **WebSphere Adapters V6.2**

### ***IBM WebSphere Adapter for Flat Files V6.2***

#### ***Inbound support***



@business on demand.

© 2009 IBM Corporation  
Updated April 23, 2009

This presentation will focus on the WebSphere® Adapter for Flat Files V6.2 inbound functionality. The next section will provide an overview of operations types supported for inbound and provides details on the attributes that define the behavior of each operation type.

## Event management

- Inbound event delivery
  - ▶ Adapter polls event files periodically based on user-configured file mask, poll quantity and poll period
  - ▶ Adapter can deliver same event to multiple endpoints
    - Multiple Activation specs with same attribute values
- Event table (event store)
  - ▶ Used to store event information
    - Need to configure data source on the runtime
  - ▶ Adapter populates the event table with the current status of each event and deletes them when delivery is successful.
  - ▶ Each event delivered to it's corresponding endpoint as part of a unique XA transaction
  - ▶ Provides recovery and guaranteed event delivery.
- Event table not mandatory from V6.1
  - ▶ Adapter uses in memory representation of event table to process events

2

Inbound support

© 2009 IBM Corporation

The Event Manager is a framework for delivering inbound events. An event table must exist before inbound processing can occur. The event table is created automatically in a Cloudscape® database by the adapter upon deployment of the application to the WebSphere Process Server runtime. All the information regarding the events polled is stored in the event table. The adapter polls event files periodically based on user-configured file mask, poll quantity and poll period properties. It then processes and transmits these events to various predefined endpoints. Delivery of events is done through the use of XA transactions between the recording of the event in the event table and the delivery of the event to the endpoint.

Defining an event table is not mandatory from V6.1 so you can leave the event table related properties empty in the activation spec. The adapter uses in-memory representation of the event table to process the events. Assured-once-delivery is not supported and if the adapter fails or runtime has to restart, all event information is lost.

## Supported inbound operations and features

- Operation type
  - ▶ Emit
- Data transformation supported for inbound
- Can define multiple methods/operations for inbound
- Optional features to split large event files
  - ▶ SplitBySize
  - ▶ SplitByDelimiter
    - Chunking based on the value provided for SplitCriteria
    - Common delimiters include comma (,), semicolon (;), quote (" '), braces ({}), or slashes (/ \)
  - ▶ Each chunk represents a business object
  - ▶ Reassemble
    - Chunk information included "chunkFileName" of the business object
      - Includes event id
      - Event ID is in the form of event file location and timestamp – including current chunk number and total number of chunks



The inbound operation supported is the emit operation. It reads the file from the event directory. From V6.1 you can define more than one operation in your export. Function selectors are used to map the incoming event to an appropriate method in export file. More information about function selectors is provided later in the presentation.

An optional feature for inbound processing includes the capability to split large event files into chunks. Configuration of this functionality is specified in the properties `SplittingFunctionClassName` and `SplitCriteria`. If the input file is larger than the `SplitCriteria` property, then the file is split into chunks based on the value size in bytes specified or based on the specified delimiter. Each chunk represents a business object. To reassemble the chunks, information is included in the `chunkFileName` attribute of the business object. This includes event ID. The event ID is in the form of event file location and timestamp, including the current chunk number and total number of chunks. Reassembly can be handled by business logic implemented in a Java™ component, for example.

## Supported inbound operations and features

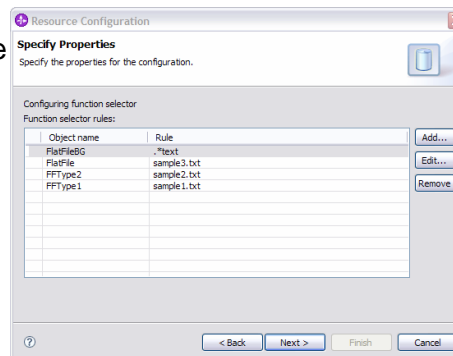
- File pass by reference
  - ▶ Appends with a time-stamp and is archived to the archive directory
  - ▶ File name and directory path are sent to the end-point
  - ▶ Used where the applications have the capability to load and process the files on their own



For certain applications that have inbuilt capability to load the file content by themselves, there is an option with the Flat File Resource Adapter to pass the files by reference. This will especially be useful in cases with large business objects where the content transfer takes up a lot of memory.

## Function selector

- Function selector
  - ▶ Required to map events to the appropriate SCA export function name
  - ▶ FilenameFunctionSelector and EmbeddedNameFunctionSelector.
- FilenameFunctionSelector
  - ▶ Rule-based function selector that can match a regular expression on a file name to an object name
  - ▶ Used when Object name cannot be determined from event file
- EmbeddedNameFunctionSelector
  - ▶ Used for user defined object types



In Inbound, Function Selectors are required in order to map between events generated to the appropriate SCA export function name. There are two function selectors provided by the adapter foundation classes that are supported by the flat file adapter. These are FilenameFunctionSelector and EmbeddedNameFunctionSelector.

The FilenameFunctionSelector is a rule-based function selector that can match a regular expression on a file name to an object name. This is represented in properties as a 2-column table, with N rows. The adapter polls on the event directory for any events. When a file is found in the event directory, the adapter retrieves the file and places the event details in the event table. FilenameFunctionSelector will evaluate the regular expression you specified in the rule field by using the event file name and maps it to an object name. Once the object name is determined, the function selector can determine the native method name and then map the event to the correct operation in the export. FilenameFunctionSelector is used when the object name cannot be determined from the event file.

The EmbeddedNameFunctionSelector is used in case of user defined business objects, where the object name is embedded in the event file. For example, if the business object is Customer, the event file has the object name (Customer) embedded in the event file. This function selector should be configured with a data handler. The data binding should be the adapter-specific DataBinding (FlatfileBaseDataBinding). The data binding should be configured to use the same data handler configured during creating the function selector configuration.

## Event filtering using rules

- Support for rules to filter events

- Rules provided at discovery in external service wizard
- Rules can be edited in administrative console

- All the expressions in a rule are ORed and the multiple rules are ANDed



Property	Valid Ops	Value	Prereqs
FileName	MATCHES_FILE_PATTERN MATCHES_REGEX		Nil
FileSize	GT, LT, GE, LE, EQ	In KiloBytes(KB)	Nil
Directory	MATCHES_REGEX		pollSubDirs = true
LastModified	GT, LT, GE, LE, EQ		Nil
END-OF-RULE	END-OF-RULE	DISABLED, hard-coded to END-OF-RULE	Nil



With V6.2 you now have the ability to provide rules to filter incoming events. Only the events that match the criteria specified are picked up by the adapter for processing. Adapter filters the event based on the rules provided in the rule table. For each event that the adapter encounters, it runs the rule-based filtering engine to see if the event can be picked up.

If the event satisfies the rule, that event is added to the event list.

The rules discussed in this slide are used to filter events even before they are picked for processing. The rules you provide at function selector are used to map an already picked up event to a method in your export. So make sure that you use the appropriate rule table based on your requirement.

Flat file adapter allows you to configure the rules using Filename, File Size, Directory and Last Modified time. You can define multiple rules. All the expressions in a rule are ORed and multiple rules are ANDed. There is a rich GUI available for defining these rules in the external service wizard. The rules can also be edited using the administrative console after the application is deployed to the server.

Each rule consists of three parameters - Property Type, Operator and Value. The Property Type corresponds to the metadata information about the file like Filename, FileSize, Directory, Last Modified and END-OF\_RULE. Property types do not have any default values. Each Property Type metadata has its own operators.

## Flat File Adapter

- Rules can be edited in administrative console

Enterprise Applications > EE\_PT\_INApp > Manage Modules > CWYEE\_FlatFileAdapter > Flat Files > J2C activation specifications > EE\_PT\_IB.FlatFileExport\_A3 > Custom Properties

Use this page to specify custom properties that your enterprise information system (EIS) resource factories that you configure. For example, most database vendors require a resource factory that access the database.

Preferences

Name	Value	Description	Required
portEventFiles	No_sort		false
assuredOnceDelivery	true		false
eventContentType			false
stopPollingOnError	false		false
eventProcessor			false
ruleTable	((LastModified > 12:00:00) OR (fileName MatchesFilePattern '*.txt') AND (FileSize <= 2000))		false
retryLimit	5		false
pollSubDirectories	true		false
defaultObjectName			false
archiveDirectory			false
bidContextEIS			false
EP_DataSource_JNDIName			false
EP_Password			false
includeEndOfDelimiter	false		false
originalArchiveExt	original		false
splitCriteria			false
failedEventRetryLimit	5		false

Page: 2 of 2 Total 37


You can edit the rules in the administrative console

7

Inbound support © 2009 IBM Corporation

Rules can be edited in administrative console. This slide shows a screen capture of the activation specification properties in the administrative console.

## COBOL copy book support for inbound

- Support for COBOL Copy book 
  - ▶ Generate business object definitions for the required COBOL copy book records
    - Use the “Business Object from External Data” wizard provided by WebSphere Integration Developer.
  - ▶ Running external service wizard and generate the data bindings and required artifacts
  - ▶ Configure the function selector.
  - ▶ Configure the emit operation.



With V6.2 the flat file adapter now supports transformation of COBOL copy book records. The adapter reads the data in the event file and converts them into business objects that represent the structures defined in the COBOL copy book.

The configuration steps involve generating business object definitions for the required COBOL copy book records using “Business Object from External Data” wizard provided by WebSphere Integration Developer. Once the business objects are generated, you use the external service wizard to configure the operations supported for inbound. Make sure that you select “Use COBOL, C or PL/I data format” option from the drop down menu for the “Data format options” field in the “Service Configuration Properties” panel.

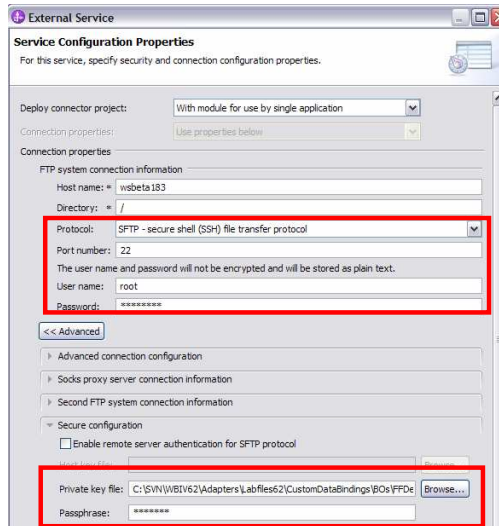
You can refer to the flat file adapter outbound presentation for screen capture of the panels used to generate business objects and wrappers.



## Secure FTP support



- Support Secure FTP for outbound and inbound
  - ▶ using username, password authentication and
  - ▶ Key based authentication
    - Private key, pass phrase take precedence over password filed



With V6.2 the WebSphere adapter for ftp supports FTP over SSH (also generally called secure ftp). Public key authentication is one of the most secure methods to authenticate using secure shell. Public key authentication uses a pair of computer generated keys - one public and one private. Public key can be distributed and resides in the Secure FTP server machine. Private key is unique to the user and must not be shared. The authentication is done with the help of signatures. The private key is used to generate signatures. A signature created using the private key cannot be forged by anybody who does not have that key; but anybody who has the corresponding public key can verify that a particular signature is genuine.

The private key never leaves the client machine, and therefore cannot be stolen or guessed like a password can. Typically the private key has a "Pass phrase" associated with it, so even if the private key is compromised, they must still guess the pass phrase in order to gain access.

The key-pair can be generated using any of the standard encryption algorithm. The most commonly used one is RSA. However other algorithms like DSA can be used. If values for username, password and private key, pass phrase are specified then the adapter will use the key based authentication. Pass phrase is an optional property when public key authentication is used. The authentication can also be performed with a public key that is not encrypted with the pass phrase. Pass phrase is used to enhance the security of the private key. If pass phrase is provided, then the private key is encrypted using the pass phrase. The authentication of the user to the server will then occur only if the user provides the correct pass phrase during connection.



## Summary

- You learned about
  - ▶ Inbound operations
  - ▶ How to configure supported inbound operations
  - ▶ Support for rules to filter events
  - ▶ Function selector configuration
  - ▶ Support for COBOL copy book



In this presentation you learned about the key concepts of the WebSphere Adapter for Flat Files inbound support. Specifically the new support for COBOL copy books, support of rules to filter incoming events and function selector. Finally, you learned about the various wizards provided by integration developer and how to configure the inbound operations for the adapter.

## Reference information

- WebSphere Adapter for Flat Files User Guide
- Java Connector Architecture
  - ▶ <http://java.sun.com/j2ee/connector/index.jsp>
- Enterprise metadata discovery
  - ▶ <http://www.ibm.com/developerworks/java/library/j-emd/>
- WebSphere Adapters information center
  - ▶ <http://www-306.ibm.com/software/integration/wbiadapters/library/infocenter/>
- WebSphere Process Integration information center
  - ▶ <http://publib.boulder.ibm.com/infocenter/dmndhelp/v6rxmx/index.jsp>



Additional reference information can be found at these addresses.

## Feedback

### Your feedback is valuable

You can help improve the quality of IBM Education Assistant content to better meet your needs by providing feedback.

- Did you find this module useful?
- Did it help you solve a problem or answer a question?
- Do you have suggestions for improvements?

Click to send e-mail feedback:

[mailto:iea@us.ibm.com?subject=Feedback about WBPMV62 IEA AdapterFlatFile Inbound.ppt](mailto:iea@us.ibm.com?subject=Feedback%20about%20WBPMV62%20IEA%20AdapterFlatFile%20Inbound.ppt)

This module is also available in PDF format at:

<..\WBPMV62 IEA AdapterFlatFile Inbound.pdf>



You can help improve the quality of IBM Education Assistant content by providing feedback.

## Trademarks, copyrights, and disclaimers

IBM, the IBM logo, ibm.com, and the following terms are trademarks or registered trademarks of International Business Machines Corporation in the United States, other countries, or both:  
Cloudscape      WebSphere

If these and other IBM trademarked terms are marked on their first occurrence in this information with a trademark symbol (® or ™), these symbols indicate U.S. registered or common law trademarks owned by IBM at the time this information was published. Such trademarks may also be registered or common law trademarks in other countries. A current list of other IBM trademarks is available on the Web at "Copyright and trademark information" at <http://www.ibm.com/legal/copytrade.shtml>

Java, and all Java-based trademarks and logos are trademarks of Sun Microsystems, Inc. in the United States, other countries, or both.

Other company, product, or service names may be trademarks or service marks of others.

Product data has been reviewed for accuracy as of the date of initial publication. Product data is subject to change without notice. This document could include technical inaccuracies or typographical errors. IBM may make improvements or changes in the products or programs described herein at any time without notice. Any statements regarding IBM's future direction and intent are subject to change or withdrawal without notice, and represent goals and objectives only. References in this document to IBM products, programs, or services does not imply that IBM intends to make such products, programs or services available in all countries in which IBM operates or does business. Any reference to an IBM Program Product in this document is not intended to state or imply that only that program product may be used. Any functionally equivalent program, that does not infringe IBM's intellectual property rights, may be used instead.

THE INFORMATION PROVIDED IN THIS DOCUMENT IS DISTRIBUTED "AS IS" WITHOUT ANY WARRANTY, EITHER EXPRESS OR IMPLIED. IBM EXPRESSLY DISCLAIMS ANY WARRANTIES OF MERCHANTABILITY, FITNESS FOR A PARTICULAR PURPOSE OR NONINFRINGEMENT. IBM shall have no responsibility to update this information. IBM products are warranted, if at all, according to the terms and conditions of the agreements (for example, IBM Customer Agreement, Statement of Limited Warranty, International Program License Agreement, etc.) under which they are provided. Information concerning non-IBM products was obtained from the suppliers of those products, their published announcements or other publicly available sources. IBM has not tested those products in connection with this publication and cannot confirm the accuracy of performance, compatibility or any other claims related to non-IBM products.

IBM makes no representations or warranties, express or implied, regarding non-IBM products and services.

The provision of the information contained herein is not intended to, and does not, grant any right or license under any IBM patents or copyrights. Inquiries regarding patent or copyright licenses should be made, in writing, to:

IBM Director of Licensing  
IBM Corporation  
North Castle Drive  
Armonk, NY 10504-1785  
U.S.A.

Performance is based on measurements and projections using standard IBM benchmarks in a controlled environment. All customer examples described are presented as illustrations of how those customers have used IBM products and the results they may have achieved. The actual throughput or performance that any user will experience will vary depending upon considerations such as the amount of multiprogramming in the user's job stream, the I/O configuration, the storage configuration, and the workload processed. Therefore, no assurance can be given that an individual user will achieve throughput or performance improvements equivalent to the ratios stated here.

© Copyright International Business Machines Corporation 2009. All rights reserved.

Note to U.S. Government Users - Documentation related to restricted rights-Use, duplication or disclosure is subject to restrictions set forth in GSA ADP Schedule Contract and IBM Corp.