

IBM/J.D. EDWARDS WORLD AND ONEWORLD SIZING AND PLANNING QUESTIONNAIRE

OneWorld and World sizing estimates are available to IBM employees, J.D.Edwards employees, authorized IBM business partners with the J.D.Edwards value add, and authorized J.D.Edwards Systems Integrators only. All others should contact their IBM representative.

Completed sizing questionnaires for the **Americas** and the **Asia/Pacific** region should be e-mailed or faxed to:

America's IBM Techline Sizing Center
West Chester, Pennsylvania
E-mail: eSizings@us.ibm.com
Phone: **1-800-426-0222** or (770-835-6690)
Fax: **919-485-2941**

Completed sizing questionnaires from **Europe**, the **Middle East**, and **Africa**, should be submitted as follows:

IBM Personnel use web based JD Edwards sizing request generator on:
<http://w3-5.ibm.com/support/emea/techline>

IBM Business Partners use web based JD Edwards sizing request generator on:
<http://partners.boulder.ibm.com> (userid and password required for access)

All other requestors please e-mail completed questionnaire to:
JDEdwards_EMEA_Presales@uk.ibm.com or IBMJDE@uk.ibm.com

Assistance with this questionnaire and OneWorld sizing or assistance with other pre-sales OneWorld configuration questions can be obtained by contacting

Eddie Quallen
E-mail: equallen@us.ibm.com
Phone: 1-415-545-3611

What is a sizing estimate?

A sizing estimate is an **approximation** of the hardware resources required to support a specific software implementation. It is a pre-sales effort based on information available at a point in time, providing an **entry** into understanding the customer's hardware requirements. Customers' actual experiences will vary from the sizing estimate for many reasons, including batch and reporting workloads, and custom code. The degree of variability can range from small to very significant. IBM assumes no liability for actual results that differ from the sizing estimate.

November, 2001

Contents

1. Introduction	Page 2
2. Contact Information	Page 3
3. Select server platforms	Page 4
4. Define all OneWorld and World concurrently active users	Page 5
5. General system and sizing questions	Page 6
6. Appendix – advanced sizing scenarios and questions	Page 7

I. Introduction

Thank you for allowing IBM the opportunity to provide you a sizing estimate for OneWorld or World software from J.D. Edwards running on an IBM server platform. We are requesting information in order to arrive at a system recommendation and architecture based on your requirements and business environment. This information will allow us to provide you with an estimation of the processor class, memory, and disk space requirements for your database/enterprise server, and if applicable, Business Function servers, Batch servers, Windows Terminal Servers and HTML servers.

The sizing process initiated by the completion of this Sizing and Planning Questionnaire is called a pre-sales sizing estimate. A pre-sales sizing is based on minimal input and is intended to be a very rough estimate of server resource required to support a given OneWorld or World workload. The accuracy of the sizing estimate is dependent upon many variables such as the accuracy of the information provided by you, the customer, (we recognize that it may be difficult to provide exact numbers on your environment) and the actual usage of the system in a real-time environment. Sizing is an iterative process and the sizing issue should be revisited a number of times during the pre-implementation phase. Performance data gathered during the pilot phase should be used to generate a more accurate estimate of server resources required for a given OneWorld or World workload. Once you are in production, future hardware requirements should be determined through the Capacity Planning process.

In this pre-sales sizing estimate, we will provide to you an estimate of disk space required to support the OneWorld or World database based on the number of users defined in your workload estimate. This will be a very rough estimate, as the disk space required does not always correlate with the number of active users.

Currently we are able to provide pre-sales sizing estimates for a standard World implementation along with two tier implementations and three tier implementations of OneWorld. For a description of two tier and three tier implementation options please see the appendix in section 6 at the end of this document.

For World only implementations, only sections 2, 4B and 5 need to be filled in.

II. Contact Information

Company Name:	
Street Address	
City, State Zip	
Country	
Contact Person	
Phone Number	
FAX Number	
E-mail address	
Company description (distributor, mfg, etc.)	
IBM Client Rep:	
Phone Number	
E-mail Address	
IBM Product Specialist:	
Phone Number	
E-mail Address	
Business Partner Company Name:	
Contact Name	
Phone Number	
Fax Number	
E-mail address	
J. D. Edwards rep:	
Phone Number	
E-mail Address	
OMSYS Number:	

III. A. Select database server platform (mark with an “X”)

Option	Select One
iSeries with UDB/400 database	
xSeries with DB2 UDB database	
xSeries with SQL Server database	
xSeries with Oracle database	
pSeries with DB2 UDB database	
pSeries with Oracle database	

*** Sizing requests that involve more than one platform and more than one scenario may take more time to complete.**

B. Select location of Business Function logic

The default IBM sizing algorithm assumes that the business application logic will run on the database server in a virtual 3-tier configuration, (unless there are “fat” clients, which run the business application logic locally). If you require a separate application server for the business logic, please specify the required platform (iSeries, xSeries or pSeries):

Platform for separate application server: _____

C. Select location of Batch processing

The default IBM sizing algorithm assumes that the batch workload will run on the database server. If you require a separate server for batch processing, please specify the required platform (iSeries, xSeries or pSeries):

Platform for separate Batch server: _____

*** Typical OneWorld implementations run most batch processing on the database server.**

D. Select location of Java Application Server, (WebSphere server) for Web clients (HTML or Java) (mark only one with an “X”)

Select one of the following options for HTML users	Select One
Java Application Server running on the database server, combined server	
Java Application Server on a separate, dedicated server	

The default IBM sizing algorithm assumes that the Java Application server workload will run on a separate server. Please specify the required platform for webserving (iSeries, xSeries or pSeries):

Platform for separate Java Application Server: _____

IV. User Environment

User Counts

Please complete this information as accurately as possible. Be sure not to double count users. Classify users in the application where they spend a majority of their time each day. We are trying to size the database/enterprise server for a peak hour of a day when the most users are online and actively working.

Active users: users are judged to be active if they are clicking the “OK” button or using Fn keys 2 to 3 times a minute. Users that are signed on, but are not actually using the system should not be counted. For this sizing, the number of users reported should be the total number of active users during a peak period.

“Fat” clients: Fat clients are those that have the business application logic running locally on the client.

“Thin” clients: Thin clients are those that have some or all of the business application logic mapped to the enterprise sever or some machine other than locally.

WTS clients: Those clients which are connected via Windows Terminal Server or Citrix.

HTML/Java clients: Those clients which use a browser interface to connect to OneWorld.

Note: Fat clients are not recommended over a Wide Area Network due to bandwidth requirements.

World/WorldVision Active Users: indicates the maximum number of active users of World or WorldVision software. Use the same definition for active user as above.

A. Define ALL OneWorld active users during a peak processing period:

Application	Active OneWorld Users			
	“Fat”	“Thin”	WTS	HTML
Financials				
Distribution*				
Advanced Pricing				
Manufacturing				
Total				

*Divide the Distribution users between those that will use Advanced Pricing (if any) and those that will not.

B. If this will be a sizing for a coexistence OneWorld implementation (valid only for iSeries), please define the World or WorldVision user counts

Application	Active World/WorldVision Users
Financials	
Distribution	
Manufacturing	
Total	

C. Transaction Information

The standard scripts used to perform the sizing tests and benchmarks process transactions at a high rate. A typical user may not process transactions at the same rate. To assist in accurately accounting for users, please provide transaction rates below. The information required is transaction lines per hour during a peak period. If your peak period is not known then we will account for the peak by taking twice the average.

For example: If a company processes 100,000 sales orders per month, with an average of 5 lines per order. Given a 20 workday month and a 10 hour work day. We would use 100,000 orders x 5 lines per order / 20 days / 10 hours per day = 2500 lines per hour average. To size for a peak period, we would assume twice the average or 5000 lines per hour.

Peak Sales Orders per hour: _____
Average Lines per sales Order: _____

***Only transactions entered by users should be included. Transactions entered via EDI will be accounted for below.**

D. Batch production environment

A standard IBM sizing accounts for a significant batch workload, and fits most environments. In certain cases, there are mission critical batch processes that need to be processed at the highest priority. The default assumption if no input is provided to this question is that some capacity for typical batch jobs to execute is reserved, but all critical batch processes will be run overnight or during non-peak interactive users periods. **Care should be taken when answering this question since each specified performance critical batch process during the same time period will require an additional processor for the server running the batch processes.**

How many performance critical concurrent batch jobs (UBEs) will you need to run while your interactive OneWorld users are active?	
How many performance critical concurrent batch jobs (UBEs) will you need to run during overnight batch processing?	

V. General system and sizing questions

A. Additional information for production environment:

Are you currently running OneWorld or World in production?	OneWorld __ (y/n) World __ (y/n)
Is coexistence with World software a requirement?	Yes/No
What hardware do you have now? Specify model number if known.	
Date for start of production	
Growth projected one year after start of production (%)?	
High Availability configuration required such as MIMIX, OMS, Datamirror, HACMP, or MSCS?	MIMIX OMS Datamirror HACMP MSCS

B. EDI:

Will your environment be receiving transactions through EDI?	Yes/No
Approximate peak lines per hour to be processed in each time frame	Day _____ Night _____

Explanations of some of the above questions:

Batch Requirements

UBEs (Universal Batch Engines) are OneWorld batch and reporting processes. Most OneWorld batch processes are CPU intensive. Because of this, running multiple concurrent UBEs on a single processor will cause some degradation in performance of the UBE. Since users generally process at a higher priority, their performance should not be impacted as much. In most environments, this UBE degradation will be acceptable and running more than 1 batch process per processor will provide adequate performance. In some environments there are critical batch processes that must complete in the shortest time possible. In these cases, the system is sized to allow for an extra processor for each concurrent performance critical UBE. Care should be taken in answering the number of critical batch processes. Multiple concurrent critical UBEs will require multiple processors and can quickly drive the cost of the system higher. A standard IBM sizing accounts for a significant batch workload and should suffice in most environments.

High Availability

A highly available system can be implemented using technologies including IBM's HACMP product on the UNIX platform, MIMIX (from Lakeview Corp.), OMS (from Vision Solutions), or Datamirror (from Datamirror Corp.) on the iSeries, or MSCS on the xSeries. In all cases, a second system is required for implementation.

EDI

Electronic Data Interchange is a method of importing data such as sales orders through a batch process. Documents are transferred from vendors or other sources and converted to OneWorld transactions via the import process. Transaction volumes for sizing purposes are converted to lines per hour, such as sales order lines per hour, which need to be processed during a peak period.

I. Appendix – sizing scenarios explanation

Currently we are able to provide pre-sales sizing estimates for two tier implementations and three tier implementations of OneWorld. In a two tier implementation, the proposed server functions as the central database server supporting client PCs running OneWorld business logic and the OneWorld user interface. A two-tier implementation of OneWorld is shown below:

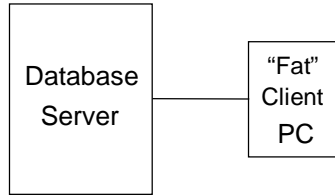


Diagram 1. 2-tier

In a three-tier implementation, the business logic (called a Business Function) can be moved from the client PC to the database server, this is known as a virtual three-tier implementation. Alternatively, the Business Function logic can be mapped to an intermediate layer on another system, this is known as a physical three-tier implementation. These two options are shown here:

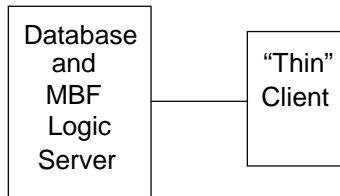


Diagram 2. Virtual 3-tier

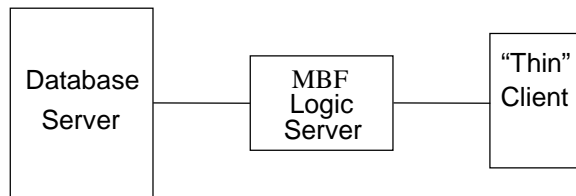


Diagram 3. Physical 3-tier

Support of WAN attached clients with OneWorld is best achieved by using Windows Terminal Server technology or by using the OneWorld HTML / Java client support. These options are shown below:

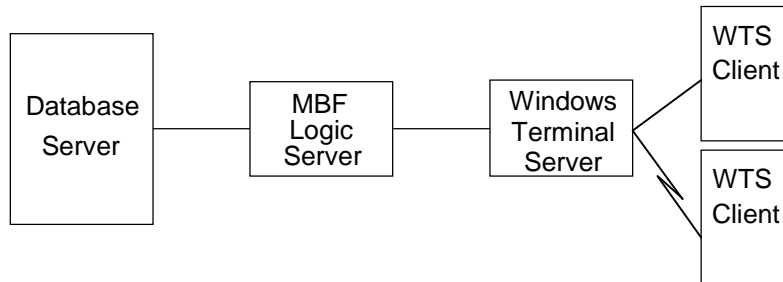


Diagram 4. Physical 3-tier with Windows Terminal Server

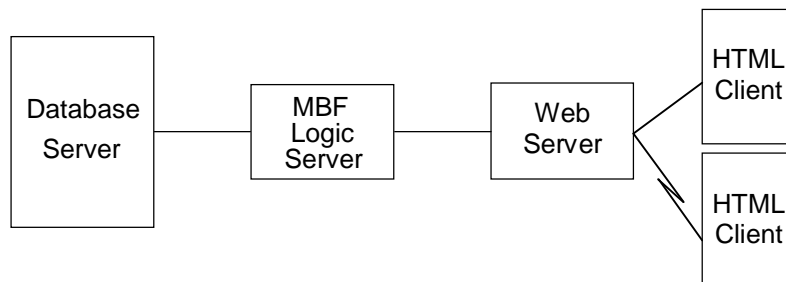


Diagram 5. Physical 3-tier with HTML / Java Clients