


IBM Worklight V5.0.5 Getting Started

Module 2.1 – Setting Up Your iOS Development Environment



Trademarks

- IBM, the IBM logo, and ibm.com are trademarks or registered trademarks of International Business Machines Corporation, registered in many jurisdictions worldwide. Worklight is a trademark or registered trademark of Worklight, an IBM Company. Other product and service names might be trademarks of IBM or other companies. A current list of IBM trademarks is available on the Web at “[Copyright and trademark information](http://www.ibm.com/legal/copytrade.shtml)” at www.ibm.com/legal/copytrade.shtml.
- Other company products or service names may be trademarks or service marks of others.
- This document may not be reproduced in whole or in part without the prior written permission of IBM.

About IBM®

- See <http://www.ibm.com/ibm/us/en/>

Agenda

- **Develop**
 - Steps for the developer:
 - Register as an Apple iOS developer
 - Install the latest Xcode IDE (including the iOS simulator)
- **Deploy to the iOS device**
 - Steps for the company:
 - Register for the iOS developer program
 - Invite developers to join your development group
 - Manage your devices
 - Steps for the developer:
 - Register for the iOS developer program
 - Create a developer certificate

Register As An Apple Developer

Developer Apple Developer Registration

Apple ID Personal Profile Professional Profile Legal Agreement Email Verification

Do you have an existing Apple ID you would like to use?

Create an Apple ID
If you have not registered as an Apple developer or do not have an iTunes, Apple Online Store or MobileMe account, you will need to create an Apple ID.

Use an existing Apple ID
If you have already registered as an Apple developer or have an iTunes, Apple Online Store or MobileMe account, you can use your existing Apple ID to sign in.

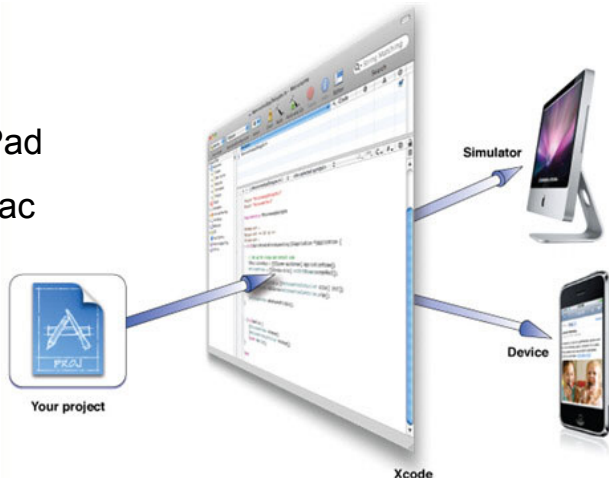
What is an Apple ID?
You will use your Apple ID to access certain information and resources, or to register for an event.

Note: If you intend to enroll in a paid Developer Program for business purposes, you may prefer to create a new Apple ID that is dedicated to your business transactions and used for accounting purposes with Apple. If your Apple ID is associated with an existing iTunes Connect account, please create a new Apple ID to avoid accounting and reporting issues.

See the Apple Registration Center website.

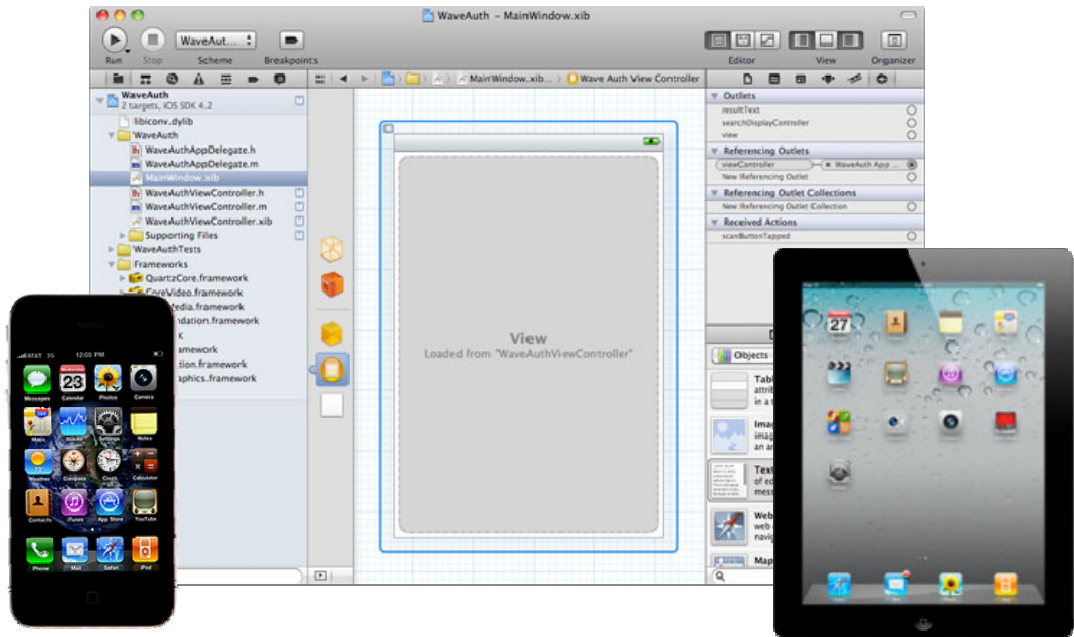
Install Xcode

- Xcode is an IDE which you can use to:
 - Manage your testing devices
 - Use iPhone / iPad Simulator
 - Install apps on the iPhone / iPad
- Download and install on your Mac



See the Apple Developer Tools website.

Develop



Develop

You can now develop your applications with Worklight®, automatically generate Xcode projects, and compile and run them on the iOS simulator.

Agenda

- Develop
 - Steps for the developer:
 - Register as an Apple iOS developer
 - Install the latest Xcode IDE (including the iOS simulator)
- **Deploy to the iOS device**
 - Steps for the company:
 - Register for the iOS developer program
 - Invite developers to join your development group
 - Manage your devices
 - Steps for the developer:
 - Register for the iOS developer program
 - Create a developer certificate

Register to the iPhone Developer Program

Apple Developer Apple Developer Program Enrollment

Enroll in the Apple Developer Programs



- **1. Register as an Apple Developer**

If you have not already registered as an Apple Developer, we will walk you through the process so you can complete and submit your enrollment.
- **2. Select your Programs**

Once you have registered as an Apple Developer, you will select a Program (or Programs) based on the platform you wish to develop for.
- **3. Complete your purchase**

After purchasing your Program, you will receive an email from Apple Developer Support with information on how to access your Program resources.

[Continue](#) **Technical Requirement:** To develop with iPhone SDK you must have an Intel-based Mac running Mac OS X Snow Leopard or later.

See the Apple Developer Program website

Register Your Company as an Apple Developer

Apple ID Personal Profile Professional Profile

Are you new or a registered Apple developer?

New Apple Developer

- I need to create a new account for an Apple Developer Program.
- I currently have an Apple ID I would like to use for my enrollment in an Apple Developer Program.
- I'm currently an ADC Select, Premier, or Student Member and would like to enroll in an Apple Developer Program.
- I'm currently enrolled in iPhone Developer Program or Mac Developer Program and want to add an additional program to my existing account.
- I'm currently enrolled in iPhone Developer Program or Mac Developer Program and want to add an additional program to my existing account.

Note: If you intend to enroll in a paid Developer Program for business purposes, you may prefer to create a new Apple ID that is dedicated to your business transactions and used for accounting purposes with Apple. If your Apple ID is associated with an existing iTunes Connect account, please create a new Apple ID to avoid accounting and reporting issues.

Cancel Go Back Continue

- Create an Apple ID for your company
- The name represents your company
- This ID will be registered to the iPhone developer program

Register Your Company as an Apple Developer

- Click **Company**
 - You are creating the Company development group

- Follow the rest of the process to register your Company as an Apple developer

The screenshot shows the Apple Developer enrollment interface. At the top, there are two radio button options: "Enroll as an individual if you do not need to add additional developers" and "Enroll as a Company if you would like to add additional developers". The "Company" option is selected and highlighted with an orange oval. Below these options, there are two columns of text detailing requirements for each enrollment type. The "Individual" column lists the need for credit card billing information. The "Company" column lists requirements for legal authority, legal agreements, and business documents. At the bottom of each column is a button labeled "Individual" and "Company" respectively. The "Company" button is also highlighted with an orange oval. A "View example" link is visible between the two columns.

Enroll as an individual if you do not need to add additional developers

Enroll as a Company if you would like to add additional developers

When enrolling in the iPhone Developer Program, your company name will appear in the App Store.

Invite additional developers to your team who can access the iPhone Developer Program.

When enrolling in the iPhone Developer Program as a Company, you will appear as the "seller" in the App Store when you publish apps.

[View example](#)

To enroll as an individual you will need:

- Credit Card Billing information for identity verification.

To enroll on behalf of a Company you will need:

- Legal Company/Organization Name.
- The legal authority to bind your company to any legal agreements that may be presented to you during the enrollment process or your program year.
- To provide us business documents including, but not limited to: Articles of Incorporation, Business License, etc. as part of our identity verification process.

Individual

Company

Register to the iPhone Developer Program

 **Developer** Apple Developer Program Enrollment

Enroll in the Apple Developer Programs

1. Register as an Apple Developer

If you have not already registered as an Apple Developer, we will walk you through the process so you can complete and submit your enrollment.

2. Select your Programs

Once you have registered as an Apple Developer, you will select a Program (or Programs) based on the platform you wish to develop for.

3. Complete your purchase

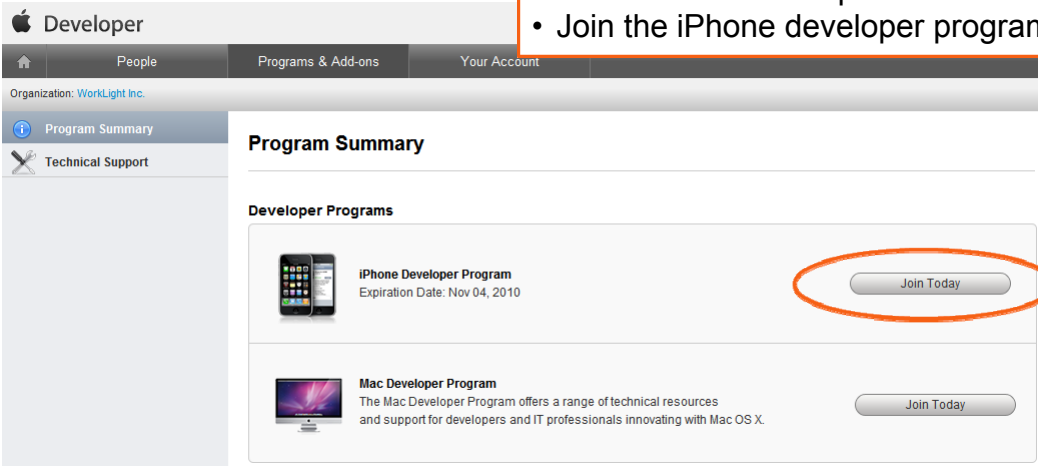
After purchasing your Program, you will receive an email from Apple Developer Support with information on how to access your Program resources.

[Continue](#)

Technical Requirement:
To develop with iPhone SDK you must have an Intel-based Mac running Mac OS X Snow Leopard or later.

See the Apple Developer Program website

Select Your Programs



- Go to the members portal
- Join the iPhone developer program

Developer

People Programs & Add-ons Your Account


Organization: WorkLight Inc.


Program Summary

Technical Support

Program Summary

Developer Programs

 **iPhone Developer Program**
Expiration Date: Nov 04, 2010 [Join Today](#)


 **Mac Developer Program**
The Mac Developer Program offers a range of technical resources and support for developers and IT professionals innovating with Mac OS X. [Join Today](#)

See the Apple Developer Program website

Agenda

- Develop
 - Steps for the developer:
 - Register as an Apple iOS developer
 - Install the latest Xcode IDE (including the iOS simulator)
- Deploy to the iOS device
 - Steps for the company:
 - Register for the iOS developer program
 - Invite developers to join your development group
 - Manage your devices
 - Steps for the developer:
 - Register for the iOS developer program
 - Create a developer certificate

Invite Developers to the Team



Developer


Home People Programs & Add-ons Your Account

Organization: [WorkLight Inc.](#)


- All People
- iPhone Developers
- Invitations

Invite People to Your Team

Invite a Person to Your Team

 Send an invitation to a colleague requesting they join your development team. [Invite Person](#)

Invite Multiple People to Your Team

 Send invitations to a list of colleagues requesting they join your development team. [Bulk Invite](#)

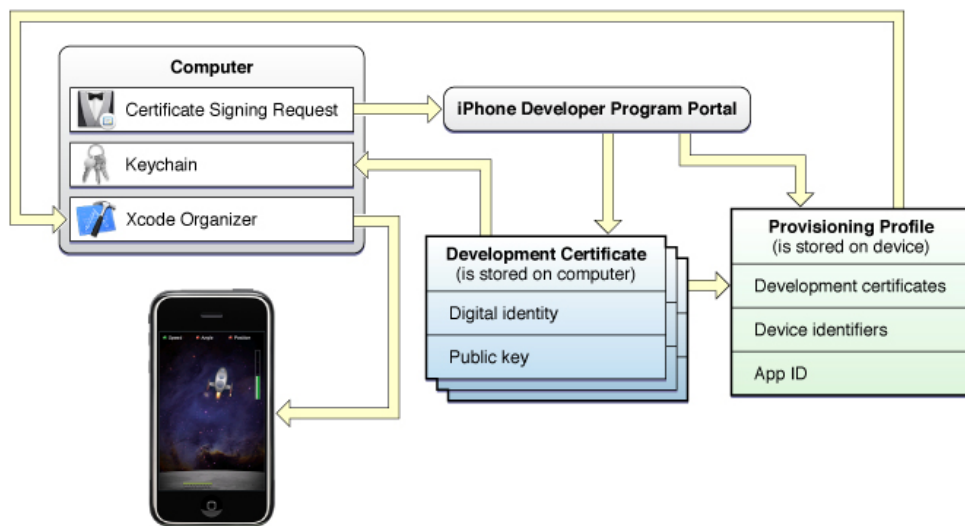
Recent Invitations

| Name | Email | Date Sent | Status | ⚙ |
|-------------------|--|--------------|----------|-------------------------|
| Eliran Ben Yishai | eliranb@worklight.com | May 11, 2010 | Pending | Details |
| Avi Engelshtein | aengelshtein@fis-software.com | May 09, 2010 | Accepted | Details |

Agenda

- Develop
 - Steps for the developer:
 - Register as an Apple iOS developer
 - Install the latest Xcode IDE (including the iOS simulator)
- Deploy to the iOS device
 - Steps for the company:
 - Register for the iOS developer program
 - Invite developers to join your development group
 - **Manage your devices**
 - Steps for the developer:
 - Register for the iOS developer program
 - Create a developer certificate

Manage Your Devices



See the Apple iOS Developer Library website

Agenda

- Develop
 - Steps for the developer:
 - Register as an Apple iOS developer
 - Install the latest Xcode IDE (including the iOS simulator)
- Deploy to the iOS device
 - Steps for the company:
 - Register for the iOS developer program
 - Invite developers to join your development group
 - Manage your devices
 - Steps for the developer:
 - Register for the iOS developer program
 - **Create a developer certificate**

Create a Developer Certificate

- Obtain your development certificate as indicated in the Apple iOS Developer Library website.

You can now develop your applications with Worklight, automatically generate Xcode projects, and compile and run them on iOS devices.

Notices

- Permission for the use of these publications is granted subject to these terms and conditions.
- This information was developed for products and services offered in the U.S.A.
- IBM may not offer the products, services, or features discussed in this document in other countries. Consult your local IBM representative for information on the products and services currently available in your area. Any reference to an IBM product, program, or service is not intended to state or imply that only that IBM product, program, or service may be used. Any functionally equivalent product, program, or service that does not infringe any IBM intellectual property right may be used instead. However, it is the user's responsibility to evaluate and verify the operation of any non-IBM product, program, or service.
- IBM may have patents or pending patent applications covering subject matter described in this document. The furnishing of this document does not grant you any license to these patents. You can send license inquiries, in writing, to:
 - IBM Director of Licensing
IBM Corporation
North Castle Drive
Armonk, NY 10504-1785
U.S.A.
- For license inquiries regarding double-byte character set (DBCS) information, contact the IBM Intellectual Property Department in your country or send inquiries, in writing, to:
 - Intellectual Property Licensing
Legal and Intellectual Property Law
IBM Japan Ltd.
1623-14, Shimotsuruma, Yamato-shi
Kanagawa 242-8502 Japan
- **The following paragraph does not apply to the United Kingdom or any other country where such provisions are inconsistent with local law:**
INTERNATIONAL BUSINESS MACHINES CORPORATION PROVIDES THIS PUBLICATION "AS IS" WITHOUT WARRANTY OF ANY KIND, EITHER EXPRESS OR IMPLIED, INCLUDING, BUT NOT LIMITED TO, THE IMPLIED WARRANTIES OF NON-INFRINGEMENT, MERCHANTABILITY OR FITNESS FOR A PARTICULAR PURPOSE. Some states do not allow disclaimer of express or implied warranties in certain transactions, therefore, this statement may not apply to you.
- This information could include technical inaccuracies or typographical errors. Changes are periodically made to the information herein; these changes will be incorporated in new editions of the publication. IBM may make improvements and/or changes in the product(s) and/or the program(s) described in this publication at any time without notice.
- Any references in this information to non-IBM Web sites are provided for convenience only and do not in any manner serve as an endorsement of those Web sites. The materials at those Web sites are not part of the materials for this IBM product and use of those Web sites is at your own risk.
- IBM may use or distribute any of the information you supply in any way it believes appropriate without incurring any obligation to you.
- Licensees of this program who wish to have information about it for the purpose of enabling: (i) the exchange of information between independently created programs and other programs (including this one) and (ii) the mutual use of the information which has been exchanged, should contact:
 - IBM Corporation
Dept F6, Bldg 1
294 Route 100
Somers NY 10589-3216
USA
- Such information may be available, subject to appropriate terms and conditions, including in some cases, payment of a fee.
- The licensed program described in this document and all licensed material available for it are provided by IBM under terms of the IBM Customer Agreement, IBM International Program License Agreement or any equivalent agreement between us.
- Information concerning non-IBM products was obtained from the suppliers of those products, their published announcements or other publicly available sources. IBM has not tested those products and cannot confirm the accuracy of performance, compatibility or any other claims related to non-IBM products. Questions on the capabilities of non-IBM products should be addressed to the suppliers of those products.

COPYRIGHT LICENSE:

- This information contains sample application programs in source language, which illustrate programming techniques on various operating platforms. You may copy, modify, and distribute these sample programs in any form without payment to IBM, for the purposes of developing, using, marketing or distributing application programs conforming to the application programming interface for the operating platform for which the sample programs are written. These examples have not been thoroughly tested under all conditions. IBM, therefore, cannot guarantee or imply reliability, serviceability, or function of these programs.
- Each copy or any portion of these sample programs or any derivative work, must include a copyright notice as follows:
© (your company name) (year). Portions of this code are derived from IBM Corp. Sample Programs. © Copyright IBM Corp. _enter the year or years_. All rights reserved.

Support and comments

- For the entire IBM Worklight documentation set, training material and online forums where you can post questions, see the IBM website at:
 - <http://www.ibm.com/mobile-docs>
- **Support**
 - Software Subscription and Support (also referred to as Software Maintenance) is included with licenses purchased through Passport Advantage and Passport Advantage Express. For additional information about the International Passport Advantage Agreement and the IBM International Passport Advantage Express Agreement, visit the Passport Advantage website at:
 - <http://www.ibm.com/software/passportadvantage>
 - If you have a Software Subscription and Support in effect, IBM provides you assistance for your routine, short duration installation and usage (how-to) questions, and code-related questions. For additional details, consult your IBM Software Support Handbook at:
 - <http://www.ibm.com/support/handbook>
- **Comments**
 - We appreciate your comments about this publication. Please comment on specific errors or omissions, accuracy, organization, subject matter, or completeness of this document. The comments you send should pertain to only the information in this manual or product and the way in which the information is presented.
 - For technical questions and information about products and prices, please contact your IBM branch office, your IBM business partner, or your authorized remarketer.
 - When you send comments to IBM, you grant IBM a nonexclusive right to use or distribute your comments in any way it believes appropriate without incurring any obligation to you. IBM or any other organizations will only use the personal information that you supply to contact you about the issues that you state.
 - Thank you for your support.
 - Submit your comments in the IBM Worklight forums at:
 - <https://www.ibm.com/developerworks/mobile/mobileforum.html>
 - If you would like a response from IBM, please provide the following information:
 - Name
 - Address
 - Company or Organization
 - Phone No.
 - Email address

Thank You

