


IBM Worklight V5.0.6 Getting Started

Learning Worklight client side API



Trademarks

- IBM, the IBM logo, and [ibm.com](http://www.ibm.com) are trademarks or registered trademarks of International Business Machines Corporation, registered in many jurisdictions worldwide. Worklight is a trademark or registered trademark of Worklight, an IBM Company. Other product and service names might be trademarks of IBM or other companies. A current list of IBM trademarks is available on the Web at “[Copyright and trademark information](http://www.ibm.com/legal/copytrade.shtml)” at www.ibm.com/legal/copytrade.shtml.
- Adobe, and the Adobe logo are either registered trademarks or trademarks of Adobe Systems Incorporated in the United States, and/or other countries.
- Java and all Java-based trademarks and logos are trademarks or registered trademarks of Oracle and/or its affiliates.
- Other company products or service names may be trademarks or service marks of others.
- This document may not be reproduced in whole or in part without the prior written permission of IBM.

About IBM®

- See <http://www.ibm.com/ibm/us/en/>

Before You Start

- This training module assumes that you have previous experience and knowledge of web development technologies such as HTML, CSS, JavaScript™ and DOM events and manipulations
- To learn those technologies, you can visit <http://www.w3schools.com/>
- Although not required, a basic knowledge of jQuery, and object-oriented JavaScript libraries is an advantage
- The purpose of this module is to give you an overview of Worklight client side API

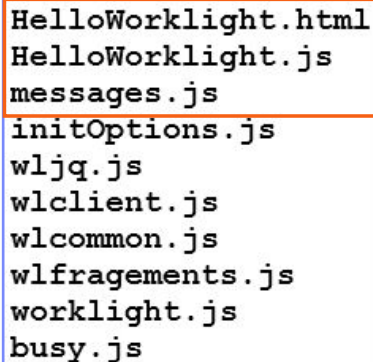
Agenda

- Worklight application components
- The WL Namespace
- WL.Client
- WL.Logger
- Exercise

Worklight application components

The application sources

- Main HTML file
- Main JavaScript file
- Messages file for storing application strings, primarily used for translation



```
HelloWorklight.html
HelloWorklight.js
messages.js
initOptions.js
wljq.js
wlclient.js
wlcommon.js
wlfragements.js
worklight.js
busy.js
```

Worklight application components

Worklight® initialization

- Used to define application initialization options.
For more information about initialization options, see the IBM Worklight user documentation.

```
HelloWorklight.html  
HelloWorklight.js  
messages.js  
initOptions.js  
wljq.js  
wlclient.js  
wlcommon.js  
wlfragements.js  
worklight.js  
busy.js
```




Worklight application components

jQuery JavaScript Framework

IBM Worklight includes an encapsulated jQuery, which can be added to the developer project with a single line of code:

```
window.$ = window.jQuery = WLJQ;
```

```
HelloWorklight.html  
HelloWorklight.js  
messages.js  
initOptions.js  
wljq.js  
wlclient.js  
wlcommon.js  
wlfragements.js  
worklight.js  
busy.js
```



Worklight application components

Worklight Client JavaScript API

- Worklight Client API uses **WL** namespace
- Provides bridging to native mobile platform APIs, dynamic HTML load, and so on

```
HelloWorklight.html
HelloWorklight.js
messages.js
initOptions.js
wljq.js
wlclient.js
wlcommon.js
wlfrgements.js
worklight.js
busy.js
```



Agenda

- Worklight application components
- The WL Namespace
- WL.Client
- WL.Logger
- Exercise

The WL Namespace

- To use Worklight API, a WL namespace is used
 - `WL.Client`, `WL.Utills`, ...
- Exposes the API objects, methods, and constants (usually enums)
- Automatically added to the app main HTML file
 - `wlcommon.js`
 - `wlclient.js`
 - `worklight.js`
- WL Namespace is automatically available on application initialization

Agenda

- Worklight application components
- The WL Namespace
- **WL.Client**
- WL.Logger
- Exercise

WL.Client

- With WL.Client, you can perform the following type of tasks:
 - Initialize and reload the application

WL.Client.init (options)

options are:

- onSuccess
- onFailure
- connectOnStartup
- busyOptions

WL.Client.reloadApp()

WL.Client

- With WL.Client, you can perform the following type of tasks:
 - Initialize and reload the application
 - **Trigger login and logout**

WL.Client.login (realm, options)
WL.Client.logout (realm, options)

WL.Client

- With WL.Client, you can perform the following type of tasks:
 - Initialize and reload the application
 - Trigger login and logout
 - Obtain general app information

```
WL.Client.getEnvironment ()  
WL.Environment.ADOBE_AIR  
...
```

WL.Client

- With WL.Client, you can perform the following type of tasks:
 - Initialize and reload the app
 - Trigger login and logout
 - Obtain general app information
 - Retrieve and update data from corporate information systems

```
WL.Client.invokeProcedure (invocationData, options)
```

WL.Client

- With WL.Client, you can perform the following type of tasks:
 - Initialize and reload the app
 - Trigger login and logout
 - Obtain general app information
 - Retrieve and update data from corporate information systems
 - **Store and retrieve user preferences across sessions**

```
WL.Client.setUserPref (key, value, options)
WL.Client.setUserPrefs ({key1:value1, ...}, options)
WL.Client.getUserPref (key)
WL.Client.deleteUserPref (key, options)
WL.Client.hasUserPref (key)
```


WL.Client

- With WL.Client, you can perform the following type of tasks:
 - Initialize and reload the app
 - Trigger login and logout
 - Obtain general app information
 - Retrieve and update data from corporate information systems
 - Store and retrieve user preferences across sessions
 - Specify environment-specific user interface behavior

WL.App.openURL
WL.App.getDeviceLanguage
WL.App.getDeviceLocale
WL.BusyIndicator
WL.TabBar
WL.SimpleDialog
WL.OptionsMenu

WL.Client

- With WL.Client, you can perform the following type of tasks:
 - Initialize and reload the app
 - Trigger login and logout
 - Obtain general app information
 - Retrieve and update data from corporate information systems
 - Store and retrieve user preferences across sessions
 - Specify environment-specific user interface behavior
 - Store custom log lines for auditing and reporting purposes in special database tables

WL.Client.logActivity
(activityType)

WL.Client

- With WL.Client, you can

WL.Logger.debug

– Initialize and reload the app

– Trigger

– Obtain g

– Retrieve

– Store an

– Specify

– Store cu

special database tables

– Write debug lines to a logger window

```

wlclient init started
Request [/apps/services/api/aaa/common/0/init]
✖ POST http://localhost:8080/apps/services/api/aaa/common/0/init 403 (Forbidden)
Request [/apps/services/api/aaa/common/0/init]
response [/apps/services/api/aaa/common/0/init] success: /*-secure-
{"userPrefs": {}, "gadgetProps": {"IID": "0", "ENVIRONMENT": "common"}, "userInfo": {"Persisten
c961f5c02313"}, "SampleAppRealm": {"isUserAuthenticated": "0"}, "WorklightConsole": {"isUser
wlclient connect success
before: app init onSuccess
Hello worklight!
This is a demonstration of how to use the logger
to debug apps.
after: app init onSuccess
wlclient init success
  
```

WL.Client

- With WL.Client, you can perform the following type of tasks:
 - Initialize and reload the app
 - Trigger login and logout
 - Obtain general app information
 - Retrieve and update data from corporate information systems
 - Store and retrieve user preferences across sessions
 - Specify environment-specific user interface behavior
 - Store custom log lines for auditing and reporting purposes in special database tables
 - Write debug lines to a logger window
- **For full information, see the IBM Worklight user documentation.**

Agenda

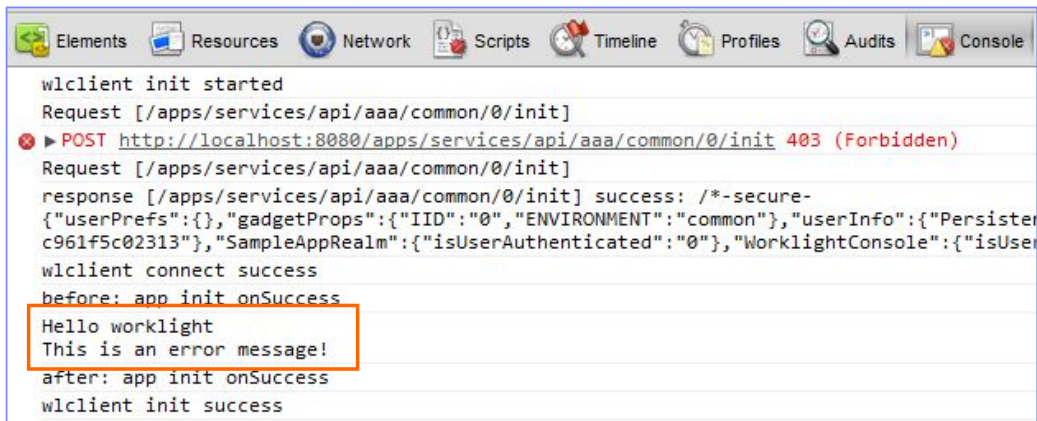
- Worklight application components
- The WL Namespace
- WL.Client
- **WL.Logger**
- Exercise

WL.Logger

- Helps troubleshoot errors in environments without debugging tools
- Outputs to an environment console, such as Xcode console, Adobe AIR, and Android Logcat, when one exists

WL.Logger

- WL.Logger.debug(message)
- WL.Logger.error(message)



```
wlclient init started
Request [/apps/services/api/aaa/common/0/init]
✖ ▶ POST http://localhost:8080/apps/services/api/aaa/common/0/init 403 (Forbidden)
Request [/apps/services/api/aaa/common/0/init]
response [/apps/services/api/aaa/common/0/init] success: /*-secure-
{"userPrefs": {}, "gadgetProps": {"IID": "0", "ENVIRONMENT": "common"}, "userInfo": {"Persiste
c961f5c02313"}, "SampleAppRealm": {"isUserAuthenticated": "0"}, "WorklightConsole": {"isUser
wlclient connect success
before: app init onSuccess
Hello worklight
This is an error message!
after: app init onSuccess
wlclient init success
```

Agenda

- Worklight application components
- The WL Namespace
- WL.Client
- WL.Logger
- **Exercise**

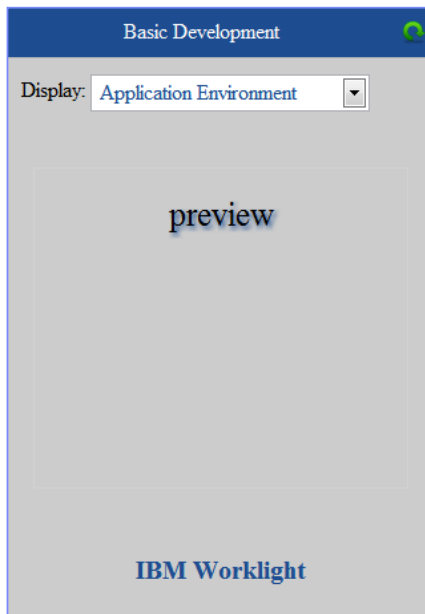
Exercise

Basic API Application Development

- Create a Worklight Application
- Add an image to the header element
 - Observe for clicks
 - When clicked:
 - Display the busy indicator for 5 seconds and then use the Worklight API to reload the app
- Add a select element with two options:
 - Display App environment
 - Display Language
 - When a change occurs, use the Worklight API to display the selected data
- Add a link to <http://m.ibm.com> at the bottom of the app
 - When clicked, use the WL API to open an URL

Exercise

- The sample for this training module can be found in the **Getting Started** page of the **IBM Worklight** documentation website at <http://www.ibm.com/mobile-docs>



Check yourself questions

- Worklight client-side framework comes with an embedded JavaScript library. Which one?
 - jQuery
 - Prototype
 - Dojo
 - MooTools
- What is the **messages.js** file used for?
 - This file contains the texts of application prompts
 - This file contains the texts of error messages that the application can show
 - An internal framework file that is used to store system messages for debugging purposes
 - This file contains strings that can be used for application elements
- The following API can be used across all environments to debug the Worklight application
 - console.log
 - console.debug
 - WL.Logger.debug
 - WL.Debugger.log

Check yourself questions

- Worklight client-side framework comes with an embedded JavaScript library. Which one?
 - jQuery
 - Prototype
 - Dojo
 - MooTools
- What is the **messages.js** used for?
 - This file contains the texts of application prompts
 - This file contains the texts of error messages that the application can show
 - An internal framework file, it is used to store system messages for debugging purposes
 - This file contains strings that can be used for application elements
- The following API can be used across all environments to debug the Worklight application
 - console.log
 - console.debug
 - WL.Logger.debug
 - WL.Debugger.log

Notices

- Permission for the use of these publications is granted subject to these terms and conditions.
- This information was developed for products and services offered in the U.S.A.
- IBM may not offer the products, services, or features discussed in this document in other countries. Consult your local IBM representative for information on the products and services currently available in your area. Any reference to an IBM product, program, or service is not intended to state or imply that only that IBM product, program, or service may be used. Any functionally equivalent product, program, or service that does not infringe any IBM intellectual property right may be used instead. However, it is the user's responsibility to evaluate and verify the operation of any non-IBM product, program, or service.
- IBM may have patents or pending patent applications covering subject matter described in this document. The furnishing of this document does not grant you any license to these patents. You can send license inquiries, in writing, to:
 - IBM Director of Licensing
IBM Corporation
North Castle Drive
Armonk, NY 10504-1785
U.S.A.
- For license inquiries regarding double-byte character set (DBCS) information, contact the IBM Intellectual Property Department in your country or send inquiries, in writing, to:
 - Intellectual Property Licensing
Legal and Intellectual Property Law
IBM Japan Ltd.
1623-14, Shimotsuruma, Yamato-shi
Kanagawa 242-8502 Japan
- **The following paragraph does not apply to the United Kingdom or any other country where such provisions are inconsistent with local law: INTERNATIONAL BUSINESS MACHINES CORPORATION PROVIDES THIS PUBLICATION "AS IS" WITHOUT WARRANTY OF ANY KIND, EITHER EXPRESS OR IMPLIED, INCLUDING, BUT NOT LIMITED TO, THE IMPLIED WARRANTIES OF NON-INFRINGEMENT, MERCHANTABILITY OR FITNESS FOR A PARTICULAR PURPOSE. Some states do not allow disclaimer of express or implied warranties in certain transactions, therefore, this statement may not apply to you.**
- This information could include technical inaccuracies or typographical errors. Changes are periodically made to the information herein; these changes will be incorporated in new editions of the publication. IBM may make improvements and/or changes in the product(s) and/or the program(s) described in this publication at any time without notice.
- Any references in this information to non-IBM Web sites are provided for convenience only and do not in any manner serve as an endorsement of those Web sites. The materials at those Web sites are not part of the materials for this IBM product and use of those Web sites is at your own risk.
- IBM may use or distribute any of the information you supply in any way it believes appropriate without incurring any obligation to you.
- Licensees of this program who wish to have information about it for the purpose of enabling: (i) the exchange of information between independently created programs and other programs (including this one) and (ii) the mutual use of the information which has been exchanged, should contact:
 - IBM Corporation
Dept F6, Bldg 1
294 Route 100
Somers NY 10589-3216
USA

- Such information may be available, subject to appropriate terms and conditions, including in some cases, payment of a fee.
- The licensed program described in this document and all licensed material available for it are provided by IBM under terms of the IBM Customer Agreement, IBM International Program License Agreement or any equivalent agreement between us.
- Information concerning non-IBM products was obtained from the suppliers of those products, their published announcements or other publicly available sources. IBM has not tested those products and cannot confirm the accuracy of performance, compatibility or any other claims related to non-IBM products. Questions on the capabilities of non-IBM products should be addressed to the suppliers of those products.

COPYRIGHT LICENSE:

- This information contains sample application programs in source language, which illustrate programming techniques on various operating platforms. You may copy, modify, and distribute these sample programs in any form without payment to IBM, for the purposes of developing, using, marketing or distributing application programs conforming to the application programming interface for the operating platform for which the sample programs are written. These examples have not been thoroughly tested under all conditions. IBM, therefore, cannot guarantee or imply reliability, serviceability, or function of these programs.
- Each copy or any portion of these sample programs or any derivative work, must include a copyright notice as follows:
 - © (your company name) (year). Portions of this code are derived from IBM Corp. Sample Programs. © Copyright IBM Corp. _enter the year or years_. All rights reserved.

Privacy Policy Considerations

- IBM Software products, including software as a service solutions, ("Software Offerings") may use cookies or other technologies to collect product usage information, to help improve the end user experience, to tailor interactions with the end user or for other purposes. In many cases no personally identifiable information is collected by the Software Offerings. Some of our Software Offerings can help enable you to collect personally identifiable information. If this Software Offering uses cookies to collect personally identifiable information, specific information about this offering's use of cookies is set forth below.
- Depending upon the configurations deployed, this Software Offering may use session cookies that collect session information (generated by the application server). These cookies contain no personally identifiable information and are required for session management. Additionally, persistent cookies may be randomly generated to recognize and manage anonymous users. These cookies also contain no personally identifiable information and are required.
- If the configurations deployed for this Software Offering provide you as customer the ability to collect personally identifiable information from end users via cookies and other technologies, you should seek your own legal advice about any laws applicable to such data collection, including any requirements for notice and consent. For more information about the use of various technologies, including cookies, for these purposes, see IBM's Privacy Policy at <http://www.ibm.com/privacy>; and IBM's Online Privacy Statement at <http://www.ibm.com/privacy/details/en/us> sections entitled "Cookies, Web Beacons and Other Technologies" and "Software Products and Software-as-a-Service".

Support and comments

- For the entire IBM Worklight documentation set, training material and online forums where you can post questions, see the IBM website at:
 - <http://www.ibm.com/mobile-docs>
- **Support**
 - Software Subscription and Support (also referred to as Software Maintenance) is included with licenses purchased through Passport Advantage and Passport Advantage Express. For additional information about the International Passport Advantage Agreement and the IBM International Passport Advantage Express Agreement, visit the Passport Advantage website at:
 - <http://www.ibm.com/software/passportadvantage>
 - If you have a Software Subscription and Support in effect, IBM provides you assistance for your routine, short duration installation and usage (how-to) questions, and code-related questions. For additional details, consult your IBM Software Support Handbook at:
 - <http://www.ibm.com/support/handbook>
- **Comments**
 - We appreciate your comments about this publication. Please comment on specific errors or omissions, accuracy, organization, subject matter, or completeness of this document. The comments you send should pertain to only the information in this manual or product and the way in which the information is presented.
 - For technical questions and information about products and prices, please contact your IBM branch office, your IBM business partner, or your authorized remarketer.
 - When you send comments to IBM, you grant IBM a nonexclusive right to use or distribute your comments in any way it believes appropriate without incurring any obligation to you. IBM or any other organizations will only use the personal information that you supply to contact you about the issues that you state.
 - Thank you for your support.
 - Submit your comments in the IBM Worklight forums at:
 - <https://www.ibm.com/developerworks/mobile/mobileforum.html>
 - If you would like a response from IBM, please provide the following information:
 - Name
 - Address
 - Company or Organization
 - Phone No.
 - Email address

Thank You

