


IBM Worklight V5.0.6 Getting Started

General information when developing for BlackBerry 6 and 7



Trademarks

- IBM, the IBM logo, and ibm.com are trademarks or registered trademarks of International Business Machines Corporation, registered in many jurisdictions worldwide. Worklight is a trademark or registered trademark of Worklight, an IBM Company. Other product and service names might be trademarks of IBM or other companies. A current list of IBM trademarks is available on the Web at “[Copyright and trademark information](http://www.ibm.com/legal/copytrade.shtml)” at www.ibm.com/legal/copytrade.shtml.
- Other company products or service names may be trademarks or service marks of others.
- This document may not be reproduced in whole or in part without the prior written permission of IBM.

About IBM®

- See <http://www.ibm.com/ibm/us/en/>

Agenda

- Installation
- Development
 - Environment-specific images
- Testing
 - Debugging the application
- Publishing

Installation

Install your environment as explained in the
“Setting Up Your BlackBerry Development Environment”
training module.



Agenda

- Installation
- Development
 - Environment-specific images
- Testing
 - Debugging the application
- Publishing

Environment-specific images – BlackBerry 6, or 7

- Icon
(80x80)



- Splash
(200x39)



Environment-specific images – BlackBerry 10

- Icon
(114x114)



- **Splash-1024x600.png**
(1024x600)
- **Splash-1280x768.png**
(1280x768)
- **Splash-600x1024.png**
(600x1024)
- **Splash-768x1280.png**
(768x1280)



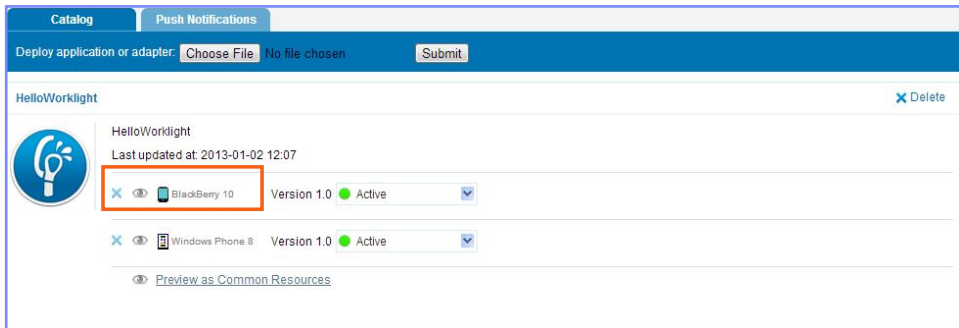
Agenda

- Installation
- Development
 - Environment-specific images
- Testing
 - Debugging the application
- Publishing

Debugging the Application

Phase 1: Testing in your browser

- With the Worklight® Console, you can preview the BlackBerry 10 application in a web browser.



- Your BlackBerry app resources are previewed in the browser, and you can then debug the application by using the tools that the browser offers.
 - For example: Firebug, Developer toolbar, or Console.

Debugging the Application

Phase 2: Testing on BlackBerry Ripple

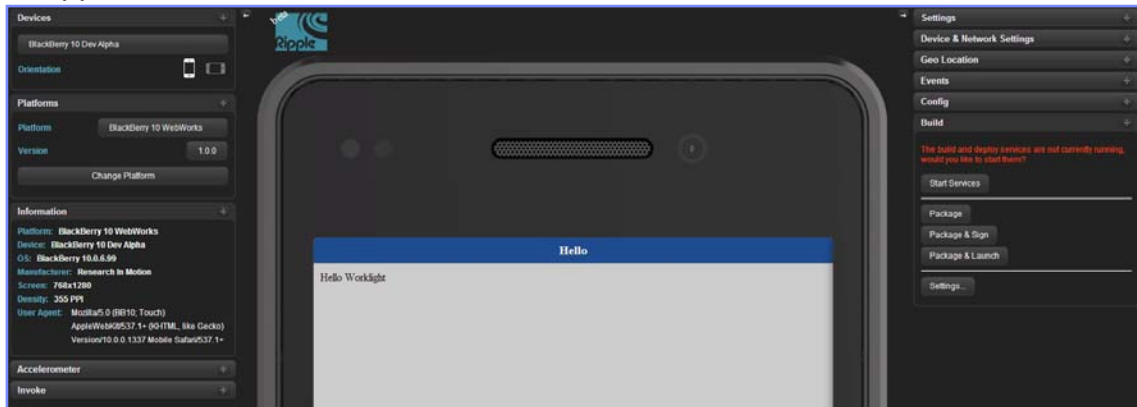
- To test your application on BlackBerry Ripple, select the required environment from the Worklight console, as in phase 1, to open your application with the Worklight MBS (Mobile Browser Simulator).
- Then, click the **Open Simple Preview** at the top.

The screenshot displays the Mobile Browser Simulator interface. At the top, the title is "Mobile Browser Simulator" with a subtitle "The Mobile Browser Simulator displays mobile web pages in a variety of mobile browser sizes and shapes." Below this is a navigation bar containing a "Webpage:" field with the URL "/apps/services/preview>HelloWorklight/blackberry10/1.0/", a "Go" button, and a button labeled "Open Simple Preview" which is highlighted with an orange rectangle. Other controls include "Add Device", "Scale All Devices: 100%", "Enable Useragent Switching", and "Simulate Device API". On the left, a sidebar lists Cordova features like Device, Events, Accelerometer, Battery, Camera, Capture, Compass, Contacts, File, Geolocation, and Network. The main area shows a simulated BlackBerry Bold 9930 device displaying "Hello Worklight".

Debugging the Application

Phase 2: Testing on BlackBerry Ripple (continued)

- As a second step, click the Ripple extension icon on the upper right of your browser, and then click – **enable**. The current URL opens inside Ripple.



Debugging the Application

Phase 3: Testing on the BlackBerry simulator and handset

- Use BlackBerry Ripple to package (and optionally sign) your application.
- Load your application to a BlackBerry simulator or handset.
 - For more information, see the **“Previewing Your Application In BlackBerry 10 environment”** training module.
- For more information about application packaging, see the documentation area of the HTML5 WebWorks on the BlackBerry Developer website.
- To test your application in a BlackBerry 10 handset, you must sign it with the BlackBerry Device Code Signing keys that you can obtain at <https://www.blackberry.com/SignedKeys/codesigning.html>



Debugging the Application

- To learn how to debug the application, see the documentation of the HTML5 WebWorks on the BlackBerry Developer website:
 - Using BlackBerry 10 simulator
 - Running on BlackBerry 10 devices

- See <https://developer.blackberry.com/html5/documentation/>

Agenda

- Installation
- Development
 - Environment-specific images
- Testing
 - Debugging the application
- Publishing

Publishing

- BlackBerry applications deployment is done through the BlackBerry App World.
 - For more information about this process, see https://developer.blackberry.com/html5/documentation/distributing_your_app_1866990_11.html



Notices

- Permission for the use of these publications is granted subject to these terms and conditions.
- This information was developed for products and services offered in the U.S.A.
- IBM may not offer the products, services, or features discussed in this document in other countries. Consult your local IBM representative for information on the products and services currently available in your area. Any reference to an IBM product, program, or service is not intended to state or imply that only that IBM product, program, or service may be used. Any functionally equivalent product, program, or service that does not infringe any IBM intellectual property right may be used instead. However, it is the user's responsibility to evaluate and verify the operation of any non-IBM product, program, or service.
- IBM may have patents or pending patent applications covering subject matter described in this document. The furnishing of this document does not grant you any license to these patents. You can send license inquiries, in writing, to:
 - IBM Director of Licensing
IBM Corporation
North Castle Drive
Armonk, NY 10504-1785
U.S.A.
- For license inquiries regarding double-byte character set (DBCS) information, contact the IBM Intellectual Property Department in your country or send inquiries, in writing, to:
 - Intellectual Property Licensing
Legal and Intellectual Property Law
IBM Japan Ltd.
1623-14, Shimotsuruma, Yamato-shi
Kanagawa 242-8502 Japan
- **The following paragraph does not apply to the United Kingdom or any other country where such provisions are inconsistent with local law: INTERNATIONAL BUSINESS MACHINES CORPORATION PROVIDES THIS PUBLICATION "AS IS" WITHOUT WARRANTY OF ANY KIND, EITHER EXPRESS OR IMPLIED, INCLUDING, BUT NOT LIMITED TO, THE IMPLIED WARRANTIES OF NON-INFRINGEMENT, MERCHANTABILITY OR FITNESS FOR A PARTICULAR PURPOSE. Some states do not allow disclaimer of express or implied warranties in certain transactions, therefore, this statement may not apply to you.**
- This information could include technical inaccuracies or typographical errors. Changes are periodically made to the information herein; these changes will be incorporated in new editions of the publication. IBM may make improvements and/or changes in the product(s) and/or the program(s) described in this publication at any time without notice.
- Any references in this information to non-IBM Web sites are provided for convenience only and do not in any manner serve as an endorsement of those Web sites. The materials at those Web sites are not part of the materials for this IBM product and use of those Web sites is at your own risk.
- IBM may use or distribute any of the information you supply in any way it believes appropriate without incurring any obligation to you.
- Licensees of this program who wish to have information about it for the purpose of enabling: (i) the exchange of information between independently created programs and other programs (including this one) and (ii) the mutual use of the information which has been exchanged, should contact:
 - IBM Corporation
Dept F6, Bldg 1
294 Route 100
Somers NY 10589-3216
USA

- Such information may be available, subject to appropriate terms and conditions, including in some cases, payment of a fee.
- The licensed program described in this document and all licensed material available for it are provided by IBM under terms of the IBM Customer Agreement, IBM International Program License Agreement or any equivalent agreement between us.
- Information concerning non-IBM products was obtained from the suppliers of those products, their published announcements or other publicly available sources. IBM has not tested those products and cannot confirm the accuracy of performance, compatibility or any other claims related to non-IBM products. Questions on the capabilities of non-IBM products should be addressed to the suppliers of those products.

COPYRIGHT LICENSE:

- This information contains sample application programs in source language, which illustrate programming techniques on various operating platforms. You may copy, modify, and distribute these sample programs in any form without payment to IBM, for the purposes of developing, using, marketing or distributing application programs conforming to the application programming interface for the operating platform for which the sample programs are written. These examples have not been thoroughly tested under all conditions. IBM, therefore, cannot guarantee or imply reliability, serviceability, or function of these programs.
- Each copy or any portion of these sample programs or any derivative work, must include a copyright notice as follows:
 - © (your company name) (year). Portions of this code are derived from IBM Corp. Sample Programs. © Copyright IBM Corp., enter the year or years. All rights reserved.

Privacy Policy Considerations

- IBM Software products, including software as a service solutions, ("Software Offerings") may use cookies or other technologies to collect product usage information, to help improve the end user experience, to tailor interactions with the end user or for other purposes. In many cases no personally identifiable information is collected by the Software Offerings. Some of our Software Offerings can help enable you to collect personally identifiable information. If this Software Offering uses cookies to collect personally identifiable information, specific information about this offering's use of cookies is set forth below.
- Depending upon the configurations deployed, this Software Offering may use session cookies that collect session information (generated by the application server). These cookies contain no personally identifiable information and are required for session management. Additionally, persistent cookies may be randomly generated to recognize and manage anonymous users. These cookies also contain no personally identifiable information and are required.
- If the configurations deployed for this Software Offering provide you as customer the ability to collect personally identifiable information from end users via cookies and other technologies, you should seek your own legal advice about any laws applicable to such data collection, including any requirements for notice and consent. For more information about the use of various technologies, including cookies, for these purposes, see IBM's Privacy Policy at <http://www.ibm.com/privacy>; and IBM's Online Privacy Statement at <http://www.ibm.com/privacy/details/en/us> sections entitled "Cookies, Web Beacons and Other Technologies" and "Software Products and Software-as-a-Service".

Support and comments

- For the entire IBM Worklight documentation set, training material and online forums where you can post questions, see the IBM website at:
 - <http://www.ibm.com/mobile-docs>
- **Support**
 - Software Subscription and Support (also referred to as Software Maintenance) is included with licenses purchased through Passport Advantage and Passport Advantage Express. For additional information about the International Passport Advantage Agreement and the IBM International Passport Advantage Express Agreement, visit the Passport Advantage website at:
 - <http://www.ibm.com/software/passportadvantage>
 - If you have a Software Subscription and Support in effect, IBM provides you assistance for your routine, short duration installation and usage (how-to) questions, and code-related questions. For additional details, consult your IBM Software Support Handbook at:
 - <http://www.ibm.com/support/handbook>
- **Comments**
 - We appreciate your comments about this publication. Please comment on specific errors or omissions, accuracy, organization, subject matter, or completeness of this document. The comments you send should pertain to only the information in this manual or product and the way in which the information is presented.
 - For technical questions and information about products and prices, please contact your IBM branch office, your IBM business partner, or your authorized remarketer.
 - When you send comments to IBM, you grant IBM a nonexclusive right to use or distribute your comments in any way it believes appropriate without incurring any obligation to you. IBM or any other organizations will only use the personal information that you supply to contact you about the issues that you state.
 - Thank you for your support.
 - Submit your comments in the IBM Worklight forums at:
 - <https://www.ibm.com/developerworks/mobile/mobileforum.html>
 - If you would like a response from IBM, please provide the following information:
 - Name
 - Address
 - Company or Organization
 - Phone No.
 - Email address

Thank You

