


IBM Worklight V6.0.0 Getting Started

General information when developing for iOS



Trademarks

- IBM, the IBM logo, and ibm.com are trademarks or registered trademarks of International Business Machines Corporation, registered in many jurisdictions worldwide. Worklight is a trademark or registered trademark of Worklight, an IBM Company. Other product and service names might be trademarks of IBM or other companies. A current list of IBM trademarks is available on the Web at “[Copyright and trademark information](http://www.ibm.com/legal/copytrade.shtml)” at www.ibm.com/legal/copytrade.shtml.
- Java and all Java-based trademarks and logos are trademarks or registered trademarks of Oracle and/or its affiliates.
- Other company products or service names may be trademarks or service marks of others.
- This document may not be reproduced in whole or in part without the prior written permission of IBM.

About IBM®

- See <http://www.ibm.com/ibm/us/en/>

Agenda

- Installation
- Development
 - Environment-specific APIs
 - Environment-specific images
- Testing
 - Debugging the app
- Deployment

Installation

See ***Setting up your iOS Development Environment*** for a detailed explanation



Agenda

- Installation
- Development
 - Environment-specific APIs
 - Environment-specific images
- Testing
 - Debugging the app
- Deployment

iOS development

- An iPhone application that is enabled with IBM Worklight® comprises the following components:
 - The `www.bundle` files, which are written in HTML, CSS and JavaScript™, running in one or more instances of the ***UIWebView*** hosted within the Main class.
 - An Objective-C ("native") Main class that is provided by IBM Worklight.
 - A set of Objective-C and JavaScript libraries that provide access to various iPhone features and capabilities.
- All application components, including the web code that the developer provides, are packaged into a single iPhone application.
- If you use a source control management system (such as Rational Team Concert, GIT or Subversion), see the IBM Worklight user documentation for instructions for committing your source code.

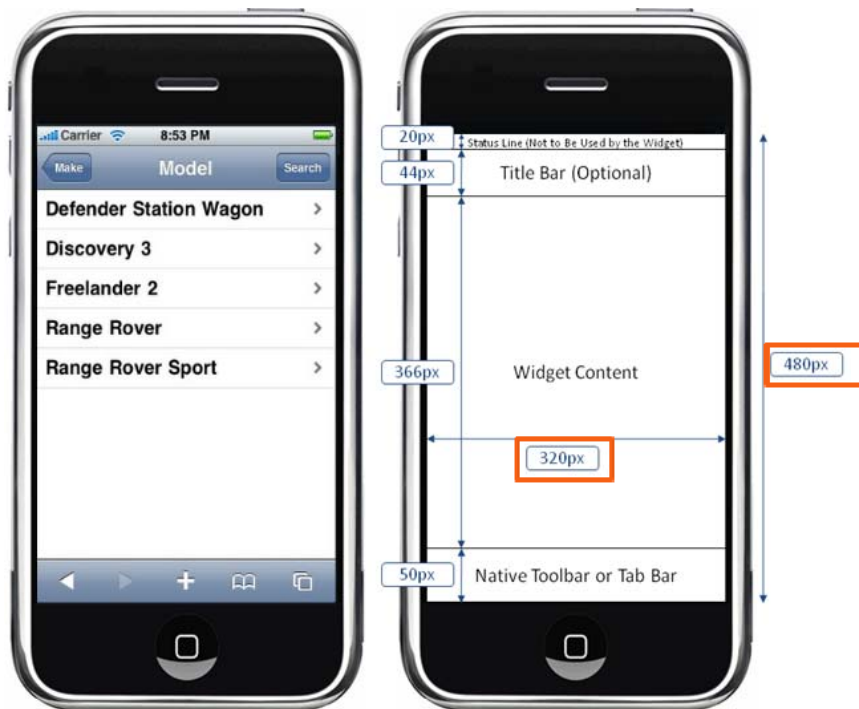
Developing for different resolutions

- iOS devices have various screen resolutions:
 - iPhone 2/3/3GS – 320 x 480
 - iPhone 4/4S – 640 x 960
 - iPhone 5 – 640 x 1136
 - iPad – 768 x 1024
- iOS assumes that the HTML file of the application is styled for a screen width of 320 pixels.
- When you are displaying graphical elements on wider screens, iOS automatically scales images and fonts to the appropriate ratio.
- For example, on a 640-pixel wide screen, a 100-pixel wide image is scaled by $640/320 (= 2)$ to 200 pixels in width, and text that is displayed with an 18-pixel font is displayed with 36 pixels.

Developing for different resolutions (1 of 2)

- The following points are the developer's responsibility:
 - **To ensure that images look good at all resolutions:**
 - Provide images for the environment with the highest resolution requirements.
 - In your CSS, scale the image width to the lower resolution.
 - In the previous example, provide an image with a width of 200 pixels, and in the CSS scale it to 100 pixels. iOS scales it back by a factor of 2 to be 200 pixels wide.
 - **Ensure that text is displayed appropriately at all resolutions**
 - Consider specifying font sizes in ems, rather than in pixels.

Developing for Different Resolutions (2 of 2)




Agenda

- Installation
- Development
 - Environment-specific APIs
 - Environment-specific images
- Testing
 - Debugging the app
- Deployment

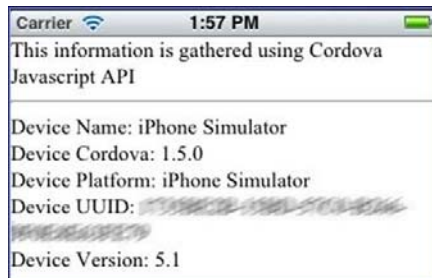
iOS tab bars

- Tab bar navigation is one of the basic and most common principles of contemporary user interfaces.
- In the iOS applications, you can invoke a native tab bar component and set its properties by using a JavaScript™ API.
- Each tab can have its own icon and invoke JavaScript functions.
- The tab bar development is covered in “**Common UI Controls**” training module.



Apache Cordova

- You can use the Apache Cordova framework in iOS applications to access the native elements of a device, such as contacts, geo-location services, media services, or the accelerometer.
- Apache Cordova development is briefly covered in “**Apache Cordova overview**” training module.

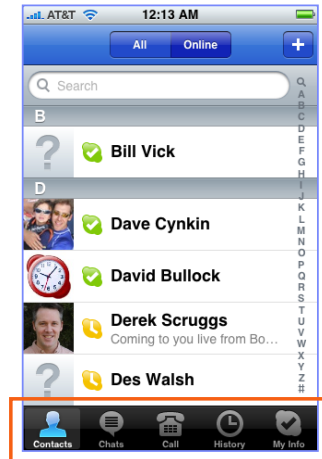



Agenda

- Installation
- Development
 - Environment-specific APIs
 - Environment-specific images
- Testing
 - Debugging the app
- Deployment

Images

- Image file sizes differ depending on your iDevice. See the Apple iOS UI Development Guidelines for more information:
<http://developer.apple.com/library/ios/#documentation/userexperience/conceptual/mobilehig/lconsImages/lconsImages.html>



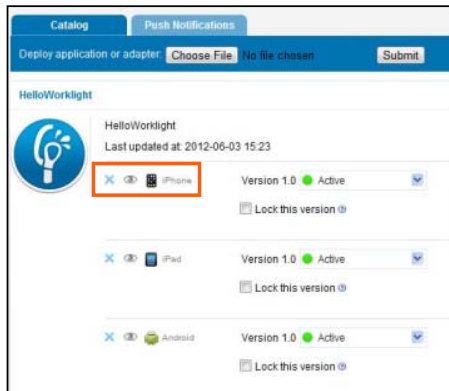
Agenda

- Installation
- Development
 - Environment-specific APIs
 - Environment-specific images
- Testing
 - Debugging the app
- Deployment

Debugging the application (1 of 3)

Phase 1: Testing in your browser

- The Worklight Console previews the iOS app in a web browser.



- Your iOS app resources are previewed in the Mobile Browser Simulator, so you are able to debug it using the facilities of the browser, such as Firebug or Developer toolbar.

Debugging the application (2 of 3)

Phase 2: Testing on the iOS simulator

- Preview your application on the iOS simulator.
- Experience a more native feel for the application.
- Use **Xcode console** to debug your application by using the iOS simulator.



Debugging the application (3 of 3)

Phase 3: Testing on an iOS Device

- To debug your iOS application on an iOS device, you first must register as a member of the iOS Developer Program.
- Enroll at **developer.apple.com**.
- Prepare and install your developer certificates and provisioning profile.
- Full details of the process can be found in the Apple developer site.
 - <http://developer.apple.com/programs/iphone/test.html>



Agenda

- Installation
- Development
 - Environment-specific APIs
 - Environment-specific images
- Testing
 - Debugging the app
- Deployment

Deployment: iPhone

- The iOS app deployment is done through the Apple App Store:
 - Prepare your app for submission.
 - IMPORTANT: Before your build a production version of your application, make sure that the **worklightSettings** property inside your `application-descriptor.xml` file is set to **false**.
 - App Store approval process.
 - Managing apps on the App Store.

<https://developer.apple.com/iphone/appstore/>

Notices

- Permission for the use of these publications is granted subject to these terms and conditions.
- This information was developed for products and services offered in the U.S.A.
- IBM may not offer the products, services, or features discussed in this document in other countries. Consult your local IBM representative for information on the products and services currently available in your area. Any reference to an IBM product, program, or service is not intended to state or imply that only that IBM product, program, or service may be used. Any functionally equivalent product, program, or service that does not infringe any IBM intellectual property right may be used instead. However, it is the user's responsibility to evaluate and verify the operation of any non-IBM product, program, or service.
- IBM may have patents or pending patent applications covering subject matter described in this document. The furnishing of this document does not grant you any license to these patents. You can send license inquiries, in writing, to:
 - IBM Director of Licensing
IBM Corporation
North Castle Drive
Armonk, NY 10504-1785
U.S.A.
- For license inquiries regarding double-byte character set (DBCS) information, contact the IBM Intellectual Property Department in your country or send inquiries, in writing, to:
 - Intellectual Property Licensing
Legal and Intellectual Property Law
IBM Japan Ltd.
1623-14, Shimotsuruma, Yamato-shi
Kanagawa 242-8502 Japan
- **The following paragraph does not apply to the United Kingdom or any other country where such provisions are inconsistent with local law: INTERNATIONAL BUSINESS MACHINES CORPORATION PROVIDES THIS PUBLICATION "AS IS" WITHOUT WARRANTY OF ANY KIND, EITHER EXPRESS OR IMPLIED, INCLUDING, BUT NOT LIMITED TO, THE IMPLIED WARRANTIES OF NON-INFRINGEMENT, MERCHANTABILITY OR FITNESS FOR A PARTICULAR PURPOSE. Some states do not allow disclaimer of express or implied warranties in certain transactions, therefore, this statement may not apply to you.**
- This information could include technical inaccuracies or typographical errors. Changes are periodically made to the information herein; these changes will be incorporated in new editions of the publication. IBM may make improvements and/or changes in the product(s) and/or the program(s) described in this publication at any time without notice.
- Any references in this information to non-IBM Web sites are provided for convenience only and do not in any manner serve as an endorsement of those Web sites. The materials at those Web sites are not part of the materials for this IBM product and use of those Web sites is at your own risk.
- IBM may use or distribute any of the information you supply in any way it believes appropriate without incurring any obligation to you.
- Licensees of this program who wish to have information about it for the purpose of enabling: (i) the exchange of information between independently created programs and other programs (including this one) and (ii) the mutual use of the information which has been exchanged, should contact:
 - IBM Corporation
Dept F6, Bldg 1
294 Route 100
Somers NY 10589-3216
USA

- Such information may be available, subject to appropriate terms and conditions, including in some cases, payment of a fee.
- The licensed program described in this document and all licensed material available for it are provided by IBM under terms of the IBM Customer Agreement, IBM International Program License Agreement or any equivalent agreement between us.
- Information concerning non-IBM products was obtained from the suppliers of those products, their published announcements or other publicly available sources. IBM has not tested those products and cannot confirm the accuracy of performance, compatibility or any other claims related to non-IBM products. Questions on the capabilities of non-IBM products should be addressed to the suppliers of those products.

COPYRIGHT LICENSE:

- This information contains sample application programs in source language, which illustrate programming techniques on various operating platforms. You may copy, modify, and distribute these sample programs in any form without payment to IBM, for the purposes of developing, using, marketing or distributing application programs conforming to the application programming interface for the operating platform for which the sample programs are written. These examples have not been thoroughly tested under all conditions. IBM, therefore, cannot guarantee or imply reliability, serviceability, or function of these programs.
- Each copy or any portion of these sample programs or any derivative work, must include a copyright notice as follows:
 - © (your company name) (year). Portions of this code are derived from IBM Corp. Sample Programs. © Copyright IBM Corp., enter the year or years... All rights reserved.

Privacy Policy Considerations

- IBM Software products, including software as a service solutions, ("Software Offerings") may use cookies or other technologies to collect product usage information, to help improve the end user experience, to tailor interactions with the end user or for other purposes. In many cases no personally identifiable information is collected by the Software Offerings. Some of our Software Offerings can help enable you to collect personally identifiable information. If this Software Offering uses cookies to collect personally identifiable information, specific information about this offering's use of cookies is set forth below.
- Depending upon the configurations deployed, this Software Offering may use session cookies that collect session information (generated by the application server). These cookies contain no personally identifiable information and are required for session management. Additionally, persistent cookies may be randomly generated to recognize and manage anonymous users. These cookies also contain no personally identifiable information and are required.
- If the configurations deployed for this Software Offering provide you as customer the ability to collect personally identifiable information from end users via cookies and other technologies, you should seek your own legal advice about any laws applicable to such data collection, including any requirements for notice and consent. For more information about the use of various technologies, including cookies, for these purposes, see IBM's Privacy Policy at <http://www.ibm.com/privacy>; and IBM's Online Privacy Statement at <http://www.ibm.com/privacy/details>; the sections entitled "Cookies, Web Beacons and Other Technologies" and the "IBM Software Products and Software-as-a-Service Privacy Statement" at <http://www.ibm.com/software/info/product-privacy>.

Support and comments

- For the entire IBM Worklight documentation set, training material and online forums where you can post questions, see the IBM website at:
 - <http://www.ibm.com/mobile-docs>
- **Support**
 - Software Subscription and Support (also referred to as Software Maintenance) is included with licenses purchased through Passport Advantage and Passport Advantage Express. For additional information about the International Passport Advantage Agreement and the IBM International Passport Advantage Express Agreement, visit the Passport Advantage website at:
 - <http://www.ibm.com/software/passportadvantage>
 - If you have a Software Subscription and Support in effect, IBM provides you assistance for your routine, short duration installation and usage (how-to) questions, and code-related questions. For additional details, consult your IBM Software Support Handbook at:
 - <http://www.ibm.com/support/handbook>
- **Comments**
 - We appreciate your comments about this publication. Please comment on specific errors or omissions, accuracy, organization, subject matter, or completeness of this document. The comments you send should pertain to only the information in this manual or product and the way in which the information is presented.
 - For technical questions and information about products and prices, please contact your IBM branch office, your IBM business partner, or your authorized remarketer.
 - When you send comments to IBM, you grant IBM a nonexclusive right to use or distribute your comments in any way it believes appropriate without incurring any obligation to you. IBM or any other organizations will only use the personal information that you supply to contact you about the issues that you state.
 - Thank you for your support.
 - Submit your comments in the IBM Worklight Developer Edition support community at:
 - <https://www.ibm.com/developerworks/mobile/worklight/connect.html>
 - If you would like a response from IBM, please provide the following information:
 - Name
 - Address
 - Company or Organization
 - Phone No.
 - Email address

Thank You

