


# ***IBM Worklight V6.0.0 Getting Started***

## **SQL adapter – Communicating with SQL database**



## ***Trademarks***

- IBM, the IBM logo, ibm.com, and DB2 are trademarks or registered trademarks of International Business Machines Corporation, registered in many jurisdictions worldwide. Worklight is a trademark or registered trademark of Worklight, an IBM Company. Other product and service names might be trademarks of IBM or other companies. A current list of IBM trademarks is available on the Web at “[Copyright and trademark information](http://www.ibm.com/legal/copytrade.shtml)” at [www.ibm.com/legal/copytrade.shtml](http://www.ibm.com/legal/copytrade.shtml).
- Java and all Java-based trademarks and logos are trademarks or registered trademarks of Oracle and/or its affiliates.
- Other company products or service names may be trademarks or service marks of others.
- This document may not be reproduced in whole or in part without the prior written permission of IBM.

## ***About IBM®***

- See <http://www.ibm.com/ibm/us/en/>

# Agenda

- What is it?
- Creating an adapter
- Exercise

## ***What is it?***

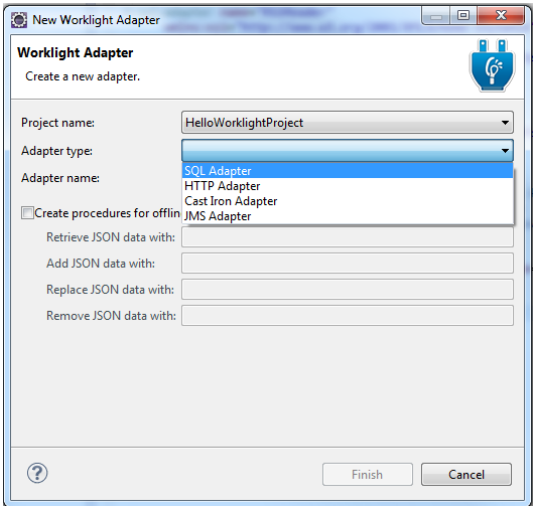
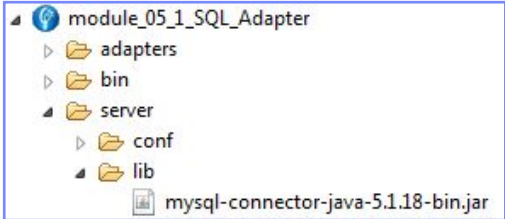
- An IBM Worklight® SQL adapter is designed to communicate with any SQL data source.
- Plain SQL queries or stored procedures can be used.
- Worklight supports MySQL, Oracle 11g and DB2® databases.
- The JDBC connector driver for specific database type must be downloaded separately by the developer and added to the lib\ folder of a Worklight project.
- The JDBC connector driver can be downloaded at MySQL/Oracle/DB2 website.
- In this training module and accompanying sample, you learn how to use a Worklight Adapter to connect to a MySQL database.

## Agenda

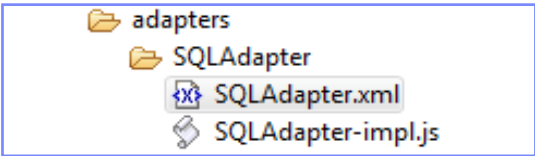

- What is it?
- Creating an adapter
- Exercise

# Creating a Worklight SQL adapter

- In Worklight Studio, create a Worklight Adapter
- Choose the SQL Adapter type
- Save the downloaded JDBC connector file in the project lib\ folder

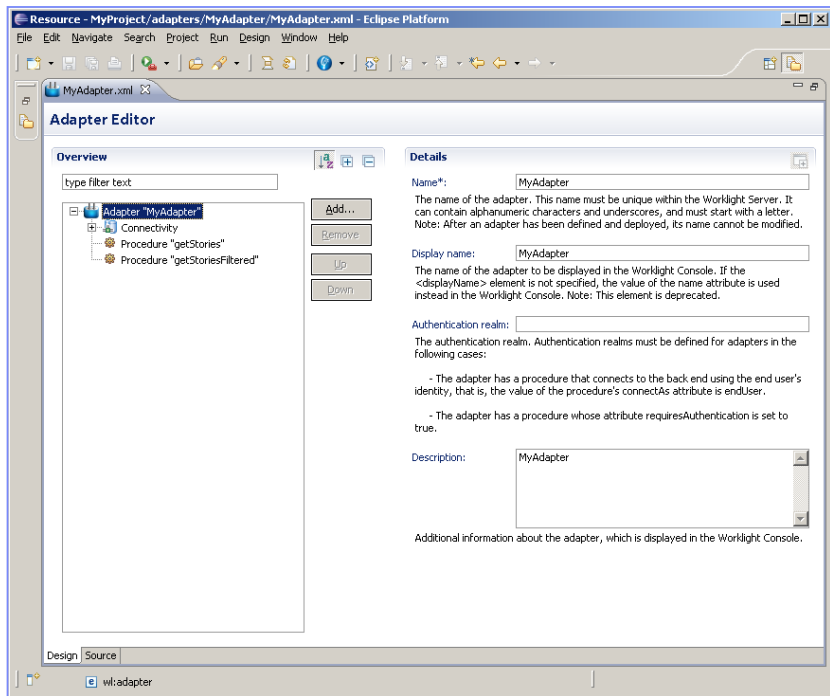


- A standard SQL adapter structure is created



## Adapter XML editor

- Settings and metadata are stored in the adapter XML file
- You can use either the Design or the Source editor to modify the adapter XML file



## XML file connectivity settings

- Four parameters must be declared in the adapter XML file:
  - Driver Class
  - Database URL
  - User name
  - Password

```
<connectivity>
  <connectionPolicy xsi:type="sql:SQLConnectionPolicy">
    <dataSourceDefinition>
      <driverClass>com.mysql.jdbc.Driver</driverClass>
      <url>jdbc:mysql://localhost:3306/mydb</url>
      <user>myUsername</user>
      <password>myPassword</password>
    </dataSourceDefinition>
  </connectionPolicy>
  <loadConstraints maxConcurrentConnectionsPerNode="5" />
</connectivity>
```



## JavaScript file procedure

- A procedure must be declared in the adapter XML file.

```
<procedure name="GetAccounts"/>
```

- The adapter JavaScript™ file is used to implement the procedure logic.
- IMPORTANT – The name declared in the XML file must be used for the procedure JavaScript function.
- There are two ways of running SQL statements:
  - SQL statement query
  - SQL Stored Procedure

## JavaScript file SQL query

- To run a SQL query:
  - 1. Use the WL.Server.createStatement API to prepare a SQL query.
  - 2. WL.Server.createStatement must ALWAYS be called outside the function.
  - 3. Add more parameters, if required.
  - 4. Use the WL.Server.invokeSQLStatement API to invoke prepared queries.
  - 5. Return invocation result to application or another procedure.

```
var procedure1Statement =  
    WL.Server.createStatement("select FirstName, LastName from Customers where CustomerID = ?");  
function GetAccounts([param]) {  
    return WL.Server.invokeSQLStatement({  
        preparedStatement : procedure1Statement,  
        parameters : [param]  
    });  
}
```

1

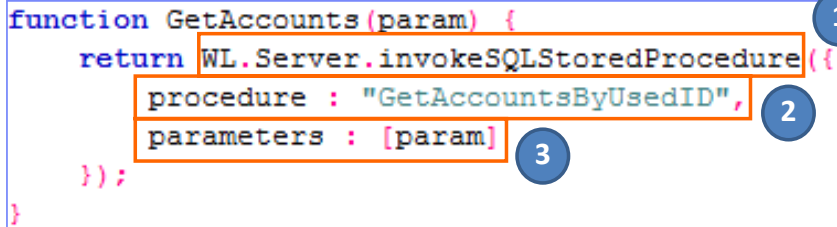
4

3

## JavaScript file SQL Stored Procedure

- To run a SQL Stored Procedure:
  - 1. Use the `WL.Server.invokeSQLStoredProcedure` API to run a Stored Procedure.
  - 2. Specify a SQL Stored Procedure name as an invocation parameter.
  - 3. Add more parameters, if required.
  - 4. Return invocation result to application or another procedure.

```
function GetAccounts(param) {  
    return WL.Server.invokeSQLStoredProcedure({  
        procedure : "GetAccountsByUsedID",  
        parameters : [param]  
    });  
}
```



## WL adapters: invocation result

- Result that is retrieved as a JSON object
- `isSuccessful` property defines whether the invocation was successful
- `resultSet` is an array of returned records

### Invocation Result from the WorkLight Server:

```
{
  "isSuccessful": true,
  "resultSet": [
    {
      "accountId": "12345",
      "accountType": "Checking",
      "userId": "bjones"
    },
    {
      "accountId": "54321",
      "accountType": "Savings",
      "userId": "bjones"
    }
  ]
}
```

## Agenda

- What is it?
- Creating an adapter
- Exercise

## Exercise preparation

### Account Transactions

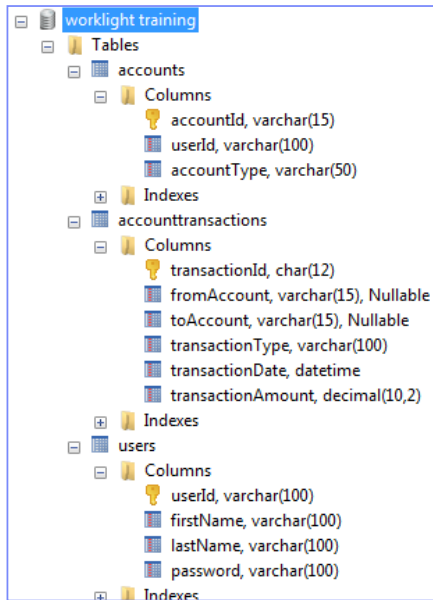
An adapter that retrieves account transactions details

- Create a fictitious bank schema
- Run worklightTraining.sql found in the SQL folder on your local mySQL server to create a training database
- Make sure that the Worklight@% user has all access permissions that are assigned to it

```

/*!40101 SET NAMES utf8 */;
/*!40101 SET SQL_MODE='';
CREATE DATABASE IF NOT EXISTS `WorkLight Training`;
USE `WorkLight Training`;
/*!40014 SET @OLD_FOREIGN_KEY_CHECKS@@FOREIGN_KEY_CHECKS,
/*!40101 SET @OLD_SQL_MODE@@SQL_MODE, SQL_MODE='NO_AUTO_VA
/*Table structure for table `accounts` */
DROP TABLE IF EXISTS `accounts`;
CREATE TABLE `accounts` (
  `accountId` VARCHAR(15) NOT NULL,
  `userId` VARCHAR(100) NOT NULL DEFAULT '',
  `accountType` VARCHAR(50) NOT NULL

```



## Exercise

### Account Transactions

An adapter that retrieves account transactions details

- Create an SQL adapter:
  - In the connectivity section, supply the JNDI name as follows:

```
<connectivity>
  <connectionPolicy xsi:type="sql:SQLConnectionPolicy">
    <dataSourceDefinition>
      <driverClass>com.mysql.jdbc.Driver</driverClass>
      <url>jdbc:mysql://127.0.0.1:3306/worklight_training</url>
      <user>Worklight</user>
      <password>Worklight</password>
    </dataSourceDefinition>
  </connectionPolicy>
  <loadConstraints maxConcurrentConnectionsPerNode="5" />
</connectivity>
```

- Create an adapter procedure “getAccountTransactions”:
  - Accepts a single parameter: “accountId”
  - Get resultSet with the following fields:
    - transactionId, transactionType, transactionDate, transactionAmount, fromAccount, toAccount

## Exercise

### Account Transactions

An adapter that retrieves account transactions details

- Repeat the exercise with both options:
  - Write the SQL query inline, as a prepared statement

```
var getAccountsTransactionsStatement = WL.Server.createStatement(  
    "SELECT transactionId, fromAccount, toAccount, transactionDate, transactionAmount, transactionType " +  
    "FROM accounttransactions " +  
    "WHERE accounttransactions.fromAccount = ? OR accounttransactions.toAccount = ? " +  
    "ORDER BY transactionDate DESC " +  
    "LIMIT 20;"  
);
```

- Start the **getAccountTransactions** Stored Procedure that is created as part of the Worklight Training schema

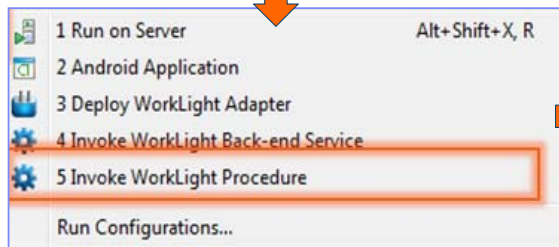
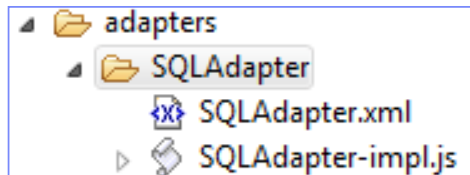
```
function getAccountTransactions2 (accountId) {  
    return WL.Server.invokeSQLStoredProcedure({  
        procedure : "getAccountTransactions",  
        parameters : [accountId]  
    });  
}
```

- In both cases, use 12345 as an accountId parameter



## Exercise

- The sample for this training module can be found on the Getting Started page of the IBM Worklight documentation website at <http://www.ibm.com/mobile-docs>



Invocation Result from the WorkLight Server:

```
{
  "isSuccessful": true,
  "resultSet": [
    {
      "fromAccount": "12345",
      "toAccount": "54321",
      "transactionAmount": 180,
      "transactionDate": "2009-03-11 11:08:39.0",
      "transactionId": "W06091500863",
      "transactionType": "Funds Transfer"
    },
    {
      "fromAccount": "12345",
      "toAccount": null,
      "transactionAmount": 130,
      "transactionDate": "2009-03-07 11:09:39.0",
      "transactionId": "W214122/5337",
      "transactionType": "ATM Withdrawal"
    },
    {
      "fromAccount": "12345",
      "toAccount": "54321",
      "transactionAmount": 150,
      "transactionDate": "2009-03-04 10:35:24.0",
      "transactionId": "W214122/5332",
      "transactionType": "Funds Transfer"
    }
  ]
}
```

**module\_5\_1\_AccountTransactions\_Adapter.zip**

## ***Check yourself questions***

- The following SQL servers are supported by Worklight SQL adapter:
  - MySQL
  - Oracle 11g
  - DB2
  - All of the above
- When you are working with an SQL adapter, the following file is manually added to project:
  - JDBC connector driver
  - Database schema
  - Properties file containing SQL server credentials and configuration
  - Startup script that connects Worklight server to a specified SQL database
- SQL statements can be invoked in the following ways:
  - Only with SQL statement query
  - Only with SQL Stored Procedure
  - Only with a separate file with SQL queries
  - With both SQL statement query and SQL Stored Procedures

## Check yourself questions

- The following SQL servers are supported by Worklight SQL adapter:
  - MySQL
  - Oracle 11g
  - DB2
  - All of the above
- When you are working with an SQL adapter, the following file is manually added to project:
  - JDBC connector driver
  - Database schema
  - Properties file containing SQL server credentials and configuration
  - Startup script that connects Worklight server to a specified SQL database
- SQL statements can be started in the following ways:
  - Only with SQL statement query
  - Only with SQL Stored Procedure
  - Only with a separate file with SQL queries
  - With both SQL statement query and SQL Stored Procedures

# Notices

- Permission for the use of these publications is granted subject to these terms and conditions.
- This information was developed for products and services offered in the U.S.A.
- IBM may not offer the products, services, or features discussed in this document in other countries. Consult your local IBM representative for information on the products and services currently available in your area. Any reference to an IBM product, program, or service is not intended to state or imply that only that IBM product, program, or service may be used. Any functionally equivalent product, program, or service that does not infringe any IBM intellectual property right may be used instead. However, it is the user's responsibility to evaluate and verify the operation of any non-IBM product, program, or service.
- IBM may have patents or pending patent applications covering subject matter described in this document. The furnishing of this document does not grant you any license to these patents. You can send license inquiries, in writing, to:
  - IBM Director of Licensing  
IBM Corporation  
North Castle Drive  
Armonk, NY 10504-1785  
U.S.A.
- For license inquiries regarding double-byte character set (DBCS) information, contact the IBM Intellectual Property Department in your country or send inquiries, in writing, to:
  - Intellectual Property Licensing  
Legal and Intellectual Property Law  
IBM Japan Ltd.  
1623-14, Shimotsuruma, Yamato-shi  
Kanagawa 242-8502 Japan
- **The following paragraph does not apply to the United Kingdom or any other country where such provisions are inconsistent with local law: INTERNATIONAL BUSINESS MACHINES CORPORATION PROVIDES THIS PUBLICATION "AS IS" WITHOUT WARRANTY OF ANY KIND, EITHER EXPRESS OR IMPLIED, INCLUDING, BUT NOT LIMITED TO, THE IMPLIED WARRANTIES OF NON-INFRINGEMENT, MERCHANTABILITY OR FITNESS FOR A PARTICULAR PURPOSE. Some states do not allow disclaimer of express or implied warranties in certain transactions, therefore, this statement may not apply to you.**
- This information could include technical inaccuracies or typographical errors. Changes are periodically made to the information herein; these changes will be incorporated in new editions of the publication. IBM may make improvements and/or changes in the product(s) and/or the program(s) described in this publication at any time without notice.
- Any references in this information to non-IBM Web sites are provided for convenience only and do not in any manner serve as an endorsement of those Web sites. The materials at those Web sites are not part of the materials for this IBM product and use of those Web sites is at your own risk.
- IBM may use or distribute any of the information you supply in any way it believes appropriate without incurring any obligation to you.
- Licensees of this program who wish to have information about it for the purpose of enabling: (i) the exchange of information between independently created programs and other programs (including this one) and (ii) the mutual use of the information which has been exchanged, should contact:
  - IBM Corporation  
Dept F6, Bldg 1  
294 Route 100  
Somers NY 10589-3216  
USA

- Such information may be available, subject to appropriate terms and conditions, including in some cases, payment of a fee.
- The licensed program described in this document and all licensed material available for it are provided by IBM under terms of the IBM Customer Agreement, IBM International Program License Agreement or any equivalent agreement between us.
- Information concerning non-IBM products was obtained from the suppliers of those products, their published announcements or other publicly available sources. IBM has not tested those products and cannot confirm the accuracy of performance, compatibility or any other claims related to non-IBM products. Questions on the capabilities of non-IBM products should be addressed to the suppliers of those products.

## COPYRIGHT LICENSE:

- This information contains sample application programs in source language, which illustrate programming techniques on various operating platforms. You may copy, modify, and distribute these sample programs in any form without payment to IBM, for the purposes of developing, using, marketing or distributing application programs conforming to the application programming interface for the operating platform for which the sample programs are written. These examples have not been thoroughly tested under all conditions. IBM, therefore, cannot guarantee or imply reliability, serviceability, or function of these programs.
- Each copy or any portion of these sample programs or any derivative work, must include a copyright notice as follows:
  - © (your company name) (year). Portions of this code are derived from IBM Corp. Sample Programs. © Copyright IBM Corp., enter the year or years. All rights reserved.

## Privacy Policy Considerations

- IBM Software products, including software as a service solutions, ("Software Offerings") may use cookies or other technologies to collect product usage information, to help improve the end user experience, to tailor interactions with the end user or for other purposes. In many cases no personally identifiable information is collected by the Software Offerings. Some of our Software Offerings can help enable you to collect personally identifiable information. If this Software Offering uses cookies to collect personally identifiable information, specific information about this offering's use of cookies is set forth below.
- Depending upon the configurations deployed, this Software Offering may use session cookies that collect session information (generated by the application server). These cookies contain no personally identifiable information and are required for session management. Additionally, persistent cookies may be randomly generated to recognize and manage anonymous users. These cookies also contain no personally identifiable information and are required.
- If the configurations deployed for this Software Offering provide you as customer the ability to collect personally identifiable information from end users via cookies and other technologies, you should seek your own legal advice about any laws applicable to such data collection, including any requirements for notice and consent. For more information about the use of various technologies, including cookies, for these purposes, see IBM's Privacy Policy at <http://www.ibm.com/privacy>; and IBM's Online Privacy Statement at <http://www.ibm.com/privacy/details>; the sections entitled "Cookies, Web Beacons and Other Technologies" and the "IBM Software Products and Software-as-a-Service Privacy Statement" at <http://www.ibm.com/software/info/product-privacy>.

# Support and comments

- For the entire IBM Worklight documentation set, training material and online forums where you can post questions, see the IBM website at:
  - <http://www.ibm.com/mobile-docs>
- **Support**
  - Software Subscription and Support (also referred to as Software Maintenance) is included with licenses purchased through Passport Advantage and Passport Advantage Express. For additional information about the International Passport Advantage Agreement and the IBM International Passport Advantage Express Agreement, visit the Passport Advantage website at:
    - <http://www.ibm.com/software/passportadvantage>
  - If you have a Software Subscription and Support in effect, IBM provides you assistance for your routine, short duration installation and usage (how-to) questions, and code-related questions. For additional details, consult your IBM Software Support Handbook at:
    - <http://www.ibm.com/support/handbook>
- **Comments**
  - We appreciate your comments about this publication. Please comment on specific errors or omissions, accuracy, organization, subject matter, or completeness of this document. The comments you send should pertain to only the information in this manual or product and the way in which the information is presented.
  - For technical questions and information about products and prices, please contact your IBM branch office, your IBM business partner, or your authorized remarketer.
  - When you send comments to IBM, you grant IBM a nonexclusive right to use or distribute your comments in any way it believes appropriate without incurring any obligation to you. IBM or any other organizations will only use the personal information that you supply to contact you about the issues that you state.
  - Thank you for your support.
  - Submit your comments in the IBM Worklight Developer Edition support community at:
    - <https://www.ibm.com/developerworks/mobile/worklight/connect.html>
  - If you would like a response from IBM, please provide the following information:
    - Name
    - Address
    - Company or Organization
    - Phone No.
    - Email address

***Thank You***

