


IBM Worklight V6.1.0 Getting Started

Setting up your iOS development environment



Trademarks

- IBM, the IBM logo, and ibm.com are trademarks or registered trademarks of International Business Machines Corporation, registered in many jurisdictions worldwide. Worklight is a trademark or registered trademark of Worklight, an IBM Company. Other product and service names might be trademarks of IBM or other companies. A current list of IBM trademarks is available on the Web at “[Copyright and trademark information](http://www.ibm.com/legal/copytrade.shtml)” at www.ibm.com/legal/copytrade.shtml.
- Other company products or service names may be trademarks or service marks of others.
- This document may not be reproduced in whole or in part without the prior written permission of IBM.

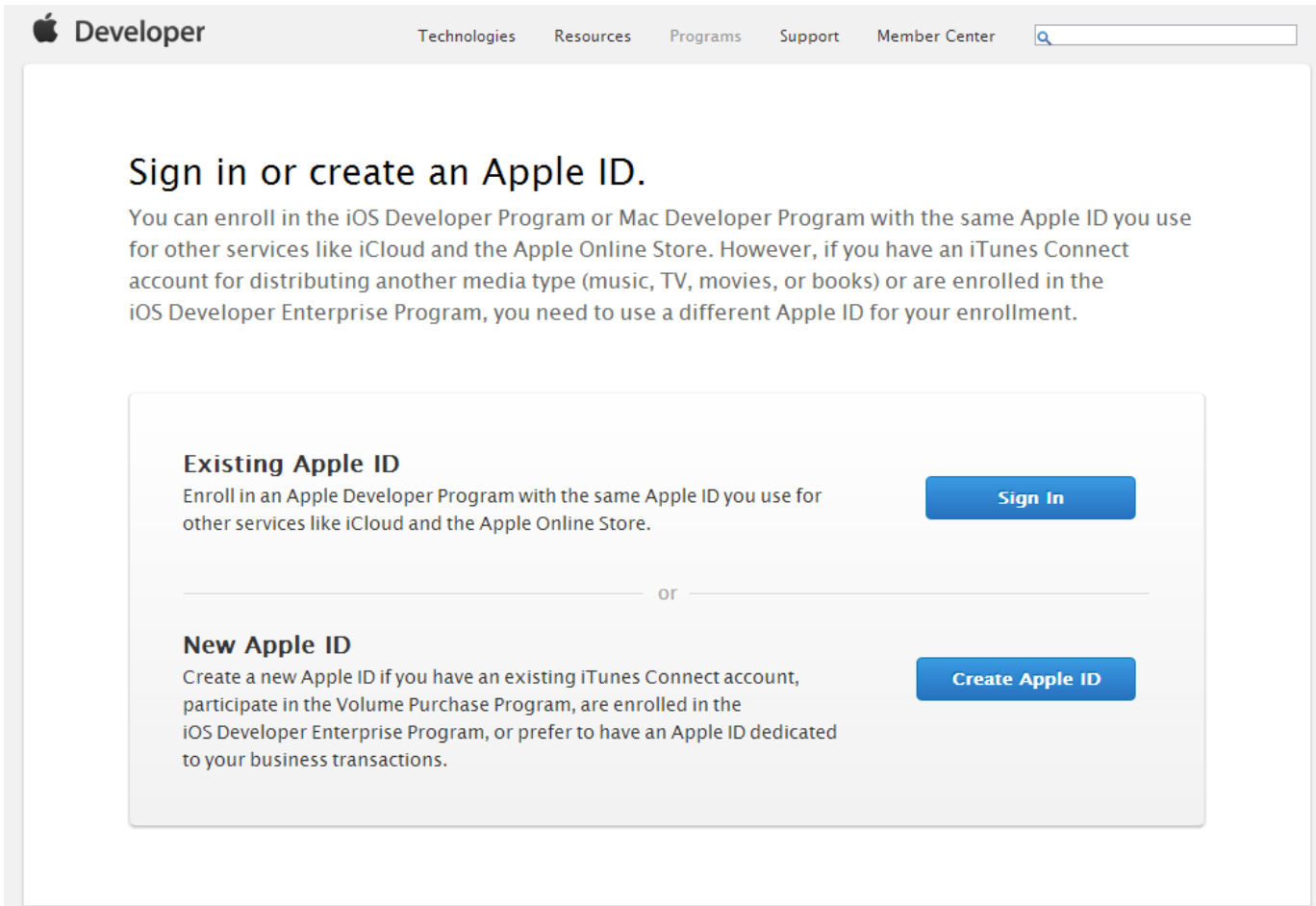
About IBM®

- See <http://www.ibm.com/ibm/us/en/>

Agenda

- **Develop**
 - Steps for the developer:
 - Register as an Apple iOS developer
 - Install the latest Xcode IDE (including the iOS simulator)
- **Deploy to the iOS device**
 - Steps for the company:
 - Register for the iOS developer program
 - Invite developers to join your development group
 - Manage your devices
 - Steps for the developer:
 - Register for the iOS developer program
 - Create a developer certificate

Register As An Apple Developer



The screenshot shows the Apple Developer website's registration page. At the top, there is a navigation bar with the Apple logo and the word "Developer" on the left, and links for "Technologies", "Resources", "Programs", "Support", and "Member Center" on the right. A search bar is also present. The main content area features the heading "Sign in or create an Apple ID." followed by a paragraph explaining that users can enroll in the iOS Developer Program or Mac Developer Program with the same Apple ID used for other services like iCloud and the Apple Online Store. However, it notes that users with an iTunes Connect account for distributing other media types or those enrolled in the iOS Developer Enterprise Program must use a different Apple ID. Below this text is a registration box with two options: "Existing Apple ID" with a "Sign In" button, and "New Apple ID" with a "Create Apple ID" button. The "New Apple ID" option includes a detailed description of when to use it.

Developer Technologies Resources Programs Support Member Center

Sign in or create an Apple ID.

You can enroll in the iOS Developer Program or Mac Developer Program with the same Apple ID you use for other services like iCloud and the Apple Online Store. However, if you have an iTunes Connect account for distributing another media type (music, TV, movies, or books) or are enrolled in the iOS Developer Enterprise Program, you need to use a different Apple ID for your enrollment.

Existing Apple ID
Enroll in an Apple Developer Program with the same Apple ID you use for other services like iCloud and the Apple Online Store. [Sign In](#)

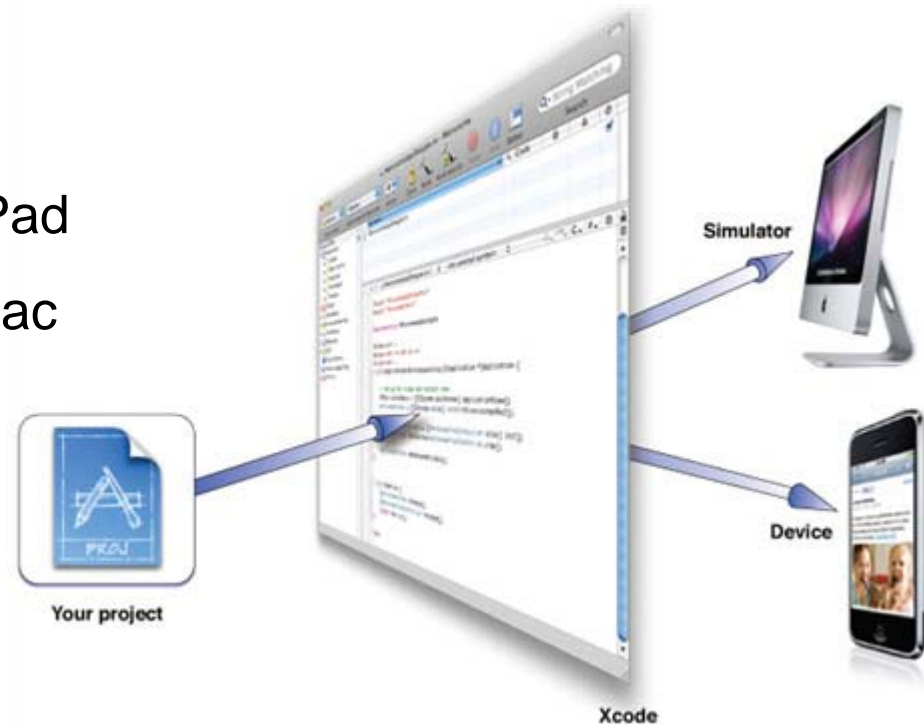
or

New Apple ID
Create a new Apple ID if you have an existing iTunes Connect account, participate in the Volume Purchase Program, are enrolled in the iOS Developer Enterprise Program, or prefer to have an Apple ID dedicated to your business transactions. [Create Apple ID](#)

See the Apple Registration Center website.

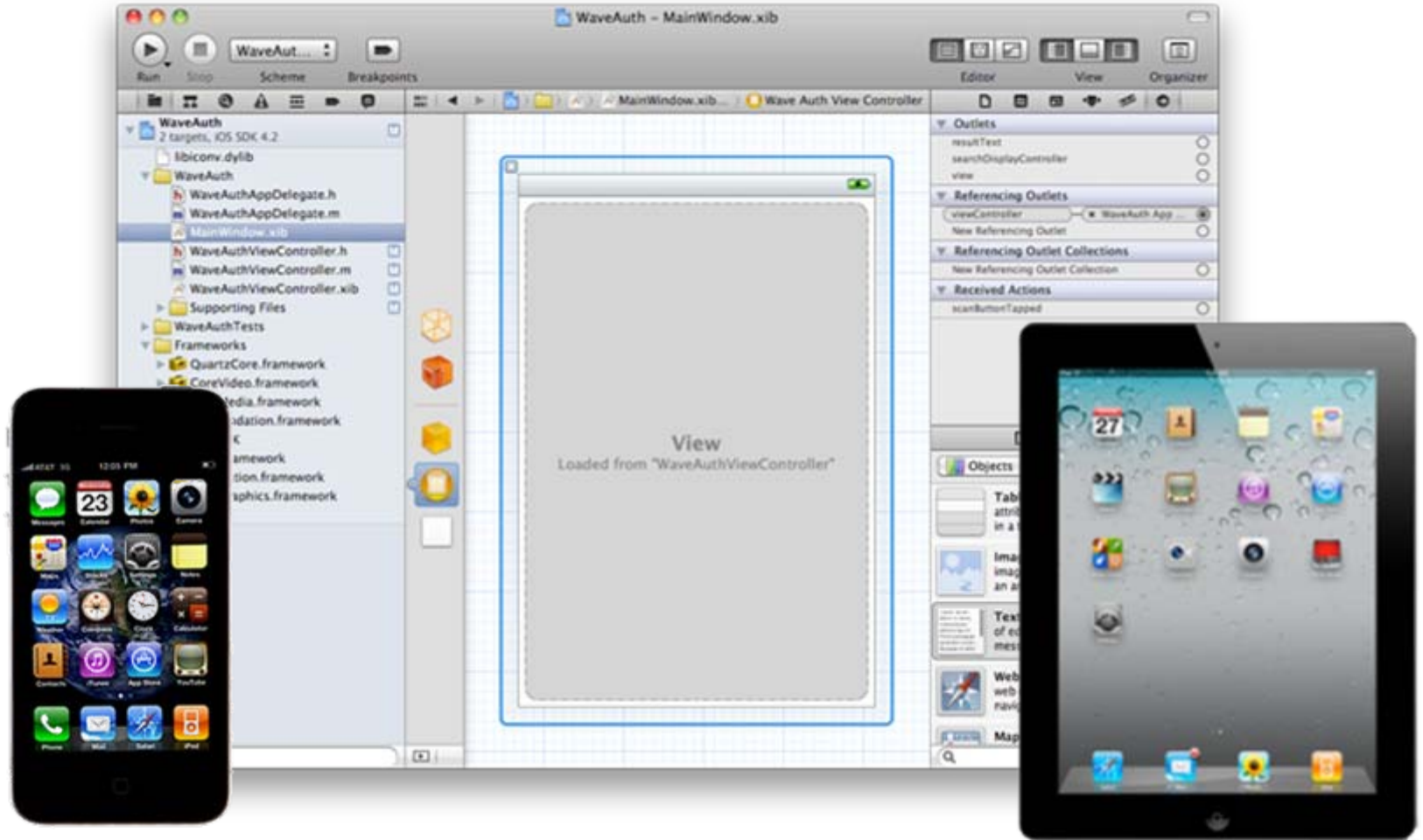
Install Xcode

- Xcode is an IDE that you can use to:
 - Manage your testing devices
 - Use iPhone / iPad Simulator
 - Install apps on the iPhone / iPad
- Download and install on your Mac



See the Apple Developer Tools website.

Develop



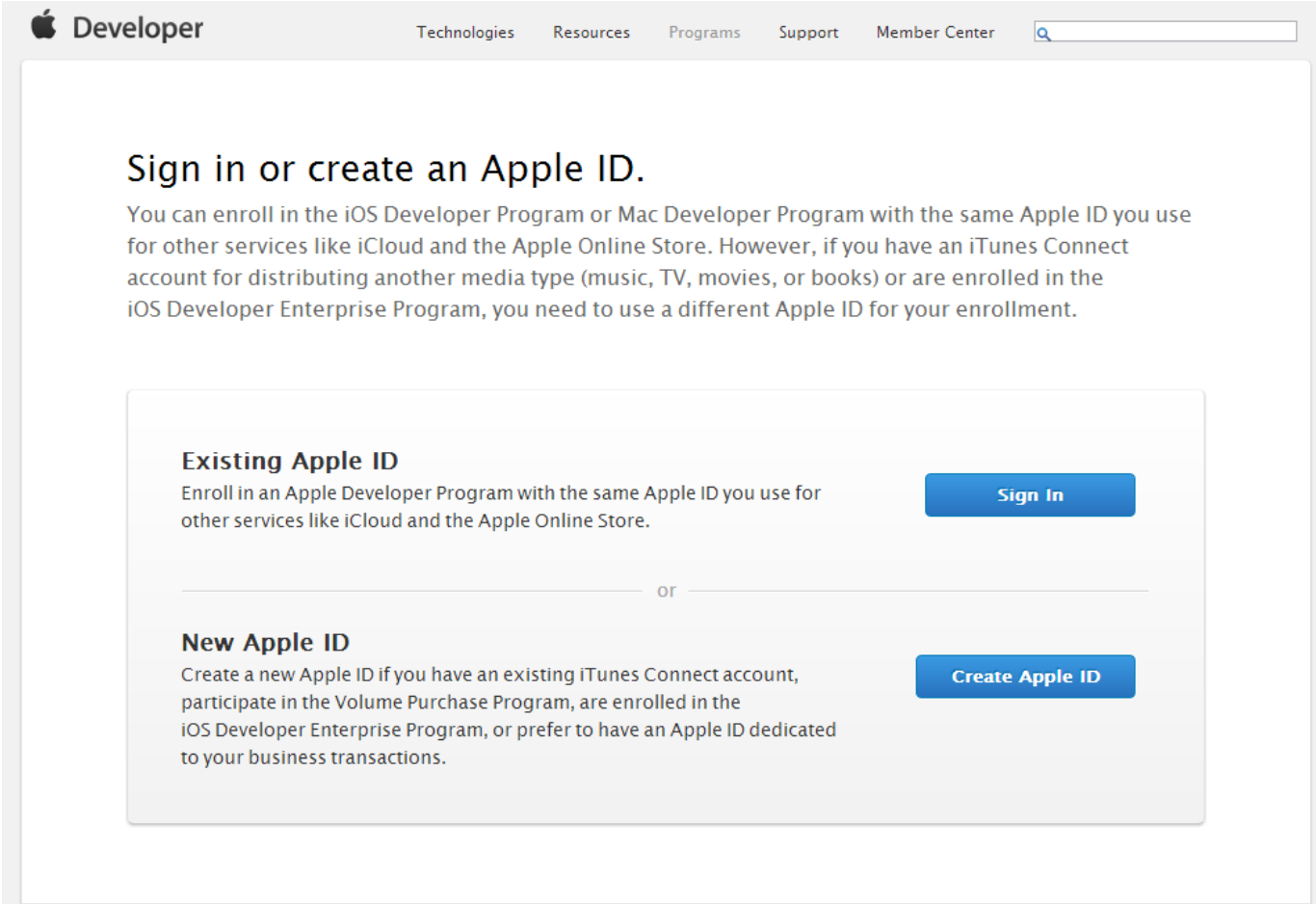
Develop

You can now develop your applications with Worklight®, automatically generate Xcode projects, and compile and run them on the iOS simulator.

Agenda

- Develop
 - Steps for the developer:
 - Register as an Apple iOS developer
 - Install the latest Xcode IDE (including the iOS simulator)
- Deploy to the iOS device
 - Steps for the company:
 - Register for the iOS developer program
 - Invite developers to join your development group
 - Manage your devices
 - Steps for the developer:
 - Register for the iOS developer program
 - Create a developer certificate

Register to the iPhone Developer Program



The screenshot shows the Apple Developer website's registration page. At the top, there is a navigation bar with the Apple logo and the word "Developer" on the left, and links for "Technologies", "Resources", "Programs", "Support", and "Member Center" on the right. A search bar is also present. The main content area features the heading "Sign in or create an Apple ID." followed by a paragraph explaining that users can enroll in the iOS Developer Program or Mac Developer Program with the same Apple ID used for other services like iCloud and the Apple Online Store. However, it notes that users with an iTunes Connect account for other media types or those enrolled in the iOS Developer Enterprise Program must use a different Apple ID. Below this text is a registration box with two options: "Existing Apple ID" with a "Sign In" button, and "New Apple ID" with a "Create Apple ID" button. The "New Apple ID" option includes details about when to use a new ID, such as having an existing iTunes Connect account or participating in the Volume Purchase Program.

Sign in or create an Apple ID.

You can enroll in the iOS Developer Program or Mac Developer Program with the same Apple ID you use for other services like iCloud and the Apple Online Store. However, if you have an iTunes Connect account for distributing another media type (music, TV, movies, or books) or are enrolled in the iOS Developer Enterprise Program, you need to use a different Apple ID for your enrollment.

Existing Apple ID
Enroll in an Apple Developer Program with the same Apple ID you use for other services like iCloud and the Apple Online Store. [Sign In](#)

or

New Apple ID
Create a new Apple ID if you have an existing iTunes Connect account, participate in the Volume Purchase Program, are enrolled in the iOS Developer Enterprise Program, or prefer to have an Apple ID dedicated to your business transactions. [Create Apple ID](#)

See the Apple Developer Program website

Register to the iPhone Developer Program

Developer **Apple Developer Program Enrollment**

Progress: **Apple ID** | Personal Profile | Professional Profile | Terms and Conditions | Email Verification

Sign in or create an Apple ID.

When you enroll in an Apple Developer Program, you can use the same Apple ID you use for other services like iTunes, iCloud, and the Apple Online Store. However, if you have an iTunes Connect account for selling another media type (music, TV content, movies, or books) or are enrolled in the iOS Developer Enterprise Program, you need to use a different Apple ID for your enrollment.

Sign in with your Apple ID
 Select this option if you want to enroll with the same Apple ID you use for other services like iTunes, iCloud, and the Apple Online Store. If you are already enrolled in the iOS or Mac Developer Program and wish to add other programs to your account, visit [Member Center](#).

Create an Apple ID
 Select this option if you don't have an Apple ID or need to create a new Apple ID because you:

- Would like an Apple ID dedicated to business transactions with Apple
- Have an iTunes Connect account for selling another media type (music, TV content, movies, or books)
- Participate in the Volume Purchase Program
- Are enrolled in the iOS Developer Enterprise Program

Buttons: Cancel | Go Back | Continue

See the Apple Developer Program website

Register Your Company as an Apple Developer

My Apple ID

Create an Apple ID.

Your Apple ID gives you easy access to a variety of Apple services, including the iTunes Store, Apple Online Store, iChat, and more. We will not share your information with anyone else unless you authorize us to do so.

[Read the Apple Customer Privacy Policy](#) ▶

Create an Apple ID.

Choose an Apple ID and password.

Enter your primary email address as your Apple ID. This will be used as the contact email address for your account. Please note that this email address must be verified before you can use certain Apple services.

Apple ID

Password

Confirm Pas

Create a sec

Select a security

verify your ident

Security Qu

A

- Create an Apple ID for your company
- The name represents your company
- This ID will be registered to the iPhone developer program

Register Your Company as an Apple Developer

- Click **Company**
 - You are creating the Company development group

- Follow the rest of the process to register your Company as an Apple developer

Enroll as an Individual if you do not need to add additional developers

Enroll as a Company if you would like to add additional developers

To enroll as an Individual you will need:

- Credit Card Billing information for identity verification.

To enroll on behalf of a Company you will need:

- Legal Company/Organization Name.
- The legal authority to bind your company to any legal agreements that may be presented to you during the enrollment process or your program year.
- To provide us business documents including, but not limited to: Articles of Incorporation, Business License, etc. as part of our identity verification process.

[View example](#)

Individual

Company

Select Your Programs

- Go to the members portal
- Join the iPhone developer program

The screenshot shows the Apple Developer Program website interface. At the top, there is a navigation bar with 'Developer' and an Apple logo. Below this is a secondary navigation bar with 'People', 'Programs & Add-ons', and 'Your Account'. The main content area is titled 'Program Summary' and includes a sidebar with 'Program Summary' and 'Technical Support'. The 'Developer Programs' section lists two options: 'iPhone Developer Program' with an expiration date of Nov 04, 2010, and 'Mac Developer Program' with a description of technical resources and support. Both programs have a 'Join Today' button, with the iPhone button being highlighted by an orange oval.

See the Apple Developer Program website

Agenda

- Develop
 - Steps for the developer:
 - Register as an Apple iOS developer
 - Install the latest Xcode IDE (including the iOS simulator)
- Deploy to the iOS device
 - Steps for the company:
 - Register for the iOS developer program
 - Invite developers to join your development group
 - Manage your devices
 - Steps for the developer:
 - Register for the iOS developer program
 - Create a developer certificate

Invite Developers to the Team

Developer

🏠
People
Programs & Add-ons
Your Account

Organization: [WorkLight Inc.](#)

- All People
- iPhone Developers
- Invitations

Invite People to Your Team

Invite a Person to Your Team

Send an invitation to a colleague requesting they join your development team.

Invite Person

Invite Multiple People to Your Team

Send invitations to a list of colleagues requesting they join your development team.

Bulk Invite

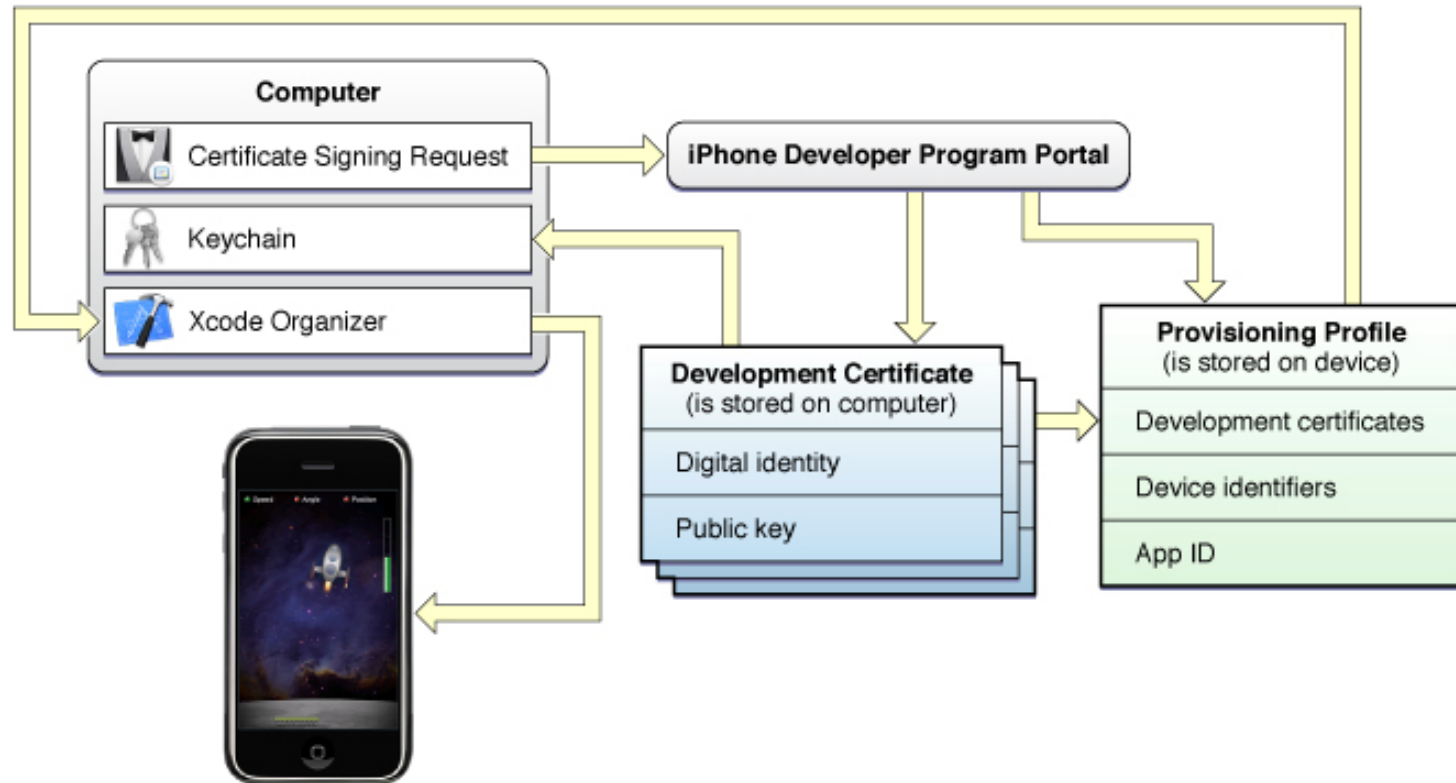
Recent Invitations

Name	Email	Date Sent	Status	⚙️
Eliran Ben Yishai	eliranb@worklight.com	May 11, 2010	Pending	Details
Avi Engelshtein	aengelshtein@fis-software.com	May 09, 2010	Accepted	Details

Agenda

- Develop
 - Steps for the developer:
 - Register as an Apple iOS developer
 - Install the latest Xcode IDE (including the iOS simulator)
- Deploy to the iOS device
 - Steps for the company:
 - Register for the iOS developer program
 - Invite developers to join your development group
 - **Manage your devices**
 - Steps for the developer:
 - Register for the iOS developer program
 - Create a developer certificate

Manage Your Devices



See the Apple iOS Developer Library website

Agenda

- Develop
 - Steps for the developer:
 - Register as an Apple iOS developer
 - Install the latest Xcode IDE (including the iOS simulator)
- Deploy to the iOS device
 - Steps for the company:
 - Register for the iOS developer program
 - Invite developers to join your development group
 - Manage your devices
 - Steps for the developer:
 - Register for the iOS developer program
 - **Create a developer certificate**

Create a Developer Certificate

- Obtain your development certificate as indicated in the Apple iOS Developer Library website.

You can now develop your applications with Worklight, automatically generate Xcode projects, and compile and run them on iOS devices.

Notices

- Permission for the use of these publications is granted subject to these terms and conditions.
- This information was developed for products and services offered in the U.S.A.
- IBM may not offer the products, services, or features discussed in this document in other countries. Consult your local IBM representative for information on the products and services currently available in your area. Any reference to an IBM product, program, or service is not intended to state or imply that only that IBM product, program, or service may be used. Any functionally equivalent product, program, or service that does not infringe any IBM intellectual property right may be used instead. However, it is the user's responsibility to evaluate and verify the operation of any non-IBM product, program, or service.
- IBM may have patents or pending patent applications covering subject matter described in this document. The furnishing of this document does not grant you any license to these patents. You can send license inquiries, in writing, to:
 - IBM Director of Licensing
IBM Corporation
North Castle Drive
Armonk, NY 10504-1785
U.S.A.
- For license inquiries regarding double-byte character set (DBCS) information, contact the IBM Intellectual Property Department in your country or send inquiries, in writing, to:
 - Intellectual Property Licensing
Legal and Intellectual Property Law
IBM Japan Ltd.
1623-14, Shimotsuruma, Yamato-shi
Kanagawa 242-8502 Japan
- **The following paragraph does not apply to the United Kingdom or any other country where such provisions are inconsistent with local law:** INTERNATIONAL BUSINESS MACHINES CORPORATION PROVIDES THIS PUBLICATION "AS IS" WITHOUT WARRANTY OF ANY KIND, EITHER EXPRESS OR IMPLIED, INCLUDING, BUT NOT LIMITED TO, THE IMPLIED WARRANTIES OF NON-INFRINGEMENT, MERCHANTABILITY OR FITNESS FOR A PARTICULAR PURPOSE. Some states do not allow disclaimer of express or implied warranties in certain transactions, therefore, this statement may not apply to you.
- This information could include technical inaccuracies or typographical errors. Changes are periodically made to the information herein; these changes will be incorporated in new editions of the publication. IBM may make improvements and/or changes in the product(s) and/or the program(s) described in this publication at any time without notice.
- Any references in this information to non-IBM Web sites are provided for convenience only and do not in any manner serve as an endorsement of those Web sites. The materials at those Web sites are not part of the materials for this IBM product and use of those Web sites is at your own risk.
- IBM may use or distribute any of the information you supply in any way it believes appropriate without incurring any obligation to you.
- Licensees of this program who wish to have information about it for the purpose of enabling: (i) the exchange of information between independently created programs and other programs (including this one) and (ii) the mutual use of the information which has been exchanged, should contact:
 - IBM Corporation
Dept F6, Bldg 1
294 Route 100
Somers NY 10589-3216
USA

- Such information may be available, subject to appropriate terms and conditions, including in some cases, payment of a fee.
- The licensed program described in this document and all licensed material available for it are provided by IBM under terms of the IBM Customer Agreement, IBM International Program License Agreement or any equivalent agreement between us.
- Information concerning non-IBM products was obtained from the suppliers of those products, their published announcements or other publicly available sources. IBM has not tested those products and cannot confirm the accuracy of performance, compatibility or any other claims related to non-IBM products. Questions on the capabilities of non-IBM products should be addressed to the suppliers of those products.

COPYRIGHT LICENSE:

- This information contains sample application programs in source language, which illustrate programming techniques on various operating platforms. You may copy, modify, and distribute these sample programs in any form without payment to IBM, for the purposes of developing, using, marketing or distributing application programs conforming to the application programming interface for the operating platform for which the sample programs are written. These examples have not been thoroughly tested under all conditions. IBM, therefore, cannot guarantee or imply reliability, serviceability, or function of these programs.
- Each copy or any portion of these sample programs or any derivative work, must include a copyright notice as follows:
 - © (your company name) (year). Portions of this code are derived from IBM Corp. Sample Programs.
© Copyright IBM Corp. _enter the year or years_. All rights reserved.

Privacy Policy Considerations

- IBM Software products, including software as a service solutions, ("Software Offerings") may use cookies or other technologies to collect product usage information, to help improve the end user experience, to tailor interactions with the end user or for other purposes. In many cases no personally identifiable information is collected by the Software Offerings. Some of our Software Offerings can help enable you to collect personally identifiable information. If this Software Offering uses cookies to collect personally identifiable information, specific information about this offering's use of cookies is set forth below.
- Depending upon the configurations deployed, this Software Offering may use session cookies that collect session information (generated by the application server). These cookies contain no personally identifiable information and are required for session management. Additionally, persistent cookies may be randomly generated to recognize and manage anonymous users. These cookies also contain no personally identifiable information and are required.
- If the configurations deployed for this Software Offering provide you as customer the ability to collect personally identifiable information from end users via cookies and other technologies, you should seek your own legal advice about any laws applicable to such data collection, including any requirements for notice and consent. For more information about the use of various technologies, including cookies, for these purposes, see IBM's Privacy Policy at <http://www.ibm.com/privacy> and IBM's Online Privacy Statement at <http://www.ibm.com/privacy/details> the sections entitled "Cookies, Web Beacons and Other Technologies" and the "IBM Software Products and Software-as-a-Service Privacy Statement" at <http://www.ibm.com/software/info/product-privacy>.

Support and comments

- For the entire IBM Worklight documentation set, training material and online forums where you can post questions, see the IBM website at:
 - <http://www.ibm.com/mobile-docs>
- **Support**
 - Software Subscription and Support (also referred to as Software Maintenance) is included with licenses purchased through Passport Advantage and Passport Advantage Express. For additional information about the International Passport Advantage Agreement and the IBM International Passport Advantage Express Agreement, visit the Passport Advantage website at:
 - <http://www.ibm.com/software/passportadvantage>
 - If you have a Software Subscription and Support in effect, IBM provides you assistance for your routine, short duration installation and usage (how-to) questions, and code-related questions. For additional details, consult your IBM Software Support Handbook at:
 - <http://www.ibm.com/support/handbook>
- **Comments**
 - We appreciate your comments about this publication. Please comment on specific errors or omissions, accuracy, organization, subject matter, or completeness of this document. The comments you send should pertain to only the information in this manual or product and the way in which the information is presented.
 - For technical questions and information about products and prices, please contact your IBM branch office, your IBM business partner, or your authorized remarketer.
 - When you send comments to IBM, you grant IBM a nonexclusive right to use or distribute your comments in any way it believes appropriate without incurring any obligation to you. IBM or any other organizations will only use the personal information that you supply to contact you about the issues that you state.
 - Thank you for your support.
 - Submit your comments in the IBM Worklight Developer Edition support community forums at:
 - <https://www.ibm.com/developerworks/mobile/worklight/connect.html>
 - If you would like a response from IBM, please provide the following information:
 - Name
 - Address
 - Company or Organization
 - Phone No.
 - Email address

Thank You

