

IBM Worklight V6.1.0 Getting Started

General information when developing for Windows Phone 8



Trademarks

- IBM, the IBM logo, ibm.com, Rational, and Rational Team Concert are trademarks or registered trademarks of International Business Machines Corporation, registered in many jurisdictions worldwide. Worklight is a trademark or registered trademark of Worklight, an IBM Company. Other product and service names might be trademarks of IBM or other companies. A current list of IBM trademarks is available on the Web at [“Copyright and trademark information”](http://www.ibm.com/legal/copytrade.shtml) at www.ibm.com/legal/copytrade.shtml.
- Microsoft, Windows, and the Windows logo are trademarks of Microsoft Corporation in the United States, other countries, or both.
- Other company products or service names may be trademarks or service marks of others.
- This document may not be reproduced in whole or in part without the prior written permission of IBM.
- Java and all Java-based trademarks and logos are trademarks or registered trademarks of Oracle and/or its affiliates.

About IBM®

- See <http://www.ibm.com/ibm/us/en/>

Agenda

- Installation
- Windows Phone 8 development
 - Environment-specific APIs
 - Environment-specific images
 - Apache Cordova
- Debugging the application
- Deployment

Installation

See **Setting up your Windows Phone 8 Development Environment** training module for a detailed explanation



Agenda

- Installation
- Windows Phone 8 development
 - Environment-specific APIs
 - Environment-specific images
 - Apache Cordova
- Testing
 - Debugging the application
- Deployment

Windows Phone 8 development

- An Windows Phone 8 app that is developed by using IBM Worklight® comprises the following components:
 - A CS™ main class that is provided by IBM Worklight, and that hosts an instance of the WebView component.
 - A set of CS and JavaScript™ libraries that provide access to various device features and capabilities.
 - Web application code that is provided by the developer, which is written in HTML, CSS, and JavaScript, and that runs in one or more instances of the browser, hosted within the Main class.
 - All application components, including the web code that the developer provides, packaged into a single Windows Phone 8 project.
- IBM Worklight supports Android devices that run Windows Phone 8.
- If you use a source control management system (such as Rational Team Concert™, Git, or Subversion), see the IBM Worklight user documentation at http://pic.dhe.ibm.com/infocenter/wrklight/v6r1m0/topic/com.ibm.worklight.de.v.doc/devref/r_integrating_with_source_contro.html for instructions on committing your source code.

Windows Phone 8 development – continued

- It is useful to always consult with the Microsoft Design and Develop websites when you develop applications.
 - Design: <http://dev.windowsphone.com/en-us/design>
 - Develop: <http://dev.windowsphone.com/en-us/develop>


Agenda

- Installation
- Windows Phone 8 development
 - Environment-specific APIs
 - Environment-specific images
 - Apache Cordova
- Testing
 - Debugging the application
- Deployment

Environment-specific APIs

Application Bar

- In Windows Phone 8, the menu bar is called “Application Bar”. However, it uses the same IBM Worklight API methods as the Options Menu feature in Android.
- When displayed, the menu holds up to four menu items.
- For more information about Options Menu development, see the *Common UI Controls* training module.



Agenda

- Installation
- Windows Phone 8 development
 - Environment-specific APIs
 - Environment-specific images
 - Apache Cordova
- Testing
 - Debugging the application
- Deployment

Environment-specific images

Application Bar

- If you implement the Application Bar feature in an app, you must put the various icons in the appropriate folder, in `your-project-name\apps\your-app-name\windowsphone8\nativeResources\applicationBar`.
- IBM Worklight builder then copies these images to the native folder of the generated project.

Environment-specific images – continued

Application Bar

- The icons of the Application Bar must be 100x100 pixels and have a white foreground on a transparent background by using an alpha channel.
 - The Application Bar colorizes the icon according to the current style settings. Using colored icons can result in an unpredictable display.
- Images that are not in the acceptable dimensions are scaled to fit, and can potentially lower the overall image quality of the Application Bar Icon.
- The circle that is displayed on each icon button is drawn by the Application Bar – do not include it in the source image.

Agenda

- Installation
- Windows Phone 8 development
 - Environment-specific APIs
 - Environment-specific images
 - **Apache Cordova**
- Testing
 - Debugging the application
- Deployment

Apache Cordova

- You can use the Apache Cordova framework in Windows Phone 8 applications to access the native elements of the device, such as contacts, geo-location services, media services, and accelerometer.
- For more information about Apache Cordova development, see the *Apache Cordova overview* training module.

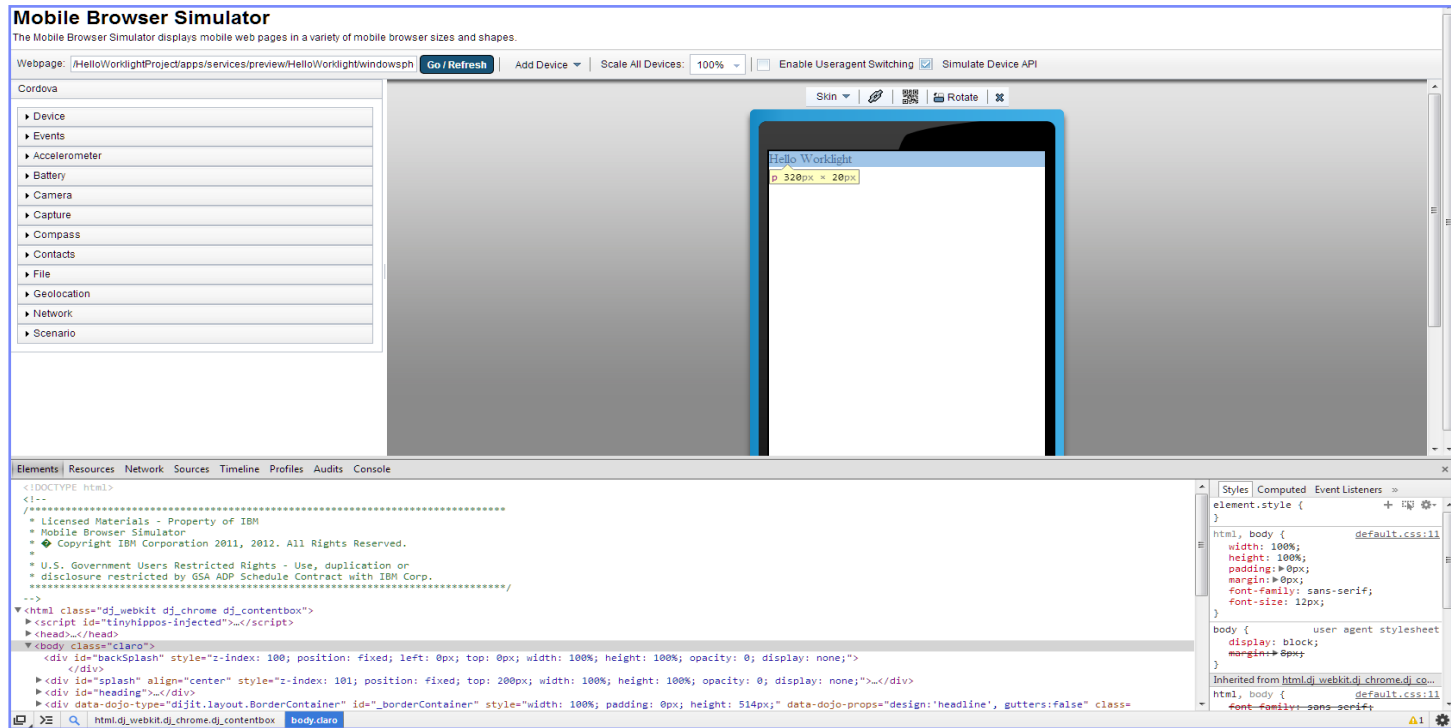
Agenda

- Installation
- Windows Phone 8 development
 - Environment-specific APIs
 - Environment-specific images
 - Apache Cordova
- Testing
 - Debugging the application
- Deployment

Debugging the application

Phase 1: Testing in your browser

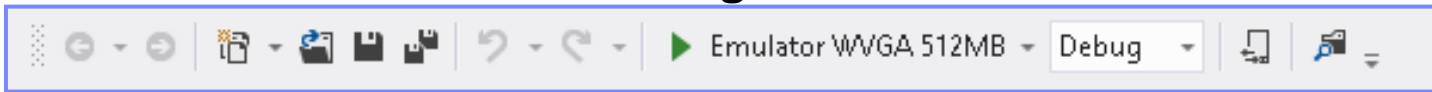
- Your Windows Phone 8 app resources are previewed in the Mobile Browser Simulator, so you are able to debug it by using the facilities of the browser, such as Firebug or Developer toolbar.



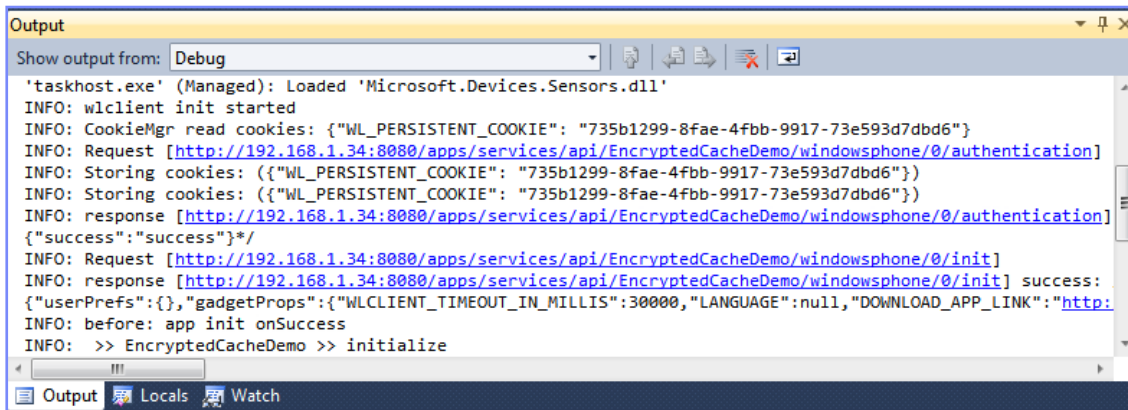
Debugging the application – continued

Phase 2: Testing in the Windows Phone 8 Simulator

- You can test in the Windows Phone 8 Simulator only on a computer that runs on Windows 8 OS.
- Open your application by using Visual Studio 2012 for Windows Phone.
- Select an emulator and the **Debug** mode.




- Preview your application in an emulator.
- While you browse, debug the information in the Visual Studio **Output** view.



Debugging the application – continued

Phase 3: Testing in a Windows Phone 8 device

- To run the application on a Windows Phone 8 device, connect your device and run the application by using Visual Studio Express 2012 for Windows Phone.
- Select the **Device** mode to run on the device.



Agenda

- Installation
- Windows Phone 8 development
 - Environment-specific APIs
 - Environment-specific images
 - Apache Cordova
- Testing
 - Debugging the application
- Deployment

Deployment

- You must be a registered Windows Phone Developer to submit your applications to the Windows Phone Store.
- You can register at Microsoft App Hub.
 - See <http://create.msdn.com>
- After you register, you must assemble the prerequisites for your application certification by Microsoft and submit your application for review.
- For more information about the Windows Phone Store application deployment, see the Microsoft MSDN Library website (search for “Windows Phone Store development”).

Notices

- Permission for the use of these publications is granted subject to these terms and conditions.
- This information was developed for products and services offered in the U.S.A.
- IBM may not offer the products, services, or features discussed in this document in other countries. Consult your local IBM representative for information on the products and services currently available in your area. Any reference to an IBM product, program, or service is not intended to state or imply that only that IBM product, program, or service may be used. Any functionally equivalent product, program, or service that does not infringe any IBM intellectual property right may be used instead. However, it is the user's responsibility to evaluate and verify the operation of any non-IBM product, program, or service.
- IBM may have patents or pending patent applications covering subject matter described in this document. The furnishing of this document does not grant you any license to these patents. You can send license inquiries, in writing, to:
 - IBM Director of Licensing
IBM Corporation
North Castle Drive
Armonk, NY 10504-1785
U.S.A.
- For license inquiries regarding double-byte character set (DBCS) information, contact the IBM Intellectual Property Department in your country or send inquiries, in writing, to:
 - Intellectual Property Licensing
Legal and Intellectual Property Law
IBM Japan Ltd.
1623-14, Shimotsuruma, Yamato-shi
Kanagawa 242-8502 Japan
- **The following paragraph does not apply to the United Kingdom or any other country where such provisions are inconsistent with local law:** INTERNATIONAL BUSINESS MACHINES CORPORATION PROVIDES THIS PUBLICATION "AS IS" WITHOUT WARRANTY OF ANY KIND, EITHER EXPRESS OR IMPLIED, INCLUDING, BUT NOT LIMITED TO, THE IMPLIED WARRANTIES OF NON-INFRINGEMENT, MERCHANTABILITY OR FITNESS FOR A PARTICULAR PURPOSE. Some states do not allow disclaimer of express or implied warranties in certain transactions, therefore, this statement may not apply to you.
- This information could include technical inaccuracies or typographical errors. Changes are periodically made to the information herein; these changes will be incorporated in new editions of the publication. IBM may make improvements and/or changes in the product(s) and/or the program(s) described in this publication at any time without notice.
- Any references in this information to non-IBM Web sites are provided for convenience only and do not in any manner serve as an endorsement of those Web sites. The materials at those Web sites are not part of the materials for this IBM product and use of those Web sites is at your own risk.
- IBM may use or distribute any of the information you supply in any way it believes appropriate without incurring any obligation to you.
- Licensees of this program who wish to have information about it for the purpose of enabling: (i) the exchange of information between independently created programs and other programs (including this one) and (ii) the mutual use of the information which has been exchanged, should contact:
 - IBM Corporation
Dept F6, Bldg 1
294 Route 100
Somers NY 10589-3216
USA

- Such information may be available, subject to appropriate terms and conditions, including in some cases, payment of a fee.
- The licensed program described in this document and all licensed material available for it are provided by IBM under terms of the IBM Customer Agreement, IBM International Program License Agreement or any equivalent agreement between us.
- Information concerning non-IBM products was obtained from the suppliers of those products, their published announcements or other publicly available sources. IBM has not tested those products and cannot confirm the accuracy of performance, compatibility or any other claims related to non-IBM products. Questions on the capabilities of non-IBM products should be addressed to the suppliers of those products.

COPYRIGHT LICENSE:

- This information contains sample application programs in source language, which illustrate programming techniques on various operating platforms. You may copy, modify, and distribute these sample programs in any form without payment to IBM, for the purposes of developing, using, marketing or distributing application programs conforming to the application programming interface for the operating platform for which the sample programs are written. These examples have not been thoroughly tested under all conditions. IBM, therefore, cannot guarantee or imply reliability, serviceability, or function of these programs.
- Each copy or any portion of these sample programs or any derivative work, must include a copyright notice as follows:
 - © (your company name) (year). Portions of this code are derived from IBM Corp. Sample Programs.
© Copyright IBM Corp. _enter the year or years_. All rights reserved.

Privacy Policy Considerations

- IBM Software products, including software as a service solutions, ("Software Offerings") may use cookies or other technologies to collect product usage information, to help improve the end user experience, to tailor interactions with the end user or for other purposes. In many cases no personally identifiable information is collected by the Software Offerings. Some of our Software Offerings can help enable you to collect personally identifiable information. If this Software Offering uses cookies to collect personally identifiable information, specific information about this offering's use of cookies is set forth below.
- Depending upon the configurations deployed, this Software Offering may use session cookies that collect session information (generated by the application server). These cookies contain no personally identifiable information and are required for session management. Additionally, persistent cookies may be randomly generated to recognize and manage anonymous users. These cookies also contain no personally identifiable information and are required.
- If the configurations deployed for this Software Offering provide you as customer the ability to collect personally identifiable information from end users via cookies and other technologies, you should seek your own legal advice about any laws applicable to such data collection, including any requirements for notice and consent. For more information about the use of various technologies, including cookies, for these purposes, see IBM's Privacy Policy at <http://www.ibm.com/privacy> and IBM's Online Privacy Statement at <http://www.ibm.com/privacy/details> the sections entitled "Cookies, Web Beacons and Other Technologies" and the "IBM Software Products and Software-as-a-Service Privacy Statement" at <http://www.ibm.com/software/info/product-privacy>.

Support and comments

- For the entire IBM Worklight documentation set, training material and online forums where you can post questions, see the IBM website at:
 - <http://www.ibm.com/mobile-docs>
- **Support**
 - Software Subscription and Support (also referred to as Software Maintenance) is included with licenses purchased through Passport Advantage and Passport Advantage Express. For additional information about the International Passport Advantage Agreement and the IBM International Passport Advantage Express Agreement, visit the Passport Advantage website at:
 - <http://www.ibm.com/software/passportadvantage>
 - If you have a Software Subscription and Support in effect, IBM provides you assistance for your routine, short duration installation and usage (how-to) questions, and code-related questions. For additional details, consult your IBM Software Support Handbook at:
 - <http://www.ibm.com/support/handbook>
- **Comments**
 - We appreciate your comments about this publication. Please comment on specific errors or omissions, accuracy, organization, subject matter, or completeness of this document. The comments you send should pertain to only the information in this manual or product and the way in which the information is presented.
 - For technical questions and information about products and prices, please contact your IBM branch office, your IBM business partner, or your authorized remarketer.
 - When you send comments to IBM, you grant IBM a nonexclusive right to use or distribute your comments in any way it believes appropriate without incurring any obligation to you. IBM or any other organizations will only use the personal information that you supply to contact you about the issues that you state.
 - Thank you for your support.
 - Submit your comments in the IBM Worklight Developer Edition support community at:
 - <https://www.ibm.com/developerworks/mobile/worklight/connect.html>
 - If you would like a response from IBM, please provide the following information:
 - Name
 - Address
 - Company or Organization
 - Phone No.
 - Email address

Thank You

