

Communications Server for Windows, Version 6.1
and
Personal Communications for Windows, Version 5.7



Configuration File Reference

Communications Server for Windows, Version 6.1
and
Personal Communications for Windows, Version 5.7



Configuration File Reference

Note

Before using this information and the product it supports, read the information in Appendix I, "Notices", on page 259.

Sixth Edition (September 2003)

This edition applies to Version 6.1 of IBM Communications Server for Windows, Version 5.7 of IBM Personal Communications for Windows (program number: 5639-I70), and to all subsequent releases and modifications until otherwise indicated in new editions.

© Copyright International Business Machines Corporation 1998, 2003. All rights reserved.

US Government Users Restricted Rights – Use, duplication or disclosure restricted by GSA ADP Schedule Contract with IBM Corp.

Contents

About This Book.	ix
Who Should Use This Book	ix
How to Use This Book	x
Icons	x
Number Conventions	x
Where to Find More Information	xi

Chapter 1. Introduction to ASCII Configuration	1
ASCII Configuration File Structure	1
Kinds and Types of Keywords	1
Kinds of Keywords	1
Types of Simple Keywords.	2
Labels Used in Keyword Descriptions	2
Template File and Response File Keywords	3
ASCII Configuration File Syntax Rules.	3
Syntax Examples	4
Assigning Values to ASCII Configuration File Keywords	4

Chapter 2. Verifying and Editing an ASCII Configuration File.	7
ASCII Configuration Verify Utility	7
Verifying a Configuration File	7
Editing a Configuration File	8

Chapter 3. ADJACENT_NODE	9
Keyword Definition	9
ADJACENT_NODE Sample	9
ADJACENT_NODE Parameter Keywords.	9
FQ_CP_NAME	9
FQ_LU_NAME	10
LU_ENTRY	10
WILDCARD_LU.	10

Chapter 4. AS400_COMMON	13
Keyword Definition	13
AS400_COMMON Sample	13
AS400_COMMON Parameter Keywords.	13
LU_NAME	13
MODE_NAME	14
PASSWORD	14
USER_ID	15

Chapter 5. AS400_SERVER	17
Keyword Definition	17
AS400_SERVER Sample	17
AS400_SERVER Parameter Keywords.	17
DEFAULT_SERVER.	17
DEVICE	18
PASSWORD	18
PATH	18
SERVER_NAME.	19
SHARED_FOLDER.	19

USER_ID	20
Chapter 6. CONNECTION_NETWORK	21
Keyword Definition	21
CONNECTION_NETWORK Sample	21
CONNECTION_NETWORK Parameter Keywords	21
FQCN_NAME	21
PORT_NAME	22
INHERIT_PORT_LIMITED_RESOURCE.	22

Chapter 7. CPIC_SIDE_INFO	23
Keyword Definition	23
CPIC_SIDE_INFO Sample	23
CPIC_SIDE_INFO Parameter Keywords	23
CONVERSATION_SECURITY_TYPE	23
MODE_NAME	24
PARTNER_LU_NAME.	24
SECURITY_PASSWORD	25
SECURITY_USER_ID	25
SYM_DEST_NAME.	26
TP_NAME.	26
TP_NAME_TYPE	26
USER_DATA	27

Chapter 8. CRL_SUPPORT	29
Keyword Definition	29
CRL_SUPPORT Sample	29
CRL_SUPPORT Parameter Keywords.	29
CRL_SUPPORT_ENABLE.	29
LDAP_ID	29
LDAP_ID_TYPE.	30
PASSWORD	30
PORT	31
USER_ID	31

Chapter 9. DLUR_DEFAULTS	33
Keyword Definition	33
DLUR_DEFAULTS Sample	33
DLUR_DEFAULTS Parameter Keywords.	33
BKUP_DLUS_NAME	33
DEFAULT_PU_NAME.	34
DLUS_RETRY_LIMIT	34
DLUS_RETRY_TIMEOUT.	34
FQ_DLUS_NAME	35

Chapter 10. DOWNSTREAM_LU	37
Keyword Definition	37
DOWNSTREAM_LU Sample	37
DOWNSTREAM_LU Parameter Keywords	37
DSLUS_NAME	37
DSPU_NAME	38
HOST_LU_NAME	38
NAU_ADDRESS.	38

Chapter 11. DSPU_TEMPLATE 39

Keyword Definition	39
DSPU_TEMPLATE Sample	39
DSPU_TEMPLATE Parameter Keywords	39
DSLU_TEMPLATE	39
HOST_LU	40
MAX_INSTANCE	40
MAX_NAU	40
MIN_NAU	41
NUMBER_OF_DSLU_TEMPLATES	41
TEMPLATE_NAME	41

Chapter 12. FOCAL_POINT 43

Keyword Definition	43
FOCAL_POINT Sample	43
FOCAL_POINT Parameter Keywords	43
BKUP_FP_FQCP_NAME	43
BKUP_MS_APPL_NAME	44
FP_FQCP_NAME	44
MS_APPL_NAME	45
MS_CATEGORY	45

Chapter 13. HS_CRITICAL_SERVER 47

Keyword Definition	47
HS_CRITICAL_SERVER Sample	47
HS_CRITICAL_SERVER Parameter Keywords	47
HOST_LINK_NAME	47
SERVER_NAME	48

Chapter 14. INTERNAL_PU 49

Keyword Definition	49
INTERNAL_PU Sample	49
INTERNAL_PU Parameter Keywords	49
BKUP_DLUS_NAME	49
DEPENDENT_LU_COMPRESSION	50
DEPENDENT_LU_ENCRYPTION	50
FQ_DLUS_NAME	51
NODE_ID	51
PU_NAME	51
STARTUP	52

Chapter 15. LINK_STATION 53

Keyword Definition	53
LINK_STATION Samples	53
LINK_STATION Parameter Keywords	54
ACTIVATE_AT_STARTUP	54
ACTIVATION_DELAY_TIMER	55
ADJACENT_BRANCH_EXTENDER_NODE	55
ADJACENT_NODE_ID	56
ADJACENT_NODE_TYPE	56
AUTO_ACTIVATE_SUPPORT	58
BKUP_DLUS_NAME	58
BRANCH_EXTENDER_LINK	59
COST_PER_BYTE	59
COST_PER_CONNECT_TIME	59
CP_CP_SESS_SUPPORT	60
DEFAULT_NN_SERVER	60
DELAY_APPLICATION_RETRIES	61
DEPENDENT_LU_COMPRESSION	61
DEPENDENT_LU_ENCRYPTION	62

DEST_ADDRESS	62
DISABLE_REMOTE_ACT.	62
DLUS_NAME	63
DSPU_NAME	63
DSPU_SERVICES	64
EFFECTIVE_CAPACITY	64
ETHERNET_FORMAT.	65
FQ_ADJACENT_CP_NAME.	65
HPR_LINK_LVL_ERROR.	66
HPR_SUPPORT	66
INHERIT_PORT_RETRY_PARMS	67
LIMITED_RESOURCE.	67
LINK_DEACT_TIMER.	68
LINK_STATION_ROLE	68
LS_NAME.	69
MAX_ACTIVATION_ATTEMPTS	69
MAX_IFRM_RCVD.	70
MAX_SEND_BTU_SIZE	70
NODE_ID	71
NULL_ADDRESS_MEANING	71
PORT_NAME	72
PROPAGATION_DELAY	72
PU_NAME	73
RETRY_LINK_ON_DISCONNECT.	73
RETRY_LINK_ON_FAILED_START	74
RETRY_LINK_ON_FAILURE	74
REVERSE_ADDRESS_BYTES	74
SECURITY.	75
SOLICIT_SSCP_SESSION.	75
TG_CHARS	76
TG_NUMBER	76
USE_DEFAULT_TG_CHARS.	77
USE_PU_NAME_IN_XID.	77
USER_DEFINED_1	78
USER_DEFINED_2	78
USER_DEFINED_3	78
LINK_STATION_ANYNET_SPECIFIC_DATA	79
LINK_STATION_LAN_SPECIFIC_DATA.	79
LINK_STATION_OEM_SPECIFIC_DATA	79
LINK_STATION_SDLC_SPECIFIC_DATA	79
LINK_STATION_X25_SPECIFIC_DATA	79

Chapter 16. LOAD_BALANCING 81

Keyword Definition	81
LOAD_BALANCING Sample	81
LOAD_BALANCING Parameter Keywords	81
ADVERTISE_FREQUENCY	81
APPC_LU_LOAD_FACTOR	82
DEFAULT_MAX_LU62_SESSIONS.	82
ENABLE_LOAD_BALANCING.	82
HOST_LU_LOAD_FACTOR	83
LOAD_VARIANCE.	83
SCOPE_NAME	83

Chapter 17. LOCAL_LU. 85

Keyword Definition	85
LOCAL_LU Sample	85
LOCAL_LU Parameter Keywords	85
DEFAULT_POOL	85
LU_ALIAS.	86

LU_NAME	86	ANYNET_SUPPORT	109
LU_SESSION_LIMIT	86	CP_ALIAS	110
MODEL_NAME	87	DEFAULT_PREFERENCE	110
NAU_ADDRESS	87	DISCOVERY_GROUP_NAME	111
PU_NAME	88	DISCOVERY_SUPPORT	112
ROUTE_TO_CLIENT	88	DLUR_SUPPORT	112
SYNCPT_SUPPORT	88	FQ_CP_NAME	113
USER_ID	89	MAX_LOCATES	113
		MAX_LS_EXCEPTION_EVENTS	113
Chapter 18. LU_0_TO_3	91	NODE_ID	114
Keyword Definition	91	NODE_TYPE	114
LU_0_TO_3 Sample	91	REGISTER_WITH_CDS	115
LU_0_TO_3 Parameter Keywords	91	REGISTER_WITH_NN	115
APPLICATION_TYPE	91	SEND_TERM_SELF	116
ASSOC_PRINTER	92	TP_SECURITY_BEHAVIOR	117
CLASS_TYPE	92		
LU_MODEL	93	Chapter 23. PARTNER_LU	119
LU_NAME	93	Keyword Definition	119
MODEL_NAME	94	PARTNER_LU Sample	119
NAU_ADDRESS	94	PARTNER_LU Parameter Keywords	119
POOL_NAME	94	ADJACENT_CP_NAME	119
PRIORITY	95	CONV_SECURITY_VERIFICATION	120
PU_NAME	95	FQ_PLU_NAME	120
		MAX_MC_LL_SEND_SIZE	120
		PARALLEL_SESSION_SUPPORT	121
Chapter 19. LU62_TIMEOUT	97	PARTNER_LU_ALIAS	121
Keyword Definition	97	PREFERENCE	122
LU62_TIMEOUT Sample	97		
LU62_TIMEOUT Parameter Keywords	97	Chapter 24. PORT	123
LU62_TIMEOUT_RESOURCE_TYPE	97	Keyword Definition	123
LU62_TIMEOUT_VALUE	97	PORT Samples	123
		PORT Parameter Keywords	124
Chapter 20. LU_LU_PASSWORD	99	ACTIVATION_DELAY_TIMER	124
Keyword Definition	99	COST_PER_BYTE	124
LU_LU_PASSWORD Sample	99	COST_PER_CONNECT_TIME	124
LU_LU_PASSWORD Parameter Keywords	99	DEFAULT_TG_CHARS	125
LU_PAIR	99	DELAY_APPLICATION_RETRIES	125
PASSWORD	100	DLC_DATA	126
		DLC_NAME	126
Chapter 21. MODE	101	EFFECTIVE_CAPACITY	126
Keyword Definition	101	IMPLICIT_BRANCH_EXTENDER_LINK	127
MODE Sample	101	IMPLICIT_CP_CP_SESS_SUPPORT	127
MODE Parameter Keywords	101	IMPLICIT_DEACT_TIMER	128
AUTO_ACT	101	IMPLICIT_DSPU_SERVICES	128
COMPRESSION	102	IMPLICIT_DSPU_TEMPLATE	129
COS_NAME	102	IMPLICIT_HPR_SUPPORT	129
DEFAULT_RU_SIZE	102	IMPLICIT_LIMITED_RESOURCE	130
ENCRYPTION_SUPPORT	103	IMPLICIT_LINK_LVL_ERROR	130
MAX_INCOMING_COMPRESSION_LEVEL	103	LINK_STATION_ROLE	131
MAX_NEGOTIABLE_SESSION_LIMIT	104	MAX_ACTIVATION_ATTEMPTS	131
MAX_OUTGOING_COMPRESSION_LEVEL	104	MAX_IFRM_RCVD	132
MAX_RU_SIZE_UPPER_BOUND	105	MAX_RCV_BTU_SIZE	132
MIN_CONWINNERS_SOURCE	105	PORT_NAME	133
MODE_NAME	105	PORT_TYPE	133
PLU_MODE_SESSION_LIMIT	106	PROPAGATION_DELAY	134
RECEIVE_PACING_WINDOW	107	RETRY_LINK_ON_DISCONNECT	134
		RETRY_LINK_ON_FAILED_START	135
Chapter 22. NODE	109	RETRY_LINK_ON_FAILURE	135
Keyword Definition	109	PORT_LAN_SPECIFIC_DATA	135
NODE Sample	109	PORT_OEM_SPECIFIC_DATA	135
NODE Parameter Keywords	109		

PORT_SDLC_SPECIFIC_DATA	136
PORT_TWINAX_SPECIFIC_DATA	136
PORT_X25_SPECIFIC_DATA	136
SECURITY	136
USER_DEFINED_1	136
USER_DEFINED_2	137
USER_DEFINED_3	137

Chapter 25. SPLIT_STACK 139

Keyword Definition	139
SPLIT_STACK Sample	139
SPLIT_STACK Parameter Keywords	139
POOL_NAME	139
STARTUP	139

Chapter 26. TN3270E_DEF 141

Keyword Definition	141
TN3270E_DEF Sample	141
TN3270E_DEF Parameter Keywords	141
AUTO_LOGOFF	141
DEFAULT_POOL_NAME	141
DEFAULT_PRINTER_POOL_NAME	142
ENABLE_FILTERING	142
FILTER_PREFERENCE	142
FREQUENCY	143
KEEPALIVE_TYPE	143
LOGOFF	144
LU_TAKEOVER	144
LU_TAKEOVER_TIMER	145
TIMER	145

Chapter 27. TN3270E_FILTER 147

Keyword Definition	147
TN3270E_FILTER Sample	147
TN3270E_FILTER Parameter Keywords	147
CLASS_TYPE	147
CLIENT_ID_TYPE	148
FILTER_ENTRY	148
IP_ADDR_MASK_PAIR	149
IS_POOL	150
NAME	150

Chapter 28. TN3270_PORT_DEF 151

Keyword Definition	151
TN3270_PORT_DEF Sample	151
TN3270_PORT_DEF Parameter Keywords	151
CLIENT_AUTHENTICATION	151
DEFAULT_POOL	152
PORT	152
SECURITY	153
SECURITY_LEVEL	153

Chapter 29. TN5250_DEF 155

Keyword Definition	155
TN5250_DEF Sample	155
TN5250_DEF Parameter Keywords	155
AUTO_LOGOFF	155
DYNAMIC_LU_SUPPORT	156
ENABLE_FILTERING	156
FILTER_PREFERENCE	156

FREQUENCY	157
KEEPALIVE_TYPE	157
LOGOFF	158
LU_PREFIX	158
NUMBER_OF_DYNAMIC_LUS	158
TIMER	159

Chapter 30. TN5250_FILTER 161

Keyword Definition	161
TN5250_FILTER Sample	161
TN5250_FILTER Parameter Keywords	161
AS400_SERVER_ENTRY	161
CLIENT_ID_TYPE	162
IP_ADDR_MASK_PAIR	162

Chapter 31. TN5250_PORT_DEF 165

Keyword Definition	165
TN5250_PORT_DEF Sample	165
TN5250_PORT_DEF Parameter Keywords	165
CLIENT_AUTHENTICATION	165
DEFAULT_SERVER	166
PORT	166
SECURITY	167
SECURITY_LEVEL	167

Chapter 32. TP 169

Keyword Definition	169
TP Sample	169
TP Parameter Keywords	169
API_CLIENT_USE	169
CONVERSATION_TYPE	170
DUPLEX_SUPPORT	170
DYNAMIC_LOAD	170
INCOMING_ALLOCATE_TIMEOUT	171
LOAD_TYPE	171
PARAMETERS	171
PATHNAME	172
PIP_ALLOWED	172
QUEUED	172
RECEIVE_ALLOCATE_TIMEOUT	173
SECURITY_RQD	173
SYNC_LEVEL	173
TP_INSTANCE_LIMIT	174
TP_NAME	174
TP_NAME_FORMAT	175

Chapter 33. USERID_PASSWORD 177

Keyword Definition	177
USERID_PASSWORD Sample	177
USERID_PASSWORD Parameter Keywords	177
PASSWORD	177
USER_ID	177

Chapter 34. VERIFY 179

Keyword Definition	179
VERIFY Sample	179
VERIFY Parameter Keywords	179
CFG_LAST_SCENARIO	179
CFG_MODIFICATION_LEVEL	180
CFG_VERSION_LEVEL	180

Appendix A. AnyNet-Specific Data	181
LINK_STATION Keywords for the AnyNet DLC	181
DEST_ADDRESS	181
LINK_STATION_ANYNET_SPECIFIC_DATA	181
PORT Keywords for the AnyNet DLC	182
DLC_NAME	182
Appendix B. EE-Specific Data	183
LINK_STATION Keywords for an EE DLC	183
LINK_STATION_OEM_SPECIFIC_DATA	183
PORT Keywords for an EE DLC	184
DLC_NAME	184
PORT_OEM_SPECIFIC_DATA	185
Appendix C. LAN-Specific Data	191
LINK_STATION Keywords for the LAN DLC	191
DEST_ADDRESS	191
PORT Keywords for the LAN DLC	191
DLC_DATA	191
DLC_NAME	191
PORT_LAN_SPECIFIC_DATA	192
Appendix D. OEM-Specific Data	201
LINK_STATION Keywords for an OEM DLC	201
DEST_ADDRESS	201
LINK_STATION_OEM_SPECIFIC_DATA	201
PORT Keywords for an OEM DLC	202
DLC_DATA	202
DLC_NAME	202
PORT_OEM_SPECIFIC_DATA	203
Appendix E. SDLC-Specific Data	209
LINK_STATION Keywords for the SDLC DLC	209
DEST_ADDRESS	209
LINK_STATION_SDLC_SPECIFIC_DATA	209
PORT Keywords for the SDLC DLC	213
DLC_DATA	214
DLC_NAME	214

PORT_SDLC_SPECIFIC_DATA	214
-------------------------	-----

Appendix F. Twinaxial-Specific Data	225
LINK_STATION Keywords for the Twinaxial DLC	225
DEST_ADDRESS	225
PORT Keywords for the Twinaxial DLC	225
DLC_NAME	225
PORT_TWINAX_SPECIFIC_DATA	225

Appendix G. X.25-Specific Data	229
LINK_STATION Keywords for the X.25 DLC	229
LINK_STATION_X25_SPECIFIC_DATA	229
PORT Keywords for the X.25 DLC	235
DLC_DATA	235
DLC_NAME	236
PORT_X25_SPECIFIC_DATA	236

Appendix H.	
ANYNET_COMMON_PARAMETERS	255
Keyword Definition	255
ANYNET_COMMON_PARAMETERS Sample	255
ANYNET_COMMON_PARAMETERS Parameter	
Keywords	255
CONN_RETRY_SECS	255
CONNWAIT_SECS	256
DG_IDLE_TIMEOUT	256
INACTIVITY_TIMER_SECS	256
SNASUFFIX	257
SNA_IP_NODE_TYPE	257
UNACKED_DG_RETRY_SECS	258
UNSENT_DG_RETRY_SECS	258

Appendix I. Notices	259
Trademarks	260

Index	261
--------------	------------

About This Book

IBM® Communications Server for Windows® (referred to in this book as *Communications Server*) is a communications services platform. This platform provides a wide range of services for Windows NT® or Windows 2000 workstations that communicate with host computers and with other workstations. Communications Server users can choose from among a variety of remote connectivity options.

IBM Personal Communications for Windows, Version 5.7 (referred to in this book as *Personal Communications*) is a full-function emulator. In addition to host terminal emulation, it provides these useful features:

- File transfer
- Dynamic configuration
- An easy-to-use graphical interface
- APIs for SNA-based client applications
- An API allowing TCP/IP-based applications to communicate over an SNA-based network.

Configuration File Reference contains information about creating configuration files and using them to configure Communications Server or Personal Communications. It lists configuration file keywords and shows sample keyword definitions. Each keyword parameter and the values that can be specified for the parameter are explained.

The format of an ASCII configuration file is governed by the OCDNTS50.DAT file. This file is stored in the installation directory of the product. Not all of the keywords and parameters in the OCDNTS50.DAT file are documented in this manual, because they are not configured by the user.

The keywords and parameters described in this manual were complete at the time of publication. However, changes to the product after publication of this manual may have added or changed keywords, parameters, or values. The OCDNTS50.DAT file contains the most accurate listing of the keywords, parameters, and values.

For Communications Server and Personal Communications, it is assumed that you are using Windows 95, Windows 98, Windows Me, Windows NT, Windows 2000, or WindowsXP as your base operating system.

Who Should Use This Book

This book is a reference for network administrators who install, reinstall, or upgrade Communications Server or Personal Communications on a group of remote workstations from a central site.

How to Use This Book

The *Configuration File Reference* book helps you manage the configuration of ASCII configuration files for Personal Communications and Communications Server products.

This book contains the following:

- An introduction to ASCII configuration files
- Instructions for creating or editing a configuration file
- Instructions for verifying a configuration file
- The kinds and types of keywords used in a configuration file
- Descriptions of keywords, parameters, and values used in configuration files.

Icons

In this book, when it is necessary to communicate special information, the following icons appear:



This icon appears when the information applies only to the Communications Server program.



This icon appears when the information applies only to the Personal Communications program.

Number Conventions

Binary numbers	Represented as B'xxxx xxxx' or B'x' except in certain instances where they are represented with text ("A value of binary xxxx xxxx is...").
Bit positions	Start with 0 at the rightmost position (least significant bit).
Decimal numbers	Decimal numbers over 4 digits are represented in metric style. A space is used rather than a comma to separate groups of 3 digits. For example, the number sixteen thousand, one hundred forty-seven is written 16 147.
Hexadecimal numbers	Represented in text as hex xxxx or X'xxxx' ("The address of the adjacent node is hex 5D, which is specified as X'5D'.")

Where to Find More Information



For more information, refer to *Quick Beginnings*, which contains a complete description of both the Communications Server library and related publications.

To view a specific book after Communications Server has been installed, use the following path from your desktop:

1. Programs
2. IBM Communications Server
3. Documentation
4. Choose from the list of books

The Communications Server books are in Portable Document Format (PDF), which is viewable with the Adobe Acrobat Reader. If you do not have a copy of this program on your machine, you can install it from the Documentation list.

The Communications Server home page on the Internet has general product information as well as service information about APARs and fixes. To get to the home page using an Internet browser, go to the following Web site:

<http://www.ibm.com/software/network/commserver/>



For more information, refer to *Quick Beginnings*, for Personal Communications Version 5.7 which contains a complete description of both the Personal Communications library and related publications.

The Personal Communications books are included on the CD-ROM in portable document format (pdf). Books can be accessed directly from the publications directory of the Personal Communications CD-ROM or from the Install Manager welcome panel.

To view the Personal Communications documentation using Install Manager, select **View Documentation** from the main panel of the Install Manager on the CD-ROM. Clicking **View Documentation** invokes Adobe Acrobat Reader from your system to view the books. If Acrobat Reader is not detected on your system, you are given the opportunity to install it at this time. After installation of Acrobat Reader is complete, a window opens displaying the books available on the CD-ROM.

Notes:

1. You can copy the book files from the CD-ROM to a local or network drive to view at a later time.
2. *Quick Beginnings* in HTML format is installed during installation of Personal Communications.

The Personal Communications home page on the Internet has general product information as well as service information about APARs and fixes. To get the home page, using an Internet browser such as IBM Web Explorer, go to the following Web site:

<http://www.ibm.com/software/network/pcomm/>

The complete *IBM Dictionary of Computing* is available on the World Wide Web at <http://www.ibm.com/networking/nsg/nsgmain.htm>.

Chapter 1. Introduction to ASCII Configuration

This chapter describes the ASCII configuration provided by Communications Server and Personal Communications. The ASCII configuration provides a method of creating, storing, and accessing configuration information. This method uses ASCII files instead of binary files to store configuration records. This enables users to create and modify a configuration file without using the **SNA Node Configuration** application.

The format of an ASCII configuration file, whether it is created by the SNA Node Configuration application or by an ASCII editor, is governed by the OCDNTS50.DAT file. This file is stored in the installation directory of the product. Not all of the keywords and parameters in the OCDNTS50.DAT file are documented in this manual, because they should not be configured by the user.

ASCII Configuration File Structure

The ASCII configuration (.ACG) file is a standard ASCII file containing assignment statements that are generally in the form of *keyword = value*. The *keyword* is always placed on the left side of the statement and identifies the configuration parameter. The *value* is placed on the right side of the statement and is either a string of characters or a list of one or more *keyword = value* lines.

For example:

```
keyword = value

keyword = (
    keyword = value
    keyword = value
    ...
)
```

Kinds and Types of Keywords

To help understand how to read and interpret the data in the ASCII configuration file, the kinds and types of keywords are described in this section.

Kinds of Keywords

There are two kinds of keywords:

Simple keyword

A keyword that does not contain other keywords; that is, it has no embedded keywords. It is of the form *keywordname = value*; where *value* is not a left parenthesis. In the following example, FQ_CP_NAME and NODE_TYPE are simple keywords, but NODE is not.

```
NODE=(
    FQ_CP_NAME=USIBMNM.NT265
    NODE_TYPE=END_NODE
)
```

Complex keyword

Contains embedded simple or complex keywords. In the following example, PORT and PORT_LAN_SPECIFIC_DATA are complex keywords.

```

PORT=(
  PORT_NAME=LAN1_04
  DLC_NAME=LAN
  PORT_LAN_SPECIFIC_DATA=(
    ADAPTER_ID=LAN1
    ADAPTER_NAME=0001
  )
)

```

Types of Simple Keywords

There are seven types of simple keywords:

Boolean	A keyword that can only have a Boolean (0 or 1) value.
Enumerated	A keyword that has several values to choose from. Valid values are listed in the description of the keyword.
Hexadecimal number	A keyword that has a hexadecimal number value.
Hexadecimal string	A keyword that has a string of hexadecimal characters as its value.
Signed number	A keyword that has a signed number value.
String	A keyword that has a string of characters as its value.
Unsigned number	A keyword that has an unsigned number value.

Labels Used in Keyword Descriptions

Default	Specifies the default value for a given keyword. If the keyword is not specified in the configuration file, the default value is used for the configuration.
Key name	Specifies the key name parameter for the keyword. The key name parameter uniquely identifies it from other keywords of the same type.
Length	Specifies the valid length for a string or hexadecimal string keyword.
Multiples allowed	Specifies whether the keyword or parameter can be defined in the configuration file more than once, and subsequent definitions do not override the previous definitions.
Range	Specifies the minimum and maximum valid values for a number or hexadecimal number keyword.
Required	Specifies whether a given keyword is required in a definition. However, if a default value is specified, it is automatically added.
String characters	Specifies the valid characters for a string keyword. SNA Type A characters are required. The SNA Type A character set includes: <ul style="list-style-type: none"> • Uppercase A–Z (lowercase is accepted and translated to uppercase) • Numbers 0–9 • Special characters \$, #, and @

An SNA type A character string can not begin with a digit (0–9).

The SNA Type AE character set includes:

- Lowercase a–z
- Uppercase A–Z
- Numbers 0–9
- Special characters \$, #, @, and the period (.)

Template File and Response File Keywords

When creating configurations for a large number of servers to implement, you can create a template configuration file that represents the common configuration elements for all servers. Using a response file with only those changes necessary for each server, you can distribute the template and response file and merge the two to create the target configuration. Template files and response files can specify the following keywords:

- DELETE** The DELETE keyword causes all information associated with a keyword to be removed. When the DELETE keyword is encountered in a list, all other keywords in the list are ignored.
- INCLUDE** A response file is merged into a template file by specifying the INCLUDE keyword at the end of the template file. The original template configuration file is left unchanged, if a new target file name is specified during verification.

For detailed information on how to use template files and response files for configuration and installation, refer to the *Network Administration Guide for Communications Server* or *Quick Beginnings for Personal Communications*.

ASCII Configuration File Syntax Rules

The syntax rules for ASCII configuration (.ACG) files are:

- An opening parenthesis, used to begin a list of values, must follow the *keyword =* on the same line.
- A closing parenthesis, used to delimit a list, must be on its own line.
- Because an opening parenthesis begins a list, you can not assign a single opening parenthesis as a value to a keyword.
- ASCII configuration (.ACG) files are not column dependent.
You can use indentation or blank lines to make the files more readable. An ASCII configuration (.ACG) file does not have any column-specific or indentation restrictions.
- You can include a comment in an ASCII configuration (.ACG) file by using an asterisk (*) or semicolon (;) as the first nonblank character in a line. However, within a value list only the semicolon (;) can be used because the asterisk (*) can be a valid value within the list.
- Comments must always appear as separate lines within a ASCII configuration (.ACG) file.
- Keywords are not case sensitive.
- Each keyword must appear on a separate line.
- If a keyword or parameter is specified multiple times in a configuration file, but multiple definitions of that keyword is not allowed, the last specification of the keyword is used in the configuration.

Syntax Examples

If you need to assign a list of values to a keyword, you can use a nested list form. The data inside the nested list is referred to as a *value list*. A value list can have more than one value per line and can be separated by either a space or a comma. The following example shows several ways to format value lists.

```
keyword = (  
    keyword = value  
    keyword = (  
        subvalue1  
        subvalue2  
        subvalue3  
        subvalue4  
        subvalue5  
    )  
    keyword = (  
        subvalue1, subvalue2, subvalue3,  
        subvalue4, subvalue6, subvalue7  
    )  
    keyword = (  
        subvalue1 subvalue2 subvalue3  
        subvalue4 subvalue6 subvalue7  
    )  
)
```

Assigning Values to ASCII Configuration File Keywords

A *value* is a string of characters that is placed on the right side of an ASCII configuration (.ACG) file assignment statement. A value can be a list of one or more *keyword = value* lines:

```
keyword = (  
    keyword = value  
    keyword = value  
    keyword = value  
    keyword = value  
    keyword = value  
    keyword = value  
)
```

The type of value you can specify for a keyword uses one of the following forms:

- Boolean value

```
0 n or N = No  
1 y or Y = Yes
```

You can not specify NO or YES.

- Characters

1 through 12 characters

Be sure you assign the specified number of alphabetic, numeric, or special characters.

- Numbers (integers)

```
Integer (1-3)  
1=Secondary  
2=Primary  
3=Negotiable
```

Assign the integer that represents the value you want.

- The value description can specify a specific string such as BLANK or an asterisk (*) that represents a special value. These values are explicitly defined in the description of the keywords where they are used.
- In some cases, the *value* or the = *value* portion of a line is optional. These cases are explicitly defined in the descriptions of the keywords where they are used. For example, the DELETE keyword does not use the equal sign (=) or the *value*. In cases where a value is required but not specified, the keyword is ignored.

Chapter 2. Verifying and Editing an ASCII Configuration File

You can create an ASCII configuration file with the SNA Node Configuration application. The ASCII configuration file is an ASCII representation of your configuration, with a file extension of .ACG.

You can edit the ASCII configuration file to match your configuration needs. You can use any editor that creates an ASCII file to edit an ASCII configuration file.

ASCII Configuration Verify Utility

The ASCII configuration verify utility checks your configuration file to ensure that there are no errors. If there are errors, you must edit the file without going through the SNA Node Configuration application.

Verifying a Configuration File

Communications Server and Personal Communications provide two utilities for verifying a configuration file:

- Console verification (command line) utility
- Configuration Verification application

Console Verification

The console verification utility runs as a Windows DOS application. You can start this by issuing the following command line syntax from a DOS prompt:

```
vacgcon <filename> <target_file_name>
```

where <filename> is the name of the .ACG file and <target_file_name> is the name you want the file to have. The <target_file_name> is optional. If you specify a <target_file_name>, the original file is left unchanged.

The verification is performed and a message is generated indicating if the verification was successful. Messages and errors are written to the DOS console screen. The output from the command line utility can be redirected to a file.

Configuration Verification Application

The Configuration Verification application runs as a Windows application. You can start this application by either selecting the Verification icon located within the product folder, or by issuing the following command line syntax:

```
vacgwin <filename>
```

where <filename> is the .ACG file.

If you use the command option, the file is automatically opened and verified. If you select the icon, use the Windows menu or toolbar functions to verify the file. Do the following:

1. Select and open a configuration file.
2. Verify the file.
3. View any errors and messages.

Editing a Configuration File

If either verification utility (console or the Configuration Verification application) generated errors, edit the .ACG file using any ASCII text editor. To edit a configuration file:

- From the menu bar:
 1. Select **File**.
 2. Select **Edit**.
 3. Launch an ASCII editor with the configuration file name selected.
 4. Edit the file as needed.
 5. **Save** the file.
 6. **Re-verify** the file.
- From the icon toolbar:
 1. Select the **Edit** icon (pencil).
 2. Launch an ASCII editor with the configuration file name selected.
 3. Edit the file as needed.
 4. **Save** the file.
 5. **Re-verify** the file.

See the online help for specific details on how to use the selections on the menu bar or toolbar for the Configuration Verification application.

Chapter 3. ADJACENT_NODE

This chapter describes the parameter keywords and values you can specify for the ADJACENT_NODE keyword.

Keyword Definition

Required?	No
Keyword Type	Complex
Key Name	FQ_CP_NAME
Multiples Allowed?	Yes, but each ADJACENT_NODE keyword must have a unique FQ_CP_NAME parameter

ADJACENT_NODE Sample

The following is a sample of the ADJACENT_NODE keyword:

```
ADJACENT_NODE=(  
  FQ_CP_NAME=USIBMNM.PARTNER  
  LU_ENTRY = (  
    FQ_LU_NAME=USIBMNM.PARTLU  
  )  
)
```

ADJACENT_NODE Parameter Keywords

FQ_CP_NAME

Required?	Yes
Keyword Type	String
Field Length	3–17
Multiples Allowed?	No, only one for each ADJACENT_NODE keyword

The FQ_CP_NAME parameter specifies the fully qualified name of the control point in the adjacent end node. This should match the name the node sends on its XIDs (if supported), and the adjacent control point name (FQ_ADJACENT_CP_NAME) specified on the LINK_STATION keyword for the node link.

The fully qualified CP name is a 17-byte character string. The fully qualified CP name consists of two parts: the network name and the CP name, concatenated with a period. The network name is a 1- to 8-byte SNA Type A character string. The CP name is a 1- to 8-byte SNA Type A character string. The fully qualified CP name is also known as the network qualified CP name.

This parameter is required.

FQ_LU_NAME

Required?	Yes
Keyword Type	String
Field Length	1-17
Multiples Allowed?	No, only one for each LU_ENTRY parameter

The FQ_LU_NAME parameter specifies the LU name to be defined. If this name is not fully qualified, the network ID of the CP name is assumed.

The fully qualified LU name is a 17-byte character string. The fully qualified name consists of two parts: the network name and the CP name, concatenated with a period. The network name is a 1- to 8-byte SNA Type A character string. The CP name is a 1- to 8-byte SNA Type A character string.

This parameter is required.

LU_ENTRY

Required?	No
Keyword Type	Complex
Multiples Allowed?	Yes

The LU_ENTRY parameter is a complex keyword comprised of the following parameter keywords:

- FQ_LU_NAME
- WILDCARD_LU

See the descriptions of the parameter keywords to define the LU_ENTRY parameter.

WILDCARD_LU



The WILDCARD_LU parameter keyword applies to Communications Server only.

Required?	Yes
Keyword Type	Boolean
Default	0
Multiples Allowed?	No, only one for each LU_ENTRY parameter

The WILDCARD_LU parameter indicates whether the LU name specified on the LU_ENTRY parameter is to be considered a wildcard name. Valid values are:

- 0 The LU name is not a wildcard name.
- 1 The LU name is a wildcard name.

This parameter is required. The default is 0; the LU name is not a wildcard name.

Wildcard LU names are used to identify the location of all LUs whose names match the wildcard. A wildcard character (asterisk) is appended to the name. Wildcards can not be made out of a full LU name (the LU name portion of the fully qualified name is 8 characters long). Only one full wildcard is allowed (where only the wildcard (asterisk) is specified). If WILDCARD_LU is set to 1, the only other valid option is the fully qualified CP name, and it is required.

Chapter 4. AS400_COMMON



This chapter describes the parameter keywords and values you can specify for the AS400_COMMON keyword.

Keyword Definition

Required?	No
Keyword Type	Complex
Multiples Allowed?	No

AS400_COMMON Sample

The following is a sample of the AS400_COMMON keyword:

```
AS400_COMMON=(  
  LU_NAME=LABREC4  
  MODE_NAME=QPCSUPP  
  PASSWORD=BF84DC3CAC50B856748B  
  USER_ID=REDOPR  
)
```

AS400_COMMON Parameter Keywords

LU_NAME

Required?	No
Keyword Type	String
Field Length	1-8
Multiples Allowed?	No

The LU_NAME parameter specifies the logical unit (LU) name used for all sessions with iSeries™. If you do not specify this parameter, the name of the CP LU is used.

LU_NAME is a 1- to 8-byte SNA Type A character string. Valid values are:

- The first character must be an uppercase alphabetic character (A-Z) or a special character (@, #, \$).
- The remaining characters can be alphanumeric characters (A-Z, 0-9) or special characters (@, #, \$).

This parameter is optional.

MODE_NAME

Required?	No
Keyword Type	String
Field Length	1-8
Multiples Allowed?	No

The MODE_NAME parameter specifies the name of the default mode used for all iSeries sessions.

This parameter is optional.

MODE_NAME is a 1- to 8-byte SNA Type A character string. You can specify one of the following:

- BLANK
- #BATCH
- #BATCHSC
- #INTER
- #INTERSC
- QPCSUPP
- SNASVCMG
- A unique mode name for each mode you define. If you define your own mode name, valid characters are:
 - All blanks
 - The first character must be an uppercase alphabetic character (A-Z) or a special character (@, #, \$).
 - The remaining characters can be alphanumeric characters (A-Z, 0-9) or special characters (@, #, \$).

The mode name is used by the session initiator to designate the allocated session characteristics for the conversation. The mode defines a set of characteristics that can apply to one or more sessions. These characteristics include: traffic-pacing values, message-length limits, synchronization point and cryptography options, and the class of service within the transport network.

PASSWORD

Required?	No
Keyword Type	Hexadecimal string
Field Length	1-20
Multiples Allowed?	No

The PASSWORD parameter specifies the default password used with the USER_ID parameter for accessing all iSeries sessions. This password is supplied by an application, such as a TN5250 application, attempting to access the iSeries. The password supplied by the application is converted to a 20-character hexadecimal string by the encryption process. To override this value for a specific iSeries, specify the password for that iSeries in the definition of the iSeries.

Note: Since this value is encrypted, you should not attempt to enter this value directly into the ACG file. The value should only be entered using the SNA Node Configuration application.

This parameter is optional.

USER_ID

Required?	No
Keyword Type	String
Field Length	1-10
Multiples Allowed?	No

The USER_ID parameter specifies the default user ID for all iSeries sessions. The user ID is supplied by an application, such as a TN5250 application, attempting to access the iSeries. To override this value for a specific iSeries, specify the user ID for that iSeries in the definition of the iSeries.

This parameter is optional.

USER_ID is a 1- to 10-byte character string. Valid characters are:

- Alphanumeric:
 - A - Z
 - a - z
 - 0 - 9
- Special characters:
 - blank (space)
 - ((left parenthesis)
 -) (right parenthesis)
 - . (period)
 - , (comma)
 - ; (semicolon)
 - : (colon)
 - - (dash)
 - / (slash)
 - % (percent)
 - ? (question mark)
 - ' (apostrophe)
 - " (quotation mark)
 - = (equal sign)
 - > (greater than)
 - < (less than)
 - _ (underline)

Chapter 5. AS400_SERVER



This chapter describes the parameter keywords and values you can specify for the AS400_SERVER keyword.

Keyword Definition

Required?	No
Keyword Type	Complex
Key Name	SERVER_NAME
Multiples Allowed?	Yes, but each AS400_SERVER keyword must have a unique SERVER_NAME parameter

AS400_SERVER Sample

The following is a sample of the AS400_SERVER keyword:

```
AS400_SERVER=(  
  SERVER_NAME=USIBMNM.RTP02EN  
  DEFAULT_SERVER=0
```

AS400_SERVER Parameter Keywords

DEFAULT_SERVER

Required?	No
Keyword Type	Boolean
Default	0
Multiples Allowed?	No, only one for each AS400_SERVER keyword

The DEFAULT_SERVER parameter specifies whether this iSeries is the default iSeries.

Valid values are:

- 0 This iSeries is not the default iSeries.
- 1 This iSeries is the default iSeries.

This parameter is optional. The default is 0; this iSeries is not the default iSeries.

DEVICE

Required?	No
Keyword Type	String
Field Length	1
Multiples Allowed?	No, only one for each SHARED_FOLDER parameter

The DEVICE parameter specifies the name of an available local server disk device to associate with the iSeries folder. The server shares the disk device to enable clients to access it using a NET USE command. By sharing a disk device, a client can connect to the iSeries folder as if it were a disk on their workstation.

The value for DEVICE must be a valid drive letter between D and Z (uppercase or lowercase). The values A, B, and C (both uppercase and lowercase) are reserved by the system and cannot be used.

This parameter is optional.

PASSWORD

Required?	No
Keyword Type	Hexadecimal string
Field Length	1–20
Multiples Allowed?	Yes, one for each AS400_SERVER keyword or SHARED_FOLDER parameter

The PASSWORD parameter specified outside of the SHARED_FOLDER parameter is used with the USER_ID parameter to validate iSeries access. This password is supplied by an application, such as a TN5250 application, attempting to access the iSeries. The password supplied by the application is converted to a 20-character hexadecimal string by the encryption process.

Note: Since this value is encrypted, you should not attempt to enter this value directly into the ACG file. The value should only be entered using the SNA Node Configuration application.

The PASSWORD parameter specified for the SHARED_FOLDER parameter validates iSeries folder access, and overrides the PASSWORD parameter supplied by an application. You can further restrict access to iSeries resources or grant users the same access rights as they already have on the iSeries.

This parameter is optional.

PATH

Required?	No
Keyword Type	String
Field Length	1–256
Multiples Allowed?	No, only one for each SHARED_FOLDER parameter

The PATH parameter specifies the path to a folder in the iSeries Integrated File System (IFS). For example, if you specify QSYSLIB, the user has access to all resources available under QSYSLIB.

The value is a 1-256 character string.

This parameter is optional.

SERVER_NAME

Required?	Yes
Keyword Type	String
Field Length	3-17
Multiples Allowed?	No, only one for each AS400_SERVER keyword

The SERVER_NAME parameter specifies the fully qualified CP name of the iSeries.

The fully qualified server name is a 17-byte character string. The fully qualified server name consists of two parts: the network name and the CP name, concatenated with a period. The network name is a 1- to 8-byte SNA Type A character string. The CP name is a 1- to 8-byte SNA Type A character string. The fully qualified CP name is also known as the network qualified CP name.

This parameter is required.

SHARED_FOLDER

Required?	No
Keyword Type	Complex
Key Name	N/A
Multiples Allowed?	Yes

The SHARED_FOLDER parameter is a complex keyword comprised of the following parameter keywords:

- DEVICE
- PASSWORD
- PATH
- USER_ID

See the descriptions of the parameter keywords to define the SHARED_FOLDER parameter.

USER_ID

Required?	No
Keyword Type	String
Field Length	1-10
Multiples Allowed?	Yes, one for each AS400_SERVER keyword or SHARED_FOLDER parameter

The USER_ID parameter specified outside of the SHARED_FOLDER parameter validates iSeries access. The user ID is supplied by an application, such as a TN5250 application, attempting to access the iSeries.

The USER_ID parameter specified for the SHARED_FOLDER parameter validates iSeries folder access and overrides the USER_ID parameter supplied by a TN5250 application. You can further restrict access to iSeries resources or grant users the same access rights as they already have on the iSeries.

This parameter is optional.

USER_ID is a 1- to 10-byte character string. Valid characters are:

- Alphanumeric:
 - A - Z
 - a - z
 - 0 - 9
- Special characters:
 - blank (space)
 - ((left parenthesis)
 -) (right parenthesis)
 - . (period)
 - , (comma)
 - ; (semicolon)
 - : (colon)
 - - (dash)
 - / (slash)
 - % (percent)
 - ? (question mark)
 - ' (apostrophe)
 - " (quotation mark)
 - = (equal sign)
 - > (greater than)
 - < (less than)
 - _ (underline)

Chapter 6. CONNECTION_NETWORK

This chapter describes the parameter keywords and values you can specify for the CONNECTION_NETWORK keyword.

Keyword Definition

Required?	No
Keyword Type	Complex
Key Name	FQCN_NAME
Multiples Allowed?	Yes, but each CONNECTION_NETWORK keyword must have a unique FQCN_NAME parameter

CONNECTION_NETWORK Sample

The following is a sample of the CONNECTION_NETWORK keyword:

```
CONNECTION_NETWORK=(  
  FQCN_NAME=USIBMNR.CONNET  
  PORT_NAME=LAN0_04  
  INHERIT_PORT_LIMITED_RESOURCE=NO  
)
```

CONNECTION_NETWORK Parameter Keywords

FQCN_NAME

Required?	Yes
Keyword Type	String
Field Length	3–17
Multiples Allowed?	No, only one for each CONNECTION_NETWORK keyword

The FQCN_NAME parameter specifies the name of the virtual network node through which sessions appear to be routed between two nodes in the same connection network. Two nodes participating in the same connection network must specify the same connection network name.

This parameter is required.

The fully qualified connection network name is a 17-byte character string. The fully qualified connection network name consists of two parts: the network name and the virtual CP name, concatenated with a period. The network name is a 1- to 8-byte SNA Type A character string. The virtual CP name is a 1- to 8-byte SNA Type A character string. The fully qualified CP name is also known as the network qualified CP name.

Valid characters are:

CONNECTION_NETWORK

- The first character must be an uppercase alphabetic character (A-Z) or a special character (@, #, \$).
- The remaining characters can be alphanumeric characters (A-Z, 0-9) or special characters (@, #, \$).

PORT_NAME

Required?	No
Keyword Type	String
Field Length	1-8
Multiples Allowed?	Yes

The PORT_NAME parameter specifies the name of the physical connection to the link hardware. A port is sometimes referred to as an *adapter*. One or more ports can be controlled by a single data link control (DLC) process.

This parameter is optional.

PORT_NAME is a 1- to 8-byte character string.

INHERIT_PORT_LIMITED_RESOURCE

Required?	No
Keyword Type	Enumerated
Default	No
Multiples Allowed?	No, only one for each CONNECTION_NETWORK keyword

The INHERIT_PORT_LIMITED_RESOURCE parameter controls whether the values specified on the IMPLICIT_LIMITED_RESOURCE keyword of PORT are used for the connection networks.

Valid values are:

- NO** The values specified on the IMPLICIT_LIMITED_RESOURCE parameter of the PORT keyword are not used. The connection networks are defined as limited resource.
- YES** The values specified on the IMPLICIT_LIMITED_RESOURCE of the PORT keyword are used. In this case, the connection networks are defined as either limited resource or non-limited resource, based on the values specified on the IMPLICIT_LIMITED_RESOURCE of the PORT keyword. See "IMPLICIT_LIMITED_RESOURCE" on page 130.

This parameter is optional.

Chapter 7. CPIC_SIDE_INFO

This chapter describes the parameter keywords and values you can specify for the CPIC_SIDE_INFO keyword.

Keyword Definition

Required?	No
Keyword Type	Complex
Key Name	SYM_DEST_NAME
Multiples Allowed?	Yes, but each CPIC_SIDE_INFO keyword must have a unique SYM_DEST_NAME parameter

CPIC_SIDE_INFO Sample

The following is a sample of the CPIC_SIDE_INFO keyword:

```
CPIC_SIDE_INFO=(  
  SYM_DEST_NAME=APINGD  
  CONVERSATION_SECURITY_TYPE=NONE  
  MODE_NAME=#INTER  
  PARTNER_LU_NAME=USIBMM.PARTNER1  
  TP_NAME=APINGD  
  TP_NAME_TYPE=APPLICATION_TP  
)
```

CPIC_SIDE_INFO Parameter Keywords

CONVERSATION_SECURITY_TYPE

Required?	No
Keyword Type	Enumerated
Default	NONE
Multiples Allowed?	No, only one for each CPIC_SIDE_INFO keyword

The CONVERSATION_SECURITY_TYPE parameter specifies the type of conversation security to be used. Valid values are:

NONE	Attach manager sends the partner LU an allocation request that includes no security information.
SAME	Attach manager sends the partner LU an allocation request that includes the same level of access security information as that in the request received from the partner LU.
PROGRAM	Attach manager sends the partner LU an allocation request that includes a security user ID and security password that you define.
STRONG	Attach manager sends the partner LU an allocation request that includes a password substitution created by using the password

CPIC_SIDE_INFO

you defined. This enables a more secure conversation. The password substitution must be supported on both ends.

This parameter is optional. The default is NONE.

MODE_NAME

Required?	No
Keyword Type	String
Field Length	1-8
Multiples Allowed?	No, only one for each CPIC_SIDE_INFO keyword

The MODE_NAME parameter specifies the name of the mode to be used for the session.

This parameter is optional.

MODE_NAME is a 1- to 8-byte SNA Type A character string. You can specify one of the following:

- BLANK
- #BATCH
- #BATCHSC
- #INTER
- #INTERSC
- QPCSUPP
- SNASVCMG
- A unique mode name for each mode you define. If you define your own mode name, valid characters are:
 - All blanks
 - The first character must be an uppercase alphabetic character (A-Z) or a special character (@, #, \$).
 - The remaining characters can be alphanumeric characters (A-Z, 0-9) or special characters (@, #, \$).

The mode name is used by the session initiator to designate the allocated session characteristics for the conversation. The mode defines a set of characteristics that can apply to one or more sessions. These characteristics include: traffic-pacing values, message-length limits, synchronization point and cryptography options, and the class of service within the transport network.

PARTNER_LU_NAME

Required?	Yes
Keyword Type	String
Field Length	1-17
Multiples Allowed?	No, only one for each CPIC_SIDE_INFO keyword

The PARTNER_LU_NAME parameter specifies the fully qualified name of the partner LU.

The fully qualified name is a 17-byte character string. The fully qualified name consists of two parts: the network name and the LU name, concatenated with a period. The network name is a 1- to 8-byte SNA Type A character string. The LU name is a 1- to 8-byte SNA Type A character string.

This parameter is required.

SECURITY_PASSWORD

Required?	No
Keyword Type	Hexadecimal string
Field Length	1–20
Multiples Allowed?	No, only one for each CPIC_SIDE_INFO keyword

The SECURITY_PASSWORD parameter specifies the 1-20 character password used to enforce conversation-level security. The security password is used with the SECURITY_USER_ID parameter for access validation to the remote program by the partner logical unit (LU). The password is converted to a 20-character hexadecimal string by the encryption process.

Note: Since this value is encrypted, you should not attempt to enter this value directly into the ACG file. The value should only be entered using the SNA Node Configuration application.

This parameter is optional.

SECURITY_USER_ID

Required?	No
Keyword Type	String
Field Length	1–10
Multiples Allowed?	No, only one for each CPIC_SIDE_INFO keyword

The SECURITY_USER_ID parameter specifies the 1-10 character user ID used to enforce conversation-level security.

This parameter is optional.

The security user identifier is used for access validation to the remote program by the partner logical unit (LU).

SYM_DEST_NAME

Required?	Yes
Keyword Type	String
Field Length	1-8
Multiples Allowed?	No, only one for each CPIC_SIDE_INFO keyword

The SYM_DEST_NAME parameter specifies the 1-8 character symbolic destination name that identifies the side information entry.

This parameter is required.

The symbolic destination name is the name used by common programming interface for communications (CPI-C) applications to identify the side information definition and to access the network resources.

TP_NAME

Required?	No
Keyword Type	String
Field Length	1-64
Multiples Allowed?	No, only one for each CPIC_SIDE_INFO keyword

The TP_NAME parameter specifies the 1-64 character transaction program name that provides information about accepting incoming Attaches and optionally starting workstation programs. Valid characters are any locally displayable characters using the native encoding of the local system. The TP name may also refer to a service transaction program.

This parameter is optional.

A transaction program (TP) uses the advanced program-to-program communications (APPC) system to communicate with a partner application program at the partner node.

TP_NAME_TYPE

Required?	Yes
Keyword Type	Enumerated
Default	APPLICATION_TP
Multiples Allowed?	No, only one for each CPIC_SIDE_INFO keyword

The TP_NAME_TYPE parameter specifies the type of transaction program used. Valid values are:

APPLICATION_TP The transaction program name supplied is not a service transaction program. All characters

specified in the transaction program name must be valid characters in the locally displayable character set.

SNA_SERVICE

The transaction program name supplied is a service transaction program. All characters, except the first, specified in the transaction program name must be valid characters in the locally displayable character set. The first character must be a hexadecimal digit in the range X'01'-X'3F', excluding X'0E' and X'0F'.

This parameter is required. The default is APPLICATION_TP.

USER_DATA

Required?	No
Keyword Type	String
Field Length	1-32
Multiples Allowed?	No, only one for each CPIC_SIDE_INFO keyword

The USER_DATA parameter specifies the 1-32 character data string returned on the **QUERY_CPIC_SIDE_INFO** command, but it is not used or interpreted by Communications Server.

This parameter is optional.

Chapter 8. CRL_SUPPORT



This chapter describes the parameter keywords and values you can specify for the CRL_SUPPORT keyword.

Keyword Definition

Required?	No
Keyword Type	Complex
Multiples Allowed?	No

CRL_SUPPORT Sample

The following is a sample of the CRL_SUPPORT keyword:

```
CRL_SUPPORT=(  
  CRL_SUPPORT_ENABLE=1  
  LDAP_ID=vpn131  
  LDAP_ID_TYPE=HOST_NAME  
  PORT=389  
)
```

CRL_SUPPORT Parameter Keywords

CRL_SUPPORT_ENABLE

Required?	Yes
Keyword Type	Boolean
Default	0
Multiples Allowed?	No

The CRL_SUPPORT_ENABLE parameter specifies whether certificate revocation list (CRL) support is enabled. Valid values are:

- 0 CRL support is disabled.
- 1 CRL support is enabled.

This parameter is required. The default is 0.

LDAP_ID

Required?	Yes
Keyword Type	String
Field Length	1-257
Multiples Allowed?	No

The LDAP_ID parameter specifies one of the following:

CRL_SUPPORT

- The host name of the LDAP server containing the certificate revocation list.
- The IP address of the LDAP server containing the certificate revocation list.

Whether the value you specify is a host name or IP address is determined by the LDAP_ID_TYPE parameter.

The value is a 1- to 257-character string.

This parameter is required.

LDAP_ID_TYPE

Required?	No
Keyword Type	Enumerated
Default	IP_ADDRESS
Multiples Allowed?	No

The LDAP_ID_TYPE parameter indicates the type of address the value of the LDAP_ID parameter specifies. Valid values are:

HOST_NAME	The value of the LDAP_ID parameter specifies a host name.
IP_ADDRESS	The value of the LDAP_ID parameter specifies the IP address of a TCP/IP workstation.

This parameter is optional. The default is IP_ADDRESS.

PASSWORD

Required?	No
Keyword Type	Hexadecimal string
Field Length	1-102
Multiples Allowed?	No

The PASSWORD parameter specifies the password used with the USER_ID parameter for accessing the LDAP server. The password is converted to a hexadecimal string by an encryption process.

Note: Since this value is encrypted, you should not attempt to enter this value directly into the ACG file. The value should only be entered using the Node Configuration application.

This parameter is optional.

PORT

Required?	Yes
Keyword Type	Unsigned number
Default	389
Range	1–65 535
Multiples Allowed?	No

The PORT parameter specifies the port number of the LDAP server.

The value is an integer in the range 1–65 535.

This parameter is required. The default is 389.

Normally, the LDAP server uses port 389.

Note: If you change the port number from 389, the port number defined on TN5250 clients must be changed to the number specified here.

USER_ID

Required?	No
Keyword Type	Hexadecimal string
Field Length	1–1002
Multiples Allowed?	No

The USER_ID parameter specifies the user ID used with the PASSWORD parameter for accessing the LDAP server. The user ID is converted to a hexadecimal string by an encryption process.

Note: Since this value is encrypted, you should not attempt to enter this value directly into the ACG file. The value should only be entered using the Node Configuration application.

This parameter is optional.

Chapter 9. DLUR_DEFAULTS

This chapter describes the parameter keywords and values you can specify for the DLUR_DEFAULTS keyword.

Keyword Definition

Required?	No
Keyword Type	Complex
Multiples Allowed?	No

DLUR_DEFAULTS Sample

The following is a sample of the DLUR_DEFAULTS keyword:

```
DLUR_DEFAULTS=(  
  BKUP_DLUS_NAME=USIBMNR.DLURBACK  
  DEFAULT_PU_NAME=NT265  
  DLUS_RETRY_LIMIT=3  
  DLUS_RETRY_TIMEOUT=5  
  FQ_DLUS_NAME=USIBMNM.DLURSRV  
)
```

DLUR_DEFAULTS Parameter Keywords

BKUP_DLUS_NAME

Required?	No
Keyword Type	String
Field Length	3-17
Multiples Allowed?	No

The BKUP_DLUS_NAME parameter specifies the backup dependent logical unit server name the Communications Server or Personal Communications automatically tries to establish a connection with if the primary DLUS connection fails.

The fully qualified backup DLUS name consists of two parts: the network name and the LU name, concatenated with a period. The network name is a 1- to 8-byte SNA Type A character string. The LU name is a 1- to 8-byte SNA Type A character string. Type a 1- to 8-byte character string for each.

This parameter is optional. If you do not specify this parameter, the current backup default DLUS is revoked.

When AnyNet[®] is configured, the routing preference assigned for the DLUS is the node default routing preference. If you want to override the routing preference for the DLUS, use **Configure Devices for the AnyNet SNA/IP DLC**.

DEFAULT_PU_NAME

Required?	No
Keyword Type	String
Field Length	1-8
Multiples Allowed?	No

The DEFAULT_PU_NAME parameter specifies the default DLUR PU name. The name is a 1- to 8-byte character string. Valid values are:

- The first character must be an uppercase alphabetic character (A-Z) or a special character (@, #, \$).
- The remaining characters can be alphanumeric characters (A-Z, 0-9) or special characters (@, #, \$).

This parameter is optional.

DLUS_RETRY_LIMIT

Required?	Yes
Keyword Type	Unsigned Number
Default	3
Range	1-65 535
Multiples Allowed?	No

The DLUS_RETRY_LIMIT parameter specifies the maximum number of attempts to reconnect a DLUS without receiving an acknowledgment in the time set by the DLUS_RETRY_TIMEOUT parameter.

The value for the retry limit is an integer in the range 1-65 535.

This parameter is required. The default is 65 535. If zero is specified, the default value is used. If 65 535 is specified, the product retries indefinitely.

DLUS_RETRY_TIMEOUT

Required?	Yes
Keyword Type	Unsigned number
Default	5
Range	1-65 535
Multiples Allowed?	No

The DLUS_RETRY_TIMEOUT parameter specifies the interval, in seconds, between second and subsequent attempts to contact a DLUS. The interval between the initial attempt and the first retry is always one second.

The value for the timeout is an integer in the range 1-65 535 seconds.

This parameter is required. The default is 5 seconds. If zero is specified, the default value is used.

FQ_DLUS_NAME

Required?	No
Keyword Type	String
Field Length	3-17
Multiples Allowed?	No

The FQ_DLUS_NAME parameter specifies the fully qualified DLUS name of the primary dependent logical unit server a connection is to be established with.

The fully qualified DLUS name is a 17-byte character string. The fully qualified DLUS name consists of two parts: the network name and the CP name, concatenated with a period. The network name is a 1- to 8-byte SNA Type A character string. The CP name is a 1- to 8-byte SNA Type A character string.

This parameter is optional.

Chapter 10. DOWNSTREAM_LU



This chapter describes the parameter keywords and values you can specify for the DOWNSTREAM_LU keyword.

Keyword Definition

Required?	No
Keyword Type	Complex
Key Name	DSL_NAME
Multiples Allowed?	Yes, but each DOWNSTREAM_LU keyword must have a unique DSL_NAME parameter

DOWNSTREAM_LU Sample

The following is a sample of the DOWNSTREAM_LU keyword:

```
DOWNSTREAM_LU=(
  DSLU_NAME=GR08005
  DSPU_NAME=GR08
  HOST_LU_NAME=PUBLIC
  NAU_ADDRESS=5
)
```

DOWNSTREAM_LU Parameter Keywords

DSL_NAME

Required?	Yes
Keyword Type	String
Field Length	1-8
Multiples Allowed?	No, only one for each DOWNSTREAM_LU keyword

The DSL_NAME parameter specifies the downstream LU name. The name is a 1- to 8-byte SNA Type A character string. Valid values are:

- The first character must be an uppercase alphabetic character (A-Z) or a special character (@, #, \$).
- The remaining characters can be alphanumeric characters (A-Z, 0-9) or special characters (@, #, \$).

This parameter is required.

DSPU_NAME

Required?	Yes
Keyword Type	String
Field Length	1-8
Multiples Allowed?	No, only one for each DOWNSTREAM_LU keyword

The DSPU_NAME parameter specifies the component name that manages and monitors the resources (such as attached links and adjacent link station) associated with a downstream node. The name is a 1- to 8-byte SNA Type A character string. Valid values are:

- The first character must be an uppercase alphabetic character (A-Z) or a special character (@, #, \$).
- The remaining characters can be alphanumeric characters (A-Z, 0-9) or special characters (@, #, \$).

This parameter is required.

HOST_LU_NAME

Required?	Yes
Keyword Type	String
Field Length	1-8
Multiples Allowed?	No, only one for each DOWNSTREAM_LU keyword

The HOST_LU_NAME parameter is the host LU name or host LU pool name to which the downstream LU is being mapped. The name is a 1- to 8-byte SNA Type A character string.

This parameter is required.

NAU_ADDRESS

Required?	Yes
Keyword Type	Unsigned number
Range	1-255
Multiples Allowed?	No, only one for each DOWNSTREAM_LU keyword

The NAU_ADDRESS parameter specifies the network addressable unit address of the downstream LU. The value is an integer in the range 1-255.

This parameter is required.

A network addressable unit (NAU) address is the address of a logical unit (LU), physical unit (PU), control point (CP), or system services control point (SSCP). It is the address of the origin or destination of information transmitted by the path control network.

Chapter 11. DSPU_TEMPLATE



This chapter describes the parameter keywords and values you can specify for the DSPU_TEMPLATE keyword.

Keyword Definition

Required?	No
Keyword Type	Complex
Key Name	TEMPLATE_NAME
Multiples Allowed?	Yes, but each DSPU_TEMPLATE keyword must have a unique TEMPLATE_NAME parameter

DSPU_TEMPLATE Sample

The following is a sample of the DSPU_TEMPLATE keyword:

```
DSPU_TEMPLATE=(  
  TEMPLATE_NAME=DOWN  
  MAX_INSTANCE=0  
  NUMBER_OF_DSLU_TEMPLATES=1  
  DSLU_TEMPLATE=(  
    HOST_LU=PUBLIC  
    MAX_NAU=5  
    MIN_NAU=1  
  )  
)
```

DSPU_TEMPLATE Parameter Keywords

DSLU_TEMPLATE

Required?	No
Keyword Type	Complex
Multiples Allowed?	Yes

The DSLU_TEMPLATE parameter is a complex keyword comprised of the following parameter keywords:

- HOST_LU
- MAX_NAU
- MIN_NAU

See the descriptions of the parameter keywords to define the DSLU_TEMPLATE parameter.

HOST_LU

Required?	No
Keyword Type	String
Field Length	1-8
Multiples Allowed?	No, only one for each DSLU_TEMPLATE parameter

The HOST_LU parameter specifies the host LU name or host LU pool name to which all downstream LUs are being mapped.

The name is a 1- to 8-byte SNA Type A character string.

This parameter is optional.

MAX_INSTANCE

Required?	No
Keyword Type	Unsigned number
Range	0-65 535
Multiples Allowed?	No, only one for each DSPU_TEMPLATE keyword

The MAX_INSTANCE parameter specifies the maximum number of instances of the template concurrently active. While the number of instances is equal to the value specified, no new instances can be created.

The range for this value is 0-65 535. If zero is specified, there is no limit to the number of concurrent instances of the template.

This parameter is optional.

MAX_NAU

Required?	No
Keyword Type	Unsigned number
Range	1-255
Multiples Allowed?	No, only one for each DSLU_TEMPLATE parameter

The MAX_NAU parameter specifies the maximum network addressable unit address in the range.

The range for this value is 1-255.

This parameter is optional.

MIN_NAU

Required?	No
Keyword Type	Unsigned number
Range	1-255
Multiples Allowed?	No, only one for each DSLU_TEMPLATE parameter

The MIN_NAU parameter specifies the minimum network addressable unit address in the range.

The range for this value is 1-255.

This parameter is optional.

NUMBER_OF_DSLU_TEMPLATES

Required?	No
Keyword Type	Unsigned number
Range	0-255
Multiples Allowed?	No, only one for each DSPU_TEMPLATE keyword

The NUMBER_OF_DSLU_TEMPLATES parameter specifies the number of DSLU template overlays which follow the DSPU template.

The range for this value is 0-255.

This parameter is optional.

TEMPLATE_NAME

Required?	No
Keyword Type	String
Field Length	1-8
Multiples Allowed?	No, only one for each DSPU_TEMPLATE keyword

The TEMPLATE_NAME parameter specifies the eight character name of the DSPU template. This corresponds to the IMPLICIT_DSPU_TEMPLATE parameter on the PORT keyword.

All eight characters must be specified. Valid characters are any locally displayable characters.

This parameter is optional.

Chapter 12. FOCAL_POINT

This chapter describes the parameter keywords and values you can specify for the FOCAL_POINT keyword.

Keyword Definition

Required?	No
Keyword Type	Complex
Key Name	MS_CATEGORY
Multiples Allowed?	Yes, but each FOCAL_POINT keyword must have a unique MS_CATEGORY parameter

FOCAL_POINT Sample

The following is a sample of the FOCAL_POINT keyword:

```
FOCAL_POINT=(  
  BKUP_FP_FQCP_NAME=USIBMNR.BACKUP  
  BKUP_MS_APPL_NAME=23F0F1F6  
  FP_FQCP_NAME=USIBMNR.FOCAL  
  MS_APPL_NAME=23F0F1F6  
  MS_CATEGORY=23F0F1F7  
)
```

FOCAL_POINT Parameter Keywords

BKUP_FP_FQCP_NAME

Required?	No
Keyword Type	String
Field Length	3–17
Multiples Allowed?	No, only one for each FOCAL_POINT keyword

The BKUP_FP_FQCP_NAME parameter specifies the backup focal point fully qualified control point name.

The fully qualified control point name is a 17-byte character string. The fully qualified name consists of two parts: the network name and the CP name, concatenated with a period. The network name is a 1- to 8-byte SNA Type A character string. The CP name is a 1- to 8-byte SNA Type A character string.

This parameter is optional.

The backup focal point control point (CP) specifies the node in the APPN[®] network to which management services data is forwarded for processing, if the primary focal point is unavailable. If the backup focal point is being revoked, do not specify this parameter.

BKUP_MS_APPL_NAME

Required?	No
Keyword Type	Hexadecimal string
Field Length	1-16
Multiples Allowed?	No, only one for each FOCAL_POINT keyword

The BKUP_MS_APPL_NAME parameter specifies the backup focal point application name.

The application name can either be one of the 4-byte architecturally defined values for management services applications, or an 8-byte type 1134 EBCDIC installation-defined name.

This parameter is optional.

If the backup focal point is being revoked, do not specify this parameter.

If you are defining a focal point for forwarding alerts, the values are:

- 23F0F3F1** Alert/Network Operations for the management services category
- 23F0F3F0** Entry Point Alert for the application name

Valid application names are:

- 23F0F1F4** Entry Point Common Operations
- 23F0F1F5** Common Operations/Network Operations
- 23F0F1F6** Entry Point Operations
- 23F0F1F7** Operations Management
- 23F0F3F0** Entry Point Alert
- 23F0F3F1** Alert/Network Operations

FP_FQCP_NAME

Required?	Yes
Keyword Type	String
Field Length	3-17
Multiples Allowed?	No, only one for each FOCAL_POINT keyword

The FP_FQCP_NAME parameter specifies the focal point fully qualified control point name. The primary focal point control point (CP) specifies the node in the APPN network to which management services data is forwarded for processing.

The fully qualified CP name is a 17-byte character string. The fully qualified CP name consists of two parts: the network name and the CP name, concatenated with a period. The network name is a 1- to 8-byte SNA Type A character string. The CP name is a 1- to 8-byte SNA Type A character string. The fully qualified CP name is also known as the network qualified CP name.

This parameter is required.

MS_APPL_NAME

Required?	Yes
Keyword Type	Hexadecimal string
Field Length	1–16
Multiples Allowed?	No, only one for each FOCAL_POINT keyword

The MS_APPL_NAME parameter specifies the primary focal point application name.

The application name can either be one of the 4-byte architecturally defined values for management services applications, or an 8-byte type 1134 EBCDIC installation-defined name.

If the focal point is being revoked, do not specify this parameter.

If you are defining a focal point for forwarding alerts, the values are:

23F0F3F1	Alert/Network Operations for the management services category
23F0F3F0	Entry Point Alert for the application name

Valid application names are:

23F0F1F4	Entry Point Common Operations
23F0F1F5	Common Operations/Network Operations
23F0F1F6	Entry Point Operations
23F0F1F7	Operations Management
23F0F3F0	Entry Point Alert
23F0F3F1	Alert/Network Operations

MS_CATEGORY

Required?	Yes
Keyword Type	Hexadecimal string
Field Length	1–16
Multiples Allowed?	No, only one for each FOCAL_POINT keyword

The MS_CATEGORY parameter specifies the management services category, an identifier that associates related management services data for network management.

The application name can either be one of the 4-byte architecturally defined values for management services applications, or an 8-byte type 1134 EBCDIC installation-defined name.

This parameter is required.

FOCAL_POINT

If you are defining a focal point for forwarding alerts, the values are:

- 23F0F3F1** Alert/Network Operations for the management services category
- 23F0F3F0** Entry Point Alert for the application name

Valid application names are:

- 23F0F1F4** Entry Point Common Operations
- 23F0F1F5** Common Operations/Network Operations
- 23F0F1F6** Entry Point Operations
- 23F0F1F7** Operations Management
- 23F0F3F0** Entry Point Alert
- 23F0F3F1** Alert/Network Operations

Chapter 13. HS_CRITICAL_SERVER



This chapter describes the parameter keywords and values you can specify for the HS_CRITICAL_SERVER keyword.

Keyword Definition

Required?	No
Keyword Type	Complex
Key Name	SERVER_NAME
Multiples Allowed?	Yes, but each HS_CRITICAL_SERVER keyword must have a unique SERVER_NAME parameter

HS_CRITICAL_SERVER Sample

The following is a sample of the HS_CRITICAL_SERVER keyword:

```
HS_CRITICAL_SERVER=(  
  SERVER_NAME=SERVER1  
  HOST_LINK_NAME=LINK0000  
  HOST_LINK_NAME=LINK0001  
  HOST_LINK_NAME=LINK0002  
  HOST_LINK_NAME=LINK0003  
)
```

HS_CRITICAL_SERVER Parameter Keywords

HOST_LINK_NAME

Required?	Yes, minimum of one
Keyword Type	String
Field Length	1-8
Multiples Allowed?	Yes

The HOST_LINK_NAME parameter specifies the connection definition activated when a failure is detected with the server specified by the SERVER_NAME parameter.

HOST_LINK_NAME is a 1- to 8-byte character string.

A minimum of one specification of this parameter is required.

SERVER_NAME

Required?	Yes
Keyword Type	String
Field Length	1-15
Multiples Allowed?	No, only one for each HS_CRITICAL_SERVER keyword

The SERVER_NAME parameter specifies the critical server TCP/IP host name. The critical server is the server being backed up by the local node. When connection to the server is lost, the connection specified by the HOST_LINK_NAME parameter is activated and provides the functions of the critical server.

SERVER_NAME is a 1- to 15-byte character string.

This parameter is required.

Chapter 14. INTERNAL_PU

This chapter describes the parameter keywords and values you can specify for the INTERNAL_PU keyword.

Keyword Definition

Required?	No
Keyword Type	Complex
Key Name	PU_NAME
Multiples Allowed?	Yes, but each INTERNAL_PU keyword must have a unique PU_NAME parameter

INTERNAL_PU Sample

The following is a sample of the INTERNAL_PU keyword:

```
INTERNAL_PU=(  
  PU_NAME=NT265  
  NODE_ID=05D00000  
  STARTUP=1  
)
```

INTERNAL_PU Parameter Keywords

BKUP_DLUS_NAME

Required?	No
Keyword Type	String
Field Length	3–17
Multiples Allowed?	No, only one for each INTERNAL_PU keyword

The BKUP_DLUS_NAME parameter specifies the fully qualified name of the DLUS node that serves as the backup DLUS for this PU. Communications Server or Personal Communications automatically tries to establish a connection with the backup DLUS server if the primary DLUS connection fails.

The fully qualified backup DLUS name is a 17-byte character string. The fully qualified CP name consists of two parts: the network name and the LU name, concatenated with a period. The network name is a 1- to 8-byte SNA Type A character string. The LU name is a 1- to 8-byte SNA Type A character string. The fully qualified LU name is also known as the network qualified LU name.

If you do not specify this parameter, the value specified for the BKUP_DLUS_NAME on the DLUR_DEFAULTS keyword is used (if it has been defined).

This parameter is optional.

DEPENDENT_LU_COMPRESSION



The DEPENDENT_LU_COMPRESSION parameter keyword applies to Communications Server only.

Required?	No
Keyword Type	Boolean
Default	0
Multiples Allowed?	No, only one for each INTERNAL_PU keyword

The DEPENDENT_LU_COMPRESSION parameter specifies whether data compression is used for conventional LU (LU 0 to 3) sessions dependent on this PU. Valid values are:

- 0 Data compression is not used.
- 1 Data compression is used if the host requests compression. DEPENDENT_LU_COMPRESSION=1 is ignored if the node does not support compression.

This parameter is optional. The default is 0.

DEPENDENT_LU_ENCRYPTION

Required?	Yes
Keyword Type	Enumerated
Default	OPTIONAL
Multiples Allowed?	No, only one for each INTERNAL_PU keyword

The DEPENDENT_LU_ENCRYPTION parameter specifies whether session level encryption is required for conventional LU (LU 0 to 3) sessions dependent on this PU. Valid values are:

- MANDATORY** Session level encryption is performed if an import key is available to the LU. If an import key is not available, encryption must be performed by the application using the LU.

Note: If the DSPU_SERVICES parameter is specified as PU_CONCENTRATION, encryption is performed by a downstream LU.
- NONE** Session level encryption is not performed.
- OPTIONAL** Session level encryption is performed by request from the adjacent node.

For Communications Server, the default is OPTIONAL.

For Personal Communications, the default is NONE. Personal Communications only supports the MANDATORY and NONE values.

FQ_DLUS_NAME

Required?	No
Keyword Type	String
Field Length	3–17
Multiples Allowed?	Only one for each INTERNAL_PU keyword

The FQ_DLUS_NAME parameter specifies the fully qualified DLUS name.

The fully qualified DLUS name is a 17-byte character string. The fully qualified name consists of two parts: the network name and the CP name, concatenated with a period. The network name is a 1- to 8-byte SNA Type A character string. The CP name is a 1- to 8-byte SNA Type A character string.

This parameter is optional.

NODE_ID

Required?	Yes
Keyword Type	Hexadecimal string
Field Length	1–8
Multiples Allowed?	No, only one for each INTERNAL_PU keyword

The NODE_ID parameter specifies the node ID. This ID consists of a block ID of 3 hexadecimal characters and a PU ID of 5 hexadecimal characters. This value must match the PU ID configured at the host.

This parameter is required.

PU_NAME

Required?	Yes
Keyword Type	String
Default	N/A
Field Length	1–8
Multiples Allowed?	No, only one for each INTERNAL_PU keyword

The PU_NAME parameter specifies the name of the internal PU that manages and monitors the resources (such as attached links and adjacent link station) associated with a node.

PU_NAME is a 1- to 8-byte SNA Type A character string. Valid values are:

- The first character must be an uppercase alphabetic character (A-Z) or a special character (@, #, \$).

INTERNAL_PU

- The remaining characters can be alphanumeric characters (A-Z, 0-9) or special characters (@, #, \$).

This parameter is required.

STARTUP

Required?	Yes
Keyword Type	Boolean
Default	1
Multiples Allowed?	No, only one for each INTERNAL_PU keyword

The STARTUP parameter specifies whether this PU is started when Communications Server or Personal Communications is started.

Valid values are:

- 0** This PU is not started when the product is started.
- 1** This PU is started when the product is started.

This parameter is required. The default is to automatically start the PU.

Chapter 15. LINK_STATION

This chapter describes the parameter keywords and values you can specify for the LINK_STATION keyword.

The LINK_STATION keyword should contain one of the LINK_STATION_*_SPECIFIC DATA keywords. Which LINK_STATION_*_SPECIFIC DATA keyword to use is dependent on the value of PORT_NAME. For example, if the value of PORT_NAME refers to a LAN port, a LINK_STATION_LAN_SPECIFIC_DATA keyword should be included.

Keyword Definition

Required?	No
Keyword Type	Complex
Key Name	LS_NAME
Multiples Allowed?	Yes, but each LINK_STATION keyword must have a unique LS_NAME parameter

LINK_STATION Samples

The following are samples of the LINK_STATION keyword:

```
LINK_STATION=(
  LS_NAME=LINK0000
  ACTIVATE_AT_STARTUP=0
  ADJACENT_NODE_TYPE=LEARN
  AUTO_ACTIVATE_SUPPORT=1
  CP_CP_SESS_SUPPORT=1
  DEFAULT_NN_SERVER=0
  DEST_ADDRESS=40000000000004
  DISABLE_REMOTE_ACT=0
  DSPU_SERVICES=NONE
  HPR_LINK_LVL_ERROR=0
  HPR_SUPPORT=0
  LIMITED_RESOURCE=NO
  LINK_DEACT_TIMER=0
  LINK_STATION_ROLE=USE_ADAPTER_DEFAULTS
  MAX_IFRM_RCVD=0
  MAX_SEND_BTU_SIZE=65535
  NODE_ID=05D00000
  PORT_NAME=LAN0_04
  SOLICIT_SSCP_SESSION=0
  SUPPRESS_CP_NAME=NO
  TG_NUMBER=0
  USE_DEFAULT_TG_CHARS=1
  LINK_STATION_LAN_SPECIFIC_DATA=(
    TEST_RETRY_INTERVAL=8
    TEST_RETRY_LIMIT=5
    XID_RETRY_INTERVAL=8
    XID_RETRY_LIMIT=5
  )
)
LINK_STATION=(
  LS_NAME=LINK0001
  ACTIVATE_AT_STARTUP=0
  ADJACENT_NODE_TYPE=DSPU_XID
```

LINK_STATION

```
AUTO_ACTIVATE_SUPPORT=0
CP_CP_SESS_SUPPORT=1
DEFAULT_NN_SERVER=0
DEST_ADDRESS=40000000000104
DISABLE_REMOTE_ACT=0
DSPU_NAME=LINK0001
DSPU_SERVICES=PU_CONCENTRATION
HPR_LINK_LVL_ERROR=0
HPR_SUPPORT=0
LIMITED_RESOURCE=NO
LINK_DEACT_TIMER=0
LINK_STATION_ROLE=USE_ADAPTER_DEFAULTS
MAX_IFRM_RCVD=0
MAX_SEND_BTU_SIZE=65535
NODE_ID=05D00000
PORT_NAME=LAN0_04
SOLICIT_SSCP_SESSION=0
STARTUP=1
SUPPRESS_CP_NAME=NO
TG_NUMBER=0
USE_DEFAULT_TG_CHARS=1
LINK_STATION_LAN_SPECIFIC_DATA=(
    TEST_RETRY_INTERVAL=8
    TEST_RETRY_LIMIT=5
    XID_RETRY_INTERVAL=8
    XID_RETRY_LIMIT=5
)
)
```

LINK_STATION Parameter Keywords

ACTIVATE_AT_STARTUP

Required?	Yes
Keyword Type	Boolean
Default	1
Multiples Allowed?	No, only one for each LINK_STATION keyword

The ACTIVATE_AT_STARTUP parameter specifies whether the link is activated when the product is started.

Valid values are:

- 0** The link is not activated when the product is started.
- 1** The link is activated when the product is started.

This parameter is required. The default is to activate the link.

ACTIVATION_DELAY_TIMER

Required?	Yes
Keyword Type	Signed number
Default	-1
Range	-1–3 600
Multiples Allowed?	No, only one for each LINK_STATION keyword

The ACTIVATION_DELAY_TIMER parameter specifies the number of seconds between automatic retry attempts, and between application-driven activation attempts if the DELAY_APPLICATION_RETRIES parameter is specified.

The value is an integer in the range of -1–3 600.

- If -1 is specified, the value specified on the ACTIVATION_DELAY_TIMER parameter of the PORT keyword is used.
- If 0 is specified, a default value of 30 seconds is used.

This parameter is required. The default is -1.

ADJACENT_BRANCH_EXTENDER_NODE



The ADJACENT_BRANCH_EXTENDER_NODE parameter keyword applies to Communications Server only.

Required?	Yes
Keyword Type	Enumerated
Default	PROHIBITED
Multiples Allowed?	No, only one for each LINK_STATION keyword

The ADJACENT_BRANCH_EXTENDER_NODE parameter specifies whether the node adjacent to a local branch extender node can also be a branch extender node. This parameter is only valid if the NODETYPE parameter on the NODE keyword is specified as BRANCH_EXTENDER_NODE and the ADJACENT_NODE_TYPE parameter on the LINK_STATION keyword is specified as LEARN or NETWORK_NODE. Valid values are:

OPTIONAL	The definition of the adjacent node as a branch extender node in optional.
PROHIBITED	The adjacent node must not be a branch extender node, or the link activation fails.
REQUIRED	The adjacent node must be a branch extender node, or the link activation fails.

Note: If ADJACENT_NODE_TYPE=NETWORK_NODE and AUTO_ACTIVATE_SUPPORT=1 on the LINK_STATION keyword, this parameter must be specified as either REQUIRED or PROHIBITED.

This parameter is required. The default is PROHIBITED.

ADJACENT_NODE_ID

Required?	No
Keyword Type	Hexadecimal string
Field Length	1-8
Multiples Allowed?	No, only one for each LINK_STATION keyword

The ADJACENT_NODE_ID parameter specifies the node ID of the adjacent node. An adjacent node is directly connected to this node via this link definition.

Specify a block ID of 3 hexadecimal characters and a PU ID of 5 hexadecimal characters.

This parameter is optional.



Notes:

1. If ADJACENT_NODE_TYPE indicates that the adjacent node is a T2.1 node (END_NODE, LEARN, NETWORK_NODE, or SUBAREA_LEN), this parameter is ignored unless it is nonzero, and either ADJACENT_NODE_TYPE is set to SUBAREA_LEN or the adjacent node does not send a network name control vector in its XID3.
2. If ADJACENT_NODE_TYPE is specified as HOST_DEP_LU_ONLY or HOST_XID0, this parameter is ignored.
3. If ADJACENT_NODE_TYPE is specified as DSPU_XID and this parameter is specified as nonzero, it is used to check the identity of the downstream PU.
4. If ADJACENT_NODE_TYPE is specified as DSPU_NO_XID and DSPU_SERVICES is specified as PU_CONCENTRATION, this parameter is ignored.
5. If ADJACENT_NODE_TYPE is specified as DSPU_NO_XID and DSPU_SERVICES is specified as DLUR, this parameter is used to identify the downstream PU to the DLUS.



Notes:

1. If ADJACENT_NODE_TYPE indicates that the adjacent node is a T2.1 node (END_NODE, LEARN, NETWORK_NODE, or SUBAREA_LEN), this parameter is ignored unless it is nonzero, and either ADJACENT_NODE_TYPE is set to SUBAREA_LEN or the adjacent node does not send a network name control vector in its XID3.
2. If ADJACENT_NODE_TYPE is specified as HOST_DEP_LU_ONLY, this parameter is ignored.

ADJACENT_NODE_TYPE

Required?	Yes
Keyword Type	Enumerated
Default	LEARN
Multiples Allowed?	No, only one for each LINK_STATION keyword

The ADJACENT_NODE_TYPE parameter identifies the SNA node type of the adjacent CP. Valid values are:



DSPU_NO_XID

The adjacent node is a downstream PU and the product does not include XID exchange in link activation.



DSPU_XID

The adjacent node is a downstream PU and the product includes XID exchange in link activation.

END_NODE

The adjacent node is an APPN end node or an up-level node.

HOST_DEP_LU_ONLY

The adjacent node is a host and the product responds to a polling XID from the node with a format 3 XID.

HOST_XID0

The adjacent node is a host and the product responds to a polling XID from the node with a format 0 XID. For a link using the AnyNet DLC supporting dependent LU sessions, you must specify this value.

LEARN

The adjacent node is an APPN network node, an APPN end node, or an up-level node. The node type is learned during XID exchange.

NETWORK_NODE

The adjacent node is an APPN network node.

SUBAREA_LEN

The adjacent node does not send the control point name in the XID. For a link using the AnyNet DLC supporting independent LU sessions, you must specify this value.

Note: Independent LU 6.2 (APPC) traffic is only allowed over links with the ADJACENT_NODE_TYPE parameter specified as END_NODE, LEARN, NETWORK_NODE, or SUBAREA_LEN.



For the Enterprise Extender (EE) DLC and multipath channel (MPC) DLC, ADJACENT_NODE_TYPE must be specified as END_NODE, LEARN, or NETWORK_NODE.



For the Enterprise Extender (EE) DLC, ADJACENT_NODE_TYPE must be specified as END_NODE, LEARN, or NETWORK_NODE.

This parameter is required. The default is LEARN.

AUTO_ACTIVATE_SUPPORT

Required?	No
Keyword Type	Boolean
Multiples Allowed?	No, only one for each LINK_STATION keyword

The AUTO_ACTIVATE_SUPPORT parameter specifies whether the link is activated automatically when required by a session. Valid values are:

- 0 The link is not activated automatically.
- 1 The link is activated automatically when required by a session.

This parameter is optional.

If the link is not to an APPN node, this parameter can always be specified as 1.

If the link is to an APPN node, this parameter can not be specified as 1 if the link also supports CP-CP sessions. The parameter can be set to 1 if TG_NUMBER is defined for the link, and the specified value of TG_NUMBER is between 1 and 20. This allows an inactive link configured with AUTO_ACTIVATE_SUPPORT to be used when determining the best route for a session, then activating the link when it is needed. TG numbers are normally assigned only to active links (TGs).

BKUP_DLUS_NAME

Required?	No
Keyword Type	String
Field Length	3–17
Multiples Allowed?	No, only one for each LINK_STATION keyword

The BKUP_DLUS_NAME parameter specifies the fully qualified backup DLUS name for the downstream PU, with which Communications Server or Personal Communications automatically tries to establish a connection if the primary DLUS connection fails.

The fully qualified backup DLUS name is a 17-byte character string. The fully qualified CP name consists of two parts: the network name and the LU name, concatenated with a period. The network name is a 1- to 8-byte SNA Type A character string. The LU name is a 1- to 8-byte SNA Type A character string. The fully qualified LU name is also known as the network qualified LU name.

If you do not specify this parameter, the value specified for the BKUP_DLUS_NAME on the DLUR_DEFAULTS keyword is used (if defined.) This parameter is ignored if DSPU_SERVICES is not set to DLUR.

This parameter is optional.

BRANCH_EXTENDER_LINK



The BRANCH_EXTENDER_LINK parameter keyword applies to Communications Server only.

Required?	No
Keyword Type	Boolean
Default	0
Multiples Allowed?	No, only one for each LINK_STATION keyword

The BRANCH_EXTENDER_LINK parameter specifies whether this connection is designated as a branch extender link. This parameter is only valid if the NODETYPE parameter on the NODE keyword is specified as BRANCH_EXTENDER_NODE and the ADJACENT_NODE_TYPE parameter on the LINK_STATION keyword is specified as END_NODE, LEARN, NETWORK_NODE, or SUBAREA_LEN. Valid values are:

- 0 This connection is not designated as a branch extender link.
- 1 This connection is designated as a branch extender link. The link connects to another network from the local branch network. This value is only valid if the ADJACENT_NODE_TYPE parameter on the LINK_STATION keyword is specified as NETWORK_NODE.

This parameter is optional. The default is 0.

COST_PER_BYTE



The COST_PER_BYTE parameter keyword applies to Communications Server only.

Required?	No
Keyword Type	Unsigned number
Range	0–255
Multiples Allowed?	No, only one for each LINK_STATION keyword

The COST_PER_BYTE parameter specifies the cost per byte for this link station.

The value is an integer in the range 0-255.

This parameter is optional.

COST_PER_CONNECT_TIME



The COST_PER_CONNECT_TIME parameter keyword applies to Communications Server only.

LINK_STATION

Required?	No
Keyword Type	Unsigned number
Range	0–255
Multiples Allowed?	No, only one for each LINK_STATION keyword

The COST_PER_CONNECT_TIME parameter specifies the cost per connect time for this link station.

The value is an integer in the range 0-255.

This parameter is optional.

CP_CP_SESS_SUPPORT

Required?	No
Keyword Type	Boolean
Multiples Allowed?	No, only one for each LINK_STATION keyword

The CP_CP_SESS_SUPPORT parameter specifies whether CP-CP sessions are supported on this connection. This parameter is only relevant if the link is to an APPN node.

If you specify ADJACENT_NODE_TYPE as HOST_XID0, HOST_DEP_LU_ONLY, or SUBAREA_LEN, or if you specify LIMITED_RESOURCE is specified as YES, this parameter is ignored and is assumed to be 0.

Valid values are:

- 0** CP-CP sessions are not supported.
- 1** CP-CP sessions are supported.



For a multipath channel (MPC) DLC, CP_CP_SESS_SUPPORT must be specified as 1.

This parameter is optional.

DEFAULT_NN_SERVER

Required?	No
Keyword Type	Boolean
Multiples Allowed?	No, only one for each LINK_STATION keyword

The DEFAULT_NN_SERVER parameter specifies whether a link can be automatically activated by an end node to support CP-CP sessions to a network node server. The link must be defined to support CP-CP sessions for this parameter to be effective. Valid values are:

- 0 CP-CP sessions are not supported.
- 1 CP-CP sessions are supported.

This parameter is optional.

DELAY_APPLICATION_RETRIES

Required?	No
Keyword Type	Boolean
Multiples Allowed?	No, only one for each LINK_STATION keyword

The DELAY_APPLICATION_RETRIES parameter specifies whether link activation retries initiated by applications are delayed by the value specified for the ACTIVATION_DELAY_TIMER parameter. Valid values are:

- 0 Link activation retries initiated by applications are not delayed.
- 1 Link activation retries initiated by applications are delayed.

This parameter is optional.

DEPENDENT_LU_COMPRESSION



The DEPENDENT_LU_COMPRESSION parameter keyword applies to Communications Server only.

Required?	No
Keyword Type	Boolean
Default	0
Multiples Allowed?	No, only one for each LINK_STATION keyword

The DEPENDENT_LU_COMPRESSION parameter specifies whether data compression is used for conventional LU (LU 0 to 3) sessions on this connection. This parameter is only valid for connections supporting conventional LU sessions. Valid values are:

- 0 Data compression is not used.
- 1 Data compression is used if the host requests compression. DEPENDENT_LU_COMPRESSION=1 is ignored if the node does not support compression.

This parameter is optional. The default is 0.

DEPENDENT_LU_ENCRYPTION

Required?	Yes
Keyword Type	Enumerated
Default	OPTIONAL
Multiples Allowed?	No, only one for each LINK_STATION keyword

The DEPENDENT_LU_ENCRYPTION parameter specifies whether session level encryption is required for conventional LU (LU 0 to 3) sessions on this connection. This parameter is only valid for connections supporting conventional LU sessions. Valid values are:

MANDATORY Session level encryption is performed if an import key is available to the LU. If an import key is not available, encryption must be performed by the application that uses the LU.

Note: If the DSPU_SERVICES parameter is specified as PU_CONCENTRATION, encryption is performed by a downstream LU.

NONE Session level encryption is not performed.

OPTIONAL Session level encryption is performed by request from the adjacent node.

For Communications Server, the default is OPTIONAL.

For Personal Communications, the default is NONE. Personal Communications only supports the MANDATORY and NONE values.

DEST_ADDRESS

The DEST_ADDRESS parameter specifies information specific to the DLC you are using.

For information on defining the DEST_ADDRESS parameter for the DLC, refer to the following sections:

- Appendix A, "AnyNet-Specific Data", on page 181
- Appendix C, "LAN-Specific Data", on page 191
- Appendix D, "OEM-Specific Data", on page 201
- Appendix E, "SDLC-Specific Data", on page 209
- Appendix F, "Twinaxial-Specific Data", on page 225

DISABLE_REMOTE_ACT

Required?	Yes
Keyword Type	Boolean
Default	0
Multiples Allowed?	No, only one for each LINK_STATION keyword

The `DISABLE_REMOTE_ACT` parameter specifies whether remote activation of this link is supported. Valid values are:

- 0 Remote activation is supported.
- 1 Remote activation is not supported.

This parameter is required. The default is 0; remote link activation is supported.

DLUS_NAME

Required?	No
Keyword Type	String
Field Length	3–17
Multiples Allowed?	No, only one for each LINK_STATION keyword

The `DLUS_NAME` parameter is the name of the primary dependent logical unit server with which a connection is to be established.

This parameter is optional.

The fully qualified DLUS name is a 17-byte character string. The fully qualified CP name consists of two parts: the network name and the LU name, concatenated with a period. The network name is a 1- to 8-byte SNA Type A character string. The LU name is a 1- to 8-byte SNA Type A character string. The fully qualified LU name is also known as the network qualified LU name.

If you do not specify this parameter, the value specified for the `BKUP_DLUS_NAME` on the `DLUR_DEFAULTS` keyword is used (if defined.) If `BKUP_DLUS_NAME` on the `DLUR_DEFAULTS` keyword has not been defined, the DLUR does not initiate SSCP contact when the link is activated. This parameter is ignored if `DSPU_SERVICES` is not specified as DLUR.

DSPU_NAME

Required?	No
Keyword Type	String
Field Length	1–8
Multiples Allowed?	No, only one for each LINK_STATION keyword

The `DSPU_NAME` parameter specifies the downstream PU name.

The downstream physical unit (PU) manages and monitors the resources (such as attached links and adjacent link station) associated with a downstream node.

`DSPU_NAME` is a 1- to 8-byte character string. Valid values are:

- The first character must be an uppercase alphabetic character (A-Z) or a special character (@, #, \$).
- The remaining characters can be alphanumeric characters (A-Z, 0-9) or special characters (@, #, \$).

LINK_STATION

This parameter must be specified if DSPU_SERVICES is specified as PU_CONCENTRATION or DLUR. Otherwise, the parameter is ignored.

DSPU_SERVICES

Required?	Yes
Keyword Type	Enumerated
Default	NONE
Multiples Allowed?	No, only one for each LINK_STATION keyword

The DSPU_SERVICES parameter specifies the local node services provided to the downstream PU across this link. Valid values are:

NONE	Local node provides no services for this downstream PU.
DLUR	Local node provides DLUR services for the downstream PU.
PU_CONCENTRATION	Local node provides PU concentration for the downstream PU.

This parameter is required. The default is NONE.

Notes:

1. The DSPU_NAME parameter must also be specified if this parameter is specified as PU_CONCENTRATION or DLUR.
2. This parameter must be specified as PU_CONCENTRATION or DLUR if the adjacent node is defined as a downstream PU (that is, NODE_TYPE is specified as DSPU_XID or DSPU_NO_XID).
3. This parameter can be specified as PU_CONCENTRATION or DLUR on a link to an APPN node if SOLICIT_SSCP_SESSION is specified as 0.
4. This field is ignored if the adjacent node is defined as a host.

EFFECTIVE_CAPACITY



The EFFECTIVE_CAPACITY parameter keyword applies to Communications Server only.

Required?	No
Keyword Type	Unsigned number
Multiples Allowed?	No, only one for each LINK_STATION keyword

The EFFECTIVE_CAPACITY parameter specifies the units of effective capacity for this link station. The value is encoded as a 1-byte floating-point number, represented by the following formula:

$$0.1 \text{ mmm} * 2 \text{ eeeee}$$

where the bit representation of the byte is *eeeeemmm*. Each unit of effective capacity is equal to 300 bits per second.

This parameter is optional.

ETHERNET_FORMAT



The ETHERNET_FORMAT parameter keyword applies to Personal Communications only.

Required?	Yes
Keyword Type	Boolean
Default	0
Multiples Allowed?	No, only one for each LINK_STATION keyword

The ETHERNET_FORMAT parameter specifies whether the LAN destination address is transmitted in token-ring format (unmodified) or Ethernet format (byte-reversal).

Note: The Ethernet format may not be appropriate for some Ethernet connections.

Valid values are:

- 0 The LAN destination address is transmitted in token-ring format.
- 1 The LAN destination address is transmitted in Ethernet format.

This parameter is required. The default is 0; transmit the LAN destination address in token-ring format.

FQ_ADJACENT_CP_NAME

Required?	No
Keyword Type	String
Field Length	3–17
Multiples Allowed?	No, only one for each LINK_STATION keyword

The FQ_ADJACENT_CP_NAME parameter specifies the fully qualified control point (CP) name that is directly connected to your workstation across this link.

The fully qualified CP name is a 17-byte character string. The fully qualified CP name consists of two parts: the network name and the CP name, concatenated with a period. The network name is a 1- to 8-byte SNA Type A character string. The CP name is a 1- to 8-byte SNA Type A character string. The fully qualified CP name is also known as the network qualified CP name.

This parameter is optional.

Notes:

1. This field is only relevant for links to APPN nodes and is otherwise ignored.

LINK_STATION

- For links to APPN nodes, do not specify this parameter unless you specify the TG_NUMBER parameter as a number in the range 1-20 or you specify the ADJACENT_NODE_TYPE parameter as SUBAREA_LEN.

If you specify this parameter, it is checked against the name received from the adjacent node during XID exchange, unless the ADJACENT_NODE_TYPE parameter is specified as SUBAREA_LEN, in which case it is used to identify the adjacent node.

HPR_LINK_LVL_ERROR

Required?	No
Keyword Type	Boolean
Multiples Allowed?	No, only one for each LINK_STATION keyword

The HPR_LINK_LVL_ERROR parameter specifies whether HPR traffic should be sent on this link using link-level error recovery. This parameter is ignored if HPR_SUPPORT is specified as 0. Valid values are:

- 0 HPR traffic should not be sent on this link using link-level error recovery.
- 1 HPR traffic should be sent on this link using link-level error recovery.

This parameter is optional.

HPR_SUPPORT

Required?	No
Keyword Type	Boolean
Default	0
Multiples Allowed?	No, only one for each LINK_STATION keyword

The HPR_SUPPORT parameter specifies whether HPR is supported on this link. This field is only relevant if the link is to an APPN node and is otherwise ignored. Valid values are:

- 0 HPR is not supported on this link.
- 1 HPR is supported on this link.



For the Enterprise Extender (EE) DLC and multipath channel (MPC) DLC, HPR_SUPPORT must be specified as 1.



For the Enterprise Extender (EE) DLC, HPR_SUPPORT must be specified as 1.

This parameter is optional. The default is not to support HPR.

INHERIT_PORT_RETRY_PARMS

Required?	No
Keyword Type	Boolean
Default	0
Multiples Allowed?	No, only one for each LINK_STATION keyword

The INHERIT_PORT_RETRY_PARMS parameter specifies whether the values specified on the PORT keyword are used for the following parameters (if they are not specified for the LINK_STATION keyword):

- DELAY_APPLICATION_RETRIES
- RETRY_LINK_ON_DISCONNECT
- RETRY_LINK_ON_FAILED_START
- RETRY_LINK_ON_FAILURE

Valid values are:

- 0** The values specified on the PORT keyword are not used.
- 1** The values specified on the PORT keyword are used.

This parameter is optional.

LIMITED_RESOURCE

Required?	Yes
Keyword Type	Enumerated
Multiples Allowed?	No, only one for each LINK_STATION keyword

The LIMITED_RESOURCE parameter specifies whether this link station is deactivated when there are no active sessions. Valid values are:

- NO** The link is not a limited resource and is not be deactivated automatically.
- YES** The link is a limited resource and is deactivated automatically when there are no active sessions. A limited resource link station can be configured for CP-CP session support. (This is done by setting this field to YES and CP_CP_SESS_SUPPORT to 1.) In this case, if CP-CP sessions are brought up over the link, Communications Server or Personal Communications does not treat the link as a limited resource (and does not bring the link down).
- INACTIVITY** The link is a limited resource and is deactivated automatically when there are no active sessions, or when no data has flowed on the link for the time period specified by the LINK_DEACT_TIMER parameter. Note that link stations on a nonswitched port can not be configured as limited resources.

LINK_STATION



For a multipath channel (MPC) DLC, LIMITED_RESOURCE must be specified as NO.

This parameter is required.

LINK_DEACT_TIMER

Required?	No
Keyword Type	Unsigned number
Default	10
Default	600
Range	0–60 000
Multiples Allowed?	No, only one for each LINK_STATION keyword



The LINK_DEACT_TIMER parameter specifies the time, in seconds, that this link can be idle before it automatically deactivates. The link deactivation timer is only used when the LIMITED_RESOURCE parameter is specified as INACTIVITY.

The value is an integer in the range of 0–60 000 seconds.



The default is 10 seconds.



The default is 600 seconds.

This parameter is optional.

Note: If zero is specified, the default value is used. Otherwise, the minimum value is 5. (If it is set any lower, the specified value is ignored and 5 is used.)

LINK_STATION_ROLE

Required?	No
Keyword Type	Enumerated
Default	NEGOTIABLE
Multiples Allowed?	No, only one for each LINK_STATION keyword

The LINK_STATION_ROLE parameter defines the responsibility that the link station has for controlling the communication with its adjacent link stations. Valid values are:

NEGOTIABLE	When the connection is established, the local link station becomes either a primary or secondary link station.
PRIMARY	The primary link station controls the conversation on the link.
SECONDARY	The secondary link station must wait to be polled by the primary link station before data is sent.
USE_ADAPTER_DEFAULTS	Use the value specified on the PORT keyword.

The default is NEGOTIABLE.

This parameter is optional.

Notes:

1. If DLC_NAME on the PORT keyword is specified as TWINAX, only SECONDARY is valid.
2. If DLC_NAME on the PORT keyword is specified as ANYNET, and LS_NAME is \$ANYNET\$, PRIMARY is not valid.

LS_NAME

Required?	Yes
Keyword Type	String
Field Length	1-8
Multiples Allowed?	No, only one for each LINK_STATION keyword

The LS_NAME parameter specifies the 1- to 8-byte name used to identify a connection.

All eight characters must be specified. Valid characters are any locally displayable characters using the native encoding of the local system.

This parameter is required.

Note: During device configuration, the link station name \$ANYNET\$ is automatically defined when the AnyNet SNA over TCP/IP device is configured. This has the effect of informing the SNA Node Operations application that this is the link station to which independent LU session traffic that is to be routed by the AnyNet DLC should be sent. A link station of this name must be defined on a port over the AnyNet DLC if AnyNet routing is required. This definition can not be changed or deleted.

MAX_ACTIVATION_ATTEMPTS

Required?	Yes
Keyword Type	Signed number
Default	-1
Range	-1-127
Multiples Allowed?	No, only one for each LINK_STATION keyword

LINK_STATION

The `MAX_ACTIVATION_ATTEMPTS` parameter specifies the number of retry attempts allowed when the remote node does not respond, or the port is inactive. The attempts include both automatic retries and application-driven activation attempts. When this limit is reached, no further activation retries are attempted. The number of retries attempted is reset by a successful activation, or when a link station, port, or DLC is deactivated.

The value is an integer in the range of -1-127.

- If -1 is specified, the value specified on the `MAX_ACTIVATION_ATTEMPTS` parameter of the `PORT` keyword is used.
- If 0 is specified, there is no limit.

This parameter is required. The default is -1.

This parameter is ignored unless one of the following parameters is specified:

- `DELAY_APPLICATION_RETRIES`
- `INHERIT_PORT_RETRY_PARMS`
- `RETRY_LINK_ON_DISCONNECT`
- `RETRY_LINK_ON_FAILED_START`
- `RETRY_LINK_ON_FAILURE`

MAX_IFRM_RCVD

Required?	No
Keyword Type	Unsigned number
Range	0-127
Multiples Allowed?	No, only one for each <code>LINK_STATION</code> keyword

The `MAX_IFRM_RCVD` parameter determines the maximum number of I-frames that can be received by the local link stations before an acknowledgment is sent.

The value is an integer in the range of 0-127 frames.

If `MAX_IFRM_RCVD` is set to zero, the default value from the `PORT` keyword is used.



For a multipath channel (MPC) DLC, `MAX_IFRM_RCVD` must be specified as 0.

This parameter is optional.

MAX_SEND_BTU_SIZE

Required?	No
Keyword Type	Unsigned number
Multiples Allowed?	No, only one for each <code>LINK_STATION</code> keyword

The `MAX_SEND_BTU_SIZE` parameter specifies the maximum BTU size that can be sent from this link station. This value is used to negotiate the maximum BTU size that can be transmitted between a link station pair.

This parameter is optional.

Notes:

1. If the link is not HPR-capable, this value must be set to a value greater than or equal to 99.
2. If the link is HPR-capable, this value must be set to a value greater than or equal to 768.



For a multipath channel (MPC) DLC, `MAX_SEND_BTU_SIZE` should be specified as 32 768 to allow the DLC to determine the size.

NODE_ID

Required?	No
Keyword Type	Hexadecimal string
Field Length	1–8
Multiples Allowed?	No, only one for each LINK_STATION keyword

The `NODE_ID` parameter specifies the node ID sent in XIDs on this link station. This ID consists of a block ID of 3 hexadecimal characters and a PU ID of 5 hexadecimal characters.

This parameter is optional.

Notes:

1. If this field is set to zero, the `NODE_ID` is used in XID exchanges.
2. If this field is nonzero, it replaces the value for XID exchanges on this link station.

NULL_ADDRESS_MEANING



The `NULL_ADDRESS_MEANING` parameter keyword applies to Communications Server only.

Required?	Yes
Keyword Type	Enumerated
Default	USE_WILDCARD
Multiples Allowed?	No, only one for each LINK_STATION keyword

The `NULL_ADDRESS_MEANING` parameter specifies how a null destination address for an incoming LAN connection is matched to this link station. Valid values are:

USE_CPNAME_NODEID The destination address for the incoming LAN

LINK_STATION

connection is matched to this link station using the adjacent CP name or adjacent node ID.

USE_WILDCARD

The destination address for the incoming LAN connection is matched to this link station as a wildcard. This link station is matched to any incoming connection request that is not matched by another defined link station.

This parameter is required. The default is USE_WILDCARD.

PORT_NAME

Required?	Yes
Keyword Type	String
Field Length	1-8
Multiples Allowed?	No, only one for each LINK_STATION keyword

The PORT_NAME parameter specifies the 1- to 8-byte name of the port associated with this link station.

All eight characters must be specified. Valid characters are any locally displayable characters.

For the Enterprise Extender (EE) DLC, PORT_NAME should be specified as **IBMEEDLC**.

This parameter is required.

Note: The PORT_NAME specified on the LINK_STATION keyword must match the PORT_NAME defined by the PORT keyword.

PROPAGATION_DELAY



The PROPAGATION_DELAY parameter keyword applies to Communications Server only.

Required?	No
Keyword Type	Enumerated
Multiples Allowed?	No, only one for each LINK_STATION keyword

The PROPAGATION_DELAY parameter specifies the time it takes for a signal to travel the length of the link, in microseconds, for this link station. The value is encoded as a 1-byte floating-point number, represented by the following formula:

$$0.1 \text{ mmm} * 2 \text{ eeeee}$$

where the bit representation of the byte is *eeeeemmm*.

Valid values are:

LAN	Less than 480 microseconds delay.
MAXIMUM	Maximum propagation delay.
MINIMUM	No propagation delay.
PKT_SWITCHED_NET	Between 49 512 and 245 760 microseconds delay.
SATELLITE	Longer than 245 760 microseconds delay.
TELEPHONE	Between 480 and 49 512 microseconds delay.

This parameter is optional.

PU_NAME

Required?	No
Keyword Type	String
Field Length	1-8
Multiples Allowed?	No, only one for each LINK_STATION keyword

The PU_NAME parameter specifies the name of the local PU that uses this link if the adjacent node is defined to be a host or if the SOLICIT_SSCP_SESSIONS is specified as 1 on a link to an APPN node. If the adjacent node is not defined to be a host, and is not defined as an APPN node with SOLICIT_SSCP_SESSIONS=1, this field is ignored.

PU_NAME is a 1- to 8-byte SNA Type A character string. Valid values are:

- The first character must be an uppercase alphabetic character (A-Z) or a special character (@, #, \$).
- The remaining characters can be alphanumeric characters (A-Z, 0-9) or special characters (@, #, \$).

This parameter is optional.

RETRY_LINK_ON_DISCONNECT

Required?	No
Keyword Type	Boolean
Multiples Allowed?	No, only one for each LINK_STATION keyword

The RETRY_LINK_ON_DISCONNECT parameter specifies whether link activation is retried when the link is stopped normally by the remote node. Valid values are:

- 0 Link activation is not retried.
- 1 Link activation is retried.

This parameter is optional.

RETRY_LINK_ON_FAILED_START

Required?	No
Keyword Type	Boolean
Multiples Allowed?	No, only for each LINK_STATION keyword

The RETRY_LINK_ON_FAILED_START parameter specifies whether link activation is retried if no response is received from the remote node when activation is attempted. If the port is inactive when activation is attempted, an attempt is made to activate it. Valid values are:

- 0 Link activation is not retried.
- 1 Link activation is retried.

This parameter is optional.

RETRY_LINK_ON_FAILURE

Required?	No
Keyword Type	Boolean
Multiples Allowed?	No, only one for each LINK_STATION keyword

The RETRY_LINK_ON_FAILURE parameter specifies whether link activation is retried if the link fails while in an active or pending active state. If the port fails, an attempt is made to activate it. Valid values are:

- 0 Link activation is not retried.
- 1 Link activation is retried.

This parameter is optional.

REVERSE_ADDRESS_BYTES



The REVERSE_ADDRESS_BYTES parameter keyword applies to Communications Server only.

Required?	No
Keyword Type	Boolean
Multiples Allowed?	No, only one for each LINK_STATION keyword

The REVERSE_ADDRESS_BYTES parameter specifies whether the bytes of the destination address are swapped at runtime. Many SNA devices, such as Ethernet routers, require that the destination address be byte-swapped before use. The destination address displayed remains the same regardless of the value of this field. Valid values are:

- 0 Do not byte-swap the address.
- 1 Byte-swap the address at runtime.

This parameter is optional.

SECURITY



The SECURITY parameter keyword applies to Communications Server only.

Required?	No
Keyword Type	Enumerated
Multiples Allowed?	No, only one for each LINK_STATION keyword

The SECURITY parameter specifies the type of security used for transmission of data over the connection for this link station. Valid values are:

ENCRYPTED

There is encryption over the line.

GUARDED_CONDUIT

The conduit is protected against physical tapping.

GUARDED_RADIATION

The line is protected against physical and radiation tapping.

NONSECURE

No security exists.

PUBLIC_SWITCHED_NETWORK

Data is transmitted over a public switched network.

SECURE_CONDUIT

The line is a secure conduit that is not guarded.

UNDERGROUND_CABLE

Data is transmitted over a secure underground cable.

This parameter is optional.

SOLICIT_SSCP_SESSION

Required?	No
Keyword Type	Boolean
Multiples Allowed?	No, only one for each LINK_STATION keyword

The SOLICIT_SSCP_SESSION parameter specifies whether SSCP sessions are initiated on this link. Valid values are:

- 0** Requests no sessions with the SSCP on this link.
- 1** Requests the adjacent node to initiate sessions between the SSCP and the local control point and dependent LUs. If this value is specified, the PU_NAME parameter must be specified.

This parameter is optional.

LINK_STATION

Notes:

1. The SOLICIT_SSCP_SESSION parameter is only valid if the link is to an APPN node and is otherwise ignored.
2. If the adjacent node is defined to be a host (ADJACENT_NODE_TYPE is specified as HOST_DEP_LU_ONLY (Communications Server), HOST_XID3 (Personal Communications), or HOST_XID0), the product always requests the host to initiate sessions between the SSCP and the local control point and dependent LUs. The PU_NAME parameter must be specified.



For a multipath channel (MPC) DLC, SOLICIT_SSCP_SESSION must be specified as 0.

TG_CHARS



The TG_CHARS parameter keyword applies to Communications Server only.

Required?	No
Keyword Type	Complex
Multiples Allowed?	No, only one for each LINK_STATION keyword

The TG_CHARS parameter is a complex keyword comprised of the following parameter keywords:

- COST_PER_BYTE
- COST_PER_CONNECT_TIME
- EFFECTIVE_CAPACITY
- PROPAGATION_DELAY
- SECURITY
- USER_DEFINED_1
- USER_DEFINED_2
- USER_DEFINED_3

See the descriptions of the parameter keywords to define the TG_CHARS parameter.

TG_NUMBER

Required?	No
Keyword Type	Unsigned number
Default	0
Range	0–20
Multiples Allowed?	No, only one for each LINK_STATION keyword

The TG_NUMBER parameter specifies a preassigned TG number. This field is only relevant if the link is to an adjacent APPN node and is otherwise ignored.

This parameter is optional. The default is 0.

Notes:

1. If ADJACENT_NODE_TYPE is specified as SUBAREA_LEN, TG_NUMBER is ignored and assumed to be specified as 1.
2. For links to adjacent APPN nodes, TG_NUMBER must be set in the range 1-20. This number is used to represent the link when the link is activated. Communications Server does not accept any other number from the adjacent node during activation of this link.
3. To avoid link-activation failure because of a mismatch of preassigned TG numbers, the same TG number must be defined by the adjacent node on the adjacent link station (if using preassigned TG numbers).
4. If a preassigned TG number is specified, the FQ_ADJACENT_CP_NAME must also be defined (and can not be set to all zeros) and the ADJACENT_NODE_TYPE must be specified as NETWORK_NODE or END_NODE.
5. If zero is entered, the TG number is not preassigned and is negotiated when the link is activated.

USE_DEFAULT_TG_CHARS

Required?	No
Keyword Type	Boolean
Multiples Allowed?	No, only one for each LINK_STATION keyword

The USE_DEFAULT_TG_CHARS parameter specifies whether the default TG characteristics specified on the PORT keyword should be used. USE_DEFAULT_TG_CHARS is only valid if the link is to an APPN node and is otherwise ignored. Valid values are:

- 0 Do not use the default TG characteristics specified on the PORT keyword.
- 1 Use the default TG characteristics specified on the PORT keyword. The values defined on the LINK_STATION TG_CHARS parameters are ignored.

This parameter is optional.

USE_PU_NAME_IN_XID



The USE_PU_NAME_IN_XID parameter keyword applies to Communications Server only.

Required?	No
Keyword Type	Boolean
Default	0
Multiples Allowed?	No, only one for each LINK_STATION keyword

LINK_STATION

The USE_PU_NAME_IN_XID parameter specifies whether the PU_NAME value in this LINK_STATION keyword should be used instead of the FQ_CP_NAME value from the NODE keyword during XID3 negotiation at link startup. Valid values are:

- 0 Use the CP name in XID3 negotiation
- 1 Use the PU name instead of the CP name in XID3 negotiation

This field is ignored unless ADJACENT_NODE_TYPE is specified as HOST_DEP_LU_ONLY or SUBAREA_LEN (Communications Server), or BACK_LEVEL_LEN_NODE or HOST_XID3 (Personal Communications).

This parameter is optional. The default is 0; use the node CP name during XID3 negotiation.

USER_DEFINED_1



The USER_DEFINED_1 parameter keyword applies to Communications Server only.

Required?	No
Keyword Type	Unsigned number
Multiples Allowed?	No, only one for each LINK_STATION keyword

The USER_DEFINED_1 parameter specifies the maximum limit for a user defined parameter for this link station.

This parameter is optional.

USER_DEFINED_2



The USER_DEFINED_2 parameter keyword applies to Communications Server only.

Required?	No
Keyword Type	Unsigned number
Multiples Allowed?	No, only one for each LINK_STATION keyword

The USER_DEFINED_2 parameter specifies the maximum limit for a user defined parameter for this link station.

This parameter is optional.

USER_DEFINED_3



The USER_DEFINED_3 parameter keyword applies to Communications Server only.

Required?	No
Keyword Type	Unsigned number
Multiples Allowed?	No, only one for each LINK_STATION keyword

The USER_DEFINED_3 parameter specifies the maximum limit for a user defined parameter for this link station.

This parameter is optional.

LINK_STATION_ANYNET_SPECIFIC_DATA

For information on defining the parameters for the LINK_STATION_ANYNET_SPECIFIC_DATA parameter, refer to Appendix A, "AnyNet-Specific Data", on page 181.

LINK_STATION_LAN_SPECIFIC_DATA

For information on defining the parameters for the LINK_STATION_LAN_SPECIFIC_DATA parameter, refer to Appendix C, "LAN-Specific Data", on page 191.

LINK_STATION_OEM_SPECIFIC_DATA

For information on defining the parameters for the LINK_STATION_OEM_SPECIFIC_DATA parameter for the Enterprise Extender (EE) DLC or an OEM DLC, refer to the following sections:

- Appendix B, "EE-Specific Data", on page 183
- Appendix D, "OEM-Specific Data", on page 201.

LINK_STATION_SDLC_SPECIFIC_DATA

For information on defining the parameters for the LINK_STATION_SDLC_SPECIFIC_DATA parameter, refer to Appendix E, "SDLC-Specific Data", on page 209.

LINK_STATION_X25_SPECIFIC_DATA

For information on defining the parameters for the LINK_STATION_X25_SPECIFIC_DATA parameter, refer to Appendix G, "X.25-Specific Data", on page 229.

Chapter 16. LOAD_BALANCING



This chapter describes the parameter keywords and values you can specify for the LOAD_BALANCING keyword.

Keyword Definition

Required?	No
Keyword Type	Complex
Multiples Allowed?	No

LOAD_BALANCING Sample

The following is a sample of the LOAD_BALANCING keyword:

```
LOAD_BALANCING=(  
  ADVERTISE_FREQUENCY=1  
  APPC_LU_LOAD_FACTOR=0  
  ENABLE_LOAD_BALANCING=1  
  HOST_LU_LOAD_FACTOR=0  
  LOAD_VARIANCE=3  
  SCOPE_NAME=SCOPE1  
)
```

LOAD_BALANCING Parameter Keywords

ADVERTISE_FREQUENCY

Required?	No
Keyword Type	Unsigned number
Default	1
Range	1-60
Multiples Allowed?	No

The ADVERTISE_FREQUENCY parameter specifies how often, in minutes, the server checks the APPC and host session loads to determine if the threshold value specified on the LOAD_VARIANCE parameter has been reached.

The value is an integer in the range of 1-60 minutes.

This parameter is optional. The default is one minute.

APPC_LU_LOAD_FACTOR

Required?	No
Keyword Type	Signed number
Default	0
Range	-100–100
Multiples Allowed?	No

The APPC_LU_LOAD_FACTOR parameter specifies the factor used when the APPC session load for the server is calculated. Specifying a negative number decreases the calculated session load, and specifying a positive number increases the calculated session load. For example, if this server has a relatively fast CPU, you can decrease the load factor to increase the number of sessions the server manages.

The value is an integer in the range of -100–100.

This parameter is optional. The default is 0.

DEFAULT_MAX_LU62_SESSIONS

Required?	Yes
Keyword Type	Unsigned number
Default	512
Range	0–65 535
Multiples Allowed?	No

The DEFAULT_MAX_LU62_SESSIONS parameter specifies the default maximum number of independent LU 6.2 sessions allowed per LU. This value is used when a maximum is not specified in the LU definition itself.

DEFAULT_MAX_LU62_SESSIONS is used to determine the congestion in a node during load balancing calculations. As the number of active independent sessions per LU nears this value, the congestion in the node increases.

The value is an integer in the range of 0–65 535.

This parameter is required. The default is 512.

ENABLE_LOAD_BALANCING

Required?	No
Keyword Type	Boolean
Default	0
Multiples Allowed?	No

The ENABLE_LOAD_BALANCING parameter specifies whether this server participates in load balancing.

If you specify `ENABLE_LOAD_BALANCING=1` and you do not specify a value on the `SCOPE_NAME` parameter, the server participates in load balancing but it is *unscoped*.

This parameter is optional. The default is that the server does not participate in load balancing.

HOST_LU_LOAD_FACTOR

Required?	No
Keyword Type	Signed number
Default	0
Range	-100–100
Multiples Allowed?	No

The `HOST_LU_LOAD_FACTOR` parameter specifies the factor used when the host session load for the server is calculated. Specifying a negative number decreases the calculated session load, and specifying a positive number increases the calculated session load. For example, if this server has a relatively slow CPU, you can increase the load factor to limit the number of sessions the server manages.

The value is an integer in the range of -100–100.

This parameter is optional. The default is 0.

LOAD_VARIANCE

Required?	No
Keyword Type	Unsigned number
Default	3
Range	0–100
Multiples Allowed?	No

The `LOAD_VARIANCE` parameter specifies a percentage threshold that changes in APPC and host session loads reach before load information is updated.

The value is an integer in the range of 0–100.

This parameter is optional. The default is 3.

SCOPE_NAME

Required?	No
Keyword Type	String
Field Length	1–128
Multiples Allowed?	Yes

The `SCOPE_NAME` parameter specifies the name of a group to which the server belongs, enabling the server to participate in load balancing. A server can participate in a maximum of 10 scopes, or it can be *unscoped*.

LOAD_BALANCING

The value is a 1- to 128-byte character string.

This parameter is optional.

Clients reach the SNA network through servers that are configured with the same scope or that are unscoped; clients must be configured to participate in load balancing through a single scope or through unscoped servers.

Chapter 17. LOCAL_LU

This chapter describes the parameter keywords and values you can specify for the LOCAL_LU keyword.

Keyword Definition

Required?	No
Keyword Type	Complex
Multiples Allowed?	Yes, but each LOCAL_LU keyword must have a unique LU_NAME parameter

LOCAL_LU Sample

The following is a sample of the LOCAL_LU keyword:

```
LOCAL_LU=(  
  LU_NAME=LOCLU62  
  LU_ALIAS=LOCALIAS  
  LU_SESSION_LIMIT=0  
  NAU_ADDRESS=0  
  ROUTE_TO_CLIENT=0  
)
```

LOCAL_LU Parameter Keywords

DEFAULT_POOL

Required?	No
Keyword Type	Boolean
Default	0
Multiples Allowed?	No, only one for each LOCAL_LU keyword

The DEFAULT_POOL parameter specifies whether the LU is a member of the dependent LU 6.2 default pool. Only one LU 6.2 LU may be specified as a member of this pool. If more than one is specified, the last one is used. The LU may be either dependent or independent. The LU specified overrides the Control Point LU as the default. Valid values are:

- 0 The LU is not a member of the dependent LU 6.2 pool.
- 1 The LU is a member of the dependent LU 6.2 pool.

This parameter is optional. The default is 0.

LU_ALIAS

Required?	Yes
Keyword Type	String
Field Length	1–8
Multiples Allowed?	No, only one for each LOCAL_LU keyword

The LU_ALIAS parameter specifies an alternate 1- to 8-byte name for the local LU. Local applications can use this name, instead of the fully qualified LU name, to refer to the local LU.

All eight characters must be specified. Valid characters are any locally displayable characters using the native encoding of the local system.

This parameter is required.

Alias names are used for convenience of writing applications, such as transaction programs and management services programs. Local programs can use alias names instead of network names to refer to network resources, such as the local CP, a local LU, and a partner LU. Changes can be made to the network names of these resources without affecting the alias names. A network administrator can change the fully qualified name of a CP or LU without affecting the local applications that use the alias names for these resources.

LU_NAME

Required?	Yes
Keyword Type	String
Field Length	1–8
Multiples Allowed?	No, only one for each LOCAL_LU keyword

The LU_NAME parameter specifies the name of a type of network accessible unit (NAU) that enables end users to communicate with each other and gain access to network resources.

LU_NAME is a 1- to 8-byte SNA Type A character string. Valid values are:

- The first character must be an uppercase alphabetic character (A-Z) or a special character (@, #, \$).
- The remaining characters can be alphanumeric characters (A-Z, 0-9) or special characters (@, #, \$).

This parameter is required.

LU_SESSION_LIMIT

Required?	No
Keyword Type	Unsigned number
Default	0
Range	0–65 535
Multiples Allowed?	No, only one for each LOCAL_LU keyword

The LU_SESSION_LIMIT parameter specifies the maximum number of sessions supported by the LU.

The value for the session limit is an integer in the range 0–65 535. Zero means no limit.

This parameter is optional. The default is 0.

Notes:

1. If the LU is independent, LU_SESSION_LIMIT can be set to any value in the range.
2. If the LU is dependent, LU_SESSION_LIMIT must be set to 1.

MODEL_NAME

Required?	No
Keyword Type	String
Field Length	1–7
Multiples Allowed?	No, only one for each LOCAL_LU keyword

The MODEL_NAME parameter identifies a string used to search for an LUSEED operand in a VTAM switched major node definition that specifies the characteristics of LUs being created dynamically. This parameter only applies to dependent LUs.

MODEL_NAME is a 1- to 7-byte SNA Type A character string. Valid characters can be alphanumeric characters (A-Z, 0-9) or special characters (@, #, \$).

This parameter is optional.

Note: If a value other than all zeros (0) is specified and the host system supports SDDL (self-defining dependent LU), the node generates an unsolicited PSID NMVT reply. If the specified string matches a VTAM LUSEED operand, a dynamic LU is created at the host.

NAU_ADDRESS

Required?	No
Keyword Type	Unsigned number
Range	0–255
Multiples Allowed?	No, only one for each LOCAL_LU keyword

The NAU_ADDRESS parameter specifies the network addressable unit address of the LU. The value is an integer in the range 0-255.

This parameter is optional.

Notes:

1. Zero implies the LU is an independent LU.
2. A nonzero value implies the LU is a dependent LU.

PU_NAME

Required?	No
Keyword Type	String
Field Length	1-8
Multiples Allowed?	No, only one for each LOCAL_LU keyword

The PU_NAME parameter specifies the PU name this LU uses.

This field is only used by dependent LUs, and should be set to all binary zeros for independent LUs.

PU_NAME is a 1- to 8-byte SNA Type A character string. Valid values are:

- The first character must be an uppercase alphabetic character (A-Z) or a special character (@, #, \$).
- The remaining characters can be alphanumeric characters (A-Z, 0-9) or special characters (@, #, \$).

This parameter is optional.

ROUTE_TO_CLIENT

Required?	No
Keyword Type	Boolean
Multiples Allowed?	No, only one for each LOCAL_LU keyword

The ROUTE_TO_CLIENT parameter specifies whether all incoming application requests over sessions with this LU are routed to the client. Valid values are:

- 0 This LU is meant to be used by a server-based TP.
- 1 Application requests are handled by SNA Client Services and forwarded to any SNA API client that has logged into Communications Server or Personal Communications and has registered its transaction programs with this LU.

This parameter is optional.

SYNCPT_SUPPORT



The SYNCPT_SUPPORT parameter keyword applies to Communications Server only.

Required?	Yes
Keyword Type	Boolean
Default	0
Multiples Allowed?	No, only one for each LOCAL_LU keyword

The SYNCPT_SUPPORT parameter specifies whether a sync point manager is available for this LU. Valid values are:

- 0 A sync point manager is not available.
- 1 A sync point manager is available.

This parameter is required. The default is that a sync point manager is not available.

This value should always be specified as 0, unless a sync point manager is available for this LU.

USER_ID



The USER_ID parameter keyword applies to Personal Communications only.

Required?	No
Keyword Type	String
Field Length	1–20
Default	none
Multiples Allowed?	No, only one for each LOCAL_LU keyword

The USER_ID parameter specifies the user ID name that this LU uses.

When this keyword is used, incoming Transaction Programs for this Local LU are routed to the desktop of the specified user ID.

Chapter 18. LU_0_TO_3

This chapter describes the parameter keywords and values you can specify for the LU_0_TO_3 keyword.

Keyword Definition

Required?	No
Keyword Type	Complex
Key Name	LU_NAME
Multiples Allowed?	Yes, but each LU_0_TO_3 keyword must have a unique LU_NAME parameter

LU_0_TO_3 Sample

The following is a sample of the LU_0_TO_3 keyword:

```
LU_0_TO_3=(  
  LU_NAME=LUA2  
  
  LU_MODEL=3270_DISPLAY_MODEL_2  
  NAU_ADDRESS=2  
  PRIORITY=MEDIUM  
  PU_NAME=NT265  
)
```

LU_0_TO_3 Parameter Keywords

APPLICATION_TYPE

Required?	No
Keyword Type	Enumerated
Default	UNASSIGNED
Multiples Allowed?	No, only one for each LU_0_TO_3 keyword

The APPLICATION_TYPE parameter specifies which LU 0 to 3 LUs are enabled for TN3270 clients. The TN3270E Server may make use of an LU 0 to 3 LU definition to allow nonnative (TCP/IP) clients to communicate with a host. Valid values are:

TN3270E

This LU is enabled for TN3270E or TN3270 client use.

UNASSIGNED

Only normal SNA 3270 clients may use this LU.

Note: LUs with an application type of TN3270E may also be used for normal SNA 3270 client traffic as long as the LU is not already in use by a TN3270E or TN3270 client.

This parameter is optional.

The default is UNASSIGNED.

ASSOC_PRINTER

Required?	No
Keyword Type	String
Field Length	1-8
Multiples Allowed?	No, only one for each LU_0_TO_3 keyword

The ASSOC_PRINTER parameter identifies the printer associated with an explicit workstation or an LU in a pool of implicit workstations. This list contains the LU names for all printer LUs that are unassigned and, if previously defined, the name of the printer currently assigned to this workstation LU.

ASSOC_PRINTER is a 1- to 8-byte SNA Type A character string. Valid values are:

- The first character must be an uppercase alphabetic character (A-Z) or a special character (@, #, \$).
- The remaining characters can be alphanumeric characters (A-Z, 0-9) or special characters (@, #, \$).

This parameter is optional.

CLASS_TYPE

Required?	No
Keyword Type	Enumerated
Multiples Allowed?	No, only one for each LU_0_TO_3 keyword

The CLASS_TYPE parameter indicates how this LU or pool is used. Valid values are:

TN_ASSOC_PRINTER

Use for connections that require a printer associated with an explicit workstation or an LU in a pool of implicit workstations.

TN_EXPLICIT_PRINTER

Use for connections that require a specific printer device name.

TN_EXPLICIT_WORKSTATION

Use for connections that require a specific workstation device name.

TN_IMPLICIT_PRINTER

Use for connections that do not require a specific printer device name.

TN_IMPLICIT_WORKSTATION

Use for connections that do not require a specific workstation device name.

TN_UNASSIGNED

Use to delete the TN3270E definition for the selected LU or pool.

This parameter is optional.

LU_MODEL

Required?	Yes
Keyword Type	Enumerated
Default	3270_DISPLAY_MODEL_2
Multiples Allowed?	No, only one for each LU_0_TO_3 keyword

The LU_MODEL parameter specifies the display model type to use with this LU. Valid values are:

3270_DISPLAY_MODEL_2	3270 Display 2 - 24 x 80
3270_DISPLAY_MODEL_2	3270 Display 3 - 32 x 80
3270_DISPLAY_MODEL_4	3270 Display 4 - 43 x 80
3270_DISPLAY_MODEL_5	3270 Display 5 - 27 x 132
RJE_WKSTN	Remote job entry workstation
PRINTER	Printer
UNKNOWN	Dependent LU type, such as LU6.2

This parameter is required. The default is 3270_DISPLAY_MODEL_2.

Note: If a value other than UNKNOWN is specified and the host system supports SDDL (self-defining dependent LU), the node generates an unsolicited PSID NMVT reply and dynamically defines the local LU at the host.

If the MODEL_NAME parameter is specified, the LU_MODEL parameter is ignored.

LU_NAME

Required?	Yes
Keyword Type	String
Field Length	1–8
Multiples Allowed?	No, only one for each LU_0_TO_3 keyword

The LU_NAME parameter specifies the name of a type of network accessible unit (NAU) that enables end users to communicate with each other and gain access to network resources.

LU_NAME is a 1- to 8-byte SNA Type A character string. Valid values are:

- The first character must be an uppercase alphabetic character (A-Z) or a special character (@, #, \$).
- The remaining characters can be alphanumeric characters (A-Z, 0-9) or special characters (@, #, \$).

This parameter is required.

MODEL_NAME

Required?	No
Keyword Type	String
Field Length	1-7
Multiples Allowed?	No, only one for each LU_0_TO_3 keyword

The MODEL_NAME parameter identifies a string used to search for an LUSEED operand in a VTAM switched major node definition that specifies the characteristics of LUs being created dynamically.

MODEL_NAME is a 1- to 7-byte SNA Type A character string. Valid characters can be alphanumeric characters (A-Z, 0-9) or special characters (@, #, \$).

This parameter is optional.

Note: If a value other than all zeros (0) is specified and the host system supports SDDL (self-defining dependent LU), the node generates an unsolicited PSID NMVT reply. If the specified string matches a VTAM LUSEED operand, a dynamic LU is created at the host.

NAU_ADDRESS

Required?	Yes
Keyword Type	Unsigned number
Range	1-255
Multiples Allowed?	No, only one for each LU_0_TO_3 keyword

The NAU_ADDRESS parameter specifies the network addressable unit address of the LU. The value is an integer in the range 1-255.

This parameter is required.

POOL_NAME

Required?	No
Keyword Type	String
Field Length	1-8
Multiples Allowed?	No, only one for each LU_0_TO_3 keyword

The POOL_NAME parameter specifies the name of LU pool to which this LU belongs. The name of the pool is a 1- to 8-byte SNA Type A character string. Valid values are:

- The first character must be an uppercase alphabetic character (A-Z) or a special character (@, #, \$).
- The remaining characters can be alphanumeric characters (A-Z, 0-9) or special characters (@, #, \$).

This parameter is optional.

PRIORITY

Required?	Yes
Keyword Type	Enumerated
Default	MEDIUM
Multiples Allowed?	No, only one for each LU_0_TO_3 keyword

The PRIORITY parameter specifies the data priority for the LU when sending to the host. Valid values are:

LOW	Used for #BATCH, #BATCHSC, and other class of service definitions typically used when throughput is preferred but not at the expense of interactive traffic.
MEDIUM	Used for #CONNECT and other class of service definitions typically used when connectivity is preferred over response time and throughput
HIGH	Used for #INTER, #INTERSC, and other class of service definitions typically used for interactive traffic where good response time is preferred
NETWORK	Reserved for CPSVCMG, SNASVCMG, RSETUP, and other class of service definitions used for connections that carry SNA network control messages

This parameter is required. The default is MEDIUM.

PU_NAME

Required?	Yes
Keyword Type	String
Field Length	1–8
Multiples Allowed?	No, only one for each LU_0_TO_3 keyword

The PU_NAME parameter specifies the name of the internal PU that manages and monitors the resources (such as attached links and adjacent link station) associated with a node.

PU_NAME is a 1- to 8-byte SNA Type A character string. Valid values are:

- The first character must be an uppercase alphabetic character (A-Z) or a special character (@, #, \$).
- The remaining characters can be alphanumeric characters (A-Z, 0-9) or special characters (@, #, \$).

This parameter is required.

Chapter 19. LU62_TIMEOUT

This chapter describes the parameter keywords and values you can specify for the LU62_TIMEOUT keyword.

Keyword Definition

Required?	No
Keyword Type	Complex
Key Name	LU62_TIMEOUT_RESOURCE_TYPE
Multiples Allowed?	No

LU62_TIMEOUT Sample

The following is a sample of the LU62_TIMEOUT keyword:

```
LU62_TIMEOUT=(  
LU62_TIMEOUT_RESOURCE_TYPE=GLOBAL_TIMEOUT  
LU62_TIMEOUT_VALUE=20  
)
```

LU62_TIMEOUT Parameter Keywords

LU62_TIMEOUT_RESOURCE_TYPE

Required?	No
Keyword Type	Enumerated
Default	GLOBAL_TIMEOUT
Multiples Allowed?	No, only one for each LU62_TIMEOUT

The LU62_TIMEOUT_RESOURCE_TYPE parameter specifies the type of the timeout being defined. Valid values are:

GLOBAL_TIMEOUT

Timeout applies to all LU6.2 sessions for the local node. The resource name should be set to all zeros.

This parameter is optional.

LU62_TIMEOUT_VALUE

Required?	No
Keyword Type	Unsigned number
Default	20
Range	0–60 000
Multiples Allowed?	No, only one for each LU62_TIMEOUT

LU62_TIMEOUT

The LU62_TIMEOUT_VALUE parameter specifies the interval in seconds for unused LU6.2 sessions. LU 6.2 sessions are terminated when the session remains unused for the configured timeout value.

The value for the timeout is an integer from 0–60 000 seconds. If zero is specified, the session immediately becomes free.

This parameter is optional.

Chapter 20. LU_LU_PASSWORD

This chapter describes the parameter keywords and values you can specify for the LU_LU_PASSWORD keyword.

Keyword Definition

Required?	No
Keyword Type	Complex
Key Name	LU_PAIR
Multiples Allowed?	Yes, but each LU_LU_PASSWORD keyword must have a unique LU_PAIR parameter

LU_LU_PASSWORD Sample

The following is a sample of the LU_LU_PASSWORD keyword:

```
LU_LU_PASSWORD=(  
    LU_PAIR=NT265,USIBMNM.PARTLU  
    PASSWORD=460C7761C854E0E6  
)
```

LU_LU_PASSWORD Parameter Keywords

LU_PAIR

Required?	Yes
Keyword Type	String
Field Length	4-26
Multiples Allowed?	No, only one for each LU_LU_PASSWORD keyword

The LU_PAIR parameter is comprised of the local LU name and the fully qualified partner LU name separated by a comma.

The local logical unit (LU) name is the name that identifies your workstation and gives transaction programs access to the network. Valid values are:

- The first character must be an uppercase alphabetic character (A-Z) or a special character (@, #, \$).
- The remaining characters can be alphanumeric characters (A-Z, 0-9) or special characters (@, #, \$).

The partner logical unit (LU) name is the name of the LU where the partner program is located. This LU name is the name of the remote LU recognized by the local LU for the purpose of allocating a conversation.

The fully qualified partner LU name is a 17-byte character string. The fully qualified partner LU name consists of two parts: the network name and the LU name, concatenated with a period. The network name is a 1- to 8-byte SNA Type A

LU_LU_PASSWORD

character string. The LU name is a 1- to 8-byte SNA Type A character string. The fully qualified LU name is also known as the network qualified LU name.

This parameter is required.

PASSWORD

Required?	Yes
Keyword Type	Hexadecimal string
Field Length	1-16
Multiples Allowed?	No, only one for each LU_LU_PASSWORD keyword

The PASSWORD parameter is the password defined for a partner logical unit (LU) and used on a partner LU basis. One LU-LU password is established between each LU pair. The password is converted to a 16-character hexadecimal string by the encryption process.

Note: Since this value is encrypted, you should not attempt to enter this value directly into the ACG file. The value should only be entered using the **SNA Node Configuration** application.

This parameter is required.

LU-LU passwords are kept secure by the workstation. They are not sent outside the workstation, nor can a program or user obtain them from the workstation.

Chapter 21. MODE

This chapter describes the parameter keywords and values you can specify for the MODE keyword.

Keyword Definition

Required?	No
Keyword Type	Complex
Key Name	MODE_NAME
Multiples Allowed?	Yes, but each MODE keyword must have a unique MODE_NAME parameter

MODE Sample

The following are samples of the MODE keyword:

```
MODE=(
  MODE_NAME=BLANK
  AUTO_ACT=0
  COS_NAME=#CONNECT
  CRYPTOGRAPHY=NONE
  DEFAULT_RU_SIZE=1
  MAX_NEGOTIABLE_SESSION_LIMIT=8
  MAX_RU_SIZE_UPPER_BOUND=1024
  MIN_CONWINNERS_SOURCE=4
  PLU_MODE_SESSION_LIMIT=8
  RECEIVE_PACING_WINDOW=3
)
MODE=(
  MODE_NAME=#INTER
  AUTO_ACT=0
  COS_NAME=#INTER
  CRYPTOGRAPHY=NONE
  DEFAULT_RU_SIZE=1
  MAX_NEGOTIABLE_SESSION_LIMIT=8
  MAX_RU_SIZE_UPPER_BOUND=4096
  MIN_CONWINNERS_SOURCE=4
  PLU_MODE_SESSION_LIMIT=8
  RECEIVE_PACING_WINDOW=20
)
```

MODE Parameter Keywords

AUTO_ACT

Required?	Yes
Keyword Type	Unsigned number
Default	0
Range	0–32 767
Multiples Allowed?	No, only one for each MODE keyword

MODE

The `AUTO_ACT` parameter specifies how many sessions are auto-activated for this mode. This value is used when change number of sessions (CNOS) exchange is initiated implicitly. The value is an integer in the range 0–32 767.

This parameter is required. The default is 0.

COMPRESSION

Required?	Yes
Keyword Type	Enumerated
Default	PROHIBITED
Multiples Allowed?	No, only one for each MODE keyword

The `COMPRESSION` parameter specifies whether data compression is enabled for sessions that use this mode. Valid values are:

PROHIBITED Data compression is prohibited for sessions using this mode.

REQUESTED Data compression is requested for sessions using this mode.

This parameter is required. The default is PROHIBITED.

COS_NAME

Required?	Yes
Keyword Type	String
Field Length	1–8
Multiples Allowed?	No, only one for each MODE keyword

The `COS_NAME` parameter specifies the name of the class of service to request when activating sessions on this mode. The name is a 1- to 8-byte SNA Type A character string.

This parameter is required.

DEFAULT_RU_SIZE

Required?	Yes
Keyword Type	Boolean
Default	1
Multiples Allowed?	No, only one for each MODE keyword

The `DEFAULT_RU_SIZE` parameter specifies whether a default upper bound for the maximum RU size is used. Valid values are:

- 0 The value for the `MAX_RU_SIZE_UPPER_BOUND` parameter is used.
- 1 The value for the `MAX_RU_SIZE_UPPER_BOUND` parameter is ignored. The upper bound for the maximum RU size is set to the link basic transmission unit (BTU) size, minus the size of the transmission header (TH) and the request/response unit header (RH).

This parameter is required. The default is 1.

ENCRYPTION_SUPPORT

Required?	No
Keyword Type	Enumerated
Default	NONE
Multiples Allowed?	No, only one for each MODE keyword

The ENCRYPTION_SUPPORT parameter specifies whether session-level cryptography is used. Valid values are:

MANDATORY	Session-level cryptography is mandatory.
NONE	No session-level cryptography is used.

This parameter is optional. The default is NONE.

MAX_INCOMING_COMPRESSION_LEVEL



The MAX_INCOMING_COMPRESSION_LEVEL parameter keyword applies to Communications Server only.

Required?	Yes
Keyword Type	Enumerated
Default	NONE
Multiples Allowed?	No, only one for each MODE keyword

The MAX_INCOMING_COMPRESSION_LEVEL parameter specifies the maximum level of decompression supported for data coming into this node. The level of decompression specified must be less than or equal to the value specified on the MAX_COMPRESSION_LEVEL parameter on the NODE keyword. Valid values are:

NONE	This node does not support decompression.
RLE	This node supports RLE decompression.
LZ9	This node supports RLE and LZ9 decompression.
LZ10	This node supports RLE, LZ9, and LZ10 decompression.

Note: If compression is negotiated using a non-extended BIND, the decompression level used is LZ9.

This parameter is required. The default is NONE.

MAX_NEGOTIABLE_SESSION_LIMIT

Required?	Yes
Keyword Type	Unsigned number
Default	128
Range	0–32 767
Multiples Allowed?	No, only one for each MODE keyword

The MAX_NEGOTIABLE_SESSION_LIMIT parameter specifies the maximum number of sessions allowed in this mode between any local logical unit (LU) and partner LU. This value is used when change number of sessions (CNOS) exchange is initiated implicitly. The value is an integer in the range 0–32 767.

A value of zero (0) means no implicit CNOS exchange.

This parameter is required. The default is 128.

MAX_OUTGOING_COMPRESSION_LEVEL



The MAX_OUTGOING_COMPRESSION_LEVEL parameter keyword applies to Communications Server only.

Required?	Yes
Keyword Type	Enumerated
Default	NONE
Multiples Allowed?	No, only one for each MODE keyword

The MAX_OUTGOING_COMPRESSION_LEVEL parameter specifies the maximum compression level supported for data being sent from this node. The level of decompression specified must be less than or equal to the value specified on the MAX_COMPRESSION_LEVEL parameter on the NODE keyword. Valid values are:

- NONE** This node does not support compression.
- RLE** This node supports RLE compression.
- LZ9** This node supports RLE and LZ9 compression.
- LZ10** This node supports RLE, LZ9, and LZ10 compression.

Note: If compression is negotiated using a non-extended BIND, the compression level used is RLE.

This parameter is required. The default is NONE.

MAX_RU_SIZE_UPPER_BOUND

Required?	Yes
Keyword Type	Unsigned number
Default	4 096
Range	256–61 440
Multiples Allowed?	No, only one for each MODE keyword

The MAX_RU_SIZE_UPPER_BOUND parameter specifies the maximum size of the request/response units (RUs) sent and received on the sessions in this mode and is negotiated during session activation.

The value is an integer in the range 256–61 440.

This parameter is required. The default is 4 096.

MAX_RU_SIZE_UPPER_BOUND is ignored if the DEFAULT_RU_SIZE parameter is specified as 1.

MIN_CONWINNERS_SOURCE

Required?	Yes
Keyword Type	Unsigned number
Default	16
Range	0–32 767
Multiples Allowed?	No, only one for each MODE keyword

The MIN_CONWINNERS_SOURCE parameter specifies the minimum number of sessions that can be activated by a local logical unit (LU) using this mode to win a contention with a partner. When your workstation is the contention winner, it can allocate a conversation on that session without requesting permission from the partner LU to use the session. The number you enter must be less than or equal to the PLU_MODE_SESSION_LIMIT. The value is an integer in the range 0–32 767.

This parameter is required. The default is 16.

A value of zero (0) means no implicit change number of sessions (CNOS) exchange.

MODE_NAME

Required?	Yes
Keyword Type	String
Field Length	1–8
Multiples Allowed?	No, only one for each MODE keyword

The MODE_NAME parameter specifies the name of the mode to be used for the session.

This parameter is required.

MODE

MODE_NAME is a 1- to 8-byte SNA Type A character string. You can specify one of the following:

- BLANK
- #BATCH
- #BATCHSC
- #INTER
- #INTERSC
- QPCSUPP
- SNASVCMG
- A unique mode name for each mode you define. If you define your own mode name, valid characters are:
 - All blanks
 - The first character must be an uppercase alphabetic character (A-Z) or a special character (@, #, \$).
 - The remaining characters can be alphanumeric characters (A-Z, 0-9) or special characters (@, #, \$).

The mode name is used by the initiator of the session to designate the characteristics for the session allocated for the conversation. The mode defines a set of characteristics that can apply to one or more sessions. These characteristics include traffic-pacing values, message-length limits, synchronization point and cryptography options, and the class of service within the transport network.

PLU_MODE_SESSION_LIMIT

Required?	Yes
Keyword Type	Unsigned number
Default	32
Range	0–32 767
Multiples Allowed?	No, only one for each MODE keyword

The PLU_MODE_SESSION_LIMIT specifies the maximum number of concurrently active LU-LU sessions that a particular LU can support. The value is an integer in the range 0–32 767.

This parameter is required. The default is 32.

A value of zero (0) means no implicit change number of sessions (CNOS) exchange.

Notes:

1. Increase the number if your most important application programs are coming up too slowly.
2. Decrease the number to improve overall system response time.

RECEIVE_PACING_WINDOW

Required?	Yes
Keyword Type	Unsigned number
Default	1
Range	1-63
Multiples Allowed?	No, only one for each MODE keyword

The `RECEIVE_PACING_WINDOW` parameter indicates to the partner logical unit (LU) how many request units (RUs) it can send before receiving a pacing response. The value is an integer in the range 1-63. The value zero is not allowed.

This parameter is required. The default is 1.

Session pacing helps to prevent local buffers from overflowing. The receive pacing window size is the session pacing limit for sessions in this mode. The actual value used may be negotiated between the nodes when the session is started.

For fixed pacing, this value specifies the receive pacing window. For adaptive pacing, this value is used as an initial receive window size. Communications Server always uses adaptive pacing unless the adjacent node specifies that it does not support it.

Chapter 22. NODE

This chapter describes the parameter keywords and values you can specify for the NODE keyword.

Keyword Definition

Required?	No
Keyword Type	Complex
Multiples Allowed?	No

NODE Sample

The following is a sample of the NODE keyword:

```
NODE=(  
  ANYNET_SUPPORT=ACCESS_NODE  
  CP_ALIAS=NT265  
  DEFAULT_PREFERENCE=NATIVE  
  DISCOVERY_GROUP_NAME=<NONE>  
  DISCOVERY_SUPPORT=DISCOVERY_CLIENT  
  FQ_CP_NAME=USIBMNM.NT265  
  NODE_ID=05D00000  
  NODE_TYPE=END_NODE  
  REGISTER_WITH_CDS=1  
  REGISTER_WITH_NN=1  
)
```


NODE Parameter Keywords

ANYNET_SUPPORT

Required?	Yes
Keyword Type	Enumerated
Default	NONE
Multiples Allowed?	No

The ANYNET_SUPPORT parameter specifies the level of support for ANYNET provided by the node. Valid values are:

NODE

	ACCESS_NODE	This node supports AnyNet access node functions
	NONE	No AnyNet function supported. The DEFAULT_PREFERENCE parameter must be specified as NATIVE .
	ANYNET_SUPPORTED	No AnyNet function is supported. The DEFAULT_PREFERENCE parameter must be specified as NATIVE .
	GATEWAY	This node supports AnyNet Gateway functions. This value is only valid if the NODE_TYPE parameter is specified as NETWORK_NODE .

This parameter is required.

The default is **NONE**.

Note: The **ANYNET_SUPPORT** parameter cannot be set using the **SNA Node Configuration** application.

CP_ALIAS

Required?	No
Keyword Type	String
Field Length	1-8
Multiples Allowed?	No

The **CP_ALIAS** parameter specifies an alternate 1- to 8-byte name for the local CP. Local applications can use this name, instead of the fully qualified CP name, to refer to the local CP.

All eight characters must be specified. Valid characters are any locally displayable characters using the native encoding of the local system.

This parameter is optional.

Alias names are used for convenience of writing applications, such as transaction programs and management services programs. Local programs can use alias names instead of network names to refer to network resources, such as the local CP, a local LU, and a partner LU. Changes can be made to the network names of these resources without affecting the alias names. A network administrator can change the fully qualified name of a CP or LU, without affecting the local applications that use the alias names for these resources.

DEFAULT_PREFERENCE

Required?	Yes
Keyword Type	Enumerated
Default	NATIVE
Multiples Allowed?	No

The `DEFAULT_PREFERENCE` parameter specifies the type of routing that you want the node to use by default when initiating sessions to partner LUs for which `DEFAULT_PREFERENCE` is specified. Valid values are:

NATIVE

Use native (APPN) routing protocols only.

NONNATIVE

Use nonnative (AnyNet) protocols only.

Note: This value is only meaningful when an AnyNet DLC is available to the Node Operator Facility, and there is an AnyNet link station defined. (See Chapter 15, "LINK_STATION", on page 53).

NATIVE_THEN_NONNATIVE

Try native (APPN) protocols, and if the partner LU can not be located, retry session activation using nonnative (AnyNet) protocols.

Note: This value is only meaningful when an AnyNet DLC is available to the Node Operator Facility, and there is an AnyNet link station defined. (See Chapter 15, "LINK_STATION", on page 53).

NONNATIVE_THEN_NATIVE

Try nonnative (AnyNet) protocols, and if the partner LU can not be located, retry session activation using native (APPN) protocols.

Note: This value is only meaningful when an AnyNet DLC is available to the Node Operator Facility, and there is an AnyNet link station defined. (See Chapter 15, "LINK_STATION", on page 53).

This parameter is required. The default is `NATIVE`.

Note: The `DEFAULT_PREFERENCE` parameter cannot be set using the SNA Node Configuration application.

DISCOVERY_GROUP_NAME

Required?	No
Keyword Type	String
Field Length	1-8
Multiples Allowed?	No

The `DISCOVERY_GROUP_NAME` parameter specifies the group name to be used on discovery functions utilized by the node. `DISCOVERY_GROUP_NAME` is a 1- to 8-byte character string.

If you do not specify this parameter, the default group name is used.

This parameter is optional.

DISCOVERY_SUPPORT

Required?	Yes
Keyword Type	Enumerated
Default	DISCOVERY_CLIENT
Multiples Allowed?	No

The DISCOVERY_SUPPORT parameter specifies whether discovery functions are to be utilized by this node. Valid values are:

NO	No discovery functions are to be used by this node.
DISCOVERY_CLIENT	Discovery client function is used to try to dynamically configure and activate a link to a network node server when necessary. This value is only valid if the NODE_TYPE parameter is specified as END_NODE.
DISCOVERY_SERVER	Discovery server function is used to respond to searches from clients. This value is only valid if the NODE_TYPE parameter is specified as NETWORK_NODE.



This parameter is required. The default is DISCOVERY_CLIENT.

DLUR_SUPPORT

Required?	Yes
Keyword Type	Enumerated
Default	NORMAL
Default	MULTI_SUBNET
Multiples Allowed?	No



The DLUR_SUPPORT parameter specifies the level of support for DLUR provided by the node. Valid values are:

	MULTI_SUBNET	DLUR limited multi-subnet is supported. This value is only valid if the NODE_TYPE parameter is specified as END_NODE.
	NORMAL	DLUR full multi-subnet is supported.
	LIMITED	DLUR limited multi-subnet is supported.
	MULTI_SUBNET	DLUR full multi-subnet is supported.
	NO	DLUR is not supported.



The default is NORMAL.



The default is MULTI_SUBNET.

This parameter is required.

Note: The DLUR_SUPPORT parameter cannot be set using the **SNA Node Configuration** application.

FQ_CP_NAME

Required?	Yes
Keyword Type	String
Field Length	3–17
Multiples Allowed?	No

The FQ_CP_NAME parameter specifies the fully qualified node name of the control point.

The fully qualified CP name is a 17-byte character string. The fully qualified CP name consists of two parts: the network name and the CP name, concatenated with a period. The network name is a 1- to 8-byte SNA Type A character string. The CP name is a 1- to 8-byte SNA Type A character string. The fully qualified CP name is also known as the network qualified CP name.

This parameter is required.

MAX_LOCATES



The MAX_LOCATES parameter keyword applies to Communications Server only.

Required?	No
Keyword Type	Unsigned number
Multiples Allowed?	No

The MAX_LOCATES parameter specifies the maximum number of locates that the node can process simultaneously.

This parameter is optional.

MAX_LS_EXCEPTION_EVENTS



The MAX_LS_EXCEPTION_EVENTS parameter keyword applies to Communications Server only.

NODE

Required?	Yes
Keyword Type	Unsigned number
Default	200
Range	0-200
Multiples Allowed?	No

The `MAX_LS_EXCEPTION_EVENTS` parameter specifies the maximum number of `LS_EXCEPTION` entries recorded by the node.

The value is an integer in the range 0-200.

This parameter is required. The default is 200.

NODE_ID

Required?	Yes
Keyword Type	Hexadecimal string
Default	X'05D00000'
Field Length	1-8
Multiples Allowed?	No

The `NODE_ID` parameter specifies the ID of the node. This ID consists of a block ID of 3 hexadecimal characters and a PU ID of 5 hexadecimal characters.

This parameter is required. The default is X'05D00000'.

NODE_TYPE

Required?	Yes
Keyword Type	Enumerated
Default	END_NODE
Multiples Allowed?	No

The `NODE_TYPE` specifies the APPN node type of this node. Valid values are:



BRANCH_EXTENDER_NODE Defines this node as a branch extender node.

END_NODE Defines this node as an end node.

NETWORK_NODE Defines this node as a network node.

END_NODE is the required value for Personal Communications.



This parameter is required. The default is `END_NODE`.

REGISTER_WITH_CDS

Required?	Yes
Keyword Type	Boolean
Default	1
Multiples Allowed?	No

The REGISTER_WITH_CDS parameter specifies whether resources are registered with a central directory server.

If NODE_TYPE is specified as an END_NODE, valid values are:

- 0 The network node server is not allowed to register end node resources with a central directory server.
- 1 The network node server is allowed to register end node resources with a central directory server.





Note: The REGISTER_WITH_CDS parameter is ignored if REGISTER_WITH_NN is set to 0.

If NODE_TYPE is specified as a NETWORK_NODE, valid values are:

- 0 Local and domain resources can not be registered with a central directory server.
- 1 Local and domain resources can optionally be registered with a central directory server.

This parameter is required. The default is 1.

REGISTER_WITH_NN

Required?	Yes	
Keyword Type	Enumerated	
Keyword Type	Boolean	
Default	ALL	
Default	1	
Multiples Allowed?	No	

The REGISTER_WITH_NN parameter specifies whether resources are registered with the network node server.

NODE



REGISTER_WITH_NN is only valid if NODE_TYPE is specified as END_NODE or BRANCH_EXTENDER_NODE.

Valid values are:



ALL

- If NODE_TYPE=END_NODE, the network node server only forwards directed locates to the end node.
- If NODE_TYPE=BRANCH_EXTENDER_NODE, local LUs and LUs within the branch domain are registered with the network node server.

Note: LUs registered to a branch extender node from end nodes consider the local branch extender node to be the network node server.

LOCAL_ONLY

Only LUs resident on the local node are registered with the network node server. This value is only valid if NODE_TYPE is specified as BRANCH_EXTENDER_NODE.

NONE

- If NODE_TYPE=END_NODE, the network node server forwards all broadcast searches to the end node.
- If NODE_TYPE=BRANCH_EXTENDER_NODE, no LU resources are registered with the network node server.



0 Resources are not registered with the network node server.

1 Resources are registered with the network node server.



The default is ALL.



The default is 1.

This parameter is required.

SEND_TERM_SELF



The SEND_TERM_SELF parameter keyword applies to Communications Server only.

Required?	Yes
Keyword Type	Boolean
Default	0
Multiples Allowed?	No

The SEND_TERM_SELF parameter specifies how host LU sessions for LUs configured as displays or printers are terminated after a connection disconnect.

- 0 Host LU sessions are terminated by sending an UNBIND to the host.
 Sending an UNBIND to the host terminates the session without cleaning up all host resources. Depending on the host application, UNBIND enables the user to recover at the point of termination. A subsequent logon to the host might recover the host application data. This enables host applications to handle unsolicited disconnections without losing session data, but uses additional host resources to save the status.
- 1 Host LU sessions are terminated by sending an TERM-SELF to the host.
 Sending a TERM-SELF to the host cleans up host resources before the host sends an UNBIND to the workstation. This frees host resources such that a user cannot recover from the termination point. Host resources are freed and can be reused. This termination type should be used when host applications are to be stopped completely and recovery from a termination point is not possible.

This parameter is required. The default is 0.

TP_SECURITY_BEHAVIOR

Required?	No
Keyword Type	Enumerated
Default	VERIFY_EVEN_IF_NOT_DEFINED
Multiples Allowed?	No

The TP_SECURITY_BEHAVIOR parameter enables you to determine how the node is to handle security information present in the ATTACH if the TP is not configured for security.

IGNORE_IF_NOT_DEFINED

If security parameters are present in the ATTACH, ignore them if the TP is not configured for security.

VERIFY_EVEN_IF_NOT_DEFINED

If security parameters are present in the ATTACH, verify them even if the TP is not configured for security. This is the default.

NODE

Chapter 23. PARTNER_LU

This chapter describes the parameter keywords and values you can specify for the PARTNER_LU keyword.

Keyword Definition

Required?	No
Keyword Type	Complex
Key Name	FQ_PLU_NAME
Multiples Allowed?	Yes, but each PARTNER_LU keyword must have a unique FQ_PLU_NAME parameter

PARTNER_LU Sample

The following is a sample of the PARTNER_LU keyword:

```
PARTNER_LU=(  
  FQ_PLU_NAME=USIBMM.DLURSRV  
  CONV_SECURITY_VERIFICATION=1  
  MAX_MC_LL_SEND_SIZE=32767  
  PARALLEL_SESSION_SUPPORT=1  
  PARTNER_LU_ALIAS=DLURSRV  
  PREFERENCE=USE_DEFAULT_PREFERENCE  
)
```

PARTNER_LU Parameter Keywords

ADJACENT_CP_NAME

Required?	No
Keyword Type	String
Field Length	3–17
Multiples Allowed?	No, only one for each PARTNER_LU keyword

The ADJACENT_CP_NAME parameter is the name of the CP directly connected to your workstation across this link.

The fully qualified adjacent CP name is a 17-byte character string. The fully qualified adjacent CP name consists of two parts: the network name and the CP name, concatenated with a period. The network name is a 1- to 8-byte SNA Type A character string. The CP name is a 1- to 8-byte SNA Type A character string. The fully qualified CP name is also known as the network qualified CP name.

This parameter is optional.

CONV_SECURITY_VERIFICATION

Required?	No
Keyword Type	Boolean
Default	1
Multiples Allowed?	No, only one for each PARTNER_LU keyword

The CONV_SECURITY_VERIFICATION parameter specifies whether the partner LU is authorized to validate user IDs on behalf of local LUs; that is, whether the partner LU can set the already verified indicator in an Attach request. Valid values are:

- 0** The partner LU is not authorized to validate user IDs on behalf of local LUs.
- 1** The partner LU is authorized to validate user IDs on behalf of local LUs.

This parameter is optional. The default is 1.

FQ_PLU_NAME

Required?	Yes
Keyword Type	String
Field Length	3–17
Multiples Allowed?	No, only one for each PARTNER_LU keyword

The FQ_PLU_NAME parameter specifies the fully qualified name of the partner LU.

The fully qualified partner LU name is a 17-byte character string. The fully qualified partner LU name consists of two parts: the network name and the LU name, concatenated with a period. The network name is a 1- to 8-byte SNA Type A character string. The LU name is a 1- to 8-byte SNA Type A character string. The fully qualified LU name is also known as the network qualified LU name.

This parameter is required.

MAX_MC_LL_SEND_SIZE

Required?	No
Keyword Type	Unsigned number
Default	32 767
Range	1–32 767
Multiples Allowed?	No, only one for each PARTNER_LU keyword

The MAX_MC_LL_SEND_SIZE parameter specifies the maximum size of line length (LL) records sent by and received by mapped conversation services at the partner LU.

The value is an integer in the range of 1–32 767.

This parameter is optional. The default is 32 767.

The maximum line length (LL) record size is the maximum size of the logical record in the data stream for basic conversations. Basic conversations allow programs to exchange data in a standardized format. This format is a stream of data containing 2-byte length fields (referred to as LLs) that specify the amount of data to follow before the next length field.

PARALLEL_SESSION_SUPPORT

Required?	No
Keyword Type	Boolean
Default	1
Multiples Allowed?	No, only one for each PARTNER_LU keyword

The PARALLEL_SESSION_SUPPORT parameter specifies whether the partner LU supports parallel sessions. Valid values are:

- 0** The partner LU does not support parallel sessions.
- 1** The partner LU does support parallel sessions.

This parameter is optional. The default is 1.

The parallel session support specifies whether the partner LU supports two or more currently active sessions between the same two LUs using different pairs of network addresses or session identifiers.

PARTNER_LU_ALIAS

Required?	No
Keyword Type	String
Field Length	1–8
Multiples Allowed?	No, only one for each PARTNER_LU keyword

The PARTNER_LU_ALIAS parameter specifies an alternate 1- to 8-byte name for the partner LU. Local applications can use this name, instead of the fully qualified LU name, to refer to the partner LU.

All eight characters must be specified. Valid characters are any locally displayable characters using the native encoding of the local system.

Do not specify this parameter for a partner LU that has no alias associated with it.

This parameter is optional.

Alias names are used for convenience of writing applications, such as transaction programs and management services programs. Local programs can use alias names instead of network names to refer to network resources, such as the local CP, a

local LU, and a partner LU. Changes can be made to the network names of these resources without affecting the alias names. A network administrator can change the fully qualified name of a CP or LU without affecting the local applications that use the alias names for these resources.

PREFERENCE

Required?	Yes
Keyword Type	Enumerated
Default	USE_DEFAULT_PREFERENCE
Multiples Allowed?	No, only one for each PARTNER_LU keyword

The PREFERENCE parameter specifies the type of routing that you want the node to use by default. Valid values are:

NATIVE

Use native (APPN) routing protocols only.

NONNATIVE

Use nonnative (AnyNet) protocols only.

Note: This value is only meaningful when an AnyNet DLC is available to the Node Operator Facility, and there is an AnyNet link station defined. (See Chapter 15, "LINK_STATION", on page 53).

NATIVE_THEN_NONNATIVE

Try native (APPN) protocols, and if the partner LU can not be located, retry session activation using nonnative (AnyNet) protocols.

Note: This value is only meaningful when an AnyNet DLC is available to the Node Operator Facility, and there is an AnyNet link station defined. (See Chapter 15, "LINK_STATION", on page 53).

NONNATIVE_THEN_NATIVE

Try nonnative (AnyNet) protocols, and if the partner LU can not be located, retry session activation using native (APPN) protocols.

Note: This value is only meaningful when an AnyNet DLC is available to the Node Operator Facility, and there is an AnyNet link station defined. (See Chapter 15, "LINK_STATION", on page 53).

USE_DEFAULT_PREFERENCE

Use the default preference defined when the node was started. (This can be recalled by QUERY_NODE.)

This parameter is required. The default is USE_DEFAULT_PREFERENCE.

Note: The PREFERENCE parameter cannot be set using the SNA Node Configuration application.

Chapter 24. PORT

This chapter describes the parameter keywords and values you can specify for the PORT keyword.

The PORT keyword should contain one of the PORT_*_SPECIFIC_DATA_ keywords. Which PORT_*_SPECIFIC_DATA keyword to use is dependent on the value of DLC_NAME. For example, a PORT keyword with DLC_NAME=LAN should include a PORT_LAN_SPECIFIC_DATA keyword.

OEM port specific data for an OEM communications device is not configurable through the ASCII configuration.

Keyword Definition

Required?	No
Keyword Type	Complex
Key Name	PORT_NAME
Multiples Allowed?	Yes, but each PORT keyword must have a unique PORT_NAME parameter

PORT Samples

The following are samples of the PORT keyword:

```
PORT=(
  PORT_NAME=ANYNET
  DLC_NAME=ANYNET
  IMPLICIT_DEACT_TIMER=0
  IMPLICIT_DSPU_SERVICES=NONE
  IMPLICIT_HPR_SUPPORT=0
  IMPLICIT_LIMITED_RESOURCE=NO
  MAX_IFRM_RCVD=127
  MAX_RCV_BTU_SIZE=9216

  PORT_TYPE=SATF
)
PORT=(
  PORT_NAME=LAN0_04
  DLC_DATA=000000000000004
  DLC_NAME=LAN
  IMPLICIT_DEACT_TIMER=0
  IMPLICIT_DSPU_SERVICES=NONE
  IMPLICIT_HPR_SUPPORT=1
  IMPLICIT_LIMITED_RESOURCE=NO
  MAX_IFRM_RCVD=8
  MAX_RCV_BTU_SIZE=65535

  PORT_TYPE=SATF
  PORT_LAN_SPECIFIC_DATA=(
    ACK_DELAY=100
    ACK_TIMEOUT=1000
    ADAPTER_ID=LAN0
    ADAPTER_NAME=0000
    BUSY_STATE_TIMEOUT=15
    IDLE_STATE_TIMEOUT=30
    OUTSTANDING_TRANSMITS=16
```

PORT

```
POLL_TIMEOUT=3000
REJECT_RESPONSE_TIMEOUT=10
TEST_RETRY_INTERVAL=8
TEST_RETRY_LIMIT=5
XID_RETRY_INTERVAL=8
XID_RETRY_LIMIT=5
)
```

PORT Parameter Keywords

ACTIVATION_DELAY_TIMER

Required?	No
Keyword Type	Unsigned number
Range	0-3 600
Multiples Allowed?	No, only one for each PORT keyword

The ACTIVATION_DELAY_TIMER parameter specifies the seconds between automatic retry attempts, and between application-driven activation attempts if the DELAY_APPLICATION_RETRIES parameter is specified.

The value is an integer in the range of 0-3 600. If 0 is specified, a default value of 30 seconds is used.

This parameter is optional.

COST_PER_BYTE



The COST_PER_BYTE parameter keyword applies to Communications Server only.

Required?	No
Keyword Type	Unsigned number
Range	0-255
Multiples Allowed?	No, only one for each PORT keyword

The COST_PER_BYTE parameter specifies the default cost per byte for this port.

The value is an integer in the range 0-255.

This parameter is optional.

Note: The COST_PER_BYTE parameter cannot be set using the SNA Node Configuration application.

COST_PER_CONNECT_TIME



The COST_PER_CONNECT_TIME parameter keyword applies to Communications Server only.

Required?	No
Keyword Type	Unsigned number
Range	0–255
Multiples Allowed?	No, only one for each PORT keyword

The `COST_PER_CONNECT_TIME` parameter specifies the default cost per connect time for this port.

The value is an integer in the range 0-255.

This parameter is optional.

Note: The `COST_PER_CONNECT_TIME` parameter cannot be set using the SNA Node Configuration application.

DEFAULT_TG_CHARS



The `DEFAULT_TG_CHARS` parameter keyword applies to Communications Server only.

Required?	No
Keyword Type	Complex
Multiples Allowed?	No, only one for each PORT keyword

The `DEFAULT_TG_CHARS` parameter is a complex keyword comprised of the following parameter keywords:

- `COST_PER_BYTE`
- `COST_PER_CONNECT_TIME`
- `EFFECTIVE_CAPACITY`
- `PROPAGATION_DELAY`
- `SECURITY`
- `USER_DEFINED_1`
- `USER_DEFINED_2`
- `USER_DEFINED_3`

See the descriptions of the parameter keywords to define the `DEFAULT_TG_CHARS` parameter.

Note: The `DEFAULT_TG_CHARS` parameter cannot be set using the SNA Node Configuration application.

DELAY_APPLICATION_RETRIES

Required?	No
Keyword Type	Boolean
Multiples Allowed?	No, only one for each PORT keyword

PORT

The `DELAY_APPLICATION_RETRIES` parameter specifies whether link activation retries initiated by applications are delayed by the value specified for the `ACTIVATION_DELAY_TIMER` parameter. Valid values are:

- 0 Link activation retries initiated by applications are not delayed.
- 1 Link activation retries initiated by applications are delayed.

This parameter is optional.

DLC_DATA

The `DLC_DATA` parameter specifies information specific to the DLC you are using.

For information on defining the `DLC_DATA` parameter for the DLC, see the following sections:

- Appendix C, “LAN-Specific Data”, on page 191
- Appendix D, “OEM-Specific Data”, on page 201
- Appendix E, “SDLC-Specific Data”, on page 209
- Appendix G, “X.25-Specific Data”, on page 229

DLC_NAME

The `DLC_NAME` parameter specifies the communication adapter or protocol you are using.

For information on defining the `DLC_NAME` parameter, see the following sections:

- Appendix A, “AnyNet-Specific Data”, on page 181
- Appendix B, “EE-Specific Data”, on page 183
- Appendix C, “LAN-Specific Data”, on page 191
- Appendix D, “OEM-Specific Data”, on page 201
- Appendix E, “SDLC-Specific Data”, on page 209
- Appendix G, “X.25-Specific Data”, on page 229

EFFECTIVE_CAPACITY



The `EFFECTIVE_CAPACITY` parameter keyword applies to Communications Server only.

Required?	No
Keyword Type	Unsigned number
Multiples Allowed?	No, only one for each PORT keyword

The `EFFECTIVE_CAPACITY` parameter specifies the default units of effective capacity for this port. The value is encoded as a 1-byte floating-point number, represented by the following formula:

$$0.1 \text{ mmm} * 2 \text{ eeeee}$$

where the bit representation of the byte is *eeeeemmm*. Each unit of effective capacity is equal to 300 bits per second.

This parameter is optional.

Note: The EFFECTIVE_CAPACITY parameter cannot be set using the SNA Node Configuration application.

IMPLICIT_BRANCH_EXTENDER_LINK



The IMPLICIT_BRANCH_EXTENDER_LINK parameter keyword applies to Communications Server only.

Required?	No
Keyword Type	Boolean
Default	0
Multiples Allowed?	No, only one for each PORT keyword

The IMPLICIT_BRANCH_EXTENDER_LINK parameter specifies whether incoming calls are designated as branch extender links. Valid values are:

- 0** The incoming calls are treated as normal links.
- 1** The incoming call is treated as a branch extender link. The link connects to another network from this local branch network. This value is only valid if the incoming call is from an end node.

Note: Incoming calls from network nodes are always treated as branch extender links, if NODETYPE=BRANCH_EXTENDER_NODE is specified for the local node.

This parameter is optional. The default is 0.

Note: The IMPLICIT_BRANCH_EXTENDER_LINK parameter cannot be set using the SNA Node Configuration application.

IMPLICIT_CP_CP_SESS_SUPPORT

Required?	No
Keyword Type	Boolean
Multiples Allowed?	No, only one for each PORT keyword

The IMPLICIT_CP_CP_SESS_SUPPORT parameter specifies whether CP-CP sessions are permitted for implicit link stations off this port. Valid values are:

- 0** CP-CP sessions are not permitted.
- 1** CP-CP sessions are permitted.







For a multipath channel (MPC) DLC, IMPLICIT_CP_CP_SESS_SUPPORT must be specified as 1.

This parameter is optional.

Note: The IMPLICIT_CP_CP_SESS_SUPPORT parameter cannot be set using the SNA Node Configuration application.

IMPLICIT_DEACT_TIMER

Required?	No	
Keyword Type	Unsigned number	
Default	10	
Default	600	
Range	0–1 000	
Range	0–60 000	
Multiples Allowed?	No, only one for each PORT keyword	

The IMPLICIT_DEACT_TIMER parameter specifies the time, in seconds, that this link can be idle before it automatically deactivates.

The implicit link deactivation timer is only used when IMPLICIT_LIMITED_RESOURCE is specified as INACTIVITY or YES.



The value is an integer in the range of 0–10 000 seconds. The default is 10 seconds.



The value is an integer in the range of 0–60 000 seconds. The default is 600 seconds.

This parameter is optional.

IMPLICIT_DSPU_SERVICES

Required?	Yes
Keyword Type	Enumerated
Default	NONE
Multiples Allowed?	No, only one for each PORT keyword

The IMPLICIT_DSPU_SERVICES parameter specifies the services the local node provides to the downstream PU across implicit links activated on this port. Valid values are:

DLUR	The local node provides DLUR services for the downstream PU (using the default DLUS specified on the DLUR_DEFAULTS keyword).
NONE	The local node provides no services for the downstream PU.

PU_CONCENTRATION The local node provides PU concentration for the downstream PU (and puts definitions in place as specified by the DSPU template named on the **IMPLICIT_DSPU_TEMPLATE** keyword.

This parameter is required. The default is NONE.

Note: The **IMPLICIT_DSPU_SERVICES** parameter cannot be set using the SNA Node Configuration application.

IMPLICIT_DSPU_TEMPLATE

Required?	No
Keyword Type	String
Field Length	1-8
Multiples Allowed?	No, only one for each PORT keyword

The **IMPLICIT_DSPU_TEMPLATE** parameter specifies the 1- to 8-byte name of the DSPU template, defined on the **DSPU_TEMPLATE** keyword, which is used for definitions if the local node is to provide PU concentration for an implicit link activated on this port. If the specified template does not exist (or is already at its instance limit) when the link is activated, activation fails.

If the **IMPLICIT_DSPU_SERVICES** parameter is not set to **PU_CONCENTRATION**, this field is ignored.

All eight characters must be specified. Valid characters are any locally displayable characters using the native encoding of the local system.

This parameter is optional.

Note: The **IMPLICIT_DSPU_TEMPLATE** parameter cannot be set using the SNA Node Configuration application.

IMPLICIT_HPR_SUPPORT

Required?	No
Keyword Type	Boolean
Multiples Allowed?	No, only one for each PORT keyword

The **IMPLICIT_HPR_SUPPORT** parameter specifies whether HPR should be supported on implicit links. Valid values are:

- 0 HPR should not be supported on implicit links.
- 1 HPR should be supported on implicit links.



For the Enterprise Extender (EE) DLC or a multipath channel (MPC) DLC, **IMPLICIT_HPR_SUPPORT** must be specified as 1.



For the Enterprise Extender (EE) DLC, **IMPLICIT_HPR_SUPPORT** must be specified as 1.

IMPLICIT_LIMITED_RESOURCE

Required?	No
Keyword Type	Enumerated
Multiples Allowed?	No, only one for each PORT keyword

The IMPLICIT_LIMITED_RESOURCE parameter specifies whether implicit link stations off this port should be deactivated when there are no sessions using the link. Valid values are:

- INACTIVITY** Implicit links are a limited resource and are deactivated automatically when no active sessions are using them, or when no data has followed on the link for the time period specified by the IMPLICIT_DEACT_TIMER parameter.
- NO** Implicit links are not limited resources and are not deactivated automatically.
- YES** Implicit links are a limited resource and are deactivated automatically when no active sessions are using them, or when no data has followed on the link for the time period specified by the IMPLICIT_DEACT_TIMER parameter.



For a multipath channel (MPC) DLC, IMPLICIT_LIMITED_RESOURCE must be specified as NO.

This parameter is optional.

IMPLICIT_LINK_LVL_ERROR

Required?	No
Keyword Type	Boolean
Multiples Allowed?	No, only one for each PORT keyword

The IMPLICIT_LINK_LVL_ERROR parameter specifies whether HPR traffic should be sent on implicit links using link-level error recovery.

Note: The IMPLICIT_LINK_LVL_ERROR parameter is ignored if IMPLICIT_HPR_SUPPORT is set to 0.

Valid values are:

- 0 Do not route HPR traffic on implicit links using link-level error recovery.
- 1 Route HPR traffic on implicit links using link-level error recovery.

Note: The IMPLICIT_LINK_LVL_ERROR parameter cannot be set using the SNA Node Configuration application.

LINK_STATION_ROLE

Required?	No
Keyword Type	Enumerated
Default	NEGOTIABLE
Multiples Allowed?	No, only one for each PORT keyword

The LINK_STATION_ROLE parameter defines the responsibility that the link station has for controlling the communication with its adjacent link stations. Valid values are:

NEGOTIABLE	When the connection is established, the local link station becomes either a primary or secondary link station.
PRIMARY	The primary link station controls the conversation on the link.
SECONDARY	The secondary link station must wait to be polled by the primary link station before data is sent.

This parameter is optional.

The default is NEGOTIABLE.

Notes:

1. If DLC_NAME is specified as TWINAX, only SECONDARY is valid.
2. If DLC_NAME is specified as ANYNET, and LS_NAME on the LINK_STATION keyword is \$ANYNET\$, PRIMARY is not valid.

MAX_ACTIVATION_ATTEMPTS

Required?	No
Keyword Type	Unsigned number
Range	0-127
Multiples Allowed?	No, only one for each PORT keyword

The MAX_ACTIVATION_ATTEMPTS parameter specifies the number of retry attempts allowed when the remote node is not responding or the port is inactive. The attempts include both automatic retries and application-driven activation attempts. When this limit is reached, no further activation retries are attempted. The number of retries attempted is reset by a successful activation, or when a link station, port, or DLC is deactivated.

The value is an integer in the range of 0-127. A zero means no limit.

This parameter is optional.

This parameter is ignored unless the LINK_STATION keyword referencing this port specifies MAX_ACTIVATION_ATTEMPTS=-1 and one of the following parameters on the LINK_STATION keyword is specified:

- DELAY_APPLICATION_RETRIES

- INHERIT_PORT_RETRY_PARMs
- RETRY_LINK_ON_DISCONNECT
- RETRY_LINK_ON_FAILED_START
- RETRY_LINK_ON_FAILURE

MAX_IFRM_RCVD

Required?	No
Keyword Type	Unsigned number
Range	0–127
Multiples Allowed?	No, only one for each PORT keyword



The MAX_IFRM_RCVD parameter determines the maximum number of I-frames that can be received by the local link stations before an acknowledgment is sent.

The value is an integer in the range of 0-127 frames.

This parameter is optional.

Note: The MAX_IFRM_RCVD parameter cannot be set using the SNA Node Configuration application.

MAX_RCV_BTU_SIZE

Required?	No	
Keyword Type	Unsigned number	
Range	No defined range.	
Range	99–32 767	
Multiples Allowed?	No, only one for each PORT keyword	

The MAX_RCV_BTU_SIZE parameter specifies the maximum BTU size that can be received. If implicit HPR-capable links are not supported on the port, this must be set to a value greater than or equal to 99. If implicit HPR-capable links are supported on the port, this must be set to a value greater than or equal to 768. If this port is for the AnyNet DLC, you must use **9 216**.



For a multipath channel (MPC) DLC, MAX_RCV_BTU_SIZE should be specified as 32 768 to allow the DLC to determine the size.



There is no defined range.



The value is an integer in the range of 99–32 767.

This parameter is optional.

Note: The MAX_RCV_BTU_SIZE parameter cannot be set using the SNA Node Configuration application.

PORT_NAME

Required?	Yes
Keyword Type	String
Field Length	1–8
Multiples Allowed?	No, only one for each PORT keyword

The PORT_NAME parameter specifies the 1- to 8-byte name of the port associated with the link station.

All eight characters must be specified. Valid characters are any locally displayable characters.

For the Enterprise Extender (EE) DLC, PORT_NAME should be *IBMEEDLC*.

This parameter is required.

Note: The PORT_NAME specified on the PORT keyword must match the PORT_NAME defined by the LINK_STATION keyword.

PORT_TYPE

Required?	No
Keyword Type	Enumerated
Multiples Allowed?	No, only one for each PORT keyword

The PORT_TYPE parameter specifies the type of line used by the port. Valid values are:

NONSWITCHED	Connections are using leased, direct point-to-point connections. Nonswitched routes are statically defined by the direct line between the two end nodes of the connection.
SATF	Connections are using shared access transport facility (SATF). SATF describes a network transport with shared contention-based or token-based access, such as Ethernet or token-ring. Typically, SATF networks are called local area networks (LAN).
SWITCHED	Connections are using dial-up services, requiring the use of a modem, a packet switched network (such as a long distance telephone network), and

remote dial-up addressing (such as a telephone number). Switched routes are dynamically determined at runtime through the packet switched network.

This parameter is optional.

Notes:

1. If this parameter is specified as SATE, the LS_ROLE parameter must be specified as NEGOTIABLE.
2. The PORT_TYPE parameter cannot be set using the SNA Node Configuration application.

PROPAGATION_DELAY



The PROPAGATION_DELAY parameter keyword applies to Communications Server only.

Required?	No
Keyword Type	Enumerated
Multiples Allowed?	No, only one for each PORT keyword

The PROPAGATION_DELAY parameter specifies the default time it takes for a signal to travel the length of the link, in microseconds, for this port. The value is encoded as a 1-byte floating-point number, represented by the following formula:

$$0.1 \text{ mmm} * 2 \text{ eeeee}$$

where the bit representation of the byte is *eeeeemmm*.

Valid values are:

LAN	Less than 480 microseconds delay.
MAXIMUM	Maximum propagation delay.
MINIMUM	No propagation delay.
PKT_SWITCHED_NET	Between 49 512 and 245 760 microseconds delay.
SATELLITE	Longer than 245 760 microseconds delay.
TELEPHONE	Between 480 and 49 512 microseconds delay.

This parameter is optional.

Note: The PROPAGATION_DELAY parameter cannot be set using the SNA Node Configuration application.

RETRY_LINK_ON_DISCONNECT

Required?	No
Keyword Type	Boolean
Multiples Allowed?	No, only one for each PORT keyword

The `RETRY_LINK_ON_DISCONNECT` parameter specifies whether link activation is retried when the link is stopped normally by the remote node. Valid values are:

- 0 Link activation is not retried.
- 1 Link activation is retried.

This parameter is optional.

RETRY_LINK_ON_FAILED_START

Required?	No
Keyword Type	Boolean
Multiples Allowed?	No, only one for each PORT keyword

The `RETRY_LINK_ON_FAILED_START` parameter specifies whether link activation is retried if no response is received from the remote node when activation is attempted. If the port is inactive when activation is attempted, an attempt is made to activate it. Valid values are:

- 0 Link activation is not retried.
- 1 Link activation is retried.

This parameter is optional.

RETRY_LINK_ON_FAILURE

Required?	No
Keyword Type	Boolean
Multiples Allowed?	No, only one for each PORT keyword

The `RETRY_LINK_ON_FAILURE` parameter specifies whether link activation is retried if the link fails while in an active or pending active state. If the port fails, an attempt is made to activate it. Valid values are:

- 0 Link activation is not retried.
- 1 Link activation is retried.

This parameter is optional.

PORT_LAN_SPECIFIC_DATA

For information on defining the parameters for the `PORT_LAN_SPECIFIC_DATA` parameter, see Appendix C, “LAN-Specific Data”, on page 191.

PORT_OEM_SPECIFIC_DATA

For information on defining the parameters for the `PORT_OEM_SPECIFIC_DATA` parameter for the Enterprise Extender (EE) DLC or an OEM DLC, see the following sections:

- Appendix B, “EE-Specific Data”, on page 183
- Appendix D, “OEM-Specific Data”, on page 201

PORT

PORT_SDLC_SPECIFIC_DATA

For information on defining the parameters for the PORT_SDLC_SPECIFIC_DATA parameter, see Appendix E, “SDLC-Specific Data”, on page 209.

PORT_TWINAX_SPECIFIC_DATA

For information on defining the parameters for the PORT_TWINAX_SPECIFIC_DATA parameter, see Appendix F, “Twinaxial-Specific Data”, on page 225.

PORT_X25_SPECIFIC_DATA

For information on defining the parameters for the PORT_X25_SPECIFIC_DATA parameter, see Appendix G, “X.25-Specific Data”, on page 229.

SECURITY



The SECURITY parameter keyword applies to Communications Server only.

Required?	No
Keyword Type	Enumerated
Multiples Allowed?	No, only one for each PORT keyword

The SECURITY parameter specifies the default type of security used for transmission of data over the connection for this port. Valid values are:

ENCRYPTED

There is encryption over the line.

GUARDED_CONDUIT

The conduit is protected against physical tapping.

GUARDED_RADIATION

The line is protected against physical and radiation tapping.

NONSECURE

No security exists.

PUBLIC_SWITCHED_NETWORK

Data is transmitted over a public switched network.

SECURE_CONDUIT

The line is a secure conduit that is not guarded.

UNDERGROUND_CABLE

Data is transmitted over a secure underground cable.

This parameter is optional.

USER_DEFINED_1



The USER_DEFINED_1 parameter keyword applies to Communications Server only.

Required?	No
Keyword Type	Unsigned number
Multiples Allowed?	No, only one for each PORT keyword

The USER_DEFINED_1 parameter specifies the default maximum limit for a user defined parameter for this port.

This parameter is optional.

USER_DEFINED_2



The USER_DEFINED_2 parameter keyword applies to Communications Server only.

Required?	No
Keyword Type	Unsigned number
Multiples Allowed?	No, only one for each PORT keyword

The USER_DEFINED_2 parameter specifies the default maximum limit for a user defined parameter for this port.

This parameter is optional.

USER_DEFINED_3



The USER_DEFINED_3 parameter keyword applies to Communications Server only.

Required?	No
Keyword Type	Unsigned number
Multiples Allowed?	No, only one for each PORT keyword

The USER_DEFINED_3 parameter specifies the default maximum limit for a user defined parameter for this port.

This parameter is optional.

Chapter 25. SPLIT_STACK



This chapter describes the parameter keywords and values you can specify for the SPLIT_STACK keyword.

Keyword Definition

Required?	No
Keyword Type	Complex
Multiples Allowed?	No

SPLIT_STACK Sample

The following is a sample of the SPLIT_STACK keyword:

```
SPLIT_STACK=(  
    STARTUP=1  
)
```

SPLIT_STACK Parameter Keywords

POOL_NAME

Required?	No
Keyword Type	String
Field Length	1-8
Multiples Allowed?	No

The POOL_NAME parameter specifies the 1- to 8-character default pool name from which SNA API clients obtain available LU 0 to 3 LUs if an explicit one is not required. If one is specified, all new host LUs created are added to this pool by default. Valid values are:

- The first character must be an uppercase alphabetic character (A-Z) or a special character (@, #, \$).
- The remaining characters can be alphanumeric characters (A-Z, 0-9) or special characters (@, #, \$).

This parameter is optional.

STARTUP

Required?	Yes
Keyword Type	Boolean
Default	1
Multiples Allowed?	No

SPLIT_STACK

The `STARTUP` parameter specifies whether LU 6.2 sessions can be configured for a remote client at run time. Valid values are:

- 0** LU 6.2 sessions can still be configured for a remote client, but can not be established at run time.
- 1** LU 6.2 sessions can be configured and established for a remote client.

This parameter is required. The default is 1.

Chapter 26. TN3270E_DEF



This chapter describes the parameter keywords and values you can specify for the TN3270E_DEF keyword.

Keyword Definition

Required?	No
Keyword Type	Complex
Multiples Allowed?	No

TN3270E_DEF Sample

The following is a sample of the TN3270E_DEF keyword:

```
TN3270E_DEF=(  
  AUTO_LOGOFF=1  
  DEFAULT_POOL_NAME=POOL1  
  FREQUENCY=60  
  KEEPALIVE_TYPE=TN_NOP  
  LOGOFF=30  
  TIMER=10  
)
```

TN3270E_DEF Parameter Keywords

AUTO_LOGOFF

Required?	Yes
Keyword Type	Boolean
Default	0
Multiples Allowed?	No

The AUTO_LOGOFF parameter specifies whether the connection is automatically terminated when the value of the LOGOFF parameter is reached. Valid values are:

- 0 The connection is not terminated.
- 1 The connection is terminated.

This parameter is required. The default is 0.

DEFAULT_POOL_NAME

Required?	No
Keyword Type	String
Field Length	1-8
Multiples Allowed?	No

The `DEFAULT_POOL_NAME` parameter identifies the name of the pool of unassigned workstations or pool of implicit workstations that is used when the TN3270 client does not specify an LU name. The name of the pool is a 1- to 8-byte character string.

This parameter is optional.

DEFAULT_PRINTER_POOL_NAME

Required?	No
Keyword Type	String
Field Length	1-8
Multiples Allowed?	No

The `DEFAULT_PRINTER_POOL_NAME` parameter identifies the name of the pool of unassigned printers or pool of implicit printers that is used when the TN3270 client does not specify an LU name. The name of the pool is a 1- to 8-byte character string.

This parameter is optional.

ENABLE_FILTERING

Required?	Yes
Keyword Type	Boolean
Default	0
Multiples Allowed?	No

The `ENABLE_FILTERING` parameter specifies whether TN3270E filtering is enabled. Valid values are:

- 0 TN3270E filtering is not enabled. Any TCP/IP workstation is granted access to available host resources (that is, those host resources which have been defined as TN3270E resources).
- 1 TN3270E filtering is enabled. Only TCP/IP workstations matching the IP address and subnet mask of at least one of the filter definitions are allowed access to the host resources defined in the appropriate filters.

This parameter is required. The default is 0.

FILTER_PREFERENCE

Required?	No
Keyword Type	Enumerated
Default	HOSTNAME_FIRST
Multiples Allowed?	No

The `FILTER_PREFERENCE` parameter specifies the filter record processing order used when determining a match with an incoming client request. Valid values are:

HOSTNAME_FIRST

Specifies that all filters specifying either a TCP/IP host name or domain name should be processed and checked against the client's hostname or domain name before processing filters specifying a TCP/IP address.

IP_ADDR_FIRST

Specifies that all filters specifying a TCP/IP address should be processed before processing filters specifying either a host name or domain name.

This parameter is optional. The default is HOSTNAME_FIRST.

FREQUENCY

Required?	Yes
Keyword Type	Unsigned number
Default	60
Range	1–65 535
Multiples Allowed?	No

The FREQUENCY parameter specifies the seconds to wait after data has been sent or received on a connection before beginning keepalive detection. Choosing a high number means that the connections are checked less often and the resulting network traffic is reduced. Choosing a low frequency means that the connections are checked more frequently and connections are freed more rapidly.

The value is an integer in the range 1–65 535.

This parameter is required. The default is 60.

KEEPALIVE_TYPE

Required?	Yes
Keyword Type	Enumerated
Default	TN_NONE
Multiples Allowed?	No

The KEEPALIVE_TYPE parameter specifies the method used to free connections. Valid values are:

TN_NONE	Do not use either the TN_NOP nor the TN_TIMING_MARK methods to free connections.
TN_NOP	Use if it is not necessary to free connections after a specific amount of time. Detection and freeing of the connection take an unpredictable amount of time. When the time specified on the FREQUENCY parameter is reached, the connection is tested to see if it is broken.
TN_TIMING_MARK	Use if it is necessary to define when connections are freed and additional traffic on the network is acceptable. Detection and freeing of the connection

take place as specified by the TIMER parameter. When the specified time is reached and the client has not responded, the connection is freed.

This parameter is required. The default is TN_NONE.

LOGOFF

Required?	Yes
Keyword Type	Unsigned number
Default	30
Range	1–65 535
Multiples Allowed?	No

The LOGOFF parameter specifies the amount of idle time to allow before a session is disconnected. This parameter is only valid if the AUTO_LOGOFF parameter is specified as AUTO_LOGOFF=1.

The value is an integer in the range 1–65 535.

This parameter is required. The default is 30.

LU_TAKEOVER

Required?	Yes
Keyword Type	Boolean
Default	0
Multiples Allowed?	No

The LU_TAKEOVER parameter specifies whether LU takeover processing is used for controlling unused LU resources at the server.

LU takeover is one technique for controlling unused LU resources at the server. When a new TN3270E session request specifies an LU that is in use at the server, the TN3270E server sends a timing mark to the client of that connection. If the client does not respond to the timing mark within the number of seconds that you specify, the server disconnects the session and assigns the LU to the new connection request.

LU takeover enables you to disconnect unused sessions when they are needed, without the additional network traffic generated by keepalive detection. Keepalive detection enables you to free unused connections more frequently, but generates more network traffic.

Valid values are:

- 0 LU takeover processing is not used for controlling unused LU resources.
- 1 LU takeover processing is used for controlling unused LU resources.

This parameter is required. The default is 0.

LU_TAKEOVER_TIMER

Required?	Yes
Keyword Type	Unsigned number
Default	10
Range	1–65 535
Multiples Allowed?	No

The LU_TAKEOVER_TIMER parameter specifies the number of seconds of idle time to allow before a session is disconnected.

The value is an integer in the range 1–65 535.

This parameter is required. The default is 10.

TIMER

Required?	Yes
Keyword Type	Unsigned number
Default	10
Range	1–65 535
Multiples Allowed?	No

The TIMER parameter specifies the number of seconds to wait for a response to a timing mark before the connection is freed.

The value is an integer in the range 1–65 535.

This parameter is required. The default is 10.

Chapter 27. TN3270E_FILTER



This chapter describes the parameter keywords and values you can specify for the TN3270E_FILTER keyword.

Keyword Definition

Required?	No
Keyword Type	Complex
Key Name	IP_ADDR_MASK_PAIR
Multiples Allowed?	Yes, but each TN3270E_FILTER keyword must have a unique IP_ADDR_MASK_PAIR parameter

TN3270E_FILTER Sample

The following is a sample of the TN3270E_FILTER keyword:

```
TN3270E_FILTER=(
  CLIENT_ID_TYPE=HOST_NAME
  IP_ADDR_MASK_PAIR=nfl.raleigh.ibm.com
  FILTER_ENTRY=(
    CLASS_TYPE=TN_IMPLICIT_WORKSTATION
    IS_POOL=1
    NAME=PUBLIC
  )
)
```

TN3270E_FILTER Parameter Keywords

CLASS_TYPE

Required?	No
Keyword Type	Enumerated
Multiples Allowed?	No, only one for each FILTER_ENTRY parameter

The CLASS_TYPE parameter indicates how this LU or pool is used. Valid values are:

TN_ASSOC_PRINTER

Use for connections that require a printer associated with an explicit workstation or an LU in a pool of implicit workstations.

TN_EXPLICIT_PRINTER

Use for connections that require a specific printer device name.

TN_EXPLICIT_WORKSTATION

Use for connections that require a specific workstation device name.

TN_IMPLICIT_PRINTER

Use for connections that do not require a specific printer device name.

TN3270E_FILTER

TN_IMPLICIT_WORKSTATION

Use for connections that do not require a specific workstation device name.

TN_UNASSIGNED

Use to delete the TN3270E definition for the selected LU or pool.

This parameter is optional.

CLIENT_ID_TYPE

Required?	No
Keyword Type	Enumerated
Default	IP_ADDRESS
Multiples Allowed?	No, only one for each TN3270E_FILTER keyword

The CLIENT_ID_TYPE parameter indicates the type of address the value of the IP_ADDR_MASK_PAIR parameter specifies. Valid values are:

DOMAIN_NAME	The value of the IP_ADDR_MASK_PAIR parameter specifies a domain name.
HOST_NAME	The value of the IP_ADDR_MASK_PAIR parameter specifies a host name.
IP_ADDRESS	The value of the IP_ADDR_MASK_PAIR parameter specifies the source IP address and subnet mask of a TCP/IP workstation.

This parameter is optional. The default is IP_ADDRESS.

FILTER_ENTRY

Required?	No
Keyword Type	Complex
Multiples Allowed?	Yes

The FILTER_ENTRY parameter is a complex keyword comprised of the following parameter keywords:

- CLASS_TYPE
- IS_POOL
- NAME

See the descriptions of the parameter keywords to define the FILTER_ENTRY parameter.

IP_ADDR_MASK_PAIR

Required?	Yes
Keyword Type	String
Field Length	1-256
Multiples Allowed?	No, only one for each TN3270E_FILTER keyword

The IP_ADDR_MASK_PAIR parameter specifies one of the following:

- The domain name to which you wish to restrict host resources (LUs)
- The host name to which you wish to restrict host resources (LUs)
- The source IP address and subnet mask of the TCP/IP workstation(s) to which you wish to restrict host resources (LUs). The IP address and the subnet mask values are separated by a comma. Only those clients matching the IP address and subnet mask combination are granted access to the list of resources represented by this filter.

Whether the value you specify is a domain name, host name, or IP address and subnet mask is determined by the CLIENT_ID_TYPE parameter.

The value is a 1- to 256-character string.

This parameter is required.

If you wish to restrict host resources to a specific workstation, specify that workstation IP address and the subnet mask of 255.255.255.255. If you wish to restrict host resources to all workstations in a particular IP subnetwork, such as a local office LAN, specify one of the workstation IP addresses and a subnet mask to identify the IP address values that are significant for identifying the subnetwork. For example, to restrict host resources for all workstations in the subnet 9.57.0.0, you might specify a source IP address of 9.57.126.4 and a subnet mask of 255.255.0.0. If you specify a specific IP address and full subnet mask (filtering for a specific workstation), that workstation is granted access to the first available host resource, whether it be an explicit LU or an LU from a pool of LUs. If the filter is designated for workstations on a particular subnetwork, these workstations are only granted use of available host resources from pool definitions in this filter; no use of explicit LUs is granted. Ordering of host LUs and host LU pools in the filter list is important. The order implies the ordering of workstations' access to host resources. In other words, if the first LU or pool on the list is in use, access is granted to the next resource on the list. All LUs from within a pool must be in use before the pool is considered in use.

If a full subnet mask is specified (255.255.255.255), host resources are being chosen for use by the specific workstation whose address is specified. If a partial subnet mask is specified (such as 255.0.0.0), any workstation from the subnetwork (identified by the significant fields of the IP address as specified by the subnet mask) may have access to host resources specified in the filter.

If you specify an IP address of 0.0.0.0, all workstations and printers that do not match another filter entry are allowed access to the specified resources.

IS_POOL

Required?	Yes
Keyword Type	Boolean
Default	0
Multiples Allowed?	No, only one for each FILTER_ENTRY parameter

The IS_POOL parameter specifies whether the NAME value in the same FILTER_ENTRY complex keyword refers to a host LU name or a host LU pool name. Valid values are:

- 0** NAME refers to a host LU name.
- 1** NAME refers to a host LU pool name.

This parameter is required. The default is 0.

NAME

Required?	No
Keyword Type	String
Field Length	1–8
Multiples Allowed?	No, only one for each FILTER_ENTRY parameter

The NAME parameter specifies either a 1- to 8-character host LU name (LU_0_TO_3 definition) or a 1- to 8-character host LU pool name, specified by a collection of LU_0_TO_3 definitions. The value of the IS_POOL parameter specifies whether NAME refers to a host LU name or a host LU pool name.

This parameter is optional.

Chapter 28. TN3270_PORT_DEF



This chapter describes the parameter keywords and values you can specify for the TN3270_PORT_DEF keyword.

Keyword Definition

Required?	No
Keyword Type	Complex
Key Name	PORT
Multiples Allowed?	Yes, but each TN3270_PORT_DEF keyword must have a unique PORT parameter

TN3270_PORT_DEF Sample

The following is a sample of the TN3270E_PORT_DEF keyword:

```
TN3270_PORT_DEF=(  
  PORT=3023  
  CLIENT_AUTHENTICATION=0  
  SECURITY=0  
  SECURITY_LEVEL=HIGH  
)
```

TN3270_PORT_DEF Parameter Keywords

CLIENT_AUTHENTICATION

Required?	Yes
Keyword Type	Boolean
Default	0
Multiples Allowed?	No, only one for each TN3270_PORT_DEF keyword

The CLIENT_AUTHENTICATION parameter specifies whether verification that clients are authorized to establish a secure connection to the TN3270E server is performed. Valid values are:

- 0 Verification of client authorization is not performed.
- 1 Verification of client authorization is performed.

This parameter is required. The default is 0.

DEFAULT_POOL

Required?	No
Keyword Type	String
Field Length	3–17
Multiples Allowed?	No, only one for each TN3270_PORT_DEF keyword

The DEFAULT_POOL parameter specifies the fully qualified name of a pool of LUs that is used when the TN3270 client does not specify an LU resource name.

Note: If you specify this parameter, the pool name will override the values specified on the DEFAULT_POOL_NAME and DEFAULT_PRINTER_POOL_NAME of the TN3270E_DEF keyword.

The fully qualified CP name is a 17-byte character string. The fully qualified CP name consists of two parts: the network name and the CP name, concatenated with a period. The network name is a 1- to 8-byte SNA Type A character string. The CP name is a 1- to 8-byte SNA Type A character string. The fully qualified CP name is also known as the network qualified CP name.

This parameter is optional.

PORT

Required?	Yes
Keyword Type	Unsigned number
Default	23
Range	1–65 535
Multiples Allowed?	No, only one for each TN3270_PORT_DEF keyword

The PORT parameter specifies the number of the port that the TN3270 client uses to connect to the server.

The value is an integer in the range 1–65 535.

This parameter is required. The default is 23.

Normally, the TN3270E server uses port 23. Telnet typically uses port 23, so if another application is running and is using port 23, you need to change the default. The port number must not be assigned to any other application. If two applications use the same port number, one of the applications fails.

Note: If you change the port number from 23, the port number defined on TN3270 clients must be changed to the number specified here.

SECURITY

Required?	Yes
Keyword Type	Boolean
Default	0
Multiples Allowed?	No, only one for each TN3270_PORT_DEF keyword

The SECURITY parameter specifies whether security is enabled for TN3270 communication sessions on the specified port. Valid values are:

- 0** Security is not enabled for TN3270 communication sessions on the port.
- 1** Security is enabled for TN3270 communication sessions on the port.

This parameter is required. The default is 0.

SECURITY_LEVEL

Required?	Yes
Keyword Type	Enumerated
Default	HIGH
Multiples Allowed?	No

The SECURITY_LEVEL parameter specifies the level of security used for the connection with a client when the SECURITY parameter is specified as SECURITY=1. Valid values are:

AUTHENTICATION_ONLY

Specifies that certificates to authenticate one or both ends of the connection are exchanged, but data is not encrypted.

MEDIUM Specifies that Communications Server can establish connections with any supported level of encryption.

HIGH Specifies that for Communications Servers supporting strong encryption, the port will only accept connections from clients supporting strong encryption. For Communications Servers supporting export encryption only, HIGH is the same as MEDIUM.

This parameter is required. The default is HIGH.

Chapter 29. TN5250_DEF



This chapter describes the parameter keywords and values you can specify for the TN5250_DEF keyword.

Keyword Definition

Required?	No
Keyword Type	Complex
Multiples Allowed?	No

TN5250_DEF Sample

The following is a sample of the TN5250_DEF keyword:

```
TN5250_DEF=(  
  AUTO_LOGOFF=0  
  DYNAMIC_LU_SUPPORT=1  
  ENABLE_FILTERING=0  
  FILTER_PREFERENCE=HOSTNAME_FIRST  
  FREQUENCY=60  
  KEEPALIVE_TYPE=TN_NONE  
  LOGOFF=10  
  LU_PREFIX=TN52  
  NUMBER_OF_DYNAMIC_LUS=10  
  TIMER=10  
)
```

TN5250_DEF Parameter Keywords

AUTO_LOGOFF

Required?	Yes
Keyword Type	Boolean
Default	0
Multiples Allowed?	No

The AUTO_LOGOFF parameter specifies whether the connection is automatically terminated when the value of the LOGOFF parameter is reached. Valid values are:

- 0 The connection is not terminated.
- 1 The connection is terminated.

This parameter is required. The default is 0.

DYNAMIC_LU_SUPPORT

Required?	Yes
Keyword Type	Boolean
Default	0
Multiples Allowed?	No

The DYNAMIC_LU_SUPPORT parameter specifies whether the TN5250 server should dynamically generate independent LU 6.2 local LU definitions for supporting sessions with iSeries servers. Valid values are:

- 0 Dynamic LUs are not supported. Sessions with iSeries only use statically defined independent local LUs, including the CP LU.
- 1 Dynamic LUs are supported. The TN5250 server automatically generates as many LUs as indicated by the NUMBER_OF_DYNAMIC_LUS parameter, using the LU_PREFIX parameter value as the common naming prefix for each LU (so that they can easily be identified as dynamically generated LUs).

This parameter is required. The default is 0.

Since each iSeries supports a maximum of 512 concurrent sessions with any one local LU, it may be desirable to have a number of LUs available if more than 512 sessions are active at any given time.

ENABLE_FILTERING

Required?	Yes
Keyword Type	Boolean
Default	0
Multiples Allowed?	No

The ENABLE_FILTERING parameter specifies whether TN5250 filtering is enabled. Valid values are:

- 0 TN5250 filtering is not enabled. Any TCP/IP workstation is granted access to available host resources (that is, those host resources which have been defined as TN5250 resources.)
- 1 TN5250 filtering is enabled. Only TCP/IP workstations matching the IP address and subnet mask of at least one of the filter definitions are allowed access to the host resources defined in the appropriate filter(s).

This parameter is required. The default is 0.

FILTER_PREFERENCE

Required?	No
Keyword Type	Enumerated
Default	HOSTNAME_FIRST
Multiples Allowed?	No

The FILTER_PREFERENCE parameter specifies the filter record processing order used when determining a match with an incoming client request. Valid values are:

HOSTNAME_FIRST

Specifies that all filters specifying either a TCP/IP host name or domain name should be processed and checked against the client's hostname or domain name before processing filters specifying a TCP/IP address.

IP_ADDR_FIRST

Specifies that all filters specifying a TCP/IP address should be processed before processing filters specifying either a host name or domain name.

This parameter is optional. The default is HOSTNAME_FIRST.

FREQUENCY

Required?	Yes
Keyword Type	Unsigned number
Default	60
Range	1–65 535
Multiples Allowed?	No

The FREQUENCY parameter specifies the number of seconds to wait after data has been sent or received on a connection before beginning keepalive detection. Choosing a high number means that connections are checked less often and the resulting network traffic is reduced. Choosing a low frequency means that connections are checked more frequently and connections are freed more rapidly.

The value is an integer in the range 1–65 535.

This parameter is required. The default is 60.

KEEPALIVE_TYPE

Required?	Yes
Keyword Type	Enumerated
Default	TN_NONE
Multiples Allowed?	No

The KEEPALIVE_TYPE parameter specifies the method used to free connections. Valid values are:

TN_NONE

Do not use either the TN_NOP nor the TN_TIMING_MARK methods to free connections.

TN_NOP

Use if it is not necessary to free connections after a specific amount of time. Detection and freeing of the connection take an unpredictable amount of time. When the time specified on the FREQUENCY parameter is reached, the connection is tested to see if it is broken.

TN_TIMING_MARK	Use if it is necessary to define when connections are freed and additional traffic on the network is acceptable. Detection and freeing of the connection take place as specified by the TIMER parameter. When the specified time is reached and the client has not responded, the connection is freed.
-----------------------	--

This parameter is required. The default is TN_NONE.

LOGOFF

Required?	Yes
Keyword Type	Unsigned number
Default	30
Range	1–65 535
Multiples Allowed?	No

The LOGOFF parameter specifies the amount of idle time to allow before a session is disconnected. This parameter is only valid if the AUTO_LOGOFF parameter is specified as AUTO_LOGOFF=1.

The value is an integer in the range 1–65 535.

This parameter is required. The default is 30.

LU_PREFIX

Required?	No
Keyword Type	String
Field Length	1–5
Multiples Allowed?	No

The LU_PREFIX parameter specifies the common naming prefix for each LU (so that they can easily be identified as dynamically generated LUs).

LU_PREFIX is a 1- to 5-byte SNA Type A character string.

This parameter is optional.

NUMBER_OF_DYNAMIC_LUS

Required?	No
Keyword Type	Unsigned number
Default	8
Range	0–1 000
Multiples Allowed?	No

The NUMBER_OF_DYNAMIC_LUS parameter specifies how many dynamic LUs can be automatically generated by the TN5250 server.

The value is an integer in the range 0–1 000.

This parameter is optional. The default is 8.

TIMER

Required?	Yes
Keyword Type	Unsigned number
Default	10
Range	1–65 535
Multiples Allowed?	No

The TIMER parameter specifies the number of seconds to wait for a response to a timing mark before the connection is freed.

The value is an integer in the range 1–65 535.

This parameter is required. The default is 10.

Chapter 30. TN5250_FILTER



This chapter describes the parameter keywords and values you can specify for the TN5250_FILTER keyword.

Keyword Definition

Required?	No
Keyword Type	Complex
Key Name	IP_ADDR_MASK_PAIR
Multiples Allowed?	Yes, but each TN5250_FILTER keyword must have a unique IP_ADDR_MASK_PAIR parameter

TN5250_FILTER Sample

The following is a sample of the TN5250_FILTER keyword:

```
TN5250_FILTER=(  
  IP_ADDR_MASK_PAIR=195.67.99.1,255.255.255.0  
  CLIENT_ID_TYPE=IP_ADDRESS  
  AS400_SERVER_ENTRY=  
)
```

TN5250_FILTER Parameter Keywords

AS400_SERVER_ENTRY

Required?	No
Keyword Type	String
Field Length	3-17
Multiples Allowed?	Yes

The AS400_SERVER_ENTRY parameter specifies the fully qualified CP name of the iSeries. Access is granted to TN5250 clients that match this filter definition, as specified in the IP_ADDR_MASK_PAIR parameter.

Note: The AS400_SERVER_ENTRY must specify a server which has been defined using an AS400_SERVER keyword.

The fully qualified CP name is a 17-byte character string. The fully qualified CP name consists of two parts: the network name and the CP name, concatenated with a period. The network name is a 1- to 8-byte SNA Type A character string. The CP name is a 1- to 8-byte SNA Type A character string. The fully qualified CP name is also known as the network qualified CP name.

This parameter is optional.

Up to 32 AS400_SERVER_ENTRIES are allowed. The order of the entries in the TN5250_FILTER keyword determines the order used to establish a session between a TN5250 client and an available iSeries.

CLIENT_ID_TYPE

Required?	No
Keyword Type	Enumerated
Default	IP_ADDRESS
Multiples Allowed?	No, only one for each TN5250_FILTER keyword

The CLIENT_ID_TYPE parameter indicates the type of address the value of the IP_ADDR_MASK_PAIR parameter specifies. Valid values are:

DOMAIN_NAME	The value of the IP_ADDR_MASK_PAIR parameter specifies a domain name.
HOST_NAME	The value of the IP_ADDR_MASK_PAIR parameter specifies a host name.
IP_ADDRESS	The value of the IP_ADDR_MASK_PAIR parameter specifies the source IP address and subnet mask of a TCP/IP workstation.

This parameter is optional. The default is IP_ADDRESS.

IP_ADDR_MASK_PAIR

Required?	Yes
Keyword Type	String
Field Length	1–256
Multiples Allowed?	No, only one for each TN5250_FILTER keyword

The IP_ADDR_MASK_PAIR parameter specifies one of the following:

- The domain name to which you wish to restrict host resources (LUs)
- The host name to which you wish to restrict host resources (LUs)
- The source IP address and subnet mask of the TCP/IP workstation(s) to which you wish to restrict host resources (LUs). The IP address and the subnet mask values are separated by a comma. Only those clients matching the IP address and subnet mask combination are granted access to the list of resources represented by this filter

Whether the value you specify is a domain name, host name, or IP address and subnet mask is determined by the CLIENT_ID_TYPE parameter.

The value is a 1- to 256-byte character string.

This parameter is required.

If you wish to restrict host resources to a specific workstation, specify that workstation's IP address and the subnet mask of 255.255.255.255. If you wish to

restrict host resources to all workstations in a particular IP subnetwork, such as a local office LAN, specify one of the workstation IP addresses and a subnet mask to identify the IP address values that are significant for identifying the subnetwork. For example, to restrict host resources for all workstations in the subnet 9.57.0.0, you might specify a source IP address of 9.57.126.4 and a subnet mask of 255.255.0.0. If you specify a specific IP address and full subnet mask (filtering for a specific workstation), that workstation is granted access to the first available host resource, whether it be an explicit LU or an LU from a pool of LUs. If the filter is designated for workstations on a particular subnetwork, these workstations are only granted use of available host resources from pool definitions in this filter; no use of explicit LUs is granted. Ordering of host LUs and host LU pools in the filter list is important. The order implies the ordering of workstations' access to host resources. In other words, if the first LU or pool on the list is in use, access is granted to the next resource on the list. All LUs from within a pool must be in use before the pool is considered in use.

If a full subnet mask is specified (255.255.255.255), host resources are being chosen for use by the specific workstation whose address is specified. If a partial subnet mask is specified (such as 255.0.0.0), any workstation from the subnetwork (identified by the significant fields of the IP address as specified by the subnet mask) may have access to host resources specified in the filter.

If you specify an IP address of 0.0.0.0 and a subnet mask of 0.0.0.0, all workstations that do not match another filter entry are allowed access to the specified resources.

Chapter 31. TN5250_PORT_DEF



This chapter describes the parameter keywords and values you can specify for the TN5250_PORT_DEF keyword.

Keyword Definition

Required?	No
Keyword Type	Complex
Key Name	PORT
Multiples Allowed?	Yes, but each TN5250_PORT_DEF keyword must have a unique PORT parameter

TN5250_PORT_DEF Sample

The following is a sample of the TN3270E_PORT_DEF keyword:

```
TN5250_PORT_DEF=(  
  PORT=23  
  CLIENT_AUTHENTICATION=0  
  DEFAULT_SERVER=USIBMNM.RTP02EN  
  SECURITY=0  
  SECURITY_LEVEL=HIGH  
)
```

TN5250_PORT_DEF Parameter Keywords

CLIENT_AUTHENTICATION

Required?	Yes
Keyword Type	Boolean
Default	0
Multiples Allowed?	No, only one for each TN5250_PORT_DEF keyword

The CLIENT_AUTHENTICATION parameter specifies whether verification that clients are authorized to establish a secure connection to the TN5250 server is performed. Valid values are:

- 0 Verification of client authorization is not performed.
- 1 Verification of client authorization is performed.

This parameter is required. The default is 0.

DEFAULT_SERVER

Required?	No
Keyword Type	String
Field Length	3–17
Multiples Allowed?	No, only one for each TN5250_PORT_DEF keyword

The DEFAULT_SERVER parameter specifies the fully qualified CP name of the default iSeries used by TN5250 clients connecting into the specified port without requesting a specific iSeries. The iSeries must be specified in an AS400_SERVER keyword. If DEFAULT_SERVER in this TN5250_PORT_DEF keyword is left blank, the default iSeries specified as the DEFAULT_SERVER in the AS400_SERVER keyword is used. Only one AS400_SERVER keyword can be marked as the default iSeries server.

The fully qualified CP name is a 17-byte character string. The fully qualified CP name consists of two parts: the network name and the CP name, concatenated with a period. The network name is a 1- to 8-byte SNA Type A character string. The CP name is a 1- to 8-byte SNA Type A character string. The fully qualified CP name is also known as the network qualified CP name.

This parameter is optional.

PORT

Required?	Yes
Keyword Type	Unsigned number
Default	23
Range	1–65 535
Multiples Allowed?	No, only one for each TN5250_PORT_DEF keyword

The PORT parameter specifies the number of the port that the TN5250 client uses to connect to the iSeries.

The value is an integer in the range 1–65 535.

This parameter is required. The default is 23.

Normally, the TN5250 server uses port 23. Telnet typically uses port 23, so if TELNETD is running and is using port 23, you need to change the default. If two applications (TELNETD and TN5250) use the same port number, one of the applications fails.

Note: If you change the port number from 23, the port number defined on TN5250 clients must be changed to the number specified here.

SECURITY

Required?	Yes
Keyword Type	Boolean
Default	0
Multiples Allowed?	No, only one for each TN5250_PORT_DEF keyword

The SECURITY parameter specifies whether security is enabled for TN5250 communication sessions on the specified port. Valid values are:

- 0** Security is not enabled for TN5250 communication sessions.
- 1** Security is enabled for TN5250 communication sessions.

This parameter is required. The default is 0.

SECURITY_LEVEL

Required?	Yes
Keyword Type	Enumerated
Default	HIGH
Multiples Allowed?	No

The SECURITY_LEVEL parameter specifies the level of security used for the connection with a client when the SECURITY parameter is specified as SECURITY=1. Valid values are:

AUTHENTICATION_ONLY

Specifies that certificates to authenticate one or both ends of the connection are exchanged, but data is not encrypted.

MEDIUM Specifies that Communications Server can establish connections with any supported level of encryption.

HIGH Specifies that for Communications Servers supporting strong encryption, the port will only accept connections from clients supporting strong encryption. For Communications Servers supporting export encryption only, HIGH is the same as MEDIUM.

This parameter is required. The default is HIGH.

Chapter 32. TP

This chapter describes the parameter keywords and values you can specify for the TP keyword.

Keyword Definition

Required?	No
Keyword Type	Complex
Key Name	TP_NAME
Multiples Allowed?	Yes, but each TP keyword must have a unique TP_NAME parameter

TP Sample

The following is a sample of the TP keyword:

```
TP=(
  TP_NAME=MYTP
  API_CLIENT_USE=0
  CONVERSATION_TYPE=EITHER
  DUPLEX_SUPPORT=EITHER_DUPLEX
  DYNAMIC_LOAD=1
  INCOMING_ALLOCATE_TIMEOUT=30
  LOAD_TYPE=0
  PATHNAME=d:\tps\mytp.exe
  PIP_ALLOWED=1
  QUEUED=0
  RECEIVE_ALLOCATE_TIMEOUT=3600
  SECURITY_RQD=1
  SYNC_LEVEL=EITHER
  TP_INSTANCE_LIMIT=0
  TP_NAME_FORMAT=0
)
```

TP Parameter Keywords

API_CLIENT_USE

Required?	Yes
Keyword Type	Boolean
Default	0
Multiples Allowed?	No, only one for each TP keyword

The API_CLIENT_USE parameter specifies whether the transaction program resides on an SNA API client and can not be locally attached. Valid values are:

- 0 The transaction program is local.
- 1 The transaction program resides on an SNA API client.

If you specify API_CLIENT_USE=1, attaches for this transaction program are routed to the SNA API client.

This parameter is required. The default is 0.

CONVERSATION_TYPE

Required?	Yes
Keyword Type	Enumerated
Default	EITHER
Multiples Allowed?	No, only one for each TP keyword

The CONVERSATION_TYPE parameter specifies the types of conversation supported by this transaction program (TP). Valid values are:

BASIC	Basic conversation for system TPs.
EITHER	Either basic or mapped conversation is allowed to start the TPs.
MAPPED	Mapped conversation for application TPs.

This parameter is required. The default is EITHER.

DUPLEX_SUPPORT

Required?	Yes
Keyword Type	Enumerated
Default	EITHER_DUPLEX
Multiples Allowed?	No, only one for each TP keyword

The DUPLEX_SUPPORT parameter specifies whether the transaction program supports full or half duplex conversations. Valid values are:

EITHER_DUPLEX	The transaction program supports either half or full duplex conversations.
FULL_DUPLEX	Full duplex conversations refer to the ability of the transaction program to read data from and write data to other transaction programs simultaneously.
HALF_DUPLEX	Half duplex conversations require a change of direction before a transaction program may begin writing data after reading data, or vice versa.

This parameter is required. The default is EITHER_DUPLEX.

DYNAMIC_LOAD

Required?	Yes
Keyword Type	Boolean
Default	1
Multiples Allowed?	No, only one for each TP keyword

The DYNAMIC_LOAD parameter specifies whether the transaction program (TP) can be dynamically started by an allocation request received on a conversation. Valid values are:

- 0 The TP can not be dynamically started.
- 1 The TP can be dynamically started.

This parameter is required. The default is 1.

INCOMING_ALLOCATE_TIMEOUT

Required?	Yes
Keyword Type	Unsigned number
Default	30
Range	0–65 535
Multiples Allowed?	No, only one for each TP keyword

The INCOMING_ALLOCATE_TIMEOUT parameter specifies the number of seconds that an incoming attach is queued waiting for a RECEIVE_ALLOCATE. Zero implies no timeout, and so it is held indefinitely.

The value is an integer in the range of 0–65 535 seconds.

This parameter is required. The default is 30.

LOAD_TYPE

Required?	Yes
Keyword Type	Boolean
Default	0
Multiples Allowed?	No, only one for each TP keyword

The LOAD_TYPE specifies how the transaction program is loaded. Valid values are:

- 0 CONSOLE — The transaction program runs in the Communications Server process environment.
- 1 DETACHED — The transaction program runs in its own process environment.

This parameter is required. The default is 0.

PARAMETERS

Required?	No
Keyword Type	String
Field Length	1–63
Multiples Allowed?	No, only one for each TP keyword

The PARAMETERS parameter specifies the parameters for the transaction program.

The value is an 1- to 63-byte character string.

This parameter is optional.

The program parameters are the names of the variables in which the logical unit (LU) places verbs and other program statements that make up the transaction-processing portion of the program.

PATHNAME

Required?	No
Keyword Type	String
Field Length	1-255
Multiples Allowed?	No, only one for each TP keyword

The PATHNAME parameter specifies the path and transaction program name.

The value is an 1- to 255-byte character string.

This parameter is optional.

The complete pathname describes the location of the program to be executed. The location may include the drive, the directory, the subdirectory, and the file name. The special character " " can not be used.

PIP_ALLOWED

Required?	Yes
Keyword Type	Boolean
Default	1
Multiples Allowed?	No, only one for each TP keyword

The PIP_ALLOWED parameter specifies whether the transaction program can receive program initialization (PIP) parameters. Valid values are:

- 0** The transaction program can not receive program initialization (PIP) parameters.
- 1** The transaction program can receive program initialization (PIP) parameters.

This parameter is required. The default is 1.

Program initialization parameters (PIPs) are the names of variables for the remote transaction programs (TPs). The PIPs are supplied by the allocating program. The contents of the PIPs have meaning only to the TPs and are not examined or used by the logical unit (LU).

QUEUED

Required?	Yes
Keyword Type	Boolean
Default	0
Multiples Allowed?	No, only one for each TP keyword

The QUEUED parameter specifies whether the transaction program is queued while waiting for an Attach. Valid values are:

- 0 The transaction program is not be queued.
- 1 The transaction program is queued.

This parameter is required. The default is 0.

RECEIVE_ALLOCATE_TIMEOUT

Required?	Yes
Keyword Type	Unsigned number
Default	3 600
Range	0–65 535
Multiples Allowed?	No, only one for each TP keyword

The RECEIVE_ALLOCATE_TIMEOUT parameter specifies the number of seconds that a RECEIVE_ALLOCATE verb is queued while waiting for an Attach. Zero implies no timeout, and so it is held indefinitely.

The value is an integer in the range of 0–65 535 seconds.

This parameter is required. The default is 3 600 seconds.

SECURITY_RQD

Required?	Yes
Keyword Type	Boolean
Default	1
Multiples Allowed?	No, only one for each TP keyword

The SECURITY_RQD parameter specifies whether conversation security information is required to start the transaction program. Valid values are:

- 0 Conversation security information is not required.
- 1 Conversation security information is required.

This parameter is required. The default is 1.

Conversation security allows controlled access to system resources through security parameters associated with a request for access to those resources.

SYNC_LEVEL

Required?	Yes
Keyword Type	Enumerated
Default	EITHER
Multiples Allowed?	No, only one for each TP keyword

The SYNC_LEVEL parameter specifies the synchronization levels supported by the transaction program. The synchronization level is the level allowed on allocation requests that start the local and remote transaction programs (TPs). Valid values are:

CONFIRM_SYNC_LEVEL	The transaction program supports a synchronization level of Confirm.
EITHER	The transaction program supports a synchronization level of None or Confirm.
NONE	The transaction program supports a synchronization level of None.
SYNCPT_NEGOTIABLE	The transaction program supports a synchronization level of None, Confirm, or Sync-point.
SYNCPT_REQUIRED	The transaction program supports a synchronization level of Sync-point.

This parameter is required. The default is EITHER.

TP_INSTANCE_LIMIT

Required?	Yes
Keyword Type	Unsigned number
Default	0
Range	0–65 535
Multiples Allowed?	No, only one for each TP keyword

The TP_INSTANCE_LIMIT parameter specifies the maximum number of concurrently active TP instances. A value of zero means no limit.

The value is an integer in the range of 0–65 535 instances.

This parameter is required. The default is 0.

TP_NAME

Required?	Yes
Keyword Type	String
Field Length	1–64
Multiples Allowed?	No, only one for each TP keyword

The TP_NAME parameter specifies the 1-64 character name of the transaction program that provides information about how to accept incoming Attaches and optionally start programs on the workstation. Valid characters are any locally displayable characters using the native encoding of the local system. The TP name may also refer to a service transaction program.

This parameter is required.

A transaction program (TP) is a program that uses the advanced program-to-program communications (APPC) system to communicate with a partner application program at the partner node.

Service TPs use a restricted character set for their names. A service TP name must begin with a two-digit hex value between X'00' and X'3D'. The remainder of the name must be three ASCII characters. For example, 07abc is a valid service TP name. 7abc is not a valid service TP name.

TP_NAME_FORMAT

Required?	Yes
Keyword Type	Boolean
Default	0
Multiples Allowed?	No, only one for each TP keyword

The TP_NAME_FORMAT parameter specifies whether the TP_NAME value is a service TP or normal TP. Valid values are:

- 0** The TP_NAME value is a normal TP.
- 1** The TP_NAME value is a service TP.

This parameter is required. The default is 0.

Chapter 33. USERID_PASSWORD

This chapter describes the parameter keywords and values you can specify for the USERID_PASSWORD keyword.

Keyword Definition

Required?	No
Keyword Type	Complex
Key Name	USER_ID
Multiples Allowed?	Yes, but each USERID_PASSWORD keyword must have a unique USER_ID parameter

USERID_PASSWORD Sample

The following is a sample of the USERID_PASSWORD keyword:

```
USERID_PASSWORD=(  
  USER_ID=MYUSER  
  PASSWORD=A098C824DC22B856748B  
)
```

USERID_PASSWORD Parameter Keywords

PASSWORD

Required?	Yes
Keyword Type	Hexadecimal string
Field Length	1–20
Multiples Allowed?	No, only one for each USERID_PASSWORD keyword

The PASSWORD parameter specifies the user password. The password is converted to a 20-character hexadecimal string by the encryption process.

Note: Since this value is encrypted, you should not attempt to enter this value directly into the ACG file. The value should only be entered using the SNA Node Configuration application.

This parameter is required.

USER_ID

Required?	Yes
Keyword Type	String
Field Length	1–10
Multiples Allowed?	No, only one for each USERID_PASSWORD keyword

USERID_PASSWORD

The `USER_ID` parameter specifies the user identifier.

`USER_ID` is a 1- to 10-byte SNA Type A character string.

This parameter is required.

Chapter 34. VERIFY

This chapter describes the parameter keywords and values you can specify for the VERIFY keyword.

The VERIFY keyword is required for product configuration.

This keyword should not be modified or deleted by the user.

Keyword Definition

Required?	Yes
Keyword Type	Complex
Multiples Allowed?	No

VERIFY Sample

The following is a sample of the VERIFY keyword:

```
VERIFY=(  
  CFG_MODIFICATION_LEVEL = 12  
  CFG_VERSION_LEVEL = 1  
)
```

VERIFY Parameter Keywords

CFG_LAST_SCENARIO



The CFG_LAST_SCENARIO parameter keyword applies to Communications Server only.

Required?	No
Keyword Type	Unsigned number
Range	0–20
Multiples Allowed?	No

The CFG_LAST_SCENARIO parameter specifies the last configuration scenario used in the SNA Node Configuration application. When this configuration file is opened by the application, the initial configuration scenario will be set according to this value.

The value corresponds to the zero-based index of the scenario name in the **Scenario** pull-down on the menu bar of the SNA Node Configuration application.

Note: You should not attempt to enter this value directly into the ACG file. The value should only be entered by the SNA Node Configuration application.

CFG_LAST_SCENARIO is an integer in the range 0-20.

VERIFY

This parameter is optional.

CFG_MODIFICATION_LEVEL

Required?	No
Keyword Type	Unsigned number
Range	0-100
Multiples Allowed?	No

The CFG_MODIFICATION_LEVEL parameter value is set when a configuration is stored and read when a configuration is loaded. If a new version of Communications Server or Personal Communications reads an older configuration file (indicated by the combination of this value and the CFG_VERSION_LEVEL value being less than the current value), the product migrates the configuration to the new level, if necessary.

Note: You should not attempt to enter this value directly into the ACG file. The value should only be entered by the SNA Node Configuration application.

CFG_MODIFICATION_LEVEL is an integer in the range 0-100.

This parameter is optional.

CFG_VERSION_LEVEL

Required?	No
Keyword Type	Unsigned number
Range	0-10
Multiples Allowed?	No

The CFG_VERSION_LEVEL parameter value is set when a configuration is stored and read when a configuration is loaded. If a new version of Communications Server or Personal Communications reads an older configuration file (indicated by the combination of this value and the CFG_MODIFICATION_LEVEL value being less than the current value), the product migrates the configuration to the new level, if necessary.

Note: You should not attempt to enter this value directly into the ACG file. The value should only be entered by the SNA Node Configuration application.

CFG_VERSION_LEVEL is an integer in the range 0-10.

This parameter is optional.

Appendix A. AnyNet-Specific Data

If you are using the AnyNet DLC, use this appendix to define the keyword parameters for the LINK_STATION and PORT keywords.

In addition to the keyword parameters for the LINK_STATION and PORT keywords, you must also define the ANYNET_COMMON_PARAMETERS keyword described in Appendix H, “ANYNET_COMMON_PARAMETERS”, on page 255.

LINK_STATION Keywords for the AnyNet DLC

The following section describes the parameter keywords you can specify in the LINK_STATION keyword to use the AnyNet DLC.

DEST_ADDRESS

Required?	No
Keyword Type	Hexadecimal string
Field Length	0–34
Multiples Allowed?	No, only one for each LINK_STATION keyword

The DEST_ADDRESS parameter specifies the hexadecimal equivalent of either the adjacent CP name (in EBCDIC) or the node ID. The value of this parameter should match the type specified by the PARTNER_ADDRESS_TYPE parameter.

This parameter is optional.

LINK_STATION_ANYNET_SPECIFIC_DATA

Required?	No
Keyword Type	Complex
Multiples Allowed?	No, only one for each LINK_STATION keyword

The LINK_STATION_ANYNET_SPECIFIC_DATA parameter is a complex keyword comprised of the PARTNER_ADDRESS_TYPE parameter keyword.

See the description of the PARTNER_ADDRESS_TYPE parameter keyword to define the LINK_STATION_ANYNET_SPECIFIC_DATA parameter.

PARTNER_ADDRESS_TYPE

Required?	No
Keyword Type	Enumerated
Default	USE_CP_NAME
Multiples Allowed?	No, only one for each LINK_STATION_ANYNET_SPECIFIC_DATA parameter

AnyNet-Specific Data

The `PARTNER_ADDRESS_TYPE` parameter specifies how the partner address is identified.

`USE_BLOCK_ID_AND_PU_ID`

The partner address is identified by the block ID and PU ID.

`USE_CP_NAME`

The partner address is identified by the CP name.

This parameter is optional. The default is to use the CP name to identify the partner address.

PORT Keywords for the AnyNet DLC

The following section describes the parameter keyword you can specify in the PORT keyword to use the AnyNet DLC.

`DLC_NAME`

Required?	Yes
Keyword Type	String
Field Length	1-8
Multiples Allowed?	No

The `DLC_NAME` parameter specifies the 1- to 8-byte name of the communication adapter or protocol you are using. For the AnyNet DLC, `DLC_NAME` should be specified as `ANYNET`.

This parameter is required.

Appendix B. EE-Specific Data

If you are using the Enterprise Extender (EE) DLC, use this appendix to define the keyword parameters for the LINK_STATION and PORT keywords.

LINK_STATION Keywords for an EE DLC

The following section describes the parameter keywords you can specify in the LINK_STATION keyword to use the Enterprise Extender (EE) DLC.

LINK_STATION_OEM_SPECIFIC_DATA

Required?	No
Keyword Type	Complex
Multiples Allowed?	No, only one for each LINK_STATION keyword

The LINK_STATION_OEM_SPECIFIC_DATA parameter is a complex keyword comprised of the OEM_LINK_DATA parameter keyword.

See the description of the OEM_DATA parameter keyword to define the LINK_STATION_OEM_SPECIFIC_DATA parameter.

OEM_DATA

Required?	No
Keyword Type	Hexadecimal string
Multiples Allowed?	Yes

The OEM_DATA parameter specifies four bytes of data in byte-swapped hexadecimal format for each of the following values:

Link type

This value is always 1 (X'01').

Remote Service Access Point (SAP) or DSAP

Valid values are X'04'—X'FC'. The value must be a multiple of 4.

Local Service Access Point (SAP) or SSAP

Valid values are X'04'—X'FC'. The value must be a multiple of 4.

XID retry count (limit)

The exchange identification (XID) retry limit is the maximum number of times Communications Server will send XID commands to the remote station to establish a link without receiving an acknowledgment from the remote station in the time set by the XID retry interval. Valid values are 3 to 29 times.

XID retry timer (interval)

The exchange identification (XID) retry interval is the time the link station waits for a reply to an XID command before sending another XID to the remote station. The number of times an XID is sent is based on the XID retry count. Valid values are 1 to 59 seconds.

EE-Specific Data

Liveness mode

This value is always 0 (X'00').

Liveness timer (retry interval)

Liveness timer is the time the link station waits before testing whether the link is still active. After the specified amount of time elapses, a TEST command is sent to the remote station to check if the link is still active. Valid values are 1 to 59 seconds.

IP address

An IP address in dotted decimal notation. For example, an IP address could be 9.68.43.100.

Data in byte-swapped hexadecimal format is in reverse order of bytes. For example, the IP address 9.68.43.100 in hexadecimal format is X'09442B64', but in byte-swapped hexadecimal format is X'642B4409'.

Note: Since the format of this data is byte-swapped, it is recommended that the values only be entered using the Node Configuration application.

This parameter is optional.

OEM_LINK_DATA

Required?	No
Keyword Type	Complex
Multiples Allowed?	No, only one for each LINK_STATION_OEM_SPECIFIC_DATA parameter

The OEM_LINK_DATA parameter is a complex keyword comprised of the OEM_DATA parameter keyword.

See the description of the OEM_DATA parameter keyword to define the OEM_LINK_DATA parameter.

PORT Keywords for an EE DLC

The following section describes the parameter keywords you can specify in the PORT keyword to use the Enterprise Extender (EE) DLC.

DLC_NAME

Required?	Yes
Keyword Type	String
Field Length	1–8
Multiples Allowed?	No, only one for each PORT keyword

The DLC_NAME parameter specifies 1- to 8-byte name of the communication adapter or protocol you are using. For the Enterprise Extender (EE) DLC, DLC_NAME should be specified as **IBMEEDLC**.

This parameter is required.

PORT_OEM_SPECIFIC_DATA

Required?	No
Keyword Type	Complex
Multiples Allowed?	No, only one for each PORT keyword

The PORT_OEM_SPECIFIC_DATA parameter is a complex keyword comprised of the following parameter keywords:

- OEM_LINK_DATA
- OEM_PORT_DATA (See “OEM_PORT_DATA” on page 247)
- OEM_PORT_DEFAULTS

See the descriptions of the parameter keywords to define the PORT_OEM_SPECIFIC_DATA parameter.

COST_PER_CONNECT_TIME

Required?	No
Keyword Type	Unsigned number
Range	0–255
Multiples Allowed?	No, only one for each PORT keyword

The COST_PER_CONNECT_TIME parameter specifies the cost per connect time.

The value is an integer in the range 0-255.

This parameter is optional.

EFFECTIVE_CAPACITY

Required?	No
Keyword Type	Unsigned number
Multiples Allowed?	No, only one for each PORT keyword

The EFFECTIVE_CAPACITY parameter specifies the actual units of effective capacity. The value is encoded as a 1-byte floating-point number, represented by the following formula:

$$0.1 \text{ mmm} * 2 \text{ eeeee}$$

where the bit representation of the byte is *eeeeemmm*. Each unit of effective capacity is equal to 300 bits per second.

This parameter is optional.

INB_LINK_ACT_LIM

Required?	No
Keyword Type	Unsigned number
Multiples Allowed?	No, only one for each PORT keyword

EE-Specific Data

The INB_LINK_ACT_LIM parameter specifies the number of link stations reserved for inbound activation on this port. The maximum number of outbound link stations that can be active concurrently is the value of the TOT_LINK_ACT_LIM parameter minus the value of the INB_LINK_ACT_LIM parameter.

Notes:

1. If the PORT_TYPE on the PORT keyword is specified as NONSWITCHED and the LINK_STATION_ROLE on the PORT keyword is specified as NEGOTIABLE or PRIMARY, the INB_LINK_ACT_LIM parameter must be specified as 0.
2. If the PORT_TYPE on the PORT keyword is specified as NONSWITCHED and the LINK_STATION_ROLE on the PORT keyword is specified as SECONDARY, the INB_LINK_ACT_LIM parameter must be specified as 0 or 1.
3. If this port is for the AnyNet DLC, the INB_LINK_ACT_LIM parameter must be specified as 0.

This parameter is optional.

OEM_DATA

Required?	No
Keyword Type	Hexadecimal string
Multiples Allowed?	Yes

The OEM_DATA parameter specifies four bytes of data in byte-swapped hexadecimal format for each of the following values:

Link type

This value is always 1 (X'01').

Remote Service Access Point (SAP) or DSAP

This value is always 0 (X'00').

Local Service Access Point (SAP) or SSAP

This value is always 0 (X'00').

XID retry limit (count)

The exchange identification (XID) retry limit is the maximum number of times Communications Server will send XID commands to the remote station to establish a link without receiving an acknowledgment from the remote station in the time set by the XID retry interval. Valid values are 3 to 29 times.

XID retry interval (timer)

The exchange identification (XID) retry interval is the time the link station waits for a reply to an XID command before sending another XID to the remote station. The number of times an XID is sent is based on the XID retry count. Valid values are 1 to 59 seconds.

Liveness mode

This value is always 0 (X'00').

Liveness retry interval (timer)

Liveness retry interval is the time the link station waits before testing whether the link is still active. After the specified amount of time elapses, a TEST command is sent to the remote station to check if the link is still active. Valid values are 1 to 59 seconds.

Data in byte-swapped hexadecimal format is in reverse order of bytes. For example, the IP address 9.68.43.100 in hexadecimal format is X'09442B64', but in byte-swapped hexadecimal format is X'642B4409'.

Note: Since the format of this data is byte-swapped, it is recommended that the values only be entered using the Node Configuration application.

This parameter is optional.

OEM_LINK_DATA

Required?	No
Keyword Type	Complex
Multiples Allowed?	No, only one for each PORT_OEM_SPECIFIC_DATA parameter

The OEM_LINK_DATA parameter is a complex keyword comprised of the OEM_DATA parameter keyword.

See the description of the OEM_DATA parameter keyword to define the OEM_LINK_DATA parameter.

OEM_PORT_DEFAULTS

Required?	No
Keyword Type	Complex
Multiples Allowed?	No, only one for each PORT_OEM_SPECIFIC_DATA parameter

The OEM_PORT_DEFAULTS parameter is a complex keyword comprised of the following parameter keywords:

- COST_PER_CONNECT_TIME
- EFFECTIVE_CAPACITY
- INB_LINK_ACT_LIM
- OUT_LINK_ACT_LIM
- PROPAGATION_DELAY
- SECURITY
- TOT_LINK_ACT_LIM

See the descriptions of the parameter keywords to define the OEM_PORT_DEFAULTS parameter.

OUT_LINK_ACT_LIM

Required?	No
Keyword Type	Unsigned number
Multiples Allowed?	No, only one for each PORT keyword

The OUT_LINK_ACT_LIM parameter specifies the number of link stations reserved for outbound activation on this port. The maximum number of inbound

EE-Specific Data

link stations that can be active concurrently is the value of the TOT_LINK_ACT_LIM parameter minus the value of the OUT_LINK_ACT_LIM parameter.

Notes:

1. If the PORT_TYPE on the PORT keyword is specified as NONSWITCHED and the LINK_STATION_ROLE on the PORT keyword is specified as NEGOTIABLE, the OUT_LINK_ACT_LIM parameter must be specified as 0.
2. If the LINK_STATION_ROLE on the PORT keyword is specified as PRIMARY, the value of the OUT_LINK_ACT_LIM parameter must be specified as equal to the value of the TOT_LINK_ACT_LIM parameter.
3. If the PORT_TYPE on the PORT keyword is specified as NONSWITCHED and the LINK_STATION_ROLE on the PORT keyword is specified as SECONDARY, the OUT_LINK_ACT_LIM parameter must be specified as 0 or 1.
4. If this port is for the AnyNet DLC, the OUT_LINK_ACT_LIM parameter must be specified as 0.

This parameter is optional.

PROPAGATION_DELAY

Required?	No
Keyword Type	Enumerated
Multiples Allowed?	No, only one for each PORT_OEM_SPECIFIC_DATA parameter

The PROPAGATION_DELAY parameter specifies the time it takes for a signal to travel the length of the link, in microseconds. The value is encoded as a 1-byte floating-point number, represented by the following formula:

$$0.1 \text{ mmm} * 2 \text{ eeeee}$$

where the bit representation of the byte is *eeeeemmm*.

Valid values are:

LAN	Less than 480 microseconds delay.
MAXIMUM	Maximum propagation delay.
MINIMUM	No propagation delay.
PKT_SWITCHED_NET	Between 49 512 and 245 760 microseconds delay.
SATELLITE	Longer than 245 760 microseconds delay.
TELEPHONE	Between 480 and 49 512 microseconds delay.

This parameter is optional.

SECURITY

Required?	No
Keyword Type	Enumerated
Multiples Allowed?	No, only one for each PORT_OEM_SPECIFIC_DATA parameter

The SECURITY parameter specifies the type of security used for transmission of data over the connection. Valid values are:

ENCRYPTED

There is encryption over the line.

GUARDED_CONDUIT

The conduit is protected against physical tapping.

GUARDED_RADIATION

The line is protected against physical and radiation tapping.

NONSECURE

No security exists.

PUBLIC_SWITCHED_NETWORK

Data is transmitted over a public switched network.

SECURE_CONDUIT

The line is a secure conduit that is not guarded.

UNDERGROUND_CABLE

Data is transmitted over a secure underground cable.

This parameter is optional.

TOT_LINK_ACT_LIM

Required?	No
Keyword Type	Unsigned number
Multiples Allowed?	No

The TOT_LINK_ACT_LIM parameter specifies the maximum number of link stations that can be active concurrently. This must be greater than or equal to the sum of the INB_LINK_ACT_LIM and OUT_LINK_ACT_LIM parameter values.

Notes:

1. If the PORT_TYPE on the PORT keyword is specified as NONSWITCHED and the LINK_STATION_ROLE on the PORT keyword is specified as NEGOTIABLE or SECONDARY, the TOT_LINK_ACT_LIM parameter must be specified as 1.
2. If the LINK_STATION_ROLE on the PORT keyword is specified as PRIMARY, the TOT_LINK_ACT_LIM parameter must be specified in the range greater than or equal to 1-256.
3. If this port is for the AnyNet DLC, the TOT_LINK_ACT_LIM parameter must be specified as 65 535.

This parameter is optional.

Appendix C. LAN-Specific Data

If you are using the LAN DLC, use this appendix to define the keyword parameters for the LINK_STATION and PORT keywords.

LINK_STATION Keywords for the LAN DLC

The following section describes the parameter keyword you can specify in the LINK_STATION keyword to use the LAN DLC.

DEST_ADDRESS

Required?	No
Keyword Type	Hexadecimal string
Multiples Allowed?	No, only one for each LINK_STATION keyword

The DEST_ADDRESS parameter specifies a 14 byte hexadecimal string comprised of the 12 byte medium access control (MAC) address concatenated with the two byte service access point (SAP) address.

This parameter is optional.

PORT Keywords for the LAN DLC

The following section describes the parameter keywords you can specify in the PORT keyword to use the LAN DLC.

DLC_DATA

Required?	No
Keyword Type	Hexadecimal string
Multiples Allowed?	No, only one for each PORT keyword

The DLC_DATA parameter specifies a 14 byte hexadecimal string comprised of 12 zeros concatenated with the two byte local service access point (SAP) address specified on the LOCAL_SAP parameter.

This parameter is optional.

DLC_NAME

Required?	Yes
Keyword Type	String
Field Length	1–8
Multiples Allowed?	No, only one for each PORT keyword

LAN-Specific Data

The `DLC_NAME` parameter specifies 1- to 8-byte name of the communication adapter or protocol you are using. For the LAN DLC, `DLC_NAME` should be specified as `LAN`.

This parameter is required.

PORT_LAN_SPECIFIC_DATA

Required?	No
Keyword Type	Complex
Multiples Allowed?	No, only one for each PORT keyword

The `PORT_LAN_SPECIFIC_DATA` parameter is a complex keyword comprised of the following parameter keywords:

- `ACK_DELAY`
- `ACK_TIMEOUT`
- `ADAPTER_NUMBER`
- `BUSY_STATE_TIMEOUT`
- `IDLE_STATE_TIMEOUT`
- `INB_LINK_ACT_LIM`
- `LOCAL_SAP`
- `MAX_RETRY`
- `OUT_LINK_ACT_LIM`
- `OUTSTANDING_TRANSMITS`
- `POLL_TIMEOUT`
- `POOL_SIZE`
- `REJECT_RESPONSE_TIMEOUT`
- `TEST_RETRY_INTERVAL`
- `TEST_RETRY_LIMIT`
- `TOT_LINK_ACT_LIM`
- `XID_RETRY_INTERVAL`
- `XID_RETRY_LIMIT`

See the descriptions of the parameter keywords to define the `PORT_LAN_SPECIFIC_DATA` parameter.

ACK_DELAY



Required?	Yes
Keyword Type	Unsigned number
Default	100
Range	30–1 000
Multiples Allowed?	No, only one for each <code>PORT_LAN_SPECIFIC_DATA</code> parameter

The `ACK_DELAY` parameter specifies the time that the LAN device withholds a response to a received frame in order to allow more frames to be received and acknowledged with the same Request Ready (RR).

ACK_DELAY is an integer in the range 30–1 000 milliseconds.

This parameter is required. The default value is 100 milliseconds.

ACK_TIMEOUT

Required?	Yes	
Keyword Type	Unsigned number	
Default	10 000	
Default	3 000	
Range	500–10 000	
Multiples Allowed?	No, only one for each PORT_LAN_SPECIFIC_DATA parameter	

The ACK_TIMEOUT parameter specifies the time that a station should wait for an acknowledgment from a remote station after sending data.





ACK_TIMEOUT is an integer in the range 500–10 000 milliseconds. The default is 10 000 milliseconds.



ACK_TIMEOUT is an integer in the range 500–10 000 milliseconds. The default is 3 000 milliseconds.

This parameter is required.

ADAPTER_NUMBER

Required?	Yes	
Keyword Type	Unsigned number	
Range	0–7	
Range	0–7 or 9 999	
Multiples Allowed?	No, only one for each PORT_LAN_SPECIFIC_DATA parameter	

The ADAPTER_NUMBER parameter uniquely identifies this adapter.



ADAPTER_NUMBER is an integer in the range 0–7.



ADAPTER_NUMBER is an integer in the range 0–7 or 9 999. The value 9 999 indicates that the first available LAN adapter will be used.

This parameter is required.

If you are creating a configuration to be exported to another Communications Server system, you can select any adapter number for this definition.

BUSY_STATE_TIMEOUT

Required?	Yes
Keyword Type	Unsigned number
Default	15
Range	10–60
Multiples Allowed?	No, only one for each PORT_LAN_SPECIFIC_DATA parameter

The `BUSY_STATE_TIMEOUT` parameter specifies the time that the local node waits for the remote node to exit a busy state. A busy state is entered when there is not enough memory to receive the incoming frames; the incoming frames are rejected. When resources are freed, the node exits the busy state.

`BUSY_STATE_TIMEOUT` is an integer in the range 10-60 seconds.

This parameter is required. The default value is 15.

IDLE_STATE_TIMEOUT

Required?	Yes
Keyword Type	Unsigned number
Default	30
Range	10–120
Multiples Allowed?	No, only one for each PORT_LAN_SPECIFIC_DATA parameter

The `IDLE_STATE_TIMEOUT` parameter specifies the time that the LAN device driver waits for a frame to be received before declaring the link to be inoperative.

`IDLE_STATE_TIMEOUT` is an integer in the range 10-120 seconds.

This parameter is required. The default value is 30 seconds.

INB_LINK_ACT_LIM



The `INB_LINK_ACT_LIM` parameter keyword applies to Communications Server only.

Required?	No
Keyword Type	Unsigned number
Default	128
Range	0–255
Multiples Allowed?	No, only one for each PORT keyword

The INB_LINK_ACT_LIM parameter specifies the number of link stations reserved for inbound activation on this port. The maximum number of outbound link stations that can be active concurrently is the value of the TOT_LINK_ACT_LIM parameter minus the value of the INB_LINK_ACT_LIM parameter.

Note: If the PORT_TYPE on the PORT keyword is specified as NONSWITCHED and the LINK_STATION_ROLE on the PORT keyword is specified as PRIMARY, the INB_LINK_ACT_LIM parameter must be specified as 0.

This parameter is optional.

LOCAL_SAP

Required?	Yes
Keyword Type	Hexadecimal number
Default	X'04'
Range	X'04'–X'FC'
Multiples Allowed?	No, only one for each PORT_LAN_SPECIFIC_DATA parameter

The LOCAL_SAP parameter specifies the local service access point (SAP) number of the local port. The value must be a multiple of 4.

LOCAL_SAP is a hexadecimal value in the range X'04'–X'FC'.

This parameter is required. The default value is X'04'.

MAX_RETRY

Required?	Yes
Keyword Type	Unsigned number
Default	10
Range	1–127
Multiples Allowed?	No, only one for each PORT_LAN_SPECIFIC_DATA parameter

The MAX_RETRY parameter specifies the number of times a frame is resent while waiting for the remote device to respond. When a frame is sent to the remote device with the POLL bit set, the local device waits the amount of time specified for the POLL_TIMEOUT parameter for the remote device to respond. If the timeout expires, the frame is resent and the timeout is reset. This occurs the number of times specified by MAX_RETRY.

This parameter is required. The default value is 10 retries.

OUT_LINK_ACT_LIM



The OUT_LINK_ACT_LIM parameter keyword applies to Communications Server only.

Required?	No
Keyword Type	Unsigned number
Default	127
Range	1–255
Multiples Allowed?	No, only one for each PORT keyword

The OUT_LINK_ACT_LIM parameter specifies the number of link stations reserved for outbound activation on this port. The maximum number of inbound link stations that can be active concurrently is the value of the TOT_LINK_ACT_LIM parameter minus the value of the OUT_LINK_ACT_LIM parameter.

Note: If the LINK_STATION_ROLE on the PORT keyword is specified as PRIMARY, the value of the OUT_LINK_ACT_LIM parameter must be specified as equal to the value of the TOT_LINK_ACT_LIM parameter.

This parameter is optional.

OUTSTANDING_TRANSMITS



Required?	Yes
Keyword Type	Unsigned number
Default	16
Range	2–64
Multiples Allowed?	No, only one for each PORT_LAN_SPECIFIC_DATA parameter

The OUTSTANDING_TRANSMITS parameter specifies the maximum number of frames the LAN device queues to a link station before sending a Receive Not Ready (RNR) to the adjacent link station.

OUTSTANDING_TRANSMITS is an integer in the range 2-64 frames.

This parameter is required. The default value is 16 frames.

POLL_TIMEOUT

Required?	Yes	
Keyword Type	Unsigned number	
Default	8 000	
Default	3 000	
Range	500–10 000	
Multiples Allowed?	No, only one for each PORT_LAN_SPECIFIC_DATA parameter	

The POLL_TIMEOUT parameter specifies the time that the LAN device waits for a response to a frame sent with the POLL bit set.

POLL_TIMEOUT is an integer in the range 500–10 000 milliseconds.



The default is 8 000 milliseconds.



The default is 3 000 milliseconds.

This parameter is required.

POOL_SIZE

Required?	Yes
Keyword Type	Unsigned number
Default	32
Range	2–64
Multiples Allowed?	No, only one for each PORT_LAN_SPECIFIC_DATA parameter

The POOL_SIZE parameter specifies the number of buffers that are reserved in memory to hold data received from the host until it can be processed. Each buffer is the size of the PIU.

POOL_SIZE is an integer in the range 2-64 buffers.

This parameter is required. The default value is 32 buffers.

REJECT_RESPONSE_TIMEOUT



Required?	Yes
Keyword Type	Unsigned number
Default	10
Range	5–30
Multiples Allowed?	No, only one for each PORT_LAN_SPECIFIC_DATA parameter

The REJECT_RESPONSE_TIMEOUT parameter specifies the time that the LAN device waits to receive a response to an REJ frame.

REJECT_RESPONSE_TIMEOUT is an integer in the range 5–30 seconds.

This parameter is required. The default value is 10 seconds.

TEST_RETRY_INTERVAL

Required?	Yes	
Keyword Type	Unsigned number	
Default	8	
Range	5–30	
Range	5–60	
Multiples Allowed?	No, only one for each PORT_LAN_SPECIFIC_DATA parameter	

The TEST_RETRY_INTERVAL parameter specifies the time between attempts to find the adjacent link station on the local area network (LAN). The number of attempts made are based on the value specified for the TEST_RETRY_LIMIT parameter.



TEST_RETRY_INTERVAL is an integer in the range 5-30 seconds.



TEST_RETRY_INTERVAL is an integer in the range 5-60 seconds.

This parameter is required. The default value is 8 seconds.

TEST_RETRY_LIMIT

Required?	Yes
Keyword Type	Unsigned number
Default	5
Range	3–30
Multiples Allowed?	No, only one for each PORT_LAN_SPECIFIC_DATA parameter

The TEST_RETRY_LIMIT parameter specifies the maximum number of attempts to find the adjacent link station on the local area network (LAN) without receiving an acknowledgment in the time set by the value for the TEST_RETRY_INTERVAL parameter.

TEST_RETRY_LIMIT is an integer in the range 3-30 attempts.

This parameter is required. The default value is 5 attempts.

TOT_LINK_ACT_LIM

The TOT_LINK_ACT_LIM parameter keyword applies to Communications Server only.

Required?	No
Keyword Type	Unsigned number
Default	255
Range	1–255
Multiples Allowed?	No, only one for each PORT keyword

The TOT_LINK_ACT_LIM parameter specifies the maximum number of link stations that can be active concurrently. This must be greater than or equal to the sum of the INB_LINK_ACT_LIM and OUT_LINK_ACT_LIM parameter values.

Note: If the PORT_TYPE on the PORT keyword is specified as NONSWITCHED and the LINK_STATION_ROLE on the PORT keyword is specified as NEGOTIABLE or SECONDARY, the TOT_LINK_ACT_LIM parameter must be specified in the range greater than or equal to 1-255.

This parameter is optional.

XID_RETRY_INTERVAL

Required?	Yes
Keyword Type	Unsigned number
Default	8
Range	5–60
Multiples Allowed?	No, only one for each PORT_LAN_SPECIFIC_DATA parameter

LAN-Specific Data

The `XID_RETRY_INTERVAL` parameter specifies the time the link station waits for a reply to an XID command before sending another XID to the remote station. The number of times an XID is sent is based on the value specified on the `XID_RETRY_LIMIT` parameter.

`XID_RETRY_INTERVAL` is an integer in the range 5-60 seconds.

This parameter is required. The default value is 8 seconds.

XID_RETRY_LIMIT

Required?	Yes
Keyword Type	Unsigned number
Default	5
Range	3-30
Multiples Allowed?	No, only one for each <code>PORT_LAN_SPECIFIC_DATA</code> parameter

The `XID_RETRY_LIMIT` parameter specifies the maximum number of times Communications Server or Personal Communications sends XID commands to the remote station to establish a link, without receiving an acknowledgment from the remote station in the time specified for the `XID_RETRY_INTERVAL` parameter.

`XID_RETRY_LIMIT` is an integer in the range 3-30 times.

This parameter is required. The default value is 5 times.

Appendix D. OEM-Specific Data

If you are using an OEM DLC, use this appendix to define the keyword parameters for the LINK_STATION and PORT keywords.

LINK_STATION Keywords for an OEM DLC

The following section describes the parameter keywords you can specify in the LINK_STATION keyword to use an OEM DLC.

DEST_ADDRESS

Required?	No
Keyword Type	Hexadecimal string
Field Length	0–34
Multiples Allowed?	No, only one for each LINK_STATION keyword

The DEST_ADDRESS parameter specifies the necessary addressing information to contact a remote node over this DLC. The value is a 0- to 34-byte hexadecimal character string. This addressing information is manufacturer-specific.

This parameter is optional.

LINK_STATION_OEM_SPECIFIC_DATA

Required?	No
Keyword Type	Complex
Multiples Allowed?	No, only one for each LINK_STATION keyword

The LINK_STATION_OEM_SPECIFIC_DATA parameter is a complex keyword comprised of the OEM_LINK_DATA parameter keyword.

See the description of OEM_DATA to define the LINK_STATION_OEM_SPECIFIC_DATA parameter.

OEM_DATA

Required?	No
Keyword Type	Hexadecimal string
Multiples Allowed?	Yes

The OEM_DATA parameter specifies binary information specific for the OEM card manufacturer's use only. Communications Server or Personal Communications supports the use of OEM communications devices where the OEM manufacturer provides its own configuration panels. More than one OEM_DATA parameter might appear in the ASCII configuration file.

OEM-Specific Data

Note: Since the format of this binary data is very specific to the OEM device, you should not attempt to enter this value directly into the ACG file. The value should only be entered using the configuration application provided by the OEM manufacturer.

This parameter is optional.

OEM_LINK_DATA

Required?	No
Keyword Type	Complex
Multiples Allowed?	No, only one for each LINK_STATION_OEM_SPECIFIC DATA parameter

The OEM_LINK_DATA parameter is a complex keyword comprised of the OEM_DATA parameter keyword.

See the description of the OEM_DATA parameter keyword to define the OEM_LINK_DATA parameter.

PORT Keywords for an OEM DLC

The following section describes the parameter keywords you can specify in the PORT keyword to use an OEM DLC.

DLC_DATA

Required?	No
Keyword Type	Hexadecimal string
Field Length	1–32
Multiples Allowed?	No, only one for each PORT keyword

The DLC_DATA parameter specifies information that is manufacturer-specific. The value is a 1- to 32-byte hexadecimal character string.

This parameter is optional.

DLC_NAME

Required?	Yes
Keyword Type	String
Field Length	1–8
Multiples Allowed?	No, only one each PORT keyword

The DLC_NAME parameter specifies the 1- to 8-byte character name of the communication adapter or protocol you are using.

For OEM devices, DLC_NAME is manufacturer-specific.

This parameter is required.

PORT_OEM_SPECIFIC_DATA

Required?	No
Keyword Type	Complex
Multiples Allowed?	No, only one for each PORT keyword

The PORT_OEM_SPECIFIC_DATA parameter is a complex keyword comprised of the following parameter keywords:

- OEM_LINK_DATA
- OEM_PORT_DATA
- OEM_PORT_DEFAULTS

See the descriptions of the parameter keywords to define the PORT_OEM_SPECIFIC_DATA parameter.

COST_PER_CONNECT_TIME

Required?	No
Keyword Type	Unsigned number
Range	0–255
Multiples Allowed?	No, only one for each PORT keyword

The COST_PER_CONNECT_TIME parameter specifies the cost per connect time.

The value is an integer in the range 0-255.

This parameter is optional.

EFFECTIVE_CAPACITY

Required?	No
Keyword Type	Unsigned number
Multiples Allowed?	No, only one for each PORT keyword

The EFFECTIVE_CAPACITY parameter specifies the actual units of effective capacity. The value is encoded as a 1-byte floating-point number, represented by the following formula:

$$0.1 \text{ mmm} * 2 \text{ eeeee}$$

where the bit representation of the byte is *eeeeemmm*. Each unit of effective capacity is equal to 300 bits per second.

This parameter is optional.

INB_LINK_ACT_LIM

Required?	No
Keyword Type	Unsigned number
Multiples Allowed?	No, only one for each PORT keyword

OEM-Specific Data

The INB_LINK_ACT_LIM parameter specifies the number of link stations reserved for inbound activation on this port. The maximum number of outbound link stations that can be active concurrently is the value of the TOT_LINK_ACT_LIM parameter minus the value of the INB_LINK_ACT_LIM parameter.

Notes:

1. If the PORT_TYPE on the PORT keyword is specified as NONSWITCHED and the LINK_STATION_ROLE on the PORT keyword is specified as NEGOTIABLE or PRIMARY, the INB_LINK_ACT_LIM parameter must be specified as 0.
2. If the PORT_TYPE on the PORT keyword is specified as NONSWITCHED and the LINK_STATION_ROLE on the PORT keyword is specified as SECONDARY, the INB_LINK_ACT_LIM parameter must be specified as 0 or 1.
3. If this port is for the AnyNet DLC, the INB_LINK_ACT_LIM parameter must be specified as 0.

This parameter is optional.

OEM_DATA

Required?	No
Keyword Type	Hexadecimal string
Multiples Allowed?	Yes

The OEM_DATA parameter specifies binary information specific for the OEM card manufacturer's use only. Communications Server or Personal Communications supports the use of OEM communications devices where the OEM manufacturer provides its own configuration panels. More than one OEM_DATA parameter might appear in the ASCII configuration file.

Note: Since the format of this binary data is very specific to the OEM device, you should not attempt to enter this value directly into the ACG file. The value should only be entered using the configuration application provided by the OEM manufacturer.

This parameter is optional.

OEM_LINK_DATA

Required?	No
Keyword Type	Complex
Multiples Allowed?	No, only one for each LINK_STATION_OEM_SPECIFIC_DATA parameter

The OEM_LINK_DATA parameter is a complex keyword comprised of the OEM_DATA parameter keyword.

See the description of the OEM_DATA parameter keyword to define the OEM_LINK_DATA parameter.

OEM_PORT_DATA

Required?	No
Keyword Type	Complex
Multiples Allowed?	Yes

The OEM_PORT_DATA parameter is a complex keyword comprised of the OEM_DATA parameter keyword.

See the description of the OEM_DATA parameter keyword to define the OEM_PORT_DATA parameter.

OEM_PORT_DEFAULTS

Required?	No
Keyword Type	Complex
Multiples Allowed?	No, only one for each PORT_OEM_SPECIFIC_DATA parameter

The OEM_PORT_DEFAULTS parameter is a complex keyword comprised of the following parameter keywords:

- COST_PER_CONNECT_TIME
- EFFECTIVE_CAPACITY
- INB_LINK_ACT_LIM
- OUT_LINK_ACT_LIM
- PROPAGATION_DELAY
- SECURITY
- TOT_LINK_ACT_LIM

See the descriptions of the parameter keywords to define the OEM_PORT_DEFAULTS parameter.

OUT_LINK_ACT_LIM

Required?	No
Keyword Type	Unsigned number
Multiples Allowed?	No, only one for each PORT keyword

The OUT_LINK_ACT_LIM parameter specifies the number of link stations reserved for outbound activation on this port. The maximum number of inbound link stations that can be active concurrently is the value of the TOT_LINK_ACT_LIM parameter minus the value of the OUT_LINK_ACT_LIM parameter.

Notes:

1. If the PORT_TYPE on the PORT keyword is specified as NONSWITCHED and the LINK_STATION_ROLE on the PORT keyword is specified as NEGOTIABLE, the OUT_LINK_ACT_LIM parameter must be specified as 0.
2. If the LINK_STATION_ROLE on the PORT keyword is specified as PRIMARY, the value of the OUT_LINK_ACT_LIM parameter must be specified as equal to the value of the TOT_LINK_ACT_LIM parameter.

OEM-Specific Data

3. If the PORT_TYPE on the PORT keyword is specified as NONSWITCHED and the LINK_STATION_ROLE on the PORT keyword is specified as SECONDARY, the OUT_LINK_ACT_LIM parameter must be specified as 0 or 1.
4. If this port is for the AnyNet DLC, the OUT_LINK_ACT_LIM parameter must be specified as 0.

This parameter is optional.

PROPAGATION_DELAY

Required?	No
Keyword Type	Enumerated
Multiples Allowed?	No, only one for each PORT keyword

The PROPAGATION_DELAY parameter specifies the time it takes for a signal to travel the length of the link, in microseconds. The value is encoded as a 1-byte floating-point number, represented by the following formula:

$$0.1 \text{ mmm} * 2 \text{ eeeee}$$

where the bit representation of the byte is *eeeeemmm*.

Valid values are:

LAN	Less than 480 microseconds delay.
MAXIMUM	Maximum propagation delay.
MINIMUM	No propagation delay.
PKT_SWITCHED_NET	Between 49 512 and 245 760 microseconds delay.
SATELLITE	Longer than 245 760 microseconds delay.
TELEPHONE	Between 480 and 49 512 microseconds delay.

This parameter is optional.

SECURITY

Required?	No
Keyword Type	Enumerated
Multiples Allowed?	No, only one for each PORT keyword

The SECURITY parameter specifies the type of security used for transmission of data over the connection. Valid values are:

ENCRYPTED

There is encryption over the line.

GUARDED_CONDUIT

The conduit is protected against physical tapping.

GUARDED_RADIATION

The line is protected against physical and radiation tapping.

NONSECURE

No security exists.

PUBLIC_SWITCHED_NETWORK

Data is transmitted over a public switched network.

SECURE_CONDUIT

The line is a secure conduit that is not guarded.

UNDERGROUND_CABLE

Data is transmitted over a secure underground cable.

This parameter is optional.

TOT_LINK_ACT_LIM

Required?	No
Keyword Type	Unsigned number
Multiples Allowed?	No, only one for each PORT keyword

The TOT_LINK_ACT_LIM parameter specifies the maximum number of link stations that can be active concurrently. This must be greater than or equal to the sum of the INB_LINK_ACT_LIM and OUT_LINK_ACT_LIM parameter values.

Notes:

1. If the PORT_TYPE on the PORT keyword is specified as NONSWITCHED and the LINK_STATION_ROLE on the PORT keyword is specified as NEGOTIABLE or SECONDARY, the TOT_LINK_ACT_LIM parameter must be specified as 1.
2. If the LINK_STATION_ROLE on the PORT keyword is specified as PRIMARY, the TOT_LINK_ACT_LIM parameter must be specified in the range greater than or equal to 1-256.
3. If this port is for the AnyNet DLC, the TOT_LINK_ACT_LIM parameter must be specified as 65 535.

This parameter is optional.

Appendix E. SDLC-Specific Data

If you are using the SDLC DLC, use this appendix to define the keyword parameters for the LINK_STATION and PORT keywords.

LINK_STATION Keywords for the SDLC DLC

The following section describes the parameter keywords you can specify in the LINK_STATION keyword to use the SDLC DLC.

DEST_ADDRESS

Required?	No
Keyword Type	Hexadecimal string
Multiples Allowed?	No, only one for each LINK_STATION keyword

The DEST_ADDRESS parameter specifies the link station address.

The value is a 2 byte hexadecimal character string.

This parameter is optional.

LINK_STATION_SDLC_SPECIFIC_DATA

Required?	No
Keyword Type	Complex
Multiples Allowed?	No, only one for each LINK_STATION keyword

The LINK_STATION_SDLC_SPECIFIC_DATA parameter is a complex keyword comprised of the following parameter keywords:

- BACKUP_PHONE_NUMBER
- CONNECT_RETRY_COUNT
- CONNECT_TIMER
- FRAMING_STANDARD
- INACTIVITY_TIMER
- PORT_SPEED
- PRIMARY_PHONE_NUMBER
- RESPONSE_RETRY_COUNT
- RESPONSE_TIMER
- USE_NRZI_ENCODING

See the descriptions of the parameter keywords to define the LINK_STATION_SDLC_SPECIFIC_DATA parameter.

BACKUP_PHONE_NUMBER

Required?	No
Keyword Type	String
Field Length	1–62
Multiples Allowed?	No, only one for each LINK_STATION_SDLC_SPECIFIC_DATA parameter

The BACKUP_PHONE_NUMBER parameter specifies the 1- to 62-character phone number used as the backup phone number.

This parameter is optional.

CONNECT_RETRY_COUNT

Required?	No
Keyword Type	Unsigned number
Default	10
Range	0–127
Multiples Allowed?	No, only one for each LINK_STATION_SDLC_SPECIFIC_DATA parameter

The CONNECT_RETRY_COUNT parameter is used with CONNECT_TIMER parameter to allow enough time for the receipt of an exchange identifier (XID) response from the secondary link station. This is needed if the local link station is specified or negotiated as primary. The link activation fails if no XID response is received from the secondary station for the interval (CONNECT_TIMER value times CONNECT_RETRY_COUNT value).

The value is an integer in the range 0-127 retries.

This parameter is optional. The default is 10.

CONNECT_TIMER

Required?	No
Keyword Type	Unsigned number
Default	2
Range	1–30
Multiples Allowed?	No, only one for each LINK_STATION_SDLC_SPECIFIC_DATA parameter

The CONNECT_TIMER parameter is used with the CONNECT_RETRY_COUNT parameter to allow enough time for the receipt of an exchange identifier (XID) response from the secondary link station. This is needed if the local link station is specified or negotiated as primary. The link activation fails if no XID response is received from the secondary station for the interval (CONNECT_TIMER value times CONNECT_RETRY_COUNT value).

The value is an integer in the range 1-30 seconds.

This parameter is optional. The default is 2 seconds.

FRAMING_STANDARD

Required?	No
Keyword Type	Enumerated
Default	SNA_OVER_ASYNC
Multiples Allowed?	No, only one for each LINK_STATION_SDLC_SPECIFIC_DATA parameter

The FRAMING_STANDARD parameter specifies the framing options that support the medium access control (MAC) function for COM port devices. The type of standards that can be specified are:

ADVANTIS	SDLC over asynchronous communications when connecting with Advantis (IIN).
HAYES AUTOSYNC	SDLC over asynchronous communications via a Hayes AutoSync modem
SNA_OVER_ASYNC	Synchronous data link control (SDLC) over asynchronous communications, as in the International Organization for Standardization (ISO) Standard 3309.

This parameter is optional. The default is SNA_OVER_ASYNC

INACTIVITY_TIMER

Required?	No
Keyword Type	Unsigned number
Default	80
Range	40-160
Multiples Allowed?	No, only one for each LINK_STATION_SDLC_SPECIFIC_DATA parameter

The INACTIVITY_TIMER parameter specifies the amount of time before the link is disconnected when the secondary link station has not received a poll. The inactivity timer is only used when the link station role is specified or negotiated as primary.

The value is an integer in the range 40-160 seconds.

This parameter is optional. The default is 80 seconds.

SDLC-Specific Data

PORT_SPEED

Required?	No
Keyword Type	Unsigned number
Default	57 600
Range	2 400–115 200
Multiples Allowed?	No, only one for each LINK_STATION_SDLC_SPECIFIC_DATA parameter

The PORT_SPEED parameter specifies the serial port speed supported by the device used for the connection.

The value is an integer in the range 2 400–115 200 bits per second (bps).

This parameter is optional. The default is 57 600.

If the highest carrier speed of your modem is 14 400 bps, specify a port speed of 57 600 bps or lower. If the highest carrier speed is 28 800 bps or higher, specify a port speed of 115 200 to use the maximum compression capabilities for the modem. A port speed of 115 200 bps is recommended for systems with Pentium® processors.

PRIMARY_PHONE_NUMBER

Required?	No
Keyword Type	String
Field Length	1–62
Multiples Allowed?	No, only one for each LINK_STATION_SDLC_SPECIFIC_DATA parameter

The PRIMARY_PHONE_NUMBER parameter specifies the 1- to 62-character phone number used as the primary phone number.

This parameter is optional.

RESPONSE_RETRY_COUNT

Required?	No
Keyword Type	Unsigned number
Default	10
Range	1–127
Multiples Allowed?	No, only one for each LINK_STATION_SDLC_SPECIFIC_DATA parameter

The RESPONSE_RETRY_COUNT parameter is used with the RESPONSE_TIMER parameter to help maintain the link connection to the secondary link station. The retry count is only used when the link station role is specified or negotiated as

primary. The link is disconnected when no response is received from the secondary station for the interval (RESPONSE_TIMER parameter value times RESPONSE_RETRY_COUNT value).

The value is an integer in the range 1-127 retries.

This parameter is optional. The default is 10.

RESPONSE_TIMER

Required?	No
Keyword Type	Unsigned number
Default	4
Range	2–20
Multiples Allowed?	No, only one for each LINK_STATION_SDLC_SPECIFIC_DATA parameter

The RESPONSE_TIMER parameter is used with the RESPONSE_RETRY_COUNT parameter to help maintain the link connection to the secondary link station. The response timer is only used when the link station role is specified or negotiated as primary. The link is disconnected if no response is received from the secondary station for the interval (RESPONSE_TIMER value times RESPONSE_RETRY_COUNT value).

The value is an integer in the range 2-20 seconds.

This parameter is optional. The default is 4 seconds.

USE_NRZI_ENCODING

Required?	No
Keyword Type	Boolean
Default	0
Multiples Allowed?	No, only one for each LINK_STATION_SDLC_SPECIFIC_DATA parameter

The USE_NRZI_ENCODING specifies how synchronous data sent to the modem is encoded. Valid values are:

- 0 Use non-return-to-zero (NRZ) encoding.
- 1 Use non-return-to-zero inverted (NRZI) encoding.

This parameter is optional. The default is 0.

PORT Keywords for the SDLC DLC

The following section describes the parameter keywords you can specify in the PORT keyword to use the SDLC DLC.

SDLC-Specific Data

DLC_DATA

Required?	No
Keyword Type	Hexadecimal string
Multiples Allowed?	No, only one for each PORT_SDLC_SPECIFIC_DATA parameter

The DLC_DATA parameter specifies the link station address.

The value is a 2 byte hexadecimal character string in the range of X'00'–X'FF'.

This parameter is optional. The default address is X'C1'.

If the LINK_STATION_ROLE parameter on the PORT or LINK_STATION keyword is specified as PRIMARY, this value is forced to X'FF'.

If the LINK_STATION_ROLE parameter on the PORT or LINK_STATION keyword is specified as SECONDARY, this value is forced to X'00'.

DLC_NAME

Required?	Yes
Keyword Type	String
Field Length	1–8
Multiples Allowed?	No, only one for each PORT keyword

The DLC_NAME parameter specifies the 1- to 8-byte name of the communication adapter or protocol you are using. For the SDLC DLC, DLC_NAME should be specified as **SDLC**.

This parameter is required.

PORT_SDLC_SPECIFIC_DATA

Required?	No
Keyword Type	Complex
Multiples Allowed?	No, only one for each PORT keyword

The PORT_SDLC_SPECIFIC_DATA parameter is a complex keyword comprised of the following parameter keywords:

- ACCEPT_INCOMING_CALLS
- CONNECT_RETRY_COUNT
- CONNECT_TIMER
- DUMB_CARD_INTERFACE
- FRAMING_STANDARD
- FULL_DUPLEX_SUPPORT
- INACTIVITY_TIMER
- IRQ_LEVEL
- MODEM_NAME

- MULTIDROP_PRIMARY_SERVER
- OEM_DATA
- OEM_PORT_DATA
- PORT_SPEED
- RESPONSE_RETRY_COUNT
- RESPONSE_TIMER
- SHARED_RAM_ADDRESS
- STATION_POLL_COUNT
- TRANSMISSION_FLAGS
- USE_CONSTANT_RTS
- USE_NRZI_ENCODING

See the descriptions of the parameter keywords to define the PORT_SDLC_SPECIFIC_DATA parameter.

ACCEPT_INCOMING_CALLS

Required?	Yes
Keyword Type	Boolean
Default	0
Multiples Allowed?	No, only one for each PORT_SDLC_SPECIFIC_DATA parameter

The ACCEPT_INCOMING_CALLS parameter specifies whether Communications Server or Personal Communications is able to accept calls from other computers. Valid values are:

- 0 The product is not able to accept calls from other computers.
- 1 The product is able to accept calls from other computers.

This parameter is required. The default is 0.

If you allow the product to accept incoming calls through a COM port, it has exclusive use of the port when you start the configuration. If you want another program to use this port, you must stop Communications Server or Personal Communications to stop the COM port device. (Merely closing the session using the port is not enough, because that does not stop the COM port devices.)

CONNECT_RETRY_COUNT

Required?	Yes
Keyword Type	Unsigned number
Default	10
Range	0–127
Multiples Allowed?	No, only one for each PORT_SDLC_SPECIFIC_DATA parameter

The CONNECT_RETRY_COUNT parameter is used with CONNECT_TIMER parameter to allow enough time for the receipt of an exchange identifier (XID) response from the secondary link station. This is needed if the local link station is specified or negotiated as primary. The link activation fails if no XID response is

SDLC-Specific Data

received from the secondary station for the interval (CONNECT_TIMER value times CONNECT_RETRY_COUNT value).

The value is an integer in the range 0-127 retries.

This parameter is required. The default is 10.

CONNECT_TIMER

Required?	Yes
Keyword Type	Unsigned number
Default	2
Range	1-30
Multiples Allowed?	No, only one for each PORT_SDLC_SPECIFIC_DATA parameter

The CONNECT_TIMER parameter is used with the CONNECT_RETRY_COUNT parameter to allow enough time for the receipt of an exchange identifier (XID) response from the secondary link station. This is needed if the local link station is specified or negotiated as primary. The link activation fails if no XID response is received from the secondary station for the interval (CONNECT_TIMER value times CONNECT_RETRY_COUNT value).

The value is an integer in the range 1-30 seconds.

This parameter is optional. The default is 2 seconds.

DUMB_CARD_INTERFACE



The DUMB_CARD_INTERFACE parameter keyword applies to Communications Server only.

Required?	Yes
Keyword Type	Boolean
Default	0
Multiples Allowed?	No, only one for each PORT_SDLC_SPECIFIC_DATA parameter

The DUMB_CARD_INTERFACE parameter specifies whether the OEM communications device uses the Microsoft® SNA Server synchronous dumb card interface. Communications Server supports the use of OEM communications devices where the OEM manufacturer provides its own configuration panels. Valid values are:

- 0** The OEM communications device does not use the Microsoft SNA Server synchronous dumb card interface. The device uses the shallow interface provided by Communications Server.
- 1** The OEM communications device uses the Microsoft SNA Server synchronous dumb card interface.

Note: This value should only be entered using the configuration application provided by the OEM manufacturer.

This parameter is required. The default is 0.

FRAMING_STANDARD

Required?	Yes
Keyword Type	Enumerated
Default	SNA_OVER_ASYNC
Multiples Allowed?	No, only one for each PORT_SDLC_SPECIFIC_DATA parameter

The FRAMING_STANDARD parameter specifies the framing options that support the medium access control (MAC) function for COM port devices. The type of standards that can be specified are:

ADVANTIS	SDLC over asynchronous communications when connecting with Advantis (IIN).
HAYES AUTOSYNC	SDLC over asynchronous communications via a Hayes AutoSync modem
SNA_OVER_ASYNC	Synchronous data link control (SDLC) over asynchronous communications, as in the International Organization for Standardization (ISO) Standard 3309.

This parameter is required. The default is SNA_OVER_ASYNC

FULL_DUPLEX_SUPPORT

Required?	Yes
Keyword Type	Boolean
Default	0
Multiples Allowed?	No, only one for each PORT_SDLC_SPECIFIC_DATA parameter

The FULL_DUPLEX_SUPPORT parameter specifies whether this transaction program supports full duplex conversations. Valid values are:

- 0 The transaction program does not support full duplex conversations.
- 1 The transaction program supports full duplex conversations.

This parameter is required. The default is 0.

Full duplex conversations refer to the ability of the transaction program to read data from and write data to other transaction programs simultaneously. Half duplex conversations require a change of direction before a transaction program may begin writing data after reading data, or vice versa. If you specify a 1, the transaction program supports either full duplex or half duplex conversations. If you specify a 0, the transaction program may only support half duplex conversations.

INACTIVITY_TIMER

Required?	Yes
Keyword Type	Unsigned number
Default	80
Range	40-160
Multiples Allowed?	No, only one for each PORT_SDLC_SPECIFIC_DATA parameter

The INACTIVITY_TIMER parameter specifies the amount of time before the link is disconnected when the secondary link station has not received a poll. The inactivity timer is only used when the link station role is specified or negotiated as primary.

The value is an integer in the range 40-160 seconds.

This parameter is required. The default is 80 seconds.

IRQ_LEVEL

Required?	Yes
Keyword Type	Unsigned number
Default	3
Range	2-15
Multiples Allowed?	No, only one for each PORT_SDLC_SPECIFIC_DATA parameter

The IRQ_LEVEL parameter (interrupt request level) specifies the IRQ level used to send or receive data frames to and from the device. Select a value that matches the installed adapter.

The value is an integer in the range 2-15.

Select a value that matches the IRQ level value specified on the installed adapter card.

This parameter is required. The default is 3.

This option only applies to industry standard architecture (ISA) adapters. For the synchronous data link control (SDLC) ISA adapters, the value must be 3. For the Multiprotocol adapter (MPA) for ISA adapters, the value can be set to 3 or 4.

MODEM_NAME

Required?	No
Keyword Type	String
Field Length	1-256
Multiples Allowed?	No, only one for each PORT_SDLC_SPECIFIC_DATA parameter

The MODEM_NAME parameter specifies the 1- to 256-character name of the modem as defined to the NT operating system. A PORT keyword passes this name to the communications port device driver, which can use this name to open the modem device and initialize it.

Note: Since the Node Configuration application produces a list of available modems from which to choose, you should not attempt to enter this value directly into the ACG file.

The value is a 1-256 character string.

This parameter is optional.

MULTIDROP_PRIMARY_SERVER

Required?	Yes
Keyword Type	Boolean
Default	0
Multiples Allowed?	No, only one for each PORT_SDLC_SPECIFIC_DATA parameter

The MULTIDROP_PRIMARY_SERVER parameter specifies whether this server is a multidrop primary server. Valid values are:

- 0 This server is not a multidrop primary server.
- 1 This server is a multidrop primary server.

This parameter is required. The default is 0.

A multidrop primary server allows an SNA node (Gateway, Network and HPR node) to support multiple SDLC secondary PUs with one physical leased line. This support helps to minimize operating costs by reducing the number of lines and hardware required to connect to downstream PUs. The support requires the use of multidrop modems with a configuration of one master and multiple slaves. The primary must be set to use constant RTS while the secondaries must use switched RTS. A modified round robin polling algorithm is used. The polling algorithm consists of an active list (stations which responded to a poll) and an inactive list. Stations from the active list are polled round robin a user-specified number of times before a station is polled from the inactive list. Stations are rotated on the inactive list after each unsuccessful poll.

OEM_DATA



The OEM_DATA parameter keyword applies to Communications Server only.

Required?	No
Keyword Type	Hexadecimal string
Multiples Allowed?	Yes

The OEM_DATA parameter specifies binary information specific for the OEM card manufacturer's use only. Communications Server supports the use of OEM

SDLC-Specific Data

communications devices where the OEM manufacturer provides its own configuration panels. More than one OEM_DATA parameter might appear in the ASCII configuration file.

Note: Since the format of this binary data is very specific to the OEM device, you should not attempt to enter this value directly into the ACG file. The value should only be entered using the configuration application provided by the OEM manufacturer.

This parameter is optional.

OEM_PORT_DATA



The OEM_PORT_DATA parameter keyword applies to Communications Server only.

Required?	No
Keyword Type	Complex
Multiples Allowed?	Yes

The OEM_PORT_DATA parameter is a complex keyword comprised of the OEM_DATA parameter keyword.

See the description of the OEM_DATA parameter keyword to define the OEM_PORT_DATA parameter.

PORT_SPEED

Required?	Yes
Keyword Type	Unsigned number
Default	57 600
Range	2 400–115 200
Multiples Allowed?	No, only one for each PORT_SDLC_SPECIFIC_DATA parameter

The PORT_SPEED parameter specifies the serial port speed supported by the device used for the connection.

The value is an integer in the range 2 400–115 200 bits per second (bps).

This parameter is required. The default is 57 600.

If the highest carrier speed of your modem is 14 400 bps, specify a port speed of 57 600 bps or lower. If the highest carrier speed is 28 800 bps or higher, specify a port speed of 115 200 to use the maximum compression capabilities for the modem. A port speed of 115 200 bps is recommended for systems with Pentium processors.

RESPONSE_RETRY_COUNT

Required?	Yes
Keyword Type	Unsigned number
Default	10
Range	1-127
Multiples Allowed?	No, only one for each PORT_SDLC_SPECIFIC_DATA parameter

The RESPONSE_RETRY_COUNT parameter is used with the RESPONSE_TIMER parameter to help maintain the link connection to the secondary link station. The retry count is only used when the link station role is specified or negotiated as primary. The link is disconnected when no response is received from the secondary station for the interval (RESPONSE_TIMER parameter value times RESPONSE_RETRY_COUNT value).

The value is an integer in the range 1-127 retries.

This parameter is required. The default is 10.

RESPONSE_TIMER

Required?	Yes
Keyword Type	Unsigned number
Default	4
Range	2-20
Multiples Allowed?	No, only one for each PORT_SDLC_SPECIFIC_DATA parameter

The RESPONSE_TIMER parameter is used with the RESPONSE_RETRY_COUNT parameter to help maintain the link connection to the secondary link station. The response timer is only used when the link station role is specified or negotiated as primary. The link is disconnected if no response is received from the secondary station for the interval (RESPONSE_TIMER value times RESPONSE_RETRY_COUNT value).

The value is an integer in the range 2-20 seconds.

This parameter is required. The default is 4 seconds.

SHARED_RAM_ADDRESS

Required?	No
Keyword Type	Hexadecimal number
Range	X'C0000'-X'FC000'
Multiples Allowed?	No, only one for each PORT_SDLC_SPECIFIC_DATA parameter

The SHARED_RAM_ADDRESS parameter specifies the address in memory at which the 16K buffer used by the adapter starts.

SDLC-Specific Data

The value is a hexadecimal character string in the range X'C0000'-X'FC000'.

This parameter is optional.

If you are using an industry standard architecture (ISA) adapter, you must specify the shared RAM address. If you are using an IBM Micro Channel adapter, the shared RAM address is determined automatically.

STATION_POLL_COUNT

Required?	No
Keyword Type	Unsigned number
Default	1
Range	1–10
Multiples Allowed?	No, only one for each PORT_SDLC_SPECIFIC_DATA parameter

The STATION_POLL_COUNT parameter specifies the number of times an active station is polled in the context of the polling list before a station from the inactive list is polled.

The value is an integer in the range 1-10 polls.

This parameter is optional. The default is 1 poll.

TRANSMISSION_FLAGS

Required?	Yes
Keyword Type	Unsigned number
Default	1
Range	1–10
Multiples Allowed?	No, only one for each PORT_SDLC_SPECIFIC_DATA parameter

The TRANSMISSION_FLAGS parameter specifies the minimum number of flags inserted to produce idle time between transmitted frames.

A flag is the time it takes to send one byte, and represents a delay between frames. The values are 1, 3, 4, 6, and 10. Change this parameter to a value other than 1 if the device at the other end of the communication link can not receive frames with only one intervening flag.

This parameter is required. The default is 1 flag.

USE_CONSTANT_RTS

Required?	Yes
Keyword Type	Boolean
Default	1
Multiples Allowed?	No, only one for each PORT_SDLC_SPECIFIC_DATA parameter

The `USE_CONSTANT_RTS` (request-to-send) parameter specifies whether flow control is used between an adapter and the modem. Valid values are:

- 0** The adapter waits for the CTS (clear-to-send) signal before sending data to the modem.
- 1** There is no flow control to the modem.

This parameter is required. The default is 1.

By default, for a synchronous data link control (SDLC) connection, constant RTS is specified. When this local station is a secondary link station on a multidrop connection, constant RTS should not be specified.

USE_NRZI_ENCODING

Required?	Yes
Keyword Type	Boolean
Default	0
Multiples Allowed?	No, only one for each <code>PORT_SDLC_SPECIFIC_DATA</code> parameter

The `USE_NRZI_ENCODING` specifies how synchronous data sent to the modem is encoded. Valid values are:

- 0** Use non-return-to-zero (NRZ) encoding.
- 1** Use non-return-to-zero inverted (NRZI) encoding.

This parameter is required. The default is 0.

Appendix F. Twinaxial-Specific Data

If you are using the twinaxial DLC, use this appendix to define the keyword parameters for the LINK_STATION and PORT keywords.

LINK_STATION Keywords for the Twinaxial DLC

The following section describes the parameter keyword you can specify in the LINK_STATION keyword to use the twinaxial DLC.

DEST_ADDRESS

Required?	No
Keyword Type	Hexadecimal number
Range	X'00'–X'06'
Multiples Allowed?	No, only one for each LINK_STATION keyword

The DEST_ADDRESS parameter specifies the TDLC station address.

The value is a 1-byte hexadecimal character string in the range of X'00'–X'06'.

This parameter is optional.

PORT Keywords for the Twinaxial DLC

The following section describes the parameter keywords you can specify in the PORT keyword to use the twinaxial DLC.

DLC_NAME

Required?	Yes
Keyword Type	String
Field Length	1–8
Multiples Allowed?	No, only one for each PORT keyword

The DLC_NAME parameter specifies the 1- to 8-byte name of the communication adapter or protocol you are using. For the twinaxial DLC, DLC_NAME should be specified as TWINAX.

This parameter is required.

PORT_TWINAX_SPECIFIC_DATA

Required?	No
Keyword Type	Complex
Multiples Allowed?	No, only one for each LINK_STATION keyword

Twinaxial-Specific Data

The `PORT_TWINAX_SPECIFIC_DATA` parameter is a complex keyword comprised of the following parameter keywords:

- `ADAPTER_TYPE`
- `IO_ADDRESS`
- `IRQ_LEVEL`
- `MEMORY_ADDRESS`

See the descriptions of the parameter keywords to define the `PORT_TWINAX_SPECIFIC_DATA` parameter.

ADAPTER_TYPE

Required?	Yes
Keyword Type	Enumerated
Default	NONE
Multiples Allowed?	No, only one for each <code>PORT_TWINAX_SPECIFIC_DATA</code>

The `ADAPTER_TYPE` parameter specifies the type of adapter to be used for twinaxial communication. Valid values are:

`IBM_5250_EXPRESS_ISA_ADAPTER`
`IBM_5250_EXPRESS_PCI_ADAPTER`
`NONE`
`OTHER_TWINAX_ADAPTER`
`SYSTEM_36_WORKSTATION_EMULATION_ADAPTER_A`
`5250_AT_COMMUNICATION_ADAPTER`
`5250_EMULATION_ADAPTER_A`
`5250_EMULATION_PCI_ADAPTER`
`5250E_DISPLAY_STATION_EMULATION_ADAPTER`
`IBM_5250_EXPRESS_PC_CARD`



`5250_EMULATION_PCMCIA_ADAPTER`



`5250_PCMCIA_ADAPTER_CARD`



This parameter is required. The default is `NONE`.

If you choose `OTHER_TWINAX_ADAPTER`, the product assumes that the necessary software for the adapter is installed. If it is not, you receive an error message when you start the session.

IO_ADDRESS

Required?	No
Keyword Type	Hexadecimal number
Default	X'271A'
Range	X'240A'–X'27FA'
Multiples Allowed?	No, only one for each PORT_TWINAX_SPECIFIC_DATA

The IO_ADDRESS parameter must be set for the following adapters:

- IBM Enhanced 5250 Display Station Emulation Adapter
- IBM 5250 AT-Bus Communication Adapter

The value is a hexadecimal address in the range X'240A'–X'27FA'.

This parameter is optional. The default is X'271A'.

IRQ_LEVEL

Required?	No
Keyword Type	Unsigned number
Default	5
Range	3–7
Multiples Allowed?	No, only one for each PORT_TWINAX_SPECIFIC_DATA

The IRQ_LEVEL parameter must be set for the following adapters:

- IBM Enhanced 5250 Display Station Emulation Adapter
- IBM 5250 AT-Bus Communication Adapter

The value is an integer in the range 3-7. Select a value that matches the IRQ level value specified on the installed adapter card.

This parameter is optional. The default is 5.

MEMORY_ADDRESS

Required?	No
Keyword Type	Hexadecimal number
Default	X'DC000'
Range	X'C0000'–X'DC000'
Multiples Allowed?	No, only one for each PORT_TWINAX_SPECIFIC_DATA parameter

The MEMORY_ADDRESS parameter specifies the location of the shared workstation memory used by this adapter. The IRQ_LEVEL parameter must be set for the following adapters:

- IBM Enhanced 5250 Display Station Emulation Adapter
- IBM 5250 AT-Bus Communication Adapter

Twinaxial-Specific Data

The value is a hexadecimal address in the range X'C0000'–X'DC000'. Check your adapter documentation for details on how to select the memory address.

This parameter is optional. The default is X'DC000'.

Appendix G. X.25-Specific Data

If you are using the X.25 DLC, use this appendix to define the keyword parameters for the LINK_STATION and PORT keywords.

LINK_STATION Keywords for the X.25 DLC

The following section describes the parameter keywords you can specify in the LINK_STATION keyword to use the X.25 DLC.

LINK_STATION_X25_SPECIFIC_DATA

Required?	No
Keyword Type	Complex
Multiples Allowed?	Yes

The LINK_STATION_X25_SPECIFIC_DATA parameter is a complex keyword comprised of the following parameter keywords:

- ADDITIONAL_FACILITIES
- CALL_USER_GROUP_FORMAT
- CALL_USER_GROUP_INDEX
- CONNECTION_ID
- CONNECTION_TYPE
- LOGICAL_CHANNEL_NUMBER
- NETWORK_USER_ID
- PACKET_SIZE
- REMOTE_CONFORMANCE
- REQUEST_REVERSE_CHARGING
- WINDOW_SIZE
- X25_DESTINATION_ADDRESS

See the descriptions of the parameter keywords to define the LINK_STATION_X25_SPECIFIC_DATA parameter.

ADDITIONAL_FACILITIES

Required?	No
Keyword Type	Hexadecimal string
Field Length	1–110
Multiples Allowed?	No, only one for each LINK_STATION_X25_SPECIFIC_DATA parameter

The ADDITIONAL_FACILITIES parameter describes the other X.25 optional facilities that apply to this directory entry. To determine which facilities you can specify, refer to the information that you received from the network supplier when

X.25-Specific Data

you subscribed to the network. The CCITT X.25 Recommendation also provides general information about the network facilities and their hexadecimal format (facility codes, etc.).

The value is a 1- to 110-byte hexadecimal character string.

This parameter is optional.

Type 1- to 109-bytes of information for each X.25 optional facility in hexadecimal format (0-9, A-F). Do not enclose the information in single quotation marks. To specify more than one facility, keep typing without separating the information with a comma or blank.

If you are using a network user ID for this terminal and the ID contains nonstandard ASCII characters, you need to enter the network user ID in this field in hex format. Type the following information:

- 06 for the facility code
- Number of characters in the network user ID
- Network user ID

CALL_USER_GROUP_FORMAT

Required?	No
Keyword Type	Enumerated
Multiples Allowed?	Yes, only one for each LINK_STATION_X25_SPECIFIC_DATA parameter

The CALL_USER_GROUP_FORMAT parameter describes the type of closed user group subscription assigned to the terminal by the network supplier. This parameter is also referred to as the *Closed User Group Format*. The value you select is the one provided by the network supplier when you subscribed to the network. Valid values are:

- BASIC** The terminal can only use index names in the range of 00-99.
- EXTENDED** The terminal can use index names in the range of 0 000-9 999.
- NONE** No closed user group (CUG) is requested.

This parameter is optional.

CALL_USER_GROUP_INDEX

Required?	No
Keyword Type	String
Field Length	1-6
Multiples Allowed?	No, only one for each LINK_STATION_X25_SPECIFIC_DATA parameter

The CALL_USER_GROUP_INDEX parameter is the index closed user group (CUG) supplied by the provider. The value of the CUG index depends on the closed group (CUG) format selected.

The value is a 1- to 6-byte character string.

This parameter is optional.

CONNECTION_ID

Required?	No
Keyword Type	Hexadecimal string
Field Length	1–16
Multiples Allowed?	No, only one for each LINK_STATION_X25_SPECIFIC_DATA parameter

The CONNECTION_ID parameter permits IBM SNA X.25 DTEs to accept or reject incoming calls based on its content.

The value is a 1- to 16-byte hexadecimal character string, specified in eight octets.

This parameter is optional.

The following rules apply to the use of the optional CID:

1. Some IBM SNA X.25 DTEs may not support the CID.
2. For IBM SNA X.25 DTEs that do support a CID, its use is optional on a per call basis at the discretion of the user.
3. IBM SNA X.25 DTEs that support CIDs may reject incoming calls by transferring a CLEAR_REQUEST with the appropriate diagnostic code when the CID does not compare with the one that is expected.

CONNECTION_TYPE

Required?	No
Keyword Type	Enumerated
Default	PVC
Multiples Allowed?	No, only one for each LINK_STATION_X25_SPECIFIC_DATA parameter

The CONNECTION_TYPE parameter specifies the connection type this directory entry uses. Valid values are:

PVC This directory entry uses permanent virtual circuit (PVC).

SVC This directory entry uses switched virtual circuit (SVC).

This parameter is optional. The default is PVC.

DTE_ADDRESS

Required?	No
Keyword Type	String
Field Length	1–16
Multiples Allowed?	No, only one for each X25_DESTINATION_ADDRESS parameter

X.25-Specific Data

The DTE_ADDRESS parameter specifies the address that was assigned to your data terminal equipment (DTE) when you subscribed to the network. The remote DTE address is the X.25 network address of the remote DTE your workstation communicates with. Each DTE link to an X.25 network is identified by its DTE address. The DTE address identifies an X.25 DTE uniquely throughout the world. It includes a 3-digit country code and a national terminal number (NTN). The first four digits of the DTE address contain the data network identification code (DNIC) that defines the country and the service within that country. The first three digits of the DNIC identify the country code, followed by a one-digit number for the service.

The value is a 1- to 16-byte character string.

This parameter is optional.

Note: The data identification code is not always required. For example, you can omit the data identification code for local calls or for a private network that uses its own addressing method. Some networks do not use the full 15 digits when assigning DTE addresses. In this case, you can use the remaining digits as a suffix for your own purposes, such as routing calls to different applications, according to the suffix of the local DTE address of a caller.

DTE_ADDRESS_EXTENSION

Required?	No
Keyword Type	String
Field Length	1–42
Multiples Allowed?	No, only one for each X25_DESTINATION_ADDRESS parameter

The DTE_ADDRESS_EXTENSION parameter specifies the X.25 network address extension of the remote DTE your workstation communicates with. The address extension is an optional CCITT-specified DTE facility which may be used for a given call. It provides for the transparent conveyance in CALL REQUEST and INCOMING CALL packets of all or part of the Network Services Access Point (NSAP) address.

The value is a 1- to 42-byte character string.

This parameter is optional.

The X.25 local DTE address extension was assigned to your data terminal equipment (DTE) when you subscribed to the network.

LOGICAL_CHANNEL_NUMBER

Required?	No
Keyword Type	Unsigned number
Range	0–60 000
Multiples Allowed?	No, only one for each LINK_STATION_X25_SPECIFIC_DATA parameter

The LOGICAL_CHANNEL_NUMBER parameter specifies the number of the PVC to be used for this connection. The number you type must be in the range of logical channel numbers reserved for PVCs.

The value is an integer in the range 0–60 000.

This parameter is optional.

NETWORK_USER_ID

Required?	No
Keyword Type	Hexadecimal string
Field Length	1–42
Multiples Allowed?	No, only one for each LINK_STATION_X25_SPECIFIC_DATA parameter

The NETWORK_USER_ID parameter enables the transmitting data terminal equipment (DTE) to provide billing, security, or management information on a per-call basis to the data circuit terminating equipment. The value that you type in this field is the one provided by the network supplier when you subscribed to the network. If the terminal subscription from the network supplier includes a network user ID in standard ASCII characters, type the ID. If the network user ID contains non-standard ASCII characters, type the ID using the ADDITIONAL_FACILITIES parameter.

The value is a 1- to 42-byte character string

This parameter is optional.

PACKET_SIZE

Required?	No
Keyword Type	Unsigned number
Default	128
Range	16–4 096
Multiples Allowed?	No, only one for each LINK_STATION_X25_SPECIFIC_DATA parameter

The PACKET_SIZE parameter refers to the length of user data in a data packet. The value that you select should be the value that was agreed upon when you subscribed to the network.

If your network complies with the 1980 or 1984 CCITT recommendation, the agreed-upon size is one of the following: 16, 32, 64, 128, 256, 512, 1 024.

If your network complies with the 1988 CCITT recommendation, the agreed-upon size is one of the following: 16, 32, 64, 128, 256, 512, 1 024, 2 048, or 4 096.

The value is an integer in the range 16–4 096.

This parameter is optional. The default is 128.

REMOTE_CONFORMANCE

Required?	No
Keyword Type	Enumerated
Default	1984_COMPLIANCE
Multiples Allowed?	No, only one for each LINK_STATION_X25_SPECIFIC_DATA parameter

The REMOTE_CONFORMANCE parameter specifies the level of CCITT (International Telegraph and Telephone Consultative Committee) compliance. Valid values are:



- USE_ADAPTER_DEFAULTS
- 1980_COMPLIANCE
- 1984_COMPLIANCE
- 1988_COMPLIANCE



- 1980_COMPLIANCE
- 1984_COMPLIANCE
- 1988_COMPLIANCE

This parameter is optional. The default is 1984_COMPLIANCE.

The CCITT recommendations define the protocols to be used for information exchange at each interface between data terminal equipment (DTE) and data circuit-terminating equipment (DCE) on a packet-switching data network.

Warning: If you change the year from 1984 or 1988 to 1980, you can encounter communications problems if you have used packet sizes larger than 1024. The 1984 and 1988 CCITT X.25 recommendations allow some enhancements that are not supported or defined in the 1980 recommendation.

REQUEST_REVERSE_CHARGING

Required?	No
Keyword Type	Boolean
Default	0
Multiples Allowed?	No, only one for each LINK_STATION_X25_SPECIFIC_DATA parameter

The REQUEST_REVERSE_CHARGING parameter specifies whether the cost of the call is assigned to the remote (calling) data terminal equipment (DTE). Valid values are:

- 0 The cost of the call is not assigned to the remote (calling) data terminal equipment (DTE).
- 1 The cost of the call is assigned to the remote (calling) data terminal equipment (DTE).

This parameter is optional. The default is 0.

WINDOW_SIZE

Required?	No
Keyword Type	Unsigned number
Default	2
Range	1-127
Multiples Allowed?	No, only one for each LINK_STATION_X25_SPECIFIC_DATA parameter

The WINDOW_SIZE parameter specifies the number of frames that can be sent or received on a virtual circuit without acknowledgment.

The value is an integer in the range 1-127.

This parameter is optional. The default is 2.

X25_DESTINATION_ADDRESS

Required?	No
Keyword Type	Complex
Multiples Allowed?	Yes, with a maximum of eight

The X25_DESTINATION_ADDRESS parameter is a complex keyword comprised of the following parameter keywords:

- DTE_ADDRESS
- DTE_ADDRESS_EXTENSION

See the descriptions of the parameter keywords to define the X25_DESTINATION_ADDRESS parameter.

PORT Keywords for the X.25 DLC

The following section describes the parameter keywords you can specify in the PORT keyword to use the X.25 DLC.

DLC_DATA

Required?	No
Keyword Type	Hexadecimal string
Field Length	1-32
Multiples Allowed?	No, only one for each PORT keyword

The DLC_DATA parameter specifies the 1- to 32-byte local data terminal equipment (DTE) address in hexadecimal format.

This parameter is optional.

DLC_NAME

Required?	Yes
Keyword Type	String
Field Length	1-8
Multiples Allowed?	No, only one for each PORT keyword

The DLC_NAME parameter specifies the 1- to 8-byte communication adapter or protocol you are using. For the X.25 DLC, DLC_NAME should be specified as X25.

This parameter is required.

PORT_X25_SPECIFIC_DATA

Required?	No
Keyword Type	Complex
Multiples Allowed?	Yes

The PORT_X25_SPECIFIC_DATA parameter is a complex keyword comprised of the following parameter keywords:

- ACCEPT_CHARGES
- ACCEPT_INCOMING_CALLS
- ALTERNATE_REMOTE_PHONE_NUMBER
- COMPLIANCE
- DEFAULT_WINDOW_SIZE
- DIAL_TYPE
- DTE_ADDRESS
- DTE_ADDRESS_EXTENSION
- DUMB_CARD_INTERFACE
- FRAME_INACTIVITY_TIMEOUT
- FRAME_RETRANSMISSION_TIMEOUT
- FRAME_SEQUENCE
- FRAME_TRANSMISSION_RETRY_COUNT
- FRAME_WINDOW_SIZE
- INCOMING_CALL_FILTER
- INSERT_CALLING_ADDRESS
- IN_ONLY_SVC_COUNT
- IN_ONLY_SVC_START
- LOCAL_DTE_ADDRESS
- MAX_PIU_SIZE
- MODEM_NAME
- NETWORK_CONNECTION_TYPE
- OEM_PORT_DATA
- OUT_ONLY_SVC_COUNT
- OUT_ONLY_SVC_START
- PACKET_SIZE

- PORT_SPEED
- PVC_COUNT
- PVC_START
- REMOTE_PHONE_NUMBER
- SEQUENCING
- SHARED_RAM_ADDRESS
- TRANSMISSION_FLAGS
- TWO_WAY_SVC_COUNT
- TWO_WAY_SVC_START
- USE_CONSTANT_RTS
- USE_NRZI_ENCODING
- USE_X32_PROTOCOL
- X32_IDENTITY
- X32_SIGNATURE

See the descriptions of the parameter keywords to define the PORT_X25_SPECIFIC_DATA parameter.

ACCEPT_CHARGES

Required?	No
Keyword Type	Boolean
Default	0
Multiples Allowed?	No, only one for each INCOMING_CALL_FILTER parameter

The ACCEPT_CHARGES parameter specifies whether charges from a calling user are accepted. If the calling user requests Reverse Charges, the filter defined for that user must be set to accept reverse charges. Valid values are:

- 0 The cost of the call are assigned to the remote (calling) data terminal equipment (DTE).
- 1 The cost of the call are not assigned to the remote (calling) data terminal equipment (DTE).

This parameter is optional. The default is 0.

ACCEPT_INCOMING_CALLS

Required?	No
Keyword Type	Boolean
Default	0
Multiples Allowed?	No, only one for each PORT_X25_SPECIFIC_DATA parameter

The ACCEPT_INCOMING_CALLS parameter specifies whether Communications Server or Personal Communications is able to accept calls from other computers. Valid values are:

- 0 The product is not able to accept calls from other computers.

X.25-Specific Data

- 1 The product is able to accept calls from other computers.

This parameter is optional. The default is 0.

If you allow the product to accept incoming calls through a COM port, it has exclusive use of the port when you start this configuration. If you want another program to use this port, you must stop the product; that is, you must use SNA Node Operations to stop the COM port device. (Merely closing the session that is using the port is not enough, because that does not stop the COM port devices.)

ALTERNATE_REMOTE_PHONE_NUMBER

Required?	No
Keyword Type	String
Field Length	1–64
Multiples Allowed?	No, only one for each PORT_X25_SPECIFIC_DATA parameter

The ALTERNATE_REMOTE_PHONE_NUMBER parameter specifies the phone number to dial if the primary remote phone number fails.

The phone number is a 1- to 64-digit string.

This parameter is optional.

COMPLIANCE

Required?	No
Keyword Type	Enumerated
Default	1984_COMPLIANCE
Multiples Allowed?	No, only one for each PORT_X25_SPECIFIC_DATA parameter

The COMPLIANCE parameter specifies the level of CCITT (International Telegraph and Telephone Consultative Committee) compliance. Valid values are:

- 1980_COMPLIANCE
- 1984_COMPLIANCE
- 1988_COMPLIANCE

This parameter is optional. The default is 1984_COMPLIANCE.

The CCITT recommendations define the protocols to be used for information exchange at each interface between data terminal equipment (DTE) and data circuit-terminating equipment (DCE) on a packet-switching data network.

DEFAULT_WINDOW_SIZE

Required?	No
Keyword Type	Unsigned number
Default	2
Range	1-127
Multiples Allowed?	No, only one for each PORT_X25_SPECIFIC_DATA parameter

The DEFAULT_WINDOW_SIZE parameter specifies the number of frames that can be sent or received without acknowledgment.

The value is an integer in the range 1-127.

This parameter is optional. The default is 2.

The value that you type in this field is the one provided by the network supplier when you subscribed to the network, and is specific to this PVC. If the FRAME_SEQUENCE parameter is specified as MODULO_8, type a value from 1 to 7. If the FRAME_SEQUENCE parameter is specified as MODULO_128, type a value from 1 to 127.

DIAL_TYPE

Required?	No
Keyword Type	Enumerated
Default	TONE
Multiples Allowed?	No, only one for each PORT_X25_SPECIFIC_DATA parameter

The DIAL_TYPE parameter specifies the dial mode used. Valid values are:

PULSE For older telephone lines, such as those that have rotary-dial.

TONE For telephone lines that allow multifrequency dialing

This parameter is optional. The default is TONE.

DTE_ADDRESS

Required?	No
Keyword Type	String
Field Length	0-16
Multiples Allowed?	No, only one for each INCOMING_CALL_FILTER parameter

The DTE_ADDRESS parameter specifies the address that was assigned to your data terminal equipment (DTE) when you subscribed to the network. The remote DTE address is the X.25 network address of the remote DTE your workstation communicates with. Each DTE link to an X.25 network is identified by its DTE address. The DTE address identifies an X.25 DTE uniquely throughout the world. It includes a 3-digit country code and a national terminal number (NTN). The first four digits of the DTE address contain the data network identification code (DNIC)

X.25-Specific Data

that defines the country and the service within that country. The first three digits of the DNIC identify the country code, followed by a one-digit number for the service.

The value is a 0- to 16-byte character string.

This parameter is optional.

Note: The data identification code is not always required. For example, you can omit the data identification code for local calls or for a private network that uses its own addressing method. Some networks do not use the full 15 digits when assigning DTE addresses. In this case, you can use the remaining digits as a suffix for your own purposes, such as routing calls to different applications, according to the suffix of the local DTE address of a caller.

DTE_ADDRESS_EXTENSION

Required?	No
Keyword Type	String
Field Length	0–8
Multiples Allowed?	No, only one for each INCOMING_CALL_FILTER parameter

The DTE_ADDRESS_EXTENSION parameter specifies the X.25 network address extension of the remote DTE your workstation communicates with. The address extension is an optional CCITT-Specified DTE facility which may be used for a given call. It provides for the transparent conveyance in CALL REQUEST and INCOMING CALL packets of all or part of the Network Services Access Point (NSAP) address.

The value is a 0- to 8-byte character string.

This parameter is optional.

The X.25 local DTE address extension was assigned to your data terminal equipment (DTE) when you subscribed to the network.

DUMB_CARD_INTERFACE



The DUMB_CARD_INTERFACE parameter keyword applies to Communications Server only.

Required?	Yes
Keyword Type	Boolean
Default	0
Multiples Allowed?	No, only one for each PORT_X25_SPECIFIC_DATA parameter

The DUMB_CARD_INTERFACE parameter specifies whether the OEM communications device uses the Microsoft SNA Server synchronous dumb card

interface. Communications Server supports the use of OEM communications devices where the OEM manufacturer provides its own configuration panels. Valid values are:

- 0 The OEM communications device does not use the Microsoft SNA Server synchronous dumb card interface. The device uses the shallow interface provided by Communications Server.
- 1 The OEM communications device uses the Microsoft SNA Server synchronous dumb card interface.

Note: This value should only be entered using the configuration application provided by the OEM manufacturer.

This parameter is required. The default is 0.

FRAME_INACTIVITY_TIMEOUT

Required?	No
Keyword Type	Unsigned number
Default	30
Range	0–255
Multiples Allowed?	No, only one for each PORT_X25_SPECIFIC_DATA parameter

The FRAME_INACTIVITY_TIMEOUT parameter specifies how long, in seconds, the link can be idle before it is considered to be malfunctioning.

Valid values are 0 or 4–255. A value of 0 indicates no timeout.

This parameter is optional. The default is 30.

FRAME_RETRANSMISSION_TIMEOUT

Required?	No
Keyword Type	Unsigned number
Default	3
Range	1–60
Multiples Allowed?	No, only one for each PORT_X25_SPECIFIC_DATA parameter

The FRAME_RETRANSMISSION_TIMEOUT parameter specifies the milliseconds allowed for a response to a frame. If a response is not received within the specified number of milliseconds, the frame is transmitted again. The value that you type in this field is the one provided by the network supplier when you subscribed to the network.

The value is an integer in the range 1-60.

This parameter is optional. The default is 3.

If you want to determine your own retransmission timeout value, consider the maximum amount of time it takes for:

X.25-Specific Data

- A frame to travel to the data circuit terminating equipment (DCE) from the data terminal equipment (DTE)
- DCE processing
- A response frame to return to the DTE from the DCE

Frame retransmission speed depends on the link speed and the frame size. Maximum frame size is related to the maximum packet size. If you do not allow enough time, a response can not be received. If you allow more than enough time, line connection costs increase because excess time passes before a frame is transmitted.

FRAME_SEQUENCE

Required?	No
Keyword Type	Enumerated
Default	MODULO_8
Multiples Allowed?	No, only one for each PORT_X25_SPECIFIC_DATA parameter

The FRAME_SEQUENCE parameter applies to frames that have been either sent or received. The value that you select is the one provided by the network supplier when you subscribed to the network. Valid values are:

MODULO_8	The frame sequence number fields are modulo 8 (3 bits). For modulo 8, the frame sequence numbers range from 1 to 7.
MODULO_128	The frame sequence number fields are modulo 128 (7 bits). For Modulo 128, the frame sequence numbers range from 1 to 127.

This parameter is optional. The default is MODULO_8.

FRAME_TRANSMISSION_RETRY_COUNT

Required?	No
Keyword Type	Unsigned number
Default	20
Range	1-255
Multiples Allowed?	No, only one for each PORT_X25_SPECIFIC_DATA parameter

The FRAME_TRANSMISSION_RETRY_COUNT parameter specifies the maximum number of times an X.25 frame can be transmitted before the link is considered to be malfunctioning. The value that you type in this field is the one provided by the network supplier when you subscribed to the network.

The value is an integer in the range 1-255.

This parameter is optional. The default is 20.

FRAME_WINDOW_SIZE

Required?	No
Keyword Type	Unsigned number
Default	7
Range	1-127
Multiples Allowed?	No, only one for each PORT_X25_SPECIFIC_DATA parameter

The FRAME_WINDOW_SIZE parameter specifies the number of frames that can be sent or received without acknowledgment. The value that you type is the one provided by the network supplier when you subscribed to the network. If the frame sequence is MODULO_8, type a value from 1 to 7. If the frame sequence is MODULO_128, type a value from 1 to 127.

The value is an integer in the range 1-127.

This parameter is optional. The default is 7.

INCOMING_CALL_FILTER

Required?	No
Keyword Type	Complex
Multiples Allowed?	Yes

The INCOMING_CALL_FILTER parameter is a complex keyword comprised of the following parameter keywords:

- ACCEPT_CHARGES
- DTE_ADDRESS
- DTE_ADDRESS_EXTENSION

See the descriptions of the parameter keywords to define the INCOMING_CALL_FILTER parameter.

INSERT_CALLING_ADDRESS

Required?	No
Keyword Type	Boolean
Multiples Allowed?	No, only one for each PORT_X25_SPECIFIC_DATA parameter

The INSERT_CALLING_ADDRESS parameter specifies whether to insert the address of the local data terminal equipment (DTE) into the calling address field of the call request packet. Valid values are:

- 0** Do not insert the address of the local data terminal equipment (DTE) into the calling address field of the call request packet.
- 1** Insert the address of the local data terminal equipment (DTE) into the calling address field of the call request packet.

This parameter is optional.

X.25-Specific Data

If you insert a calling address into the call request packet when it is not required, some networks clear the call request with a diagnostic code at run time. Other networks insert the address into the call packet and overwrite the address inserted by the X.25 DLC.

IN_ONLY_SVC_COUNT

Required?	No
Keyword Type	Unsigned number
Default	0
Range	0–60 000
Multiples Allowed?	No, only one for each PORT_X25_SPECIFIC_DATA parameter

The IN_ONLY_SVC_COUNT parameter specifies how many SVCs are reserved for incoming calls on this link. The value that you specify is the one provided by the network supplier when you subscribed to the network.

The value is an integer in the range 0–60 000.

This parameter is optional. The default is 0.

If you specify a value of 0 (the default), no logical channels are reserved for incoming calls, and no in-only SVCs are allowed on the link.

Note: The total number of virtual circuits for each link can not exceed 1 024, unless the CCITT compliance is specified as 1988. In this case, the total number can be 4 095. This number includes both permanent virtual circuits (PVCs) and SVCs.

IN_ONLY_SVC_START

Required?	No
Keyword Type	Unsigned number
Default	0
Range	0–60 000
Multiples Allowed?	No, only one for each PORT_X25_SPECIFIC_DATA parameter

The IN_ONLY_SVC_START parameter specifies the lowest logical channel number that the data circuit-terminating equipment (DCE) can assign an incoming call. The value that you type in this field is the one provided by the network supplier when you subscribed to the network.

The value is an integer in the range 0–60 000.

This parameter is optional. The default is 0.

The value you type in this field must match both of the following conditions:

- The value can not be within the range defined for permanent virtual circuits (PVCs), two-way SVCs, or outgoing-only SVCs.

- The value must be greater than the highest PVC channel number configured for this link.

Note: You can not specify a value for this parameter unless the IN_ONLY_SVC_COUNT parameter has a value greater than 0.

LOCAL_DTE_ADDRESS

Required?	No
Keyword Type	String
Field Length	1–15
Multiples Allowed?	No, only one for each PORT_X25_SPECIFIC_DATA parameter

The LOCAL_DTE_ADDRESS parameter specifies the address that was assigned to your data terminal equipment (DTE) when you subscribed to the network. The remote DTE address is the X.25 network address of the remote DTE your workstation communicates with. Each DTE link to an X.25 network is identified by its DTE address. The DTE address identifies an X.25 DTE uniquely throughout the world. It includes a 3-digit country code and a national terminal number (NTN). The first four digits of the DTE address contain the data network identification code (DNIC) that defines the country and the service within that country. The first three digits of the DNIC identify the country code, followed by a one-digit number for the service.

The value is a 1- to 15-byte character string.

This parameter is optional.

Note: The data identification code is not always required. For example, you can omit the data identification code for local calls or for a private network that uses its own addressing method. Some networks do not use the full 15 digits when assigning DTE addresses. In this case, you can use the remaining digits as a suffix for your own purposes, such as routing calls to different applications, according to the suffix of the local DTE address of a caller.

MAX_PIU_SIZE

Required?	No
Keyword Type	Unsigned number
Default	2 048
Range	265–4 115
Multiples Allowed?	No, only one for each PORT_X25_SPECIFIC_DATA parameter

The MAX_PIU_SIZE parameter specifies the maximum PIU size for all link stations using this port.

The value is an integer in the range 265–4 115.

This parameter is optional. The default is 2 048.

X.25-Specific Data

Note: This value is negotiated between the origin node and destination node when link activation occurs. Each node has a defined maximum. The smaller of the MAX_PIU_SIZE parameter values is used for the link.

MODEM_NAME

Required?	No
Keyword Type	String
Field Length	1–256
Multiples Allowed?	No, only one for each PORT_X25_SPECIFIC_DATA parameter

The MODEM_NAME parameter specifies the name of the modem as defined to the NT operating system. A PORT keyword passes this name to the communications port device driver, which uses this name to open the modem device and initialize it.

Note: Since the Node Configuration application produces a list of available modems from which to choose, you should not attempt to enter this value directly into the ACG file.

The value is a 1- to 256-byte character string.

This parameter is optional.

NETWORK_CONNECTION_TYPE

Required?	No
Keyword Type	Enumerated
Default	SWITCHED
Multiples Allowed?	No, only one for each PORT_X25_SPECIFIC_DATA parameter

The NETWORK_CONNECTION_TYPE parameter specifies whether the connection is a leased or a switched connection. Valid values are:

LEASED A leased line is a permanent connection into your telephone network.

SWITCHED A switched line uses a dialed connection. A switched line has a telephone number.

This parameter is optional. The default is SWITCHED.

OEM_DATA



The OEM_DATA parameter keyword applies to Communications Server only.

Required?	No
Keyword Type	Hexadecimal string
Multiples Allowed?	Yes

The OEM_DATA parameter specifies binary information specific for the OEM card manufacturer's use only. Communications Server supports the use of OEM communications devices where the OEM manufacturer provides its own configuration panels. More than one OEM_DATA parameter might appear in the ASCII configuration file.

Note: Since the format of this binary data is very specific to the OEM device, you should not attempt to enter this value directly into the ACG file. The value should only be entered using the configuration application provided by the OEM manufacturer.

This parameter is optional.

OEM_PORT_DATA



The OEM_PORT_DATA parameter keyword applies to Communications Server only.

Required?	No
Keyword Type	Complex
Multiples Allowed?	Yes

The OEM_PORT_DATA parameter is a complex keyword comprised of the OEM_DATA parameter keyword. See the descriptions of the parameter keyword to define the OEM_PORT_DATA parameter.

See the description of the OEM_DATA parameter keyword to define the OEM_PORT_DATA parameter.

OUT_ONLY_SVC_COUNT

Required?	No
Keyword Type	Unsigned number
Default	0
Range	0–60 000
Multiples Allowed?	No, only one for each PORT_X25_SPECIFIC_DATA parameter

The OUT_ONLY_SVC_COUNT parameter specifies how many outgoing-only SVCs can be used on this link. The value that you type in this field is the one provided by the network supplier when you subscribed to the network.

The value is an integer in the range 0–60 000.

This parameter is optional. The default is 0.

If you type a value of 0 (the default), no out-only SVCs are allowed on the link.

Note: The total number of virtual circuits for each link can not exceed 1 024, unless the CCITT compliance is specified as 1988. In this case, the total number can be 4 095. This number includes both permanent virtual circuits (PVCs) and SVCs.

OUT_ONLY_SVC_START

Required?	No
Keyword Type	Unsigned number
Default	0
Range	0–60 000
Multiples Allowed?	No, only one for each PORT_X25_SPECIFIC_DATA parameter

The OUT_ONLY_SVC_START parameter specifies the lowest logical channel number that the data terminal equipment (DTE) can assign to an outgoing call. The value that you type in this field is the one provided by the network supplier when you subscribed to the network.

The value is an integer in the range 0–60 000.

This parameter is optional. The default is 0.

The value you type in this field must match both of the following conditions:

- The value can not be within the range defined for the two other SVCs (in-only SVCs and two-way SVCs).
- The value must be greater than the highest two-way SVC channel number configured for this link.

Note: You can not specify a value for this parameter unless the OUT_ONLY_SVC_COUNT parameter has a value greater than 0.

PACKET_SIZE

Required?	No
Keyword Type	Unsigned number
Default	128
Field Length	16–4 096
Multiples Allowed?	No, only one for each PORT_X25_SPECIFIC_DATA parameter

The PACKET_SIZE parameter refers to the length of user data in a data packet. The value that you select should be the value that was agreed upon when you subscribed to the network.

If your network complies with the 1980 or 1984 CCITT recommendation, the agreed-upon size is one of the following: 16, 32, 64, 128, 256, 512, 1 024.

If your network complies with the 1988 CCITT recommendation, the agreed-upon size is one of the following: 16, 32, 64, 128, 256, 512, 1 024, 2 048, or 4 096.

The value is a 16–4 096 byte character string.

This parameter is optional. The default is 128.

PORT_SPEED

Required?	No
Keyword Type	Unsigned number
Default	57 600
Range	2 400–115 200 bps
Multiples Allowed?	No, only one for each PORT_X25_SPECIFIC_DATA parameter

The PORT_SPEED parameter specifies the serial port speed supported by the device used for the connection.

The value is an integer in the range 2 400–115 200 bits per second (bps).

This parameter is optional. The default is 57 600.

If the highest carrier speed of your modem is 14 400 bps, specify a port speed of 57 600 bps or lower. If the highest carrier speed is 28 800 bps or higher, specify a port speed of 115 200 to use the maximum compression capabilities for the modem. A port speed of 115 200 bps is recommended for systems with Pentium processors.

PVC_COUNT

Required?	No
Keyword Type	Unsigned number
Default	0
Range	0–60 000
Multiples Allowed?	No, only one for each PORT_X25_SPECIFIC_DATA parameter

The PVC_COUNT parameter specifies how many PVCs are reserved on this link. The value that you type in this field is the one provided by the network supplier when you subscribed to the network.

The value is an integer in the range 0–60 000.

This parameter is optional. The default is 0.

Note: The total number of virtual circuits for each link can not exceed 1 024, unless the CCITT compliance is specified as 1988. In this case, the total number can be 4 095. This number includes both permanent virtual circuits (PVCs) and SVCs.

PVC_START

Required?	No
Keyword Type	Unsigned number
Default	0
Range	0–60 000
Multiples Allowed?	No, only one for each PORT_X25_SPECIFIC_DATA parameter

The PVC_START parameter specifies the lowest logical channel number assigned to PVCs. The value that you type in this field is the one provided by the network supplier when you subscribed to the network.

The value is an integer in the range 0–60 000.

This parameter is optional. The default is 0.

REMOTE_PHONE_NUMBER

Required?	No
Keyword Type	String
Field Length	1–64
Multiples Allowed?	No, only one for each PORT_X25_SPECIFIC_DATA parameter

The REMOTE_PHONE_NUMBER parameter specifies the phone number dialed to activate a connection to the destination.

The phone number is a 1- to 64-digit string.

This parameter is optional.

SEQUENCING

Required?	No
Keyword Type	Enumerated
Default	MODULO_8
Multiples Allowed?	No, only one for each PORT_X25_SPECIFIC_DATA parameter

The SEQUENCING parameter specifies how data frames are numbered to guarantee transmission. These numbers are used for acknowledgment and retransmission of frames. Valid values are:

- MODULO_8
- MODULO_128

This parameter is optional. The default is MODULO_8.

SHARED_RAM_ADDRESS

Required?	No
Keyword Type	Hexadecimal number
Range	X'C0000'–X'FC000'
Multiples Allowed?	No, only one for each PORT_X25_SPECIFIC_DATA parameter

The SHARED_RAM_ADDRESS parameter specifies the address in memory at which the 16K buffer, used by the adapter, starts.

The value is a hexadecimal character string in the range X'C0000'–X'FC000'.

This parameter is optional.

If you are using an industry standard architecture (ISA) adapter, you must select the shared RAM address. If you are using a Micro Channel adapter, the shared RAM address is set automatically. When you select the shared RAM address and your configuration contains another definition of an SDLC-WAC or X.25-WAC device that uses the same adapter number, that definition is automatically updated to use this shared RAM address.

TRANSMISSION_FLAGS

Required?	No
Keyword Type	Unsigned number
Default	1
Range	1–10
Multiples Allowed?	No, only one for each PORT_X25_SPECIFIC_DATA parameter

The TRANSMISSION_FLAGS parameter specifies the minimum number of flags that are inserted to produce idle time between transmitted frames.

The value is an integer in the range 1-10 flags.

This parameter is optional. The default is 1 flag.

A flag is the time it takes to send one byte, and represents a delay between frames. The values are 1, 3, 4, 6, and 10. Change this parameter to a value other than 1 when you know the device at the other end of the communication link can not receive frames with only one intervening flag.

TWO_WAY_SVC_COUNT

Required?	No
Keyword Type	Unsigned number
Default	0
Range	0–60 000
Multiples Allowed?	No, only one for each PORT_X25_SPECIFIC_DATA parameter

X.25-Specific Data

The `TWO_WAY_SVC_COUNT` parameter specifies how many two-way SVCs can be used by this link for incoming calls or by the data terminal equipment (DTE) for outgoing calls. The value that you type in this field is the one provided by the network supplier when you subscribed to the network.

The value is an integer in the range 0–60 000.

This parameter is optional. The default is 0.

Note: The total number of virtual circuits for each link can not exceed 1 024, unless the CCITT compliance is specified as 1988. In this case, the total number can be 4 095. This number includes both permanent virtual circuits (PVCs) and SVCs.

TWO_WAY_SVC_START

Required?	No
Keyword Type	Unsigned number
Default	0
Range	0–60 000
Multiples Allowed?	No, only one for each PORT_X25_SPECIFIC_DATA parameter

The `TWO_WAY_SVC_START` parameter specifies the lowest logical channel number that the data circuit-terminating equipment (DCE) can assign an incoming call or by the data terminal equipment (DTE) for outgoing calls. The value that you type in this field is the one provided by the network supplier when you subscribed to the network.

The value is an integer in the range 0–60 000.

This parameter is optional. The default is 0.

The value you type in this field must match both of the following conditions:

- The value can not be within the range defined for the two other SVCs (in-only SVCs and outgoing-only SVCs).
- The value must be greater than the highest in-only SVC channel number configured for this link.

Note: You can not type a value in this field unless the `TWO_WAY_SVC_COUNT` parameter has a value greater than 0.

USE_CONSTANT_RTS

Required?	No
Keyword Type	Boolean
Default	1
Multiples Allowed?	No, only one for each PORT_X25_SPECIFIC_DATA parameter

The `USE_CONSTANT_RTS` (request-to-send) parameter specifies whether flow control is used between an adapter and the modem. Valid values are:

- 0 The adapter waits for the CTS (clear-to-send) signal before sending data to the modem.
- 1 There is no flow control to the modem.

This parameter is optional. The default is 1.

USE_NRZI_ENCODING

Required?	No
Keyword Type	Boolean
Default	0
Multiples Allowed?	No, only one for each PORT_X25_SPECIFIC_DATA parameter

The USE_NRZI_ENCODING specifies how synchronous data sent to the modem is encoded. Valid values are:

- 0 Use non-return-to-zero (NRZ) encoding.
- 1 Use non-return-to-zero inverted (NRZI) encoding.

This parameter is optional. The default is 0.

USE_X32_PROTOCOL

Required?	No
Keyword Type	Boolean
Default	0
Multiples Allowed?	No, only one for each PORT_X25_SPECIFIC_DATA parameter

The USE_X32_PROTOCOL parameter specifies whether you are using X.32 procedures for security signaling. Valid values are:

- 0 The X.32 protocol is not be used.
- 1 The X.32 protocol is used.

This parameter is optional. The default is 0.

X32_IDENTITY

Required?	No
Keyword Type	Hexadecimal string
Field Length	1–32
Multiples Allowed?	No, only one for each PORT_X25_SPECIFIC_DATA parameter

The X32_IDENTITY parameter specifies the exchange station ID (XID) that identifies your workstation to your X.25 network supplier. The information that you type in this field is provided by the network supplier when you subscribed to the network.

X.25-Specific Data

The value is a 1- to 32-byte hexadecimal character string.

This parameter is optional.

X32_SIGNATURE

Required?	No
Keyword Type	Hexadecimal string
Field Length	1–32
Multiples Allowed?	No, only one for each PORT_X25_SPECIFIC_DATA parameter

The X32_SIGNATURE parameter specifies the signature identification that is used to enable the network operator to authenticate the claimed identity of the data terminal equipment (DTE). The information that you type in this field is provided by the network supplier when you subscribed to the network.

The value is a 1- to 32-byte hexadecimal character string

This parameter is optional.

Appendix H. ANYNET_COMMON_PARAMETERS

This appendix describes the parameter keywords and values you can specify for the ANYNET_COMMON_PARAMETERS keyword.

Keyword Definition

Required?	No
Keyword Type	Complex
Multiples Allowed?	No

ANYNET_COMMON_PARAMETERS Sample

The following is a sample of the ANYNET_COMMON_PARAMETERS keyword:

```
ANYNET_COMMON_PARAMETERS=(  
  CONNWAIT_SECS=30  
  CONN_RETRY_SECS=300  
  DG_IDLE_TIMEOUT=90  
  INACTIVITY_TIMER_SECS=30  
  SNASUFFIX=SNA.IBM.COM  
  SNA_IP_NODE_TYPE=1  
  UNACKED_DG_RETRY_SECS=10  
  UNSENT_DG_RETRY_SECS=3  
)
```

ANYNET_COMMON_PARAMETERS Parameter Keywords

CONN_RETRY_SECS

Required?	No
Keyword Type	Unsigned number
Default	300
Range	1–65 535
Multiples Allowed?	No

The CONN_RETRY_SECS parameter specifies the maximum time, in seconds, for SNA over TCP/IP to set up a multiprotocol transport network (MPTN) connection over TCP/IP. When an MPTN connection setup fails, Communications Server or Personal Communications tries every IP address associated with a LU name in the domain name server or HOSTS file until all the addresses are exhausted, or until the specified time is reached.

The value is an integer in the range of 1–65 535 seconds.

This parameter is optional. The default is 300 seconds.

CONNWAIT_SECS

Required?	No
Keyword Type	Unsigned number
Default	30
Range	1–65 535
Multiples Allowed?	No

The CONNWAIT_SECS parameter specifies the maximum time, in seconds, that SNA over TCP/IP waits to receive a multiprotocol transport network (MPTN) connection or connection response packet after the TCP connection is established. This limit prevents the connecting node from waiting too long for a session partner to send a packet.

The value is an integer in the range of 1–65 535 seconds.

This parameter is optional. The default is 30 seconds.

DG_IDLE_TIMEOUT

Required?	No
Keyword Type	Unsigned number
Range	1–65 535
Multiples Allowed?	No

The DG_IDLE_TIMEOUT parameter specifies the time that a datagram conversation remains idle before it is deallocated and closed. This timer enables you to balance using system resources to maintain an existing datagram conversation and taking longer to reestablish a new datagram conversation. The value is in the range of 1–65 535 seconds.

This parameter is optional. The default is 90 seconds.

INACTIVITY_TIMER_SECS

Required?	No
Keyword Type	Unsigned number
Range	1–65 535
Multiples Allowed?	No

The INACTIVITY_TIMER_SECS parameter specifies the seconds of inactivity allowed between two partner nodes before SNA over TCP/IP tries to determine whether the partner node is still active. The value is an integer in the range of 1–65 535 seconds.

This parameter is optional. The default is 30 seconds.

Setting the interval below 10 seconds might seriously affect system performance. If you are unsure about what value to enter, use the default.

SNASUFFIX

Required?	No
Keyword Type	String
Default	SNA.IBM.COM
Field Length	1–257
Multiples Allowed?	No

The SNASUFFIX parameter specifies a user-defined domain name suffix created using the hierarchical-naming format recognized by TCP/IP. The suffix consists of strings concatenated with periods. Each string must be less than or equal to 63 characters, with a total length of less than, or equal to, 257 characters.

The value is a 1- to 257-byte character string. Valid characters for each string are:


- The first character must be an alphabetic character (A-Z, a-z).
- The last character must be an alphanumeric character (A-Z, a-z, 0-9).
- The remaining characters can be alphanumeric characters (A-Z, a-z, 0-9) or the special character (-).

This parameter is optional. The default is SNA.IBM.COM.

SNA_IP_NODE_TYPE

Required?	No
Keyword Type	Unsigned number
Default	1
Range	1–2
Multiples Allowed?	No

The SNA_IP_NODE_TYPE parameter specifies what type of node is being configured. Valid values are: Valid values are:

	1	Access node
	2	Gateway

This parameter is optional. The default is 1.



The value of the SNA_IP_NODE_TYPE parameter keyword is always 1.

UNACKED_DG_RETRY_SECS

Required?	No
Keyword Type	Unsigned number
Default	10
Range	1–65 535
Multiples Allowed?	No

The UNACKED_DG_RETRY_SECS parameter specifies the maximum time, in seconds, that SNA over TCP/IP waits to resend an unacknowledged out-of-band (OOB) or MPTN keepalive datagram. When expedited data is sent over TCP/IP, this interval is used to help control the delivery of expedited data in congested situations. In SNA, some control messages are sent as expedited data (for example, messages requesting the right to send data or messages taking down a session). Expedited data is not subject to congestion control and can move ahead of normal, non-expedited data. To ensure delivery, AnyNet might send expedited data as normal data and as an OOB datagram.

The value is an integer in the range 1–65 535 seconds.

This parameter is optional. The default is 10 seconds.

UNSENT_DG_RETRY_SECS

Required?	No
Keyword Type	Unsigned number
Default	3
Range	1–65 535
Multiples Allowed?	No

The UNSENT_DG_RETRY_SECS parameter specifies the maximum time, in seconds, that Communications Server or Personal Communications waits for an acknowledgment after sending expedited data on a TCP connection, before sending the data as an out-of-band (OOB) datagram. When expedited data is sent over TCP/IP, this interval is used to help improve the delivery of expedited data in congested situations. In SNA, some control messages are sent as expedited data (for example, messages requesting the right to send data or messages taking down a session). Expedited data is not subject to congestion control and can move ahead of normal, non-expedited data. To ensure delivery, AnyNet might send expedited data as normal data and as an OOB datagram.

The value is an integer in the range 1–65 535 seconds.

This parameter is optional. The default is 3 seconds.

Appendix I. Notices

This information was developed for products and services offered in the U.S.A. IBM may not offer the products, services, or features discussed in this document in other countries. Consult your local IBM representative for information on the products and services currently available in your area. Any reference to an IBM product, program, or service is not intended to state or imply that only that IBM product, program, or service may be used. Any functionally equivalent product, program, or service that does not infringe any IBM intellectual property right may be used instead. However, it is the user's responsibility to evaluate and verify the operation of any non-IBM product, program, or service.

IBM may have patents or pending patent applications covering subject matter described in this document. The furnishing of this document does not give you any license to these patents. You can send license inquiries, in writing, to:

IBM Director of Licensing
IBM Corporation
500 Columbus Avenue
Thornwood, NY 10594
U.S.A.

For license inquiries regarding double-byte (DBCS) information, contact the IBM Intellectual Property Department in your country or send inquiries, in writing, to:

IBM World Trade Asia Corporation
Licensing
2-31 Roppongi 3-chome, Minato-ku
Tokyo 106, Japan

The following paragraph does not apply to the United Kingdom or any other country where such provisions are inconsistent with local law:

INTERNATIONAL BUSINESS MACHINES CORPORATION PROVIDES THIS PUBLICATION "AS IS" WITHOUT WARRANTY OF ANY KIND, EITHER EXPRESS OR IMPLIED, INCLUDING, BUT NOT LIMITED TO, THE IMPLIED WARRANTIES OF NON-INFRINGEMENT, MERCHANTABILITY OR FITNESS FOR A PARTICULAR PURPOSE. Some states do not allow disclaimer of express or implied warranties in certain transactions, therefore, this statement may not apply to you.

This information could include technical inaccuracies or typographical errors. Changes are periodically made to the information herein; these changes will be incorporated in new editions of the publication. IBM may make improvements and/or changes in the product(s) and/or the program(s) described in this publication at any time without notice.

Licensees of this program who wish to have information about it for the purpose of enabling: (i) the exchange of information between independently created programs and other programs (including this one) and (ii) the mutual use of the information which has been exchanged, should contact:

IBM Corporation
Department TL3B/062
P.O. Box 12195

Research Triangle Park, NC 27709-2195
U.S.A.

Such information may be available, subject to appropriate terms and conditions, including in some cases, payment of a fee.

The licensed program described in this information and all licensed material available for it are provided by IBM under terms of the IBM Customer Agreement, International Programming License Agreement, or any equivalent agreement between us.

Information concerning non-IBM products was obtained from the suppliers of those products, their published announcements or other publicly available sources. IBM has not tested those products and cannot confirm the accuracy of performance, compatibility or any other claims related to non-IBM products. Questions on the capabilities of non-IBM products should be addressed to the suppliers of those products.

Trademarks

The following are trademarks of the International Business Machines Corporation in the United States, in other countries, or both:

AnyNet
APPN
IBM
iSeries

Microsoft, Windows, Windows NT, and the Windows logo are registered trademarks of Microsoft Corporation in the United States, other countries, or both.

Pentium is a registered trademark of Intel Corporation in the United States, other countries, or both.

Other company, product, and service names may be trademarks or service marks of others.

Index

A

ACCEPT_CHARGES
 PORT_X25_SPECIFIC_DATA 237
ACCEPT_INCOMING_CALLS
 PORT_SDLC_SPECIFIC_DATA 215
 PORT_X25_SPECIFIC_DATA 237
ACK_DELAY
 PORT_LAN_SPECIFIC_DATA 192
ACK_TIMEOUT
 PORT_LAN_SPECIFIC_DATA 193
ACTIVATE_AT_STARTUP
 LINK_STATION 54
ACTIVATION_DELAY_TIMER
 LINK_STATION 55
 PORT 124
ADAPTER_NUMBER
 PORT_LAN_SPECIFIC_DATA 193
ADAPTER_TYPE
 PORT_TWINAX_SPECIFIC_DATA 226
ADDITIONAL_FACILITIES
 LINK_STATION_X25_SPECIFIC_DATA 229
ADJACENT_BRANCH_EXTENDER_NODE
 LINK_STATION 55
ADJACENT_CP_NAME
 PARTNER_LU 119
ADJACENT_NODE 9
ADJACENT_NODE_ID
 LINK_STATION 56
ADJACENT_NODE_TYPE
 LINK_STATION 56
ADVERTISE_FREQUENCY
 LOAD_BALANCING 81
ALTERNATE_REMOTE_PHONE_NUMBER
 PORT_X25_SPECIFIC_DATA 238
AnyNet specific data 181
 LINK_STATION 181
 DEST_ADDRESS 181
 PARTNER_ADDRESS_TYPE 181
 PORT 182
 DLC_NAME 182
ANYNET_COMMON_PARAMETERS 255
ANYNET_SUPPORT
 NODE 109
API_CLIENT_USE
 TP 169
APPC_LU_LOAD_FACTOR
 LOAD_BALANCING 82
APPLICATION_TYPE
 LU_0_TO_3 91
AS400_COMMON 13
AS400_SERVER 17
AS400_SERVER_ENTRY
 TN5250_FILTER 161
ASCII configuration 1
ASCII configuration file
 keyword types 2
 structure 1
 syntax rules 3
ASSOC_PRINTER
 LU_0_TO_3 92

AUTO_ACT
 MODE 101
AUTO_ACTIVATE_SUPPORT
 LINK_STATION 58
AUTO_LOGOFF
 TN3270E_DEF 141
 TN5250_DEF 155

B

BACKUP_PHONE_NUMBER
 LINK_STATION_SDLC_SPECIFIC_DATA 210
BKUP_DLUS_NAME
 DLUR_DEFAULTS 33
 INTERNAL_PU 49
 LINK_STATION 58
BKUP_FP_FQCP_NAME
 FOCAL_POINT 43
BKUP_MS_APPL_NAME
 FOCAL_POINT 44
BRANCH_EXTENDER_LINK
 LINK_STATION 59
building a response file 3
BUSY_STATE_TIMEOUT
 PORT_LAN_SPECIFIC_DATA 194

C

CALL_USER_GROUP_FORMAT
 LINK_STATION_X25_SPECIFIC_DATA 230
CALL_USER_GROUP_INDEX
 LINK_STATION_X25_SPECIFIC_DATA 230
certificate revocation list (CRL) 29
CFG_LAST_SCENARIO
 VERIFY 179
CFG_MODIFICATION_LEVEL
 VERIFY 180
CFG_VERSION_LEVEL
 VERIFY 180
CLASS_TYPE
 LU_0_TO_3 92
 TN3270E_FILTER 147
CLIENT_AUTHENTICATION
 TN3270_PORT_DEF 151
 TN5250_PORT_DEF 165
CLIENT_ID_TYPE
 TN3270E_FILTER 148
 TN5250_FILTER 162
COMPLIANCE
 PORT_X25_SPECIFIC_DATA 238
COMPRESSION
 MODE 102
CONN_RETRY_SECS
 ANYNET_COMMON_PARAMETERS 255
CONNECT_RETRY_COUNT
 LINK_STATION_SDLC_SPECIFIC_DATA 210
 PORT_SDLC_SPECIFIC_DATA 215
CONNECT_TIMER
 LINK_STATION_SDLC_SPECIFIC_DATA 210
 PORT_SDLC_SPECIFIC_DATA 216

- CONNECTION_ID
 - LINK_STATION_X25_SPECIFIC_DATA 231
- CONNECTION_NETWORK 21
 - INHERIT_PORT_LIMITED_RESOURCE 22
- CONNECTION_TYPE
 - LINK_STATION_X25_SPECIFIC_DATA 231
- CONNWAIT_SECS
 - ANYNET_COMMON_PARAMETERS 256
- CONV_SECURITY_VERIFICATION
 - PARTNER_LU 120
- CONVERSATION_SECURITY_TYPE
 - CPIC_SIDE_INFO 23
- CONVERSATION_TYPE
 - TP 170
- COS_NAME
 - MODE 102
- COST_PER_BYTE
 - LINK_STATION 59
 - PORT 124
- COST_PER_CONNECT_TIME
 - LINK_STATION 59
 - PORT 124
 - PORT_OEM_SPECIFIC_DATA
 - EE 185
 - OEM 203
- CP_ALIAS
 - NODE 110
- CP_CP_SESS_SUPPORT
 - LINK_STATION 60
- CPIC_SIDE_INFO 23
- creating an ASCII configuration file
 - assigning values to keywords 4
 - assigning values using SNA character sets 2
 - keyword types 2
 - structure 1
 - syntax example 4
 - syntax rules 3
- CRL_SUPPORT 29
- CRL_SUPPORT_ENABLE
 - CRL_SUPPORT 29

D

- DEFAULT_MAX_LU62_SESSIONS
 - LOAD_BALANCING 82
- DEFAULT_NN_SERVER
 - LINK_STATION 60
- DEFAULT_POOL
 - LOCAL_LU 85
 - TN3270_PORT_DEF 152
- DEFAULT_POOL_NAME
 - TN3270E_DEF 141
- DEFAULT_PREFERENCE
 - NODE 110
- DEFAULT_PRINTER_POOL_NAME
 - TN3270E_DEF 142
- DEFAULT_PU_NAME
 - DLUR_DEFAULTS 34
- DEFAULT_RU_SIZE
 - MODE 102
- DEFAULT_SERVER
 - AS400_SERVER 17
 - TN5250_PORT_DEF 166
- DEFAULT_TG_CHARS
 - PORT 125
- DEFAULT_WINDOW_SIZE
 - PORT_X25_SPECIFIC_DATA 239

- DELAY_APPLICATION_RETRIES
 - LINK_STATION 61
 - PORT 125
- DELETE 3
- DEPENDENT_LU_COMPRESSION
 - INTERNAL_PU 50
 - LINK_STATION 61
- DEPENDENT_LU_ENCRYPTION
 - INTERNAL_PU 50
 - LINK_STATION 62
- DEST_ADDRESS
 - AnyNet Specific Data 181
 - LAN Specific Data 191
 - LINK_STATION 62
 - OEM Specific Data 201
 - SDLC Specific Data 209
 - Twinaxial Specific Data 225
- DEVICE
 - AS400_SERVER 18
- DG_IDLE_TIMEOUT
 - ANYNET_COMMON_PARAMETERS 256
- DIAL_TYPE
 - PORT_X25_SPECIFIC_DATA 239
- DISABLE_REMOTE_ACT
 - LINK_STATION 62
- DISCOVERY_GROUP_NAME
 - NODE 111
- DISCOVERY_SUPPORT
 - NODE 112
- DLC_DATA
 - LAN Specific Data 191
 - OEM Specific Data 202
 - PORT 126
 - SDLC Specific Data 214
 - X.25 Specific Data 235
- DLC_NAME
 - AnyNet Specific Data 182
 - EE Specific Data 184
 - LAN Specific Data 191
 - OEM Specific Data 202
 - PORT 126
 - SDLC Specific Data 214
 - Twinaxial Specific Data 225
 - X.25 Specific Data 236
- DLUR_DEFAULTS 33
- DLUR_SUPPORT
 - NODE 112
- DLUS_NAME
 - LINK_STATION 63
- DLUS_RETRY_LIMIT
 - DLUR_DEFAULTS 34
- DLUS_RETRY_TIMEOUT
 - DLUR_DEFAULTS 34
- DOWNSTREAM_LU 37
- DSLUS_NAME
 - DOWNSTREAM_LU 37
- DSLUS_TEMPLATE
 - DSPU_TEMPLATE 39
- DSPU_NAME
 - DOWNSTREAM_LU 38
 - LINK_STATION 63
- DSPU_SERVICES
 - LINK_STATION 64
- DSPU_TEMPLATE 39
- DTE_ADDRESS
 - LINK_STATION_X25_SPECIFIC_DATA 231
 - PORT_X25_SPECIFIC_DATA 239

DTE_ADDRESS_EXTENSION
 LINK_STATION_X25_SPECIFIC_DATA 232
 PORT_X25_SPECIFIC_DATA 240
 DUMB_CARD_INTERFACE
 PORT_SDLC_SPECIFIC_DATA 216
 PORT_X25_SPECIFIC_DATA 240
 DUPLEX_SUPPORT
 TP 170
 DYNAMIC_LOAD
 TP 170
 DYNAMIC_LU_SUPPORT
 TN5250_DEF 156

E

editing an ASCII configuration file
 assigning values to keywords 4
 assigning values using SNA character sets 2
 keyword types 2
 structure 1
 syntax example 4
 syntax rules 3
 EE specific data 183
 LINK_STATION 183
 OEM_DATA 183
 OEM_LINK_DATA 184
 PORT
 COST_PER_CONNECT_TIME 185
 DLC_NAME 184
 EFFECTIVE_CAPACITY 185
 INB_LINK_ACT_LIM 185
 OEM_DATA 186
 OEM_LINK_DATA 187
 OEM_PORT_DEFAULTS 187
 OUT_LINK_ACT_LIM 187
 PROPOGATION_DELAY 188
 SECURITY 188
 TOT_LINK_ACT_LIM 189
 EFFECTIVE_CAPACITY
 LINK_STATION 64
 PORT 126
 PORT_OEM_SPECIFIC_DATA
 EE 185
 OEM 203
 ENABLE_FILTERING
 TN3270E_DEF 142
 TN5250_DEF 156
 ENABLE_LOAD_BALANCING
 LOAD_BALANCING 82
 ENCRYPTION_SUPPORT
 MODE 103
 Enterprise Extender (EE) specific data 183
 LINK_STATION 183
 OEM_DATA 183
 OEM_LINK_DATA 184
 PORT
 COST_PER_CONNECT_TIME 185
 DLC_NAME 184
 EFFECTIVE_CAPACITY 185
 INB_LINK_ACT_LIM 185
 OEM_DATA 186
 OEM_LINK_DATA 187
 OEM_PORT_DEFAULTS 187
 OUT_LINK_ACT_LIM 187
 PROPOGATION_DELAY 188
 SECURITY 188
 TOT_LINK_ACT_LIM 189

ETHERNET_FORMAT
 LINK_STATION 65

F

FILTER_ENTRY
 TN3270E_FILTER 148
 FILTER_PREFERENCE
 TN3270E_DEF 142
 TN5250_DEF 156
 FOCAL_POINT 43
 FP_FQCP_NAME
 FOCAL_POINT 44
 FQ_ADJACENT_CP_NAME
 LINK_STATION 65
 FQ_CP_NAME
 ADJACENT_NODE 9
 NODE 113
 FQ_DLU_NAME
 DLUR_DEFAULTS 35
 INTERNAL_PU 51
 FQ_LU_NAME
 ADJACENT_NODE 10
 FQ_PLU_NAME
 PARTNER_LU 120
 FQCN_NAME
 CONNECTION_NETWORK 21
 FRAME_INACTIVITY_TIMEOUT
 PORT_X25_SPECIFIC_DATA 241
 FRAME_RETRANSMISSION_TIMEOUT
 PORT_X25_SPECIFIC_DATA 241
 FRAME_SEQUENCE
 PORT_X25_SPECIFIC_DATA 242
 FRAME_TRANSMISSION_RETRY_COUNT
 PORT_X25_SPECIFIC_DATA 242
 FRAME_WINDOW_SIZE
 PORT_X25_SPECIFIC_DATA 243
 FRAMING_STANDARD
 LINK_STATION_SDLC_SPECIFIC_DATA 211
 PORT_SDLC_SPECIFIC_DATA 217
 FREQUENCY
 TN3270E_DEF 143
 TN5250_DEF 157
 FULL_DUPLEX_SUPPORT
 PORT_SDLC_SPECIFIC_DATA 217

H

HOST_LINK_NAME
 HS_CRITICAL_SERVER 47
 HOST_LU
 DSPU_TEMPLATE 40
 HOST_LU_LOAD_FACTOR
 LOAD_BALANCING 83
 HOST_LU_NAME
 DOWNSTREAM_LU 38
 HPR_LINK_LVL_ERROR
 LINK_STATION 66
 HPR_SUPPORT
 LINK_STATION 66
 HS_CRITICAL_SERVER 47

I

IDLE_STATE_TIMEOUT
 PORT_LAN_SPECIFIC_DATA 194

IMPLICIT_BRANCH_EXTENDER_LINK
 PORT 127
 IMPLICIT_CP_CP_SESS_SUPPORT
 PORT 127
 IMPLICIT_DEACT_TIMER
 PORT 128
 IMPLICIT_DSPU_SERVICES
 PORT 128
 IMPLICIT_DSPU_TEMPLATE
 PORT 129
 IMPLICIT_HPR_SUPPORT
 PORT 129
 IMPLICIT_LIMITED_RESOURCE
 PORT 22, 130
 IMPLICIT_LINK_LVL_ERROR
 PORT 130
 IN_ONLY_SVC_COUNT
 PORT_X25_SPECIFIC_DATA 244
 IN_ONLY_SVC_START
 PORT_X25_SPECIFIC_DATA 244
 INACTIVITY_TIMER
 LINK_STATION_SDLC_SPECIFIC_DATA 211
 PORT_SDLC_SPECIFIC_DATA 218
 INACTIVITY_TIMER_SECS
 ANYNET_COMMON_PARAMETERS 256
 INB_LINK_ACT_LIM
 PORT_LAN_SPECIFIC_DATA 194
 PORT_OEM_SPECIFIC_DATA
 EE 185
 OEM 203
 INCLUDE 3
 INCOMING_ALLOCATE_TIMEOUT
 TP 171
 INCOMING_CALL_FILTER
 PORT_X25_SPECIFIC_DATA 243
 INHERIT_PORT_LIMITED_RESOURCE 22
 INHERIT_PORT_RETRY_PARMS
 LINK_STATION 67
 INSERT_CALLING_ADDRESS
 PORT_X25_SPECIFIC_DATA 243
 INTERNAL_PU 49
 IO_ADDRESS
 PORT_TWINAX_SPECIFIC_DATA 227
 IP_ADDR_MASK_PAIR
 TN3270E_FILTER 149
 TN5250_FILTER 162
 IRQ_LEVEL
 PORT_SDLC_SPECIFIC_DATA 218
 PORT_TWINAX_SPECIFIC_DATA 227
 IS_POOL
 TN3270E_FILTER 150

K

KEEPALIVE_TYPE
 TN3270E_DEF 143
 TN5250_DEF 157
 keywords
 ADJACENT_NODE 9
 ANYNET_COMMON_PARAMETERS 255
 AS400_COMMON 13
 AS400_SERVER 17
 CONNECTION_NETWORK 21
 CPIC_SIDE_INFO 23
 CRL_SUPPORT 29
 DLUR_DEFAULTS 33
 DOWNSTREAM_LU 37

keywords (continued)
 DSPU_TEMPLATE 39
 FOCAL_POINT 43
 HS_CRITICAL_SERVER 47
 INTERNAL_PU 49
 LINK_STATION 53
 LOAD_BALANCING 81
 LOCAL_LU 85
 LU_0_TO_3 91
 LU_LU_PASSWORD 99
 MODE 101
 NODE 109
 PARTNER_LU 119
 PORT 123
 SPLIT_STACK 139
 TN3270_PORT_DEF 151
 TN3270E_DEF 141
 TN3270E_FILTER 147
 TN5250_DEF 155
 TN5250_FILTER 161
 TN5250_PORT_DEF 165
 TP 169
 USERID_PASSWORD 177
 VERIFY 179

L

LAN specific data 191
 LINK_STATION 191
 DEST_ADDRESS 191
 PORT 191
 ACK_DELAY 192
 ACK_TIMEOUT 193
 ADAPTER_NUMBER 193
 BUSY_STATE_TIMEOUT 194
 DLC_DATA 191
 DLC_NAME 191
 IDLE_STATE_TIMEOUT 194
 INB_LINK_ACT_LIM 194
 LOCAL_SAP 195
 MAX_RETRY 195
 OUT_LINK_ACT_LIM 196
 OUTSTANDING_TRANSMITS 196
 POLL_TIMEOUT 197
 POOL_SIZE 197
 REJECT_RESPONSE_TIMEOUT 198
 TEST_RETRY_INTERVAL 198
 TEST_RETRY_LIMIT 199
 TOT_LINK_ACT_LIM 199
 XID_RETRY_INTERVAL 199
 XID_RETRY_LIMIT 200
 LDAP_ID
 CRL_SUPPORT 29
 LDAP_ID_TYPE
 CRL_SUPPORT 30
 LIMITED_RESOURCE
 LINK_STATION 67
 LINK_DEACT_TIMER
 LINK_STATION 68
 LINK_STATION 53
 LINK_STATION_ANYNET_SPECIFIC_DATA 181
 LINK_STATION_OEM_SPECIFIC_DATA
 EE 183
 MPC 201
 LINK_STATION_ROLE
 LINK_STATION 68
 PORT 131

LINK_STATION_SDLC_SPECIFIC_DATA 209
 LINK_STATION_X25_SPECIFIC_DATA 229
 LOAD_BALANCING 81
 LOAD_TYPE
 TP 171
 LOAD_VARIANCE
 LOAD_BALANCING 83
 LOCAL_DTE_ADDRESS
 PORT_X25_SPECIFIC_DATA 245
 LOCAL_LU 85
 LOCAL_SAP
 PORT_LAN_SPECIFIC_DATA 195
 LOGICAL_CHANNEL_NUMBER
 LINK_STATION_X25_SPECIFIC_DATA 232
 LOGOFF
 TN3270E_DEF 144
 TN5250_DEF 158
 LS_NAME
 LINK_STATION 69
 LU_0_TO_3 91
 LU_ALIAS
 LOCAL_LU 86
 LU_ENTRY
 ADJACENT_NODE 10
 LU_LU_PASSWORD 99
 LU_MODEL
 LU_0_TO_3 93
 LU_NAME
 AS400_COMMON 13
 LOCAL_LU 86
 LU_0_TO_3 93
 LU_PAIR
 LU_LU_PASSWORD 99
 LU_PREFIX
 TN5250_DEF 158
 LU_SESSION_LIMIT
 LOCAL_LU 86
 LU_TAKEOVER
 TN3270E_DEF 144
 LU_TAKEOVER_TIMER
 TN3270E_DEF 145
 LU62_TIMEOUT 97
 LU62_TIMEOUT_RESOURCE_TYPE 97
 LU62_TIMEOUT_VALUE 97
 LU62_TIMEOUT_RESOURCE_TYPE 97
 LU62_TIMEOUT_VALUE 97

M

MAX_ACTIVATION_ATTEMPTS
 LINK_STATION 69
 PORT 131
 MAX_IFRM_RCVD
 LINK_STATION 70
 PORT 132
 MAX_INCOMING_COMPRESSION_LEVEL
 MODE 103
 MAX_INSTANCE
 DSPU_TEMPLATE 40
 MAX_LOCATES
 NODE 113
 MAX_LS_EXCEPTION_EVENTS
 NODE 113
 MAX_MC_LL_SEND_SIZE
 PARTNER_LU 120
 MAX_NAU
 DSPU_TEMPLATE 40

MAX_NEGOTIABLE_SESSION_LIMIT
 MODE 104
 MAX_OUTGOING_COMPRESSION_LEVEL
 MODE 104
 MAX_PIU_SIZE
 PORT_X25_SPECIFIC_DATA 245
 MAX_RCV_BTU_SIZE
 PORT 132
 MAX_RETRY
 PORT_LAN_SPECIFIC_DATA 195
 MAX_RU_SIZE_UPPER_BOUND
 MODE 105
 MAX_SEND_BTU_SIZE
 LINK_STATION 70
 MEMORY_ADDRESS
 PORT_TWINAX_SPECIFIC_DATA 227
 MIN_CONWINNERS_SOURCE
 MODE 105
 MIN_NAU
 DSPU_TEMPLATE 41
 MODE 101
 MODE_NAME
 AS400_COMMON 14
 CPIC_SIDE_INFO 24
 MODE 105
 MODEL_NAME
 LOCAL_LU 87
 LU_0_TO_3 94
 MODEM_NAME
 PORT_SDLC_SPECIFIC_DATA 218
 PORT_X25_SPECIFIC_DATA 246
 MS_APPL_NAME
 FOCAL_POINT 45
 MS_CATEGORY
 FOCAL_POINT 45
 MULTIDROP_PRIMARY_SERVER
 PORT_SDLC_SPECIFIC_DATA 219

N

NAME
 TN3270E_FILTER 150
 NAU_ADDRESS
 DOWNSTREAM_LU 38
 LOCAL_LU 87
 LU_0_TO_3 94
 NETWORK_CONNECTION_TYPE
 PORT_X25_SPECIFIC_DATA 246
 NETWORK_USER_ID
 LINK_STATION_X25_SPECIFIC_DATA 233
 NODE 109
 NODE_ID
 INTERNAL_PU 51
 LINK_STATION 71
 NODE 114
 NODE_TYPE
 NODE 114
 NULL_ADDRESS_MEANING
 LINK_STATION 71
 NUMBER_OF_DSLU_TEMPLATES
 DSPU_TEMPLATE 41
 NUMBER_OF_DYNAMIC_LUS
 TN5250_DEF 158

O

OEM specific data 201
LINK_STATION 201
 DEST_ADDRESS 201
 OEM_DATA 201
 OEM_LINK_DATA 202
PORT 184, 202
 COST_PER_CONNECT_TIME 203
 DLC_DATA 202
 DLC_NAME 202
 EFFECTIVE_CAPACITY 203
 INB_LINK_ACT_LIM 203
 OEM_DATA 204
 OEM_LINK_DATA 204
 OEM_PORT_DATA 205
 OEM_PORT_DEFAULTS 205
 OUT_LINK_ACT_LIM 205
 PROPOGATION_DELAY 206
 SECURITY 206
 TOT_LINK_ACT_LIM 207
OEM_DATA
 LINK_STATION_OEM_SPECIFIC_DATA
 EE 183
 OEM 201
 PORT_OEM_SPECIFIC_DATA
 EE 186
 OEM 204
 PORT_SDLC_SPECIFIC_DATA 219
 PORT_X25_SPECIFIC_DATA 246
OEM_LINK_DATA
 LINK_STATION_OEM_SPECIFIC_DATA
 EE 184
 OEM 202
 PORT_OEM_SPECIFIC_DATA
 EE 187
 OEM 204
OEM_PORT_DATA
 PORT_OEM_SPECIFIC_DATA 205
 PORT_SDLC_SPECIFIC_DATA 220
 PORT_X25_SPECIFIC_DATA 247
OEM_PORT_DEFAULTS
 PORT_OEM_SPECIFIC_DATA
 EE 187
 OEM 205
OUT_LINK_ACT_LIM
 PORT_LAN_SPECIFIC_DATA 196
 PORT_OEM_SPECIFIC_DATA
 EE 187
 OEM 205
OUT_ONLY_SVC_COUNT
 PORT_X25_SPECIFIC_DATA 247
OUT_ONLY_SVC_START
 PORT_X25_SPECIFIC_DATA 248
OUTSTANDING_TRANSMITS
 PORT_LAN_SPECIFIC_DATA 196

P

PACKET_SIZE
 LINK_STATION_X25_SPECIFIC_DATA 233
 PORT_X25_SPECIFIC_DATA 248
PARALLEL_SESSION_SUPPORT
 PARTNER_LU 121
PARAMETERS
 TP 171

PARTNER_ADDRESS_TYPE
 LINK_STATION_ANYNET_SPECIFIC_DATA 181
PARTNER_LU 119
PARTNER_LU_ALIAS
 PARTNER_LU 121
PARTNER_LU_NAME
 CPIC_SIDE_INFO 24
PASSWORD
 AS400_COMMON 14
 AS400_SERVER 18
 CRL_SUPPORT 30
 LU_LU_PASSWORD 100
 USERID_PASSWORD 177
PATH
 AS400_SERVER 18
PATHNAME
 TP 172
PIP_ALLOWED
 TP 172
PLU_MODE_SESSION_LIMIT
 MODE 106
POLL_TIMEOUT
 PORT_LAN_SPECIFIC_DATA 197
POOL_NAME
 LU_0_TO_3 94
 SPLIT_STACK 139
POOL_SIZE
 PORT_LAN_SPECIFIC_DATA 197
PORT 123
 CONNECTION_NETWORK
 INHERIT_PORT_LIMITED_RESOURCE 22
 CRL_SUPPORT 31
 IMPLICIT_LIMITED_RESOURCE 22
 INHERIT_PORT_LIMITED_RESOURCE 22
 TN3270_PORT_DEF 152
 TN5250_PORT_DEF 166
PORT_LAN_SPECIFIC_DATA 192
 PORT 135
PORT_NAME
 CONNECTION_NETWORK 22
 LINK_STATION 72
 PORT 133
PORT_OEM_SPECIFIC_DATA
 EE 185
 OEM 203
 PORT 135
PORT_SDLC_SPECIFIC_DATA 214
 PORT 136
PORT_SPEED
 LINK_STATION_SDLC_SPECIFIC_DATA 212
 PORT_SDLC_SPECIFIC_DATA 220
 PORT_X25_SPECIFIC_DATA 249
PORT_TWINAX_SPECIFIC_DATA 225
 PORT 136
PORT_TYPE
 PORT 133
PORT_X25_SPECIFIC_DATA 236
 PORT 136
PREFERENCE
 PARTNER_LU 122
PRIMARY_PHONE_NUMBER
 LINK_STATION_SDLC_SPECIFIC_DATA 212
PRIORITY
 LU_0_TO_3 95
PROPOGATION_DELAY
 LINK_STATION 72
 PORT 134

PROPOGATION_DELAY (continued)

PORT_OEM_SPECIFIC_DATA
 EE 188
 OEM 206
PU_NAME
 INTERNAL_PU 51
 LINK_STATION 73
 LOCAL_LU 88
 LU_0_TO_3 95
PVC_COUNT
 PORT_X25_SPECIFIC_DATA 249
PVC_START
 PORT_X25_SPECIFIC_DATA 250

Q

QUEUED
 TP 172

R

RECEIVE_ALLOCATE_TIMEOUT
 TP 173
RECEIVE_PACING_WINDOW
 MODE 107
REGISTER_WITH_CDS
 NODE 115
REGISTER_WITH_NN
 NODE 115
REJECT_RESPONSE_TIMEOUT
 PORT_LAN_SPECIFIC_DATA 198
REMOTE_CONFORMANCE
 LINK_STATION_X25_SPECIFIC_DATA 234
REMOTE_PHONE_NUMBER
 PORT_X25_SPECIFIC_DATA 250
REQUEST_REVERSE_CHARGING
 LINK_STATION_X25_SPECIFIC_DATA 234
RESPONSE_RETRY_COUNT
 LINK_STATION_SDLC_SPECIFIC_DATA 212
 PORT_SDLC_SPECIFIC_DATA 221
RESPONSE_TIMER
 LINK_STATION_SDLC_SPECIFIC_DATA 213
 PORT_SDLC_SPECIFIC_DATA 221
RETRY_LINK_ON_DISCONNECT
 LINK_STATION 73
 PORT 134
RETRY_LINK_ON_FAILED_START
 LINK_STATION 74
 PORT 135
RETRY_LINK_ON_FAILURE
 LINK_STATION 74
 PORT 135
REVERSE_ADDRESS_BYTES
 LINK_STATION 74
ROUTE_TO_CLIENT
 LOCAL_LU 88

S

SCOPE_NAME
 LOAD_BALANCING 83
SDLC specific data 209
 LINK_STATION 209
 BACKUP_PHONE_NUMBER 210
 CONNECT_RETRY_COUNT 210
 CONNECT_TIMER 210

SDLC specific data (continued)

LINK_STATION (continued)
 DEST_ADDRESS 209
 FRAMING_STANDARD 211
 INACTIVITY_TIMER 211
 PORT_SPEED 212
 PRIMARY_PHONE_NUMBER 212
 RESPONSE_RETRY_COUNT 212
 RESPONSE_TIMER 213
 USE_NRZI_ENCODING 213
PORT 213
 ACCEPT_INCOMING_CALLS 215
 CONNECT_RETRY_COUNT 215
 CONNECT_TIMER 216
 DLC_DATA 214
 DLC_NAME 214
 DUMB_CARD_INTERFACE 216
 FRAMING_STANDARD 217
 FULL_DUPLEX_SUPPORT 217
 INACTIVITY_TIMER 218
 IRQ_LEVEL 218
 MODEM_NAME 218
 MULTIDROP_PRIMARY_SERVER 219
 OEM_DATA 219
 OEM_PORT_DATA 220
 PORT_SPEED 220
 RESPONSE_RETRY_COUNT 221
 RESPONSE_TIMER 221
 SHARED_RAM_ADDRESS 221
 STATION_POLL_COUNT 222
 TRANSMISSION_FLAGS 222
 USE_CONSTANT_RTS 222
 USE_NRZI_ENCODING 223
SECURITY
 LINK_STATION 75
 PORT 136
 PORT_OEM_SPECIFIC_DATA
 EE 188
 OEM 206
 TN3270_PORT_DEF 153
 TN5250_PORT_DEF 167
SECURITY_LEVEL
 TN3270_PORT_DEF 153
 TN5250_PORT_DEF 167
SECURITY_PASSWORD
 CPIC_SIDE_INFO 25
SECURITY_RQD
 TP 173
SECURITY_USER_ID
 CPIC_SIDE_INFO 25
SEND_TERM_SELF
 NODE 116
SEQUENCING
 PORT_X25_SPECIFIC_DATA 250
SERVER_NAME
 AS400_SERVER 19
 HS_CRITICAL_SERVER 48
SHARED_FOLDER
 AS400_SERVER 19
SHARED_RAM_ADDRESS
 PORT_SDLC_SPECIFIC_DATA 221
 PORT_X25_SPECIFIC_DATA 251
SNA Type A character set 2
SNA_IP_NODE_TYPE
 ANYNET_COMMON_PARAMETERS 257
SNASUFFIX
 ANYNET_COMMON_PARAMETERS 257

SOLICIT_SSCP_SESSION
 LINK_STATION 75
 SPLIT_STACK 139
 STARTUP
 INTERNAL_PU 52
 SPLIT_STACK 139
 STATION_POLL_COUNT
 PORT_SDLC_SPECIFIC_DATA 222
 SYM_DEST_NAME
 CPIC_SIDE_INFO 26
 SYNC_LEVEL
 TP 173
 SYNCPT_SUPPORT
 LOCAL_LU 88
 syntax example 4

T

TEMPLATE_NAME
 DSPU_TEMPLATE 41
 TEST_RETRY_INTERVAL
 PORT_LAN_SPECIFIC_DATA 198
 TEST_RETRY_LIMIT
 PORT_LAN_SPECIFIC_DATA 199
 TG_CHARS
 LINK_STATION 76
 TG_NUMBER
 LINK_STATION 76
 TIMER
 TN3270E_DEF 145
 TN5250_DEF 159
 TN3270_PORT_DEF 151
 TN3270E_DEF 141
 TN3270E_FILTER 147
 TN5250_DEF 155
 TN5250_FILTER 161
 TN5250_PORT_DEF 165
 TOT_LINK_ACT_LIM
 PORT_LAN_SPECIFIC_DATA 199
 PORT_OEM_SPECIFIC_DATA
 EE 189
 OEM 207
 TP 169
 TP_INSTANCE_LIMIT
 TP 174
 TP_NAME
 CPIC_SIDE_INFO 26
 TP 174
 TP_NAME_FORMAT
 TP 175
 TP_NAME_TYPE
 CPIC_SIDE_INFO 26
 TRANSMISSION_FLAGS
 PORT_SDLC_SPECIFIC_DATA 222
 PORT_X25_SPECIFIC_DATA 251
 twinaxial specific data 225
 LINK_STATION
 DEST_ADDRESS 225
 PORT 225
 ADAPTER_TYPE 226
 DLC_NAME 225
 IO_ADDRESS 227
 IRQ_LEVEL 227
 MEMORY_ADDRESS 227
 TWO_WAY_SVC_COUNT
 PORT_X25_SPECIFIC_DATA 251

TWO_WAY_SVC_START
 PORT_X25_SPECIFIC_DATA 252

U

UNACKED_DG_RETRY_SECS
 ANYNET_COMMON_PARAMETERS 258
 UNSENT_DG_RETRY_SECS
 ANYNET_COMMON_PARAMETERS 258
 USE_CONSTANT_RTS
 PORT_SDLC_SPECIFIC_DATA 222
 PORT_X25_SPECIFIC_DATA 252
 USE_DEFAULT_TG_CHARS
 LINK_STATION 77
 USE_NRZI_ENCODING
 LINK_STATION_SDLC_SPECIFIC_DATA 213
 PORT_SDLC_SPECIFIC_DATA 223
 PORT_X25_SPECIFIC_DATA 253
 USE_PU_NAME_IN_XID
 LINK_STATION 77
 USE_X32_PROTOCOL
 PORT_X25_SPECIFIC_DATA 253
 USER_DATA
 CPIC_SIDE_INFO 27
 USER_DEFINED_1
 LINK_STATION 78
 PORT 136
 USER_DEFINED_2
 LINK_STATION 78
 PORT 137
 USER_DEFINED_3
 LINK_STATION 78
 PORT 137
 USER_ID 89
 USERID
 AS400_COMMON 15
 AS400_SERVER 20
 CRL_SUPPORT 31
 USERID_PASSWORD 177
 USERID_PASSWORD 177

V

values assigned to ASCII configuration file keywords 4
 VERIFY 179

W

WILDCARD_LU
 ADJACENT_NODE 10
 WINDOW_SIZE
 LINK_STATION_X25_SPECIFIC_DATA 235

X

X.25 specific data 229
 LINK_STATION 229
 ADDITIONAL_FACILITIES 229
 CALL_USER_GROUP_FORMAT 230
 CALL_USER_GROUP_INDEX 230
 CONNECTION_ID 231
 CONNECTION_TYPE 231
 DTE_ADDRESS 231
 DTE_ADDRESS_EXTENSION 232
 LOGICAL_CHANNEL_NUMBER 232

X.25 specific data (continued)

- LINK_STATION (continued)
 - NETWORK_USER_ID 233
 - PACKET_SIZE 233
 - REMOTE_CONFORMANCE 234
 - REQUEST_REVERSE_CHARGING 234
 - WINDOW_SIZE 235
 - X25_DESTINATION_ADDRESS 235
- PORT 235
 - ACCEPT_CHARGES 237
 - ACCEPT_INCOMING_CALLS 237
 - ALTERNATE_REMOTE_PHONE_NUMBER 238
 - COMPLIANCE 238
 - DEFAULT_WINDOW_SIZE 239
 - DIAL_TYPE 239
 - DLC_DATA 235
 - DLC_NAME 236
 - DTE_ADDRESS 239
 - DTE_ADDRESS_EXTENSION 240
 - DUMB_CARD_INTERFACE 240
 - FRAME_INACTIVITY_TIMEOUT 241
 - FRAME_RETRANSMISSION_TIMEOUT 241
 - FRAME_SEQUENCE 242
 - FRAME_TRANSMISSION_RETRY_COUNT 242
 - FRAME_WINDOW_SIZE 243
 - IN_ONLY_SVC_COUNT 244
 - IN_ONLY_SVC_START 244
 - INCOMING_CALL_FILTER 243
 - INSERT_CALLING_ADDRESS 243
 - LOCAL_DTE_ADDRESS 245
 - MAX_PIU_SIZE 245
 - MODEM_NAME 246
 - NETWORK_CONNECTION_TYPE 246
 - OEM_DATA 246
 - OEM_PORT_DATA 247
 - OUT_ONLY_SVC_COUNT 247
 - OUT_ONLY_SVC_START 248
 - PACKET_SIZE 248
 - PORT_SPEED 249
 - PVC_COUNT 249
 - PVC_START 250
 - REMOTE_PHONE_NUMBER 250
 - SEQUENCING 250
 - SHARED_RAM_ADDRESS 251
 - TRANSMISSION_FLAGS 251
 - TWO_WAY_SVC_COUNT 251
 - TWO_WAY_SVC_START 252
 - USE_CONSTANT_RTS 252
 - USE_NRZI_ENCODING 253
 - USE_X32_PROTOCOL 253
 - X32_IDENTITY 253
 - X32_SIGNATURE 254
- X25_DESTINATION_ADDRESS
 - LINK_STATION_X25_SPECIFIC_DATA 235
- X32_IDENTITY
 - PORT_X25_SPECIFIC_DATA 253
- X32_SIGNATURE
 - PORT_X25_SPECIFIC_DATA 254
- XID_RETRY_INTERVAL
 - PORT_LAN_SPECIFIC_DATA 199
- XID_RETRY_LIMIT
 - PORT_LAN_SPECIFIC_DATA 200

Readers' Comments — We'd Like to Hear from You

Communications Server for Windows, Version 6.1
and
Personal Communications for Windows, Version 5.7
Configuration File Reference

Publication No. SC31-8655-05

Overall, how satisfied are you with the information in this book?

	Very Satisfied	Satisfied	Neutral	Dissatisfied	Very Dissatisfied
Overall satisfaction	<input type="checkbox"/>	<input type="checkbox"/>	<input type="checkbox"/>	<input type="checkbox"/>	<input type="checkbox"/>

How satisfied are you that the information in this book is:

	Very Satisfied	Satisfied	Neutral	Dissatisfied	Very Dissatisfied
Accurate	<input type="checkbox"/>	<input type="checkbox"/>	<input type="checkbox"/>	<input type="checkbox"/>	<input type="checkbox"/>
Complete	<input type="checkbox"/>	<input type="checkbox"/>	<input type="checkbox"/>	<input type="checkbox"/>	<input type="checkbox"/>
Easy to find	<input type="checkbox"/>	<input type="checkbox"/>	<input type="checkbox"/>	<input type="checkbox"/>	<input type="checkbox"/>
Easy to understand	<input type="checkbox"/>	<input type="checkbox"/>	<input type="checkbox"/>	<input type="checkbox"/>	<input type="checkbox"/>
Well organized	<input type="checkbox"/>	<input type="checkbox"/>	<input type="checkbox"/>	<input type="checkbox"/>	<input type="checkbox"/>
Applicable to your tasks	<input type="checkbox"/>	<input type="checkbox"/>	<input type="checkbox"/>	<input type="checkbox"/>	<input type="checkbox"/>

Please tell us how we can improve this book:

Thank you for your responses. May we contact you? Yes No

When you send comments to IBM, you grant IBM a nonexclusive right to use or distribute your comments in any way it believes appropriate without incurring any obligation to you.

Name

Address

Company or Organization

Phone No.



Fold and Tape

Please do not staple

Fold and Tape



NO POSTAGE
NECESSARY
IF MAILED IN THE
UNITED STATES

BUSINESS REPLY MAIL

FIRST-CLASS MAIL PERMIT NO. 40 ARMONK, NEW YORK

POSTAGE WILL BE PAID BY ADDRESSEE

IBM Corporation
Information Development
Department CGMD / Bldg 500
P.O. Box 12195
Research Triangle Park, NC 27709-9990



Fold and Tape

Please do not staple

Fold and Tape



Program Number: 5639-I70

Printed in U.S.A.

SC31-8655-05

