


2010 WebSphere Commerce Leadership Summit

James Fong – Manager, ISSW WebSphere Commerce Technology Practice (jfong@ca.ibm.com)

10/05/2010



IBM PRESENTATIONS: Reducing the Total Cost of Implementation with WebSphere Commerce v7 Feature Pack 1





Agenda

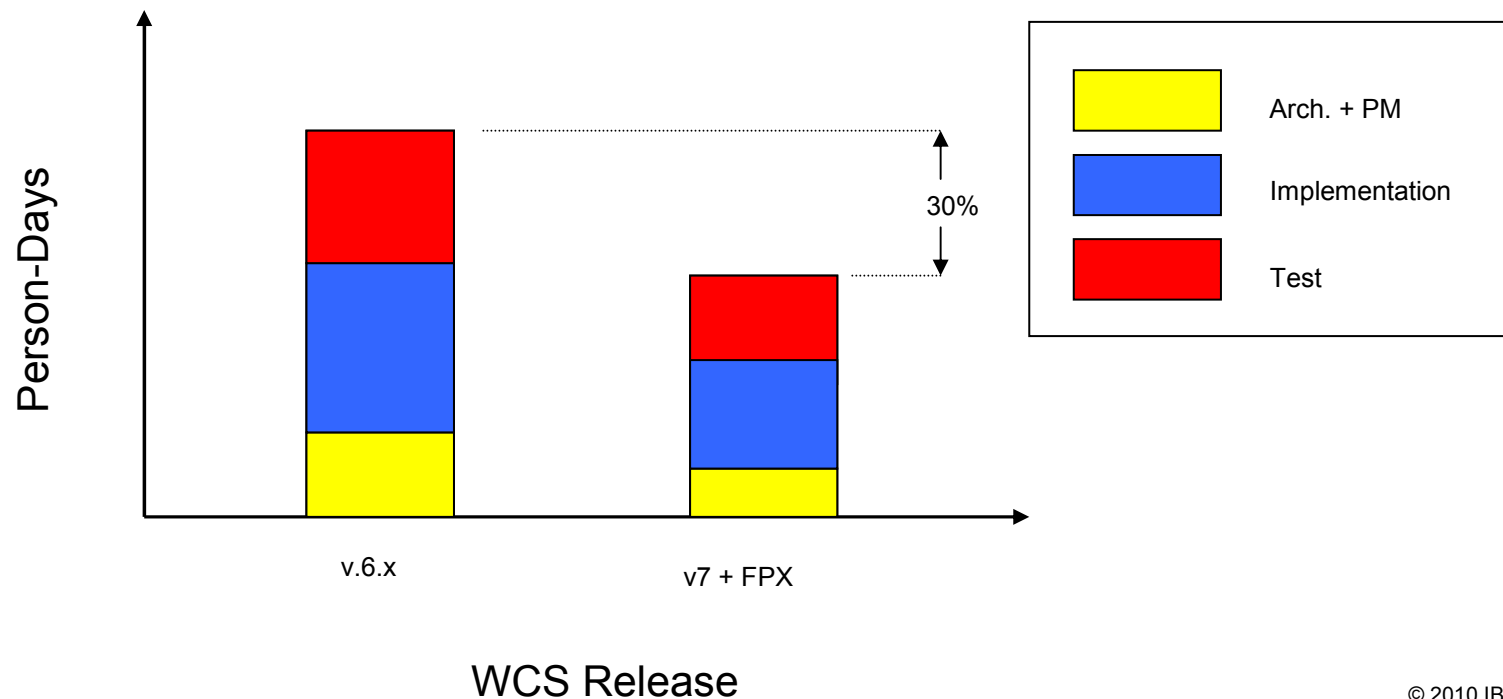
- Introduction – reducing Total Cost Of Implementation (TCOI) for projects
- TCOI Features in v7 Feature Pack 1
 - Supporting the development cycle
 - Use case documents
 - Flow and state diagrams
 - Test plan
 - FVT automation harness
 - Product enhancements
 - Data load for workspaces
 - Order flow refactoring
- Discussion
 - How else can we reduce TCOI?





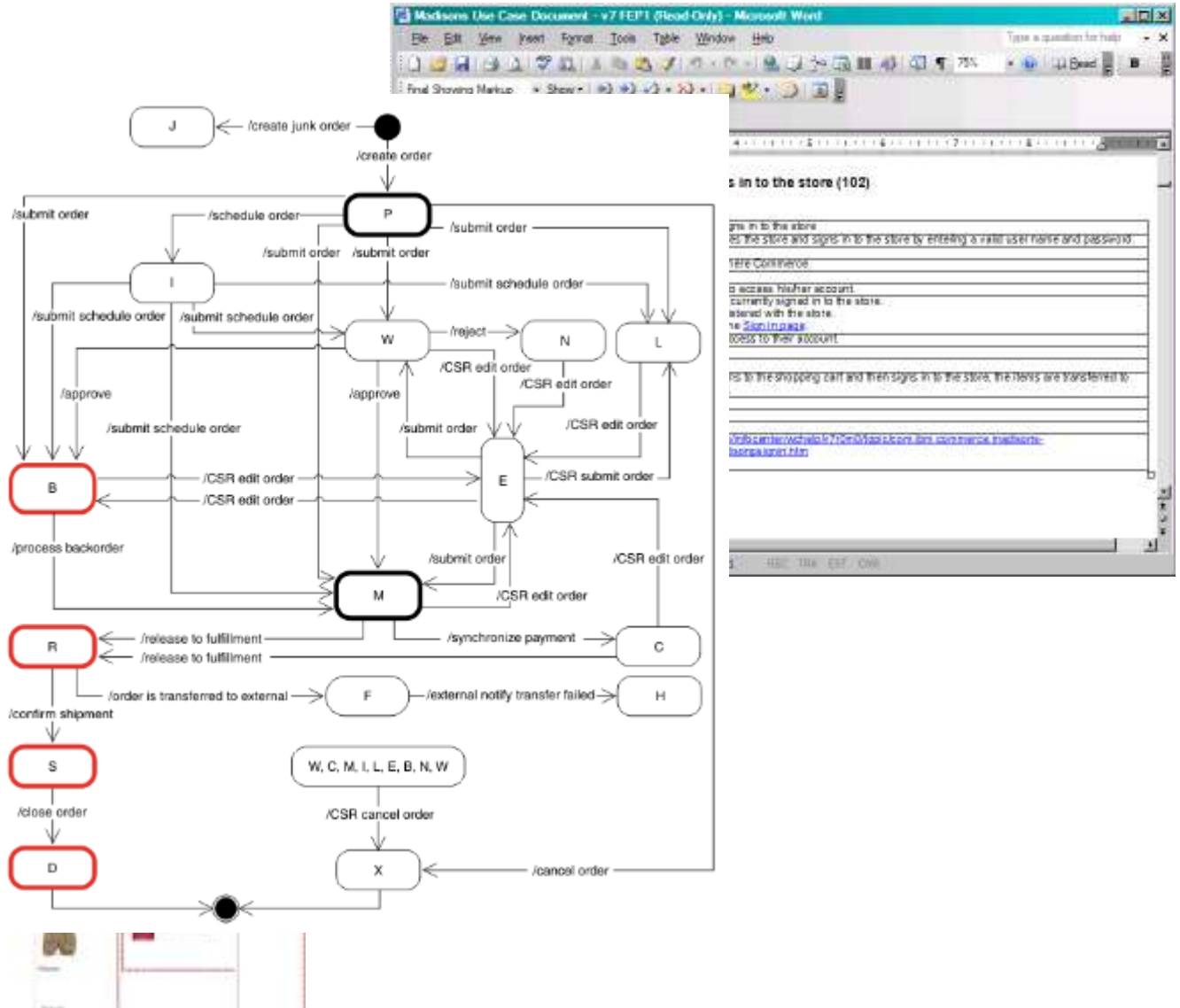
TCOI Goals And Features

- Reduce Total Cost of Ownership and Implementation
 - Design
 - HTML for Starter Stores**
 - Development
 - Order Command Customization**
 - Dataload into workspace**
 - Test
 - FVT Test Plan and Harness**
 - Performance Harness**
- Goal – reduce the implementation effort for a typical WC project by 30% over two full release cycles





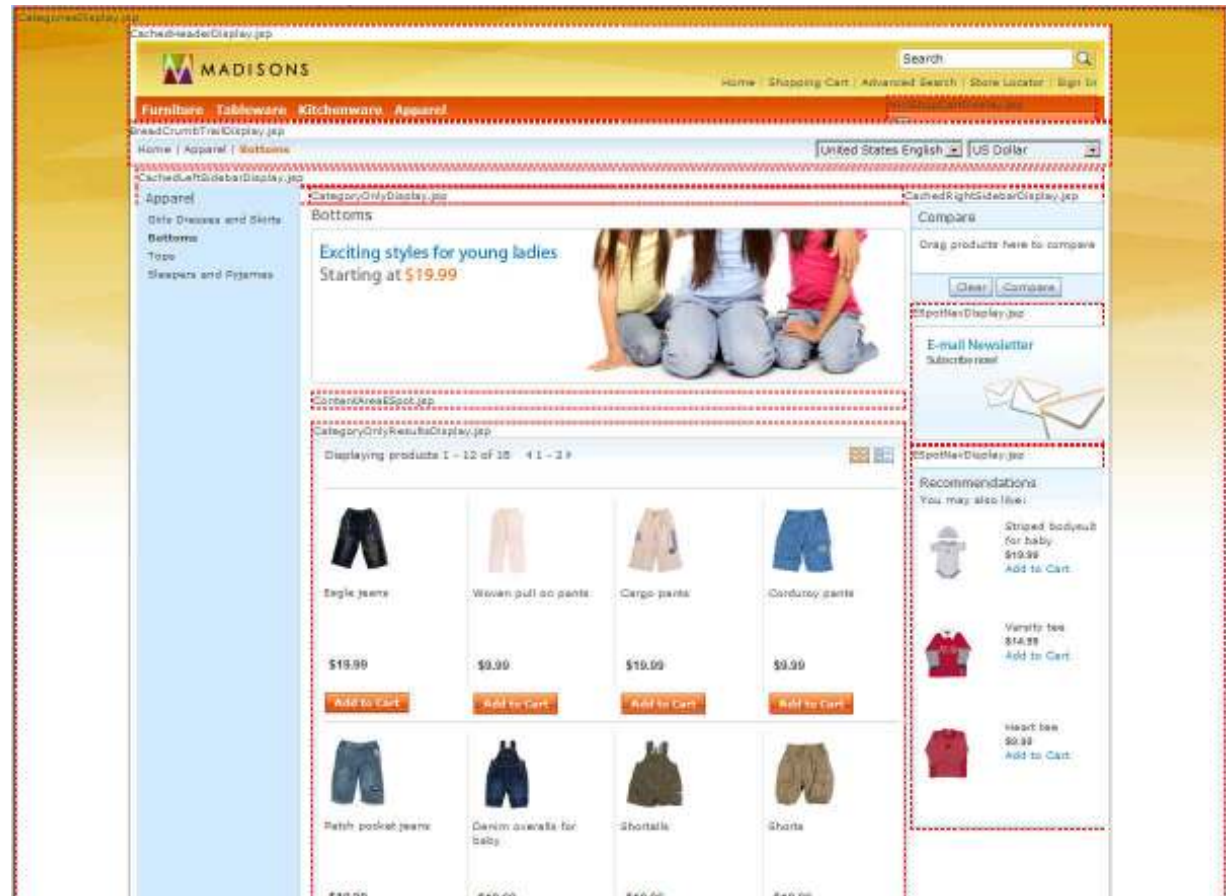
Design





HTML Starter Stores

- Focus on UI round trip
 - HTML for designers
 - No install required
 - Start UI design right away
 - Leverage the starter stores
 - Fully functional flows through store captured
 - Madison's + Elite
 - Show originating JSPs and fragments
 - Capture special cases
 - Large carts
 - Large search results



URL:

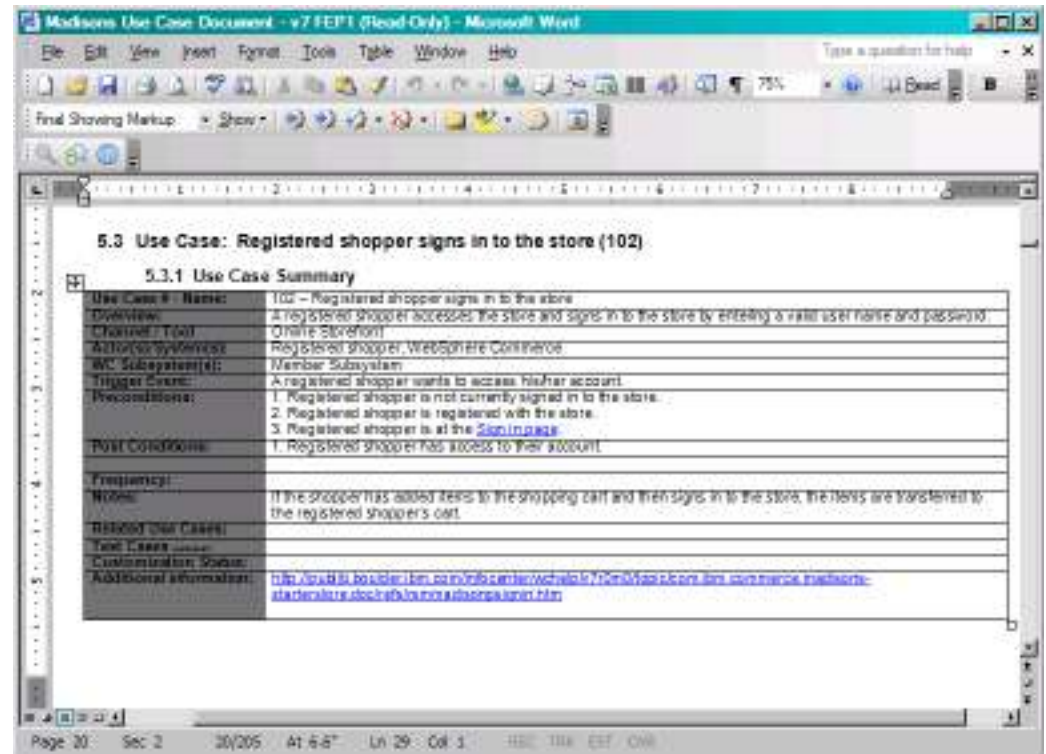
Madisons & Elite

- <http://publib.boulder.ibm.com/infocenter/wchelp/v7r0m0/topic/com.ibm.commerce.madisons-starterstore.doc/refs/rsmstatchtmlassets.htm>



Use Cases for Starter Stores

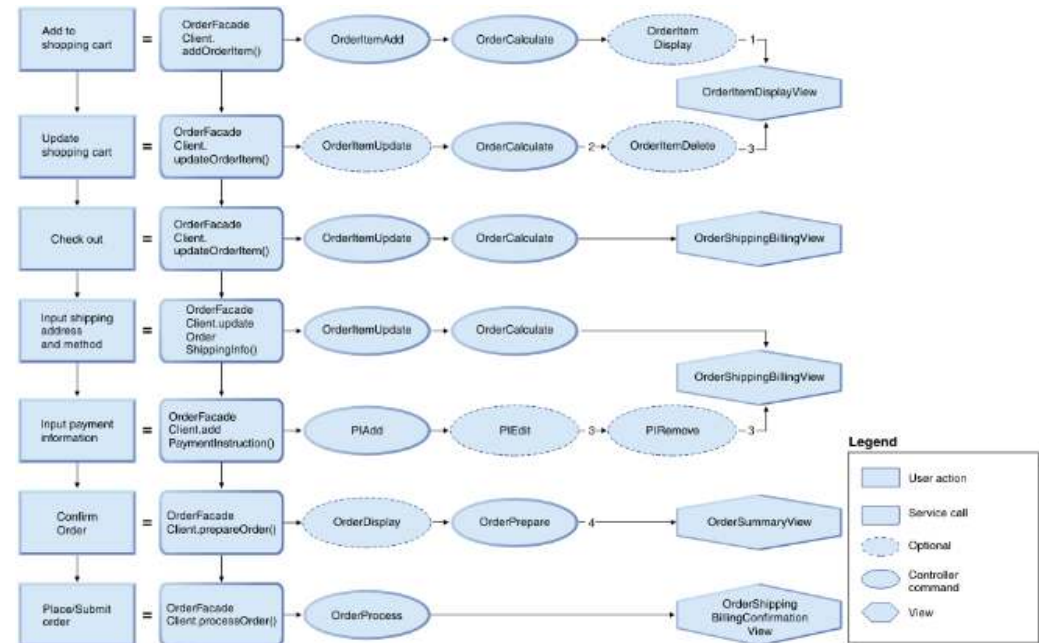
- Detailed Use Case descriptions
 - Modifiable format
 - Madison's
 - Elite
 - Core store content covered in FEP1
 - Add-ons such as Social Commerce not currently covered





Flow Diagram for Order sub-system

- Shopping Flow diagram
 - Graphical view of the order flow
 - Shows all key commands
 - Diagram accompanied by descriptions and enhanced javadoc



URL:

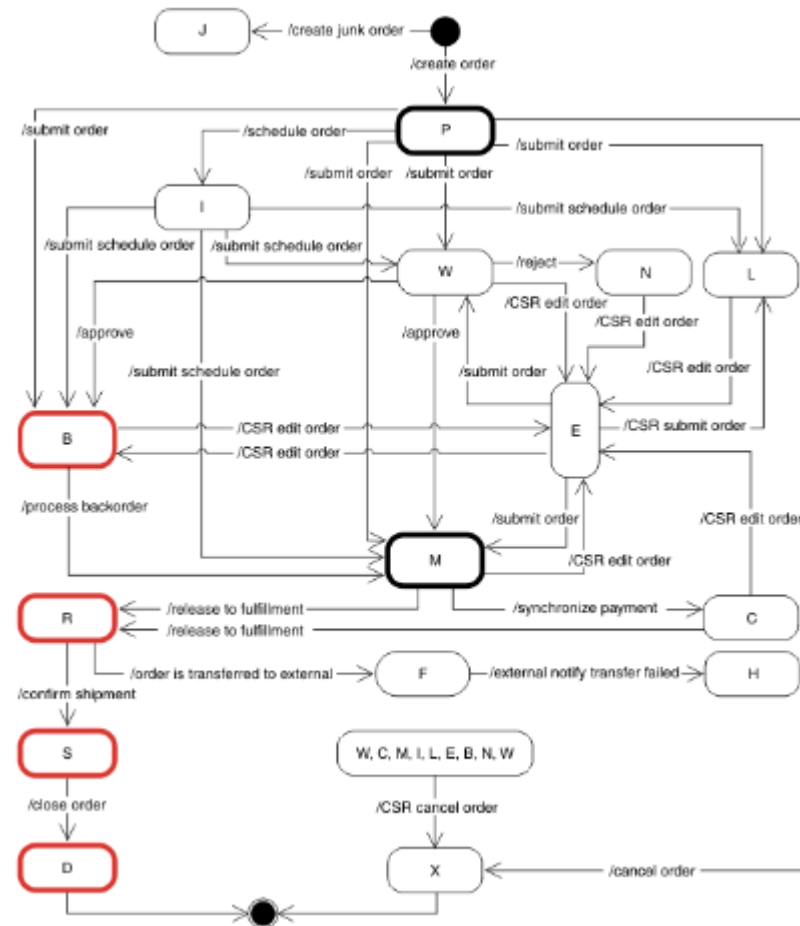
Overall Shopping Flow Diagram

- <http://publib.boulder.ibm.com/infocenter/wchelp/v7r0m0/topic/com.ibm.commerce.developer.doc/refs/rosshopflowdiag.htm>



State Diagram for Order Sub-system

- Order Status diagram
 - Shows all key states and state transitions
 - Accompanied by InfoCenter descriptions
 - Available in editable format



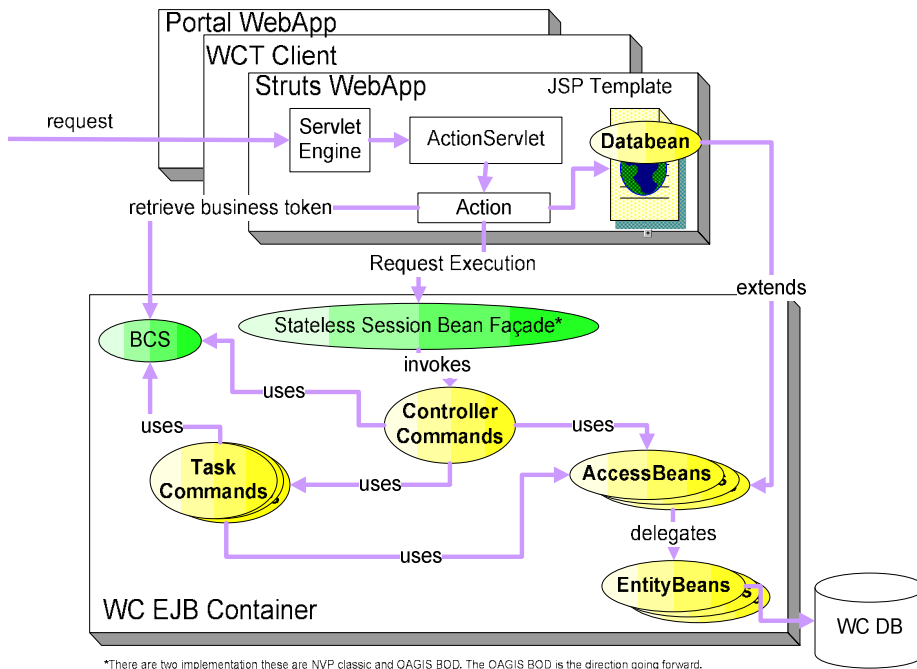
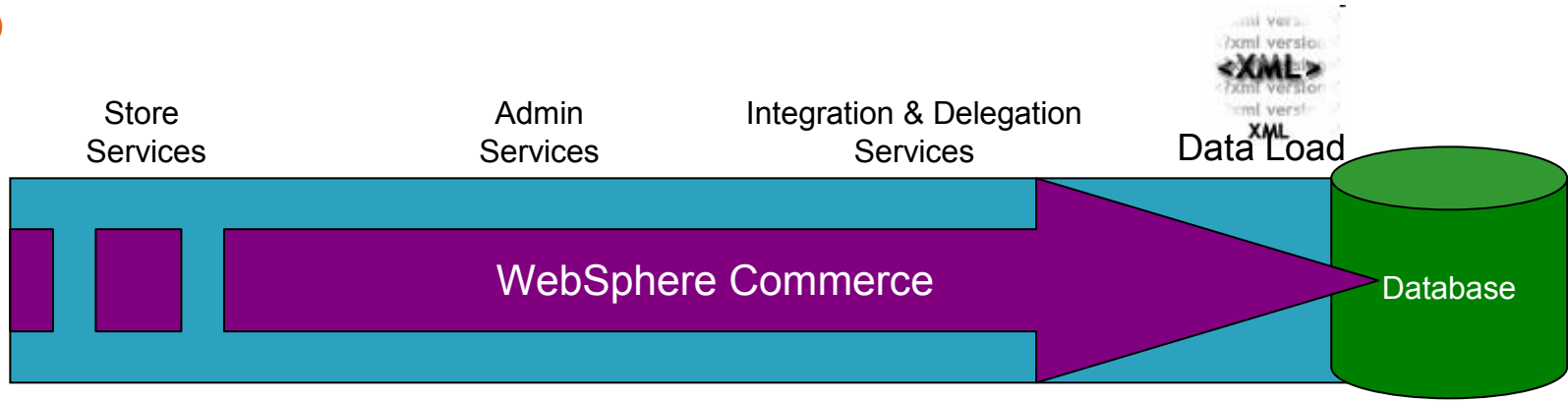
URL:

Order Status Transition Flow Diagram

- <http://publib.boulder.ibm.com/infocenter/wchelp/v7r0m0/topic/com.ibm.commerce.developer.doc/refs/rosordstattran.htm>



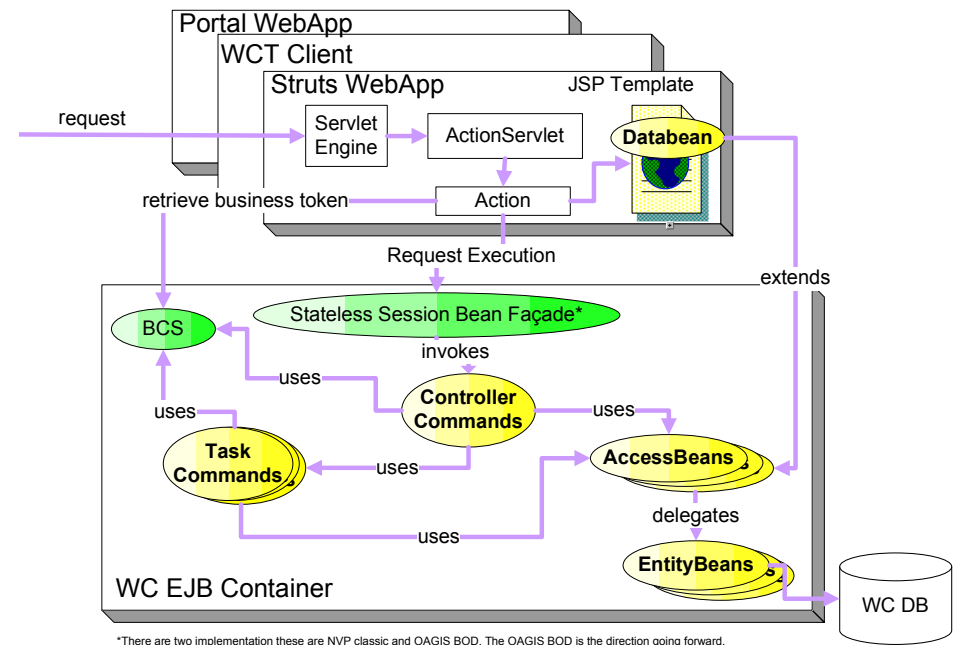
Develop





New Order Sub-System Features

- Reduce customization effort
 1. Order command refactoring
 - Flow and State Diagrams
 - Code refactoring to remove duplicate logic
 - Enhanced Javadoc
 2. Inventory sharing with e-Sites
 3. Tax sharing with e-sites
 4. European tax support



URL:

Improved Order Controller and Task Command documentation

- <http://publib.boulder.ibm.com/infocenter/wchelp/v7r0m0/topic/com.ibm.commerce.developer.doc/refs/rosordtaskcmdscont.htm>

Refactored Order Commands (New Task Commands to Reduce Duplicated Code)

- ResolveOrderItemPriceCmd task command

- <http://publib.boulder.ibm.com/infocenter/wchelp/v7r0m0/index.jsp?topic=/com.ibm.commerce.developer.doc/refs/rosresorditemprtskcmd.htm>

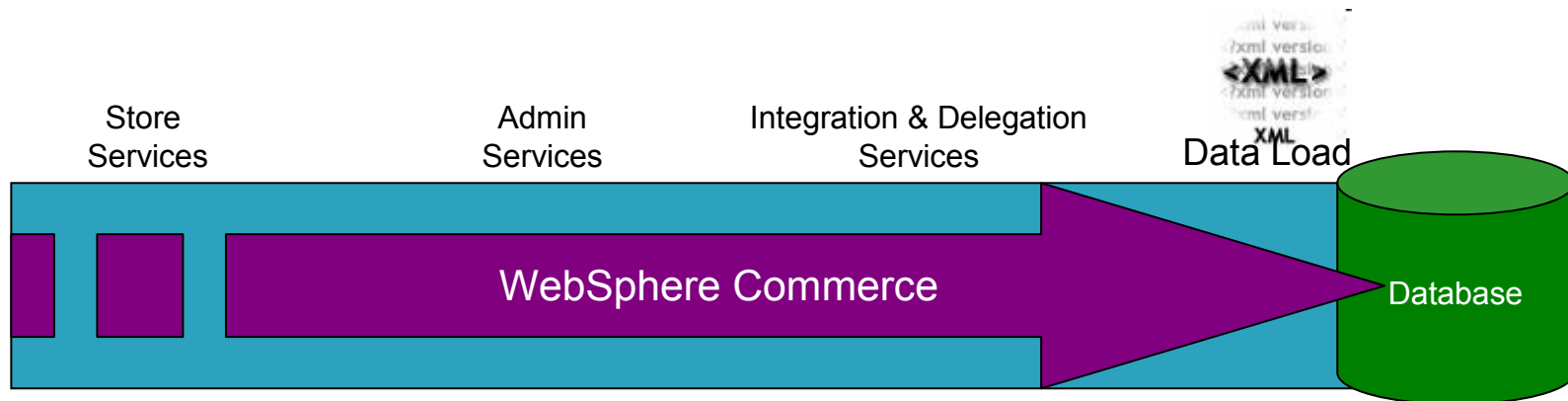
- CalculateOrderCmd task command

- <http://publib.boulder.ibm.com/infocenter/wchelp/v7r0m0/index.jsp?topic=/com.ibm.commerce.developer.doc/refs/roscaordcmdtskcmd.htm>



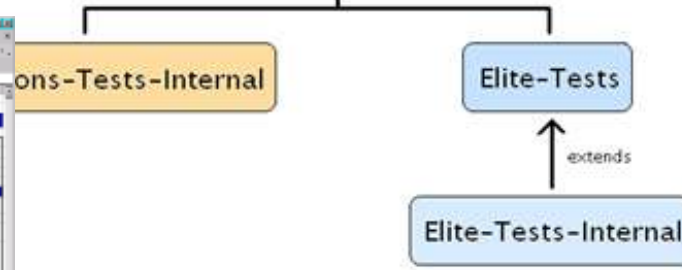
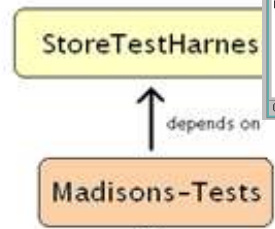
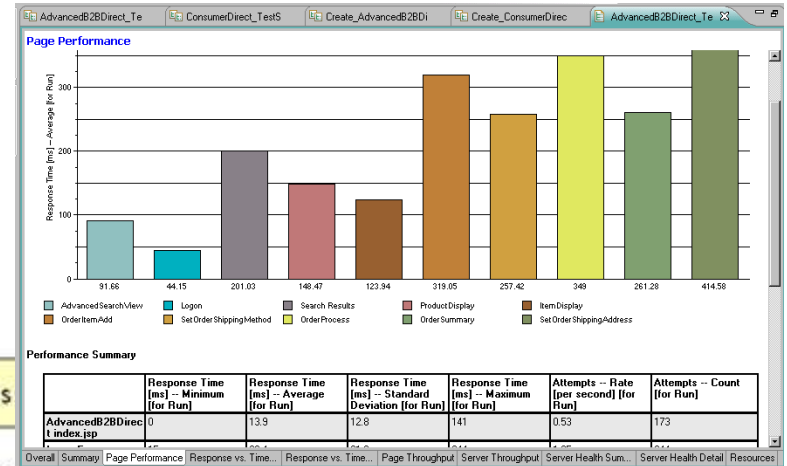
Data Load Utility

- Reduce data load effort
 - Data load is a key phase in every WC project
 - New with V7 FEP 1 is the ability to load data into Workspaces through WC Data Load
 - Load CATALOG ENTRY
 - Load PRICE
 - Load CATALOG ENTRY ATTRIBUTE
 - Locking





Test



TEST CASES	TEST CASES	TEST CASES
1. Test Case 1	2. Test Case 2	3. Test Case 3
4. Test Case 4	5. Test Case 5	6. Test Case 6
7. Test Case 7	8. Test Case 8	9. Test Case 9
10. Test Case 10	11. Test Case 11	12. Test Case 12
13. Test Case 13	14. Test Case 14	15. Test Case 15
16. Test Case 16	17. Test Case 17	18. Test Case 18
19. Test Case 19	20. Test Case 20	21. Test Case 21
22. Test Case 22	23. Test Case 23	24. Test Case 24
25. Test Case 25	26. Test Case 26	27. Test Case 27
28. Test Case 28	29. Test Case 29	30. Test Case 30



FVT Test Plan and Test Case Document

- Use the Test Plan template to reduce test documentation effort
- Use Test Case document to accelerate manual test execution
 - Match use case documents
 - Includes plan document
 - Detailed test cases in MS Excel format
 - Fully editable
 - Data separated from steps
 - Change test data readily
 - Modify to match your customizations
 - Covers alternate flows
 - Use these documents to kick-start your test phase

Test Case Name	Test Case Objective	#	Procedure	Data	Expected Results
FSTORE.B2C.01-1	Register a shopper from the store home page with valid inputs	1	Launch the test store front	http://testref001.us.ibm.com/wsc/store/ver1/Madisons/index.jsp	Welcome page is loaded.
		2	Click Sign In link		Sign In page is loaded.
		3	Click on Register button under New Customer		Register page is loaded.
		4	Enter valid inputs and click on Submit button	Login ID = Shopper11 First Name = John Last Name = Tovercz Password = Shopper101 Verify Password = Stagger1181 Street Address = 5200 Warden Ave City = Markham Province = Ontario Country = Canada Postal Code = L3G 1H2 E-mail = john@oa.ibm.com Phone Number = 905-413-2000 Preferred Language = English Preferred Currency = US Dollar Gender = Male Birthday = 1988/03/01 Mobile Phone = 1-416-413-0001 Remember Me = Checked	Registration Successful. The user is taken to My Account page and following welcome message is displayed: Welcome, <First Name> <Last Name>, where First name is John and Last Name is Tovercz.
FSTORE.B2C.01-2	Cancel shopper registration after entering registration inputs	1	Launch the test store front	http://testref001.us.ibm.com/wsc/store/ver1/Madisons/index.jsp	Welcome page is loaded.
		2	Click Sign In link		Sign In page is loaded.
		3	Click on Register button under New Customer		Register page is loaded.
		4	Enter valid inputs and click on Cancel button	Login ID = Shopper12 other data same as 01-1	Shopper not registered and Welcome page is loaded.
FSTORE.B2C.01-3	Register a shopper from order confirmation page with valid inputs	1	Launch the test store front	http://testref001.us.ibm.com/wsc/store/ver1/Madisons/index.jsp	Welcome page is loaded.
		2	Select any category from the top menu	Apparel	Tap menu drop down with subcategories pops up.
		3	Select any sub category from the tap menu drop down list	Taps	Taps Category page is loaded.

URL:

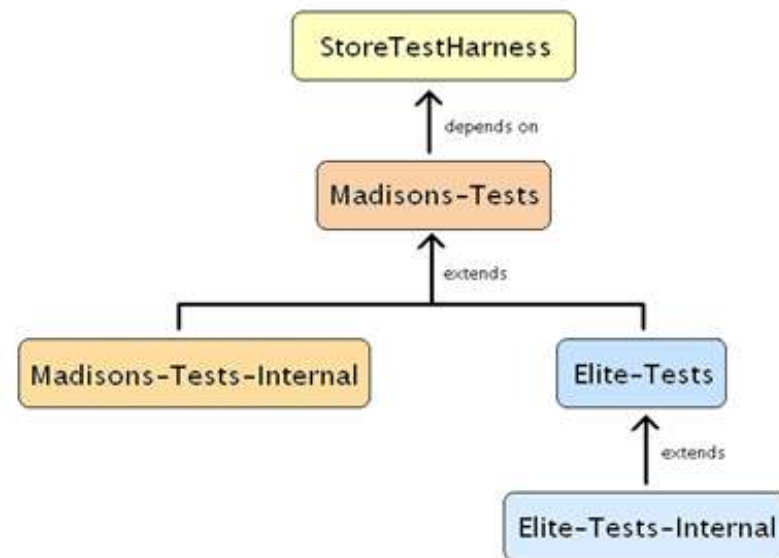
Starter Store Test Assets Package (Test Plan, Test Cases)

- <http://publib.boulder.ibm.com/infocenter/wchelp/v7r0m0/topic/com.ibm.commerce.madisons-starterstore.doc/refs/rsmstorefrontautomationharness.htm>



Functional Test Framework And Harness

- Reduce functional (FVT) test effort
 - Madison's task library + automation scripts
 - Elite task library + automation scripts
 - Built on Selenium
 - Compatible with IBM Rational Function Tester
 - Test early in development cycle
 - Test starter store immediately
 - Customize the starter store
 - Tolerant to some types of customizations
 - e.g. test data can be readily changed
 - Use the framework to build automated tests to match customizations

**URL:**

Storefront Test Automation Engine

- <http://publib.boulder.ibm.com/infocenter/wchelp/v7r0m0/topic/com.ibm.commerce.madisons-starterstore.doc/refs/rsmttestsetupandrun.htm>



Call to Action – Provide Feedback on TCOI

- If you like the TCOI items delivered in V7 FEP1, please let IBM know!
- If you want more of a focus on TCOI items in future releases, please let IBM know!
- If you have your own ideas about how to reduce TCOI, please let IBM know!
- Send Mikhail Genkin (genkin@ca.ibm.com), who is the TCOI Architect within IBM WebSphere Commerce development, your feedback.



Thank You!

James Fong – jfong@ca.ibm.com

