



# *License Generation Flow – for Virtual Machines*

**PM: Calvin / Date: 2021.03**

# Overview

1. How to Generate a New MAC License for Virtual Machine?
2. How to Add New Camera MAC address on existing MAC License?
3. How to change the MAC address on existing MAC License?

# VAST2 MAC License on Virtual Machines

- MAC License support on VAST2 Version 2.8 or later
- For VAST runs on virtual machine (VM), you need to use “MAC License” which is binding with camera MAC addresses.
- If you have several virtual machine VAST servers which will share several cameras, you can include all the MAC addresses of the cameras and generate “one” license file and import to those VAST servers.

# How to Generate a New MAC License for Virtual Machine?

for VAST2 Version 2.8 or later

License website link:  
<https://licensewebsite.vivotek.com/>

VAST License Management System

User Name

Password

Remember Me

Sign In

[Forgot Password?](#)

**Log in to your license website distributor account**

- Dashboard
- PO <
- Distributor <
- NVR <
- Package <
- Search
- Document

## Project

Camera License
15 / 16  
Ch

(Available / Total Channel)

FULL package
8 / 8  
Ch

(Available / Total Channel)

Transportation package
8 / 8  
Ch

(Available / Total Channel)

Failover package
8 / 8  
Ch

(Available / Total Channel)

Transportation (MobileNVR) package
8 / 8  
Ch

(Available / Total Channel)

Data Magnet package
8 / 8  
Ch

(Available / Total Channel)

TCP package
8 / 8  
Ch

(Available / Total Channel)

Failover (CMS) package
8 / 8  
Ch

(Available / Total Channel)

Transaction Package (POS)
8 / 8  
Ch

(Available / Total Channel)








calvin\_test

Add

| Name         | Description      | Server Count | Camera Used | Other Brand Used | MAC Used | Package Used | Last Modified             | History | Info |
|--------------|------------------|--------------|-------------|------------------|----------|--------------|---------------------------|---------|------|
| test_project | project for test | 2            | 0           | 0                | 1        |              | March 10, 2021, 6:16 p.m. | History |      |

1 project

Click "Add" to create a new project or click on a project name to enter an existing project

-  Dashboard
-  PO <
-  Distributor <
-  NVR <
-  Package <
-  Search
-  Document

## Project Information

Information

|                    |  |
|--------------------|--|
| <b>Name*</b>       | <input type="text" value="new project for MAC license"/> |
| <b>Description</b> | <input type="text" value="VM - v01"/>                    |
|                    | <input type="button" value="Create"/>                    |

Fill in “Name” & “Description” and click “Create” for new project

- Dashboard
- PO
- Distributor
- NVR
- Package
- Search
- Document

Project is created...

## Project

Camera License 15 / 16 Ch  
(Available / Total Channel)

FULL package 8 / 8 Ch  
(Available / Total Channel)

Transportation package 8 / 8 Ch  
(Available / Total Channel)

Failover package 8 / 8 Ch  
(Available / Total Channel)

Transportation (MobileNVR) package 8 / 8 Ch  
(Available / Total Channel)

Data Magnet package 8 / 8 Ch  
(Available / Total Channel)

TCP package 8 / 8 Ch  
(Available / Total Channel)

Failover (CMS) package 8 / 8 Ch  
(Available / Total Channel)

Transaction Package (POS) 8 / 8 Ch  
(Available / Total Channel)

calvin\_test

Add

Name  Search

| Name                        | Description      | Server Count | Camera Used | Other Brand Used | MAC Used | Package Used | Last Modified             | History | Info |
|-----------------------------|------------------|--------------|-------------|------------------|----------|--------------|---------------------------|---------|------|
| new project for MAC lice... | MAC license      | 0            | 0           | 0                | 0        |              | March 19, 2021, 1:16 p.m. | History |      |
| test_project                | project for test | 2            | 0           | 0                | 1        |              | March 10, 2021, 6:16 p.m. | History |      |

2 projects

A new project is created



- Dashboard
- PO
- Distributor
- NVR
- Package
- Search
- Document

calvin\_test / new project for MAC license

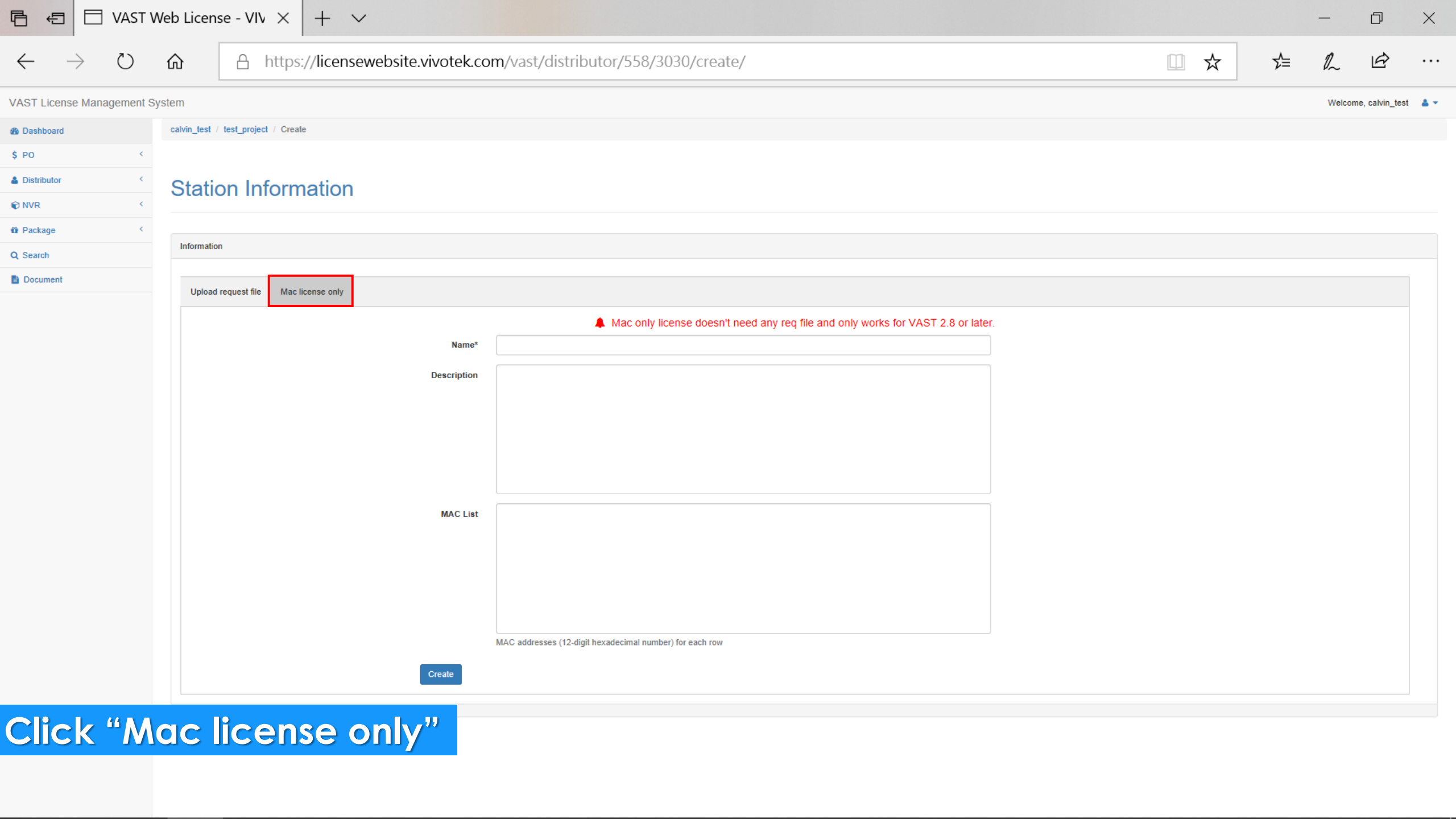
## Server Info

[Add](#)

new project for MAC license

| Name  | Description | Camera Used | Other Brand Used | MAC Used | Package Used | Modified  | Authentication Type  | License Update | Download | History | Info |
|--|-------------|-------------|------------------|----------|--------------|--|---|----------------|----------|---------|------|
|--|-------------|-------------|------------------|----------|--------------|--|---|----------------|----------|---------|------|

Click "Add" to create a new license for VAST station



## Station Information

### Information

Upload request file

Mac license only

Mac only license doesn't need any req file and only works for VAST 2.8 or later.

Name\*

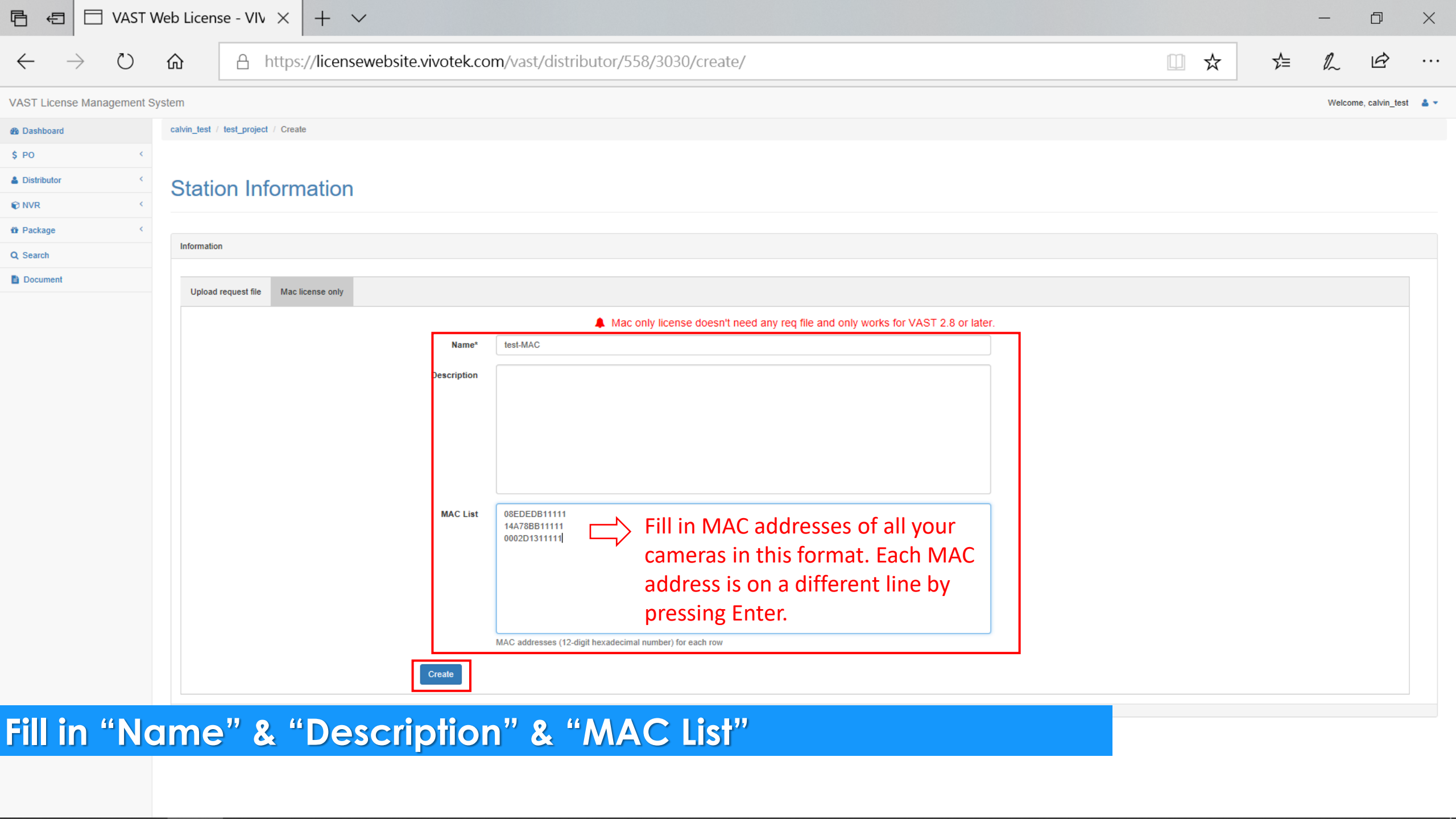
Description

MAC List

MAC addresses (12-digit hexadecimal number) for each row

Create

Click "Mac license only"



## Station Information

Information

Upload request file Mac license only

Mac only license doesn't need any req file and only works for VAST 2.8 or later.

Name\* test-MAC

Description

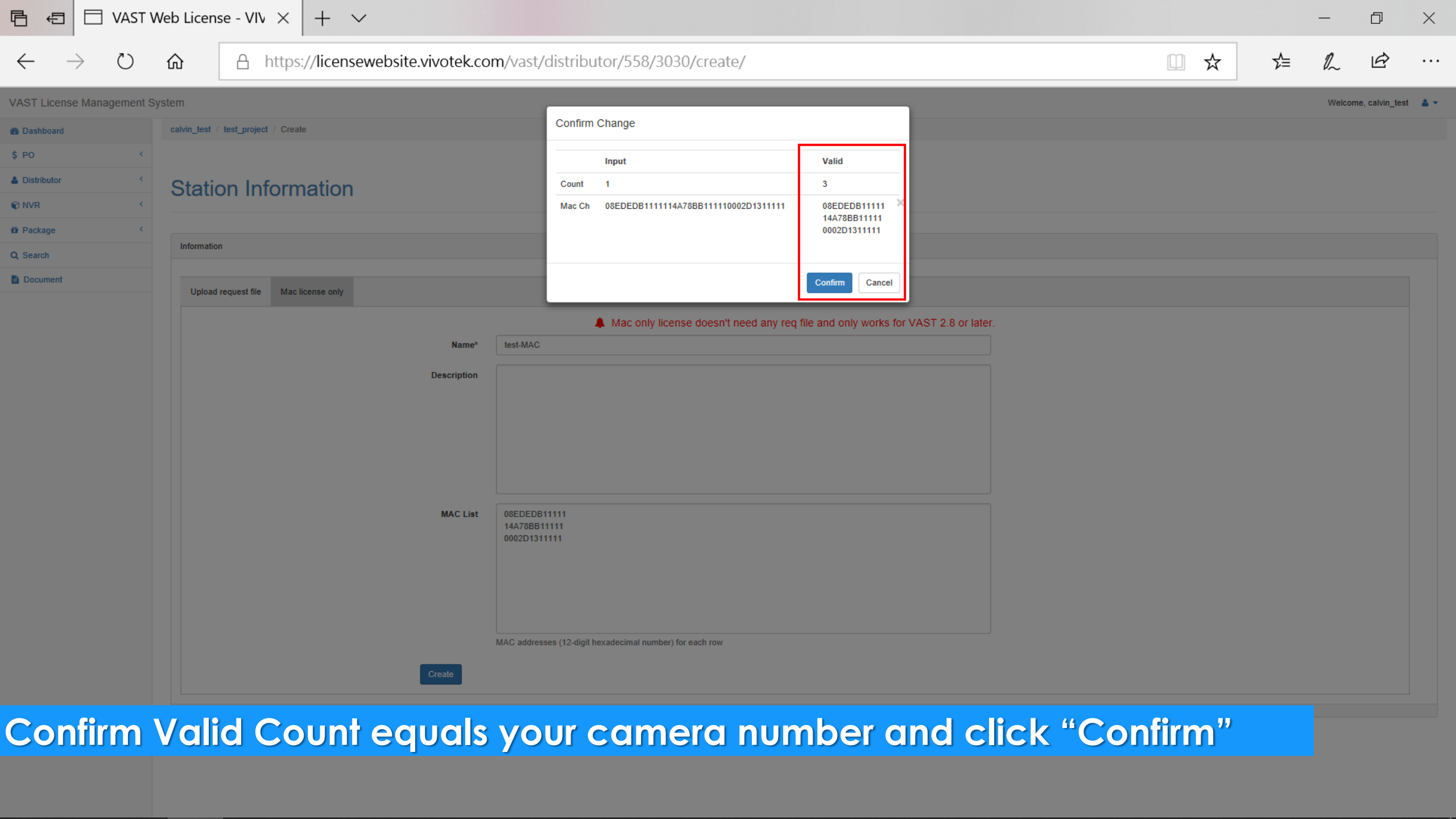
MAC List  
08EDED111111  
14A78BB11111  
0002D1311111

Fill in MAC addresses of all your cameras in this format. Each MAC address is on a different line by pressing Enter.

MAC addresses (12-digit hexadecimal number) for each row

Create

Fill in "Name" & "Description" & "MAC List"



- Dashboard
- PO
- Distributor
- NVR
- Package
- Search
- Document

calvin\_test / test\_project / Create

## Station Information

### Information

Upload request file **Mac license only**

Mac only license doesn't need any req file and only works for VAST 2.8 or later.

Name\* test-MAC

Description

MAC List  
08EDED11111  
14A78BB11111  
0002D1311111

MAC addresses (12-digit hexadecimal number) for each row

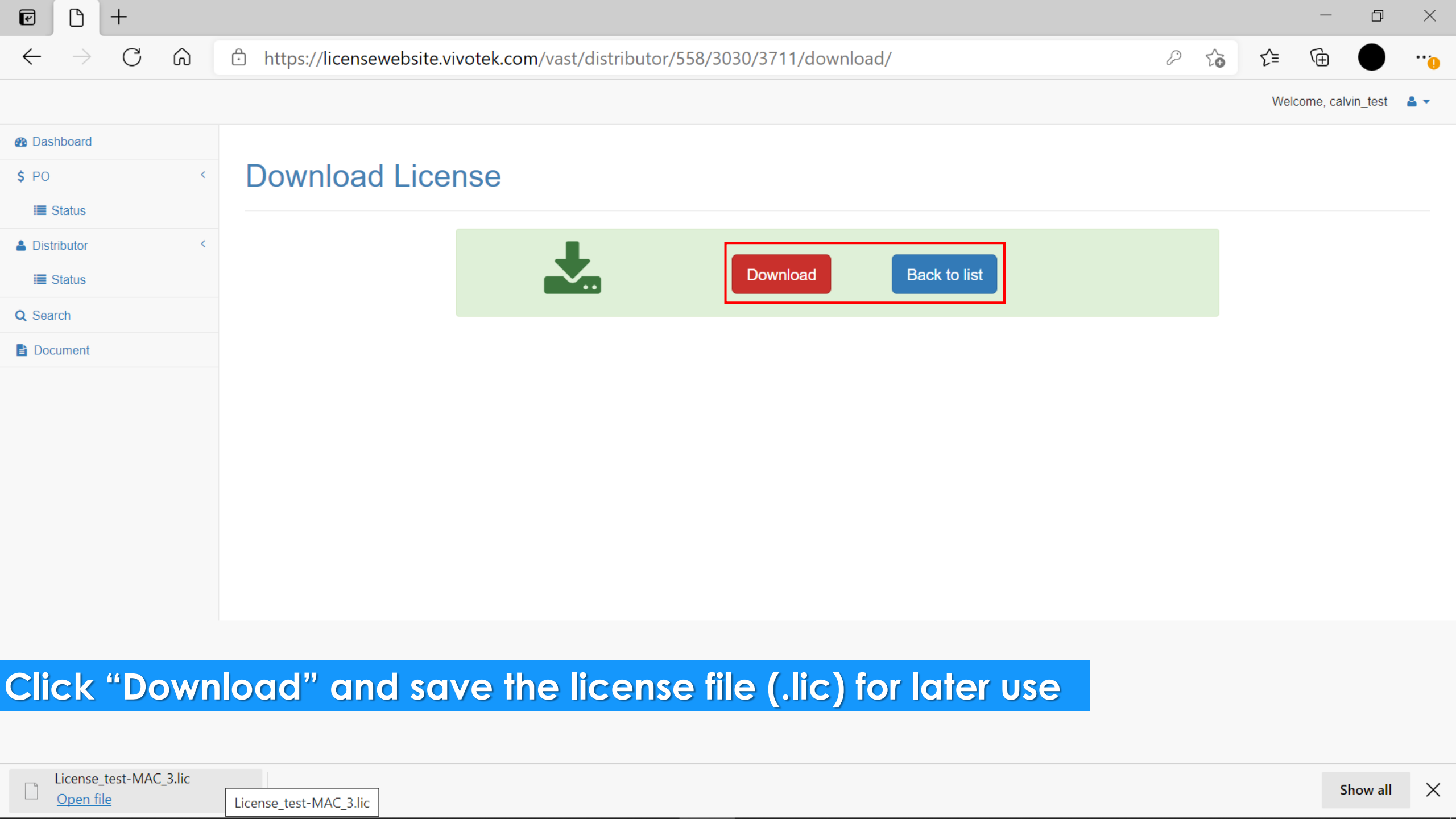
Create

#### Confirm Change

|        | Input                               | Valid                                       |
|--------|-------------------------------------|---|
| Count  | 1                                   | 3   |
| Mac Ch | 08EDED1111114A78BB111110002D1311111 | 08EDED11111<br>14A78BB11111<br>0002D1311111 |

**Confirm** Cancel

**Confirm Valid Count equals your camera number and click "Confirm"**



https://licensewebsite.vivotek.com/vast/distributor/558/3030/3711/download/

Welcome, calvin\_test

## Download License



Download

Back to list

Click "Download" and save the license file (.lic) for later use

License\_test-MAC\_3.lic  
[Open file](#)

License\_test-MAC\_3.lic

Show all



License



SMTP



Preferences



Feedback and bugs

Export license

Import license

Import MAC license

Export license and update it in the online license management system

| St... | Site name   | # VIVOTEK camer... | # Onvif cameras | Purchase... | Advance ...                     |
|-------|-------------|--------------------|-----------------|-------------|---------------------------------|
|       | VMS_Station | 1                  | 0               | 0           | <a href="#">Purchased pa...</a> |


Back on the VAST server , on the license setting page, click "Import MAC license"

0

0

## Import MAC license

Add a MAC license, then select sites to import your MAC license.



Drop a MAC license here  
or click add button

| <input type="checkbox"/> | Stat... | Site name   | Purchased lic... |
|--------------------------|---------|-------------|------------------|
| <input type="checkbox"/> |         | VMS_Station | 0                |

Import

1. Click "Add" to import license file (.lic)
2. Click check box to select VAST2 Station
3. Click "Import"

# System management



License



SMTP



Preferences



Feedback and bugs

Export license and update it in the online license management system

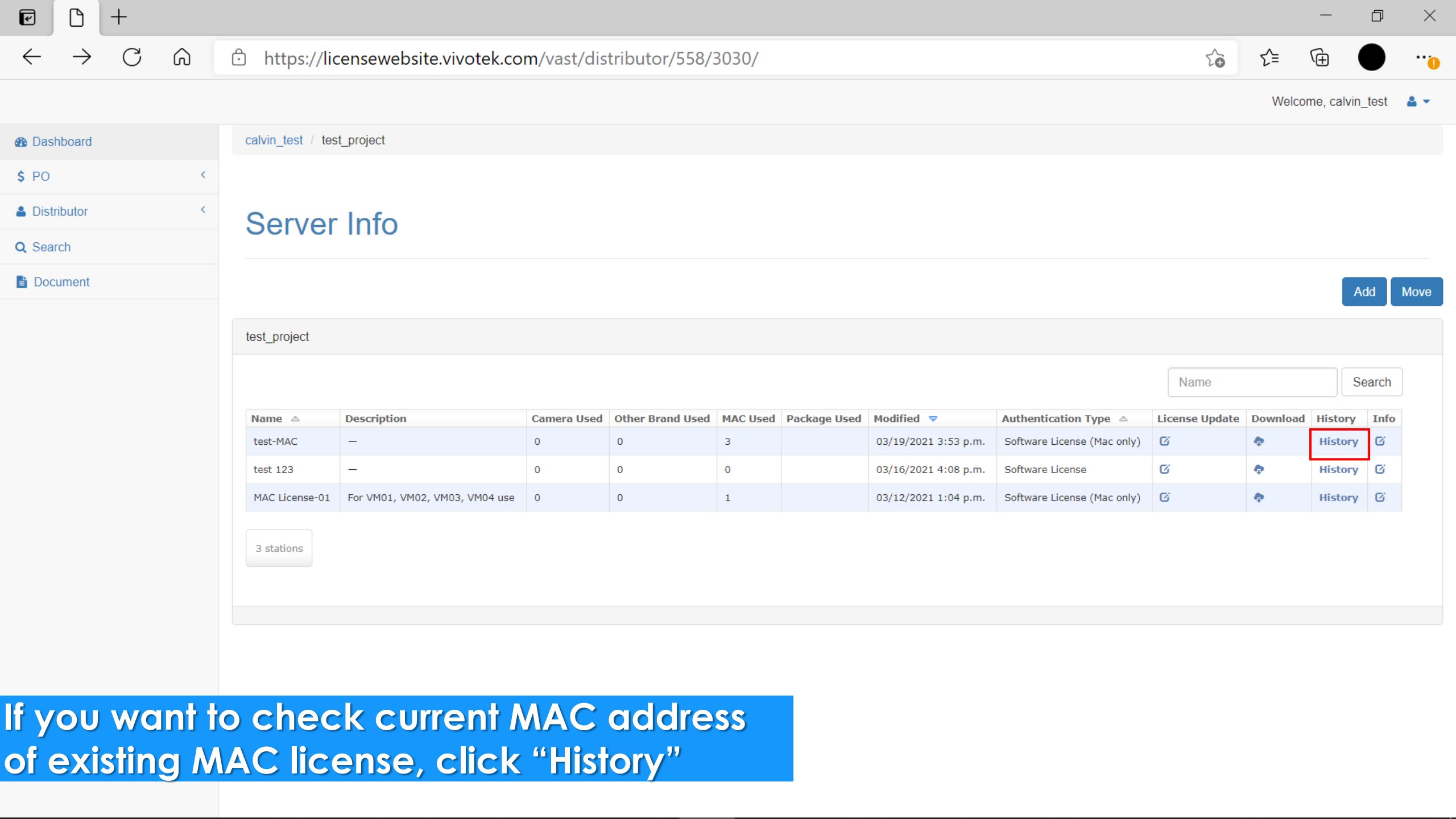
| St...                        | Site name   | # VIVOTEK camer... | # Onvif cameras | Purchase... | Advance ...                     |
|------------------------------|-------------|--------------------|-----------------|-------------|---------------------------------|
|                              | VMS_Station | 1                  | 0               | 0           | <a href="#">Purchased pa...</a> |
| Total (MAC license excluded) |             | 1 (Free:32)        | 0               | 0           |                                 |

When import process finish, you can see the number of licenses here



# How to Add New Camera MAC address on existing MAC License?

for VAST2 Version 2.8 or later



calvin\_test / test\_project

## Server Info

Add Move








test\_project

Name Search

| Name ▲         | Description                    | Camera Used | Other Brand Used | MAC Used | Package Used | Modified ▼           | Authentication Type ▲       | License Update | Download | History                 | Info |
|----------------|--------------------------------|-------------|------------------|----------|--------------|----------------------|-----------------------------|----------------|----------|-------------------------|------|
| test-MAC       | —                              | 0           | 0                | 3        |              | 03/19/2021 3:53 p.m. | Software License (Mac only) |                |          | <a href="#">History</a> |      |
| test 123       | —                              | 0           | 0                | 0        |              | 03/16/2021 4:08 p.m. | Software License            |                |          | <a href="#">History</a> |      |
| MAC License-01 | For VM01, VM02, VM03, VM04 use | 0           | 0                | 1        |              | 03/12/2021 1:04 p.m. | Software License (Mac only) |                |          | <a href="#">History</a> |      |

3 stations

If you want to check current MAC address of existing MAC license, click "History"

-  Dashboard
-  PO <
-  Distributor <
-  NVR <
-  Package <
-  Search
-  Document

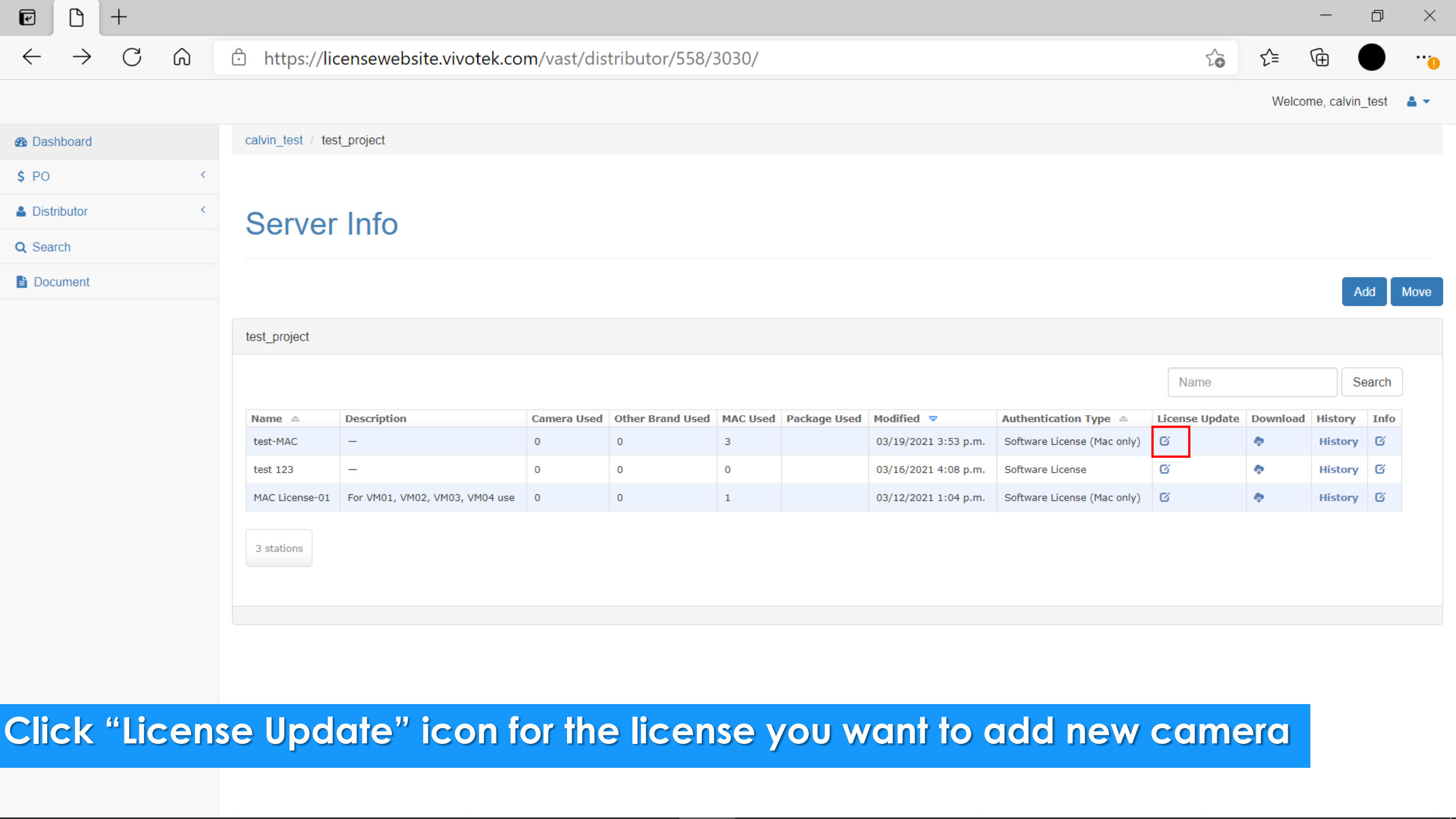
[calvin\\_test](#) / [test\\_project](#) / [test-MAC](#) / History

## Station Update History

### History

| Revision | Camera | Return Camera | Other Brand | Return Other Brand | Package | Return Package | MAC List | Modified                        |
|----------|--------|---------------|-------------|--------------------|---------|----------------|----------|---------------------------------|
| 1        | 0      | 0             | —           | 0                  |         |                | 3        | March 19,<br>2021, 3:53<br>p.m. |

Click the number under MAC List, and the MAC lists of your camera will pop up.












calvin\_test / test\_project

# Server Info

Add Move

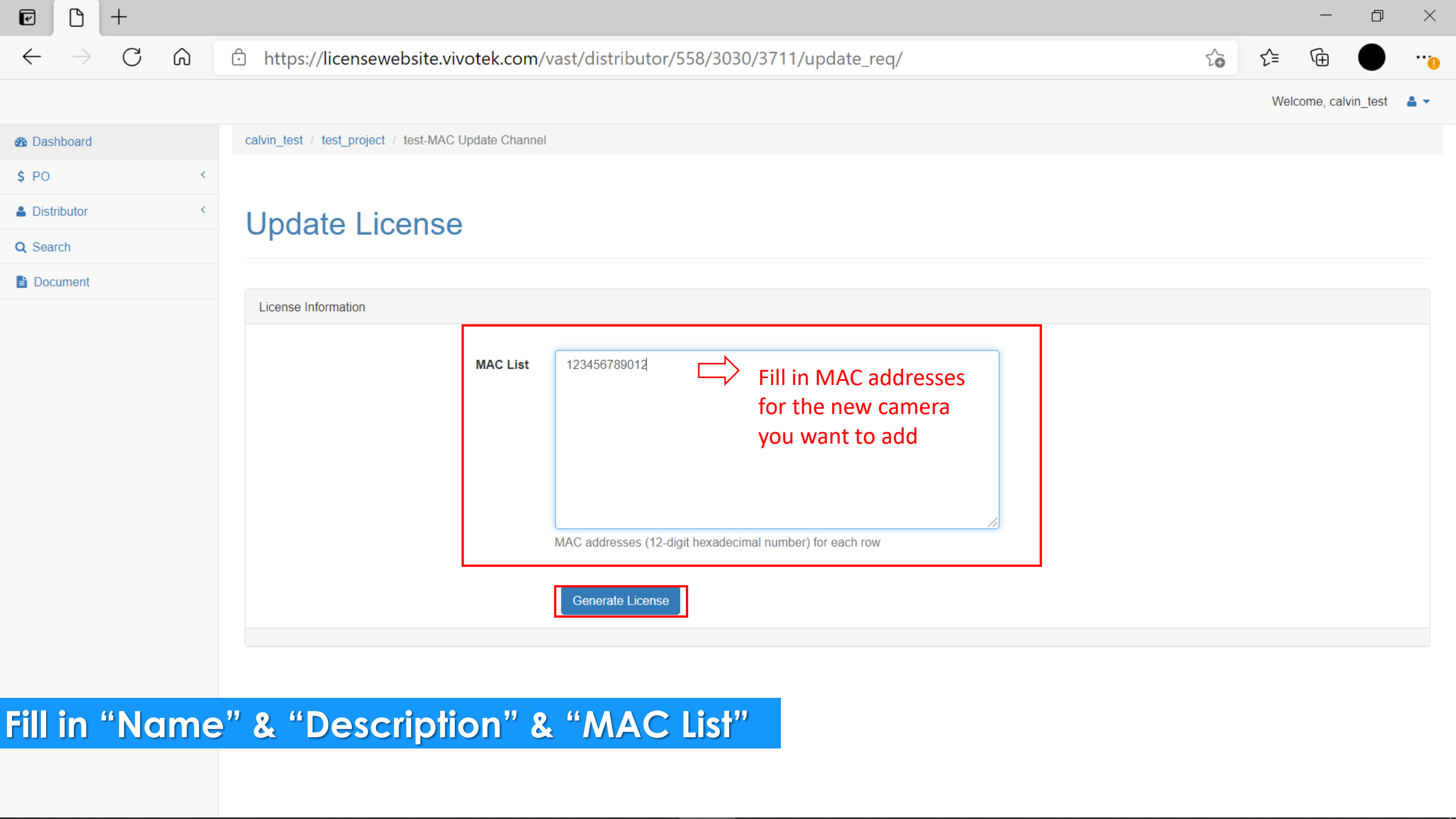
test\_project

Name Search

| Name ▲         | Description                    | Camera Used | Other Brand Used | MAC Used | Package Used | Modified ▼           | Authentication Type ▲       | License Update  | Download  | History | Info  |
|----------------|--------------------------------|-------------|------------------|----------|--------------|----------------------|-----------------------------|---|---|---------|---|
| test-MAC       | —                              | 0           | 0                | 3        |              | 03/19/2021 3:53 p.m. | Software License (Mac only) |  |  | History |  |
| test 123       | —                              | 0           | 0                | 0        |              | 03/16/2021 4:08 p.m. | Software License            |  |  | History |  |
| MAC License-01 | For VM01, VM02, VM03, VM04 use | 0           | 0                | 1        |              | 03/12/2021 1:04 p.m. | Software License (Mac only) |  |  | History |  |

3 stations

Click "License Update" icon for the license you want to add new camera



# Update License

## License Information

MAC List

123456789012

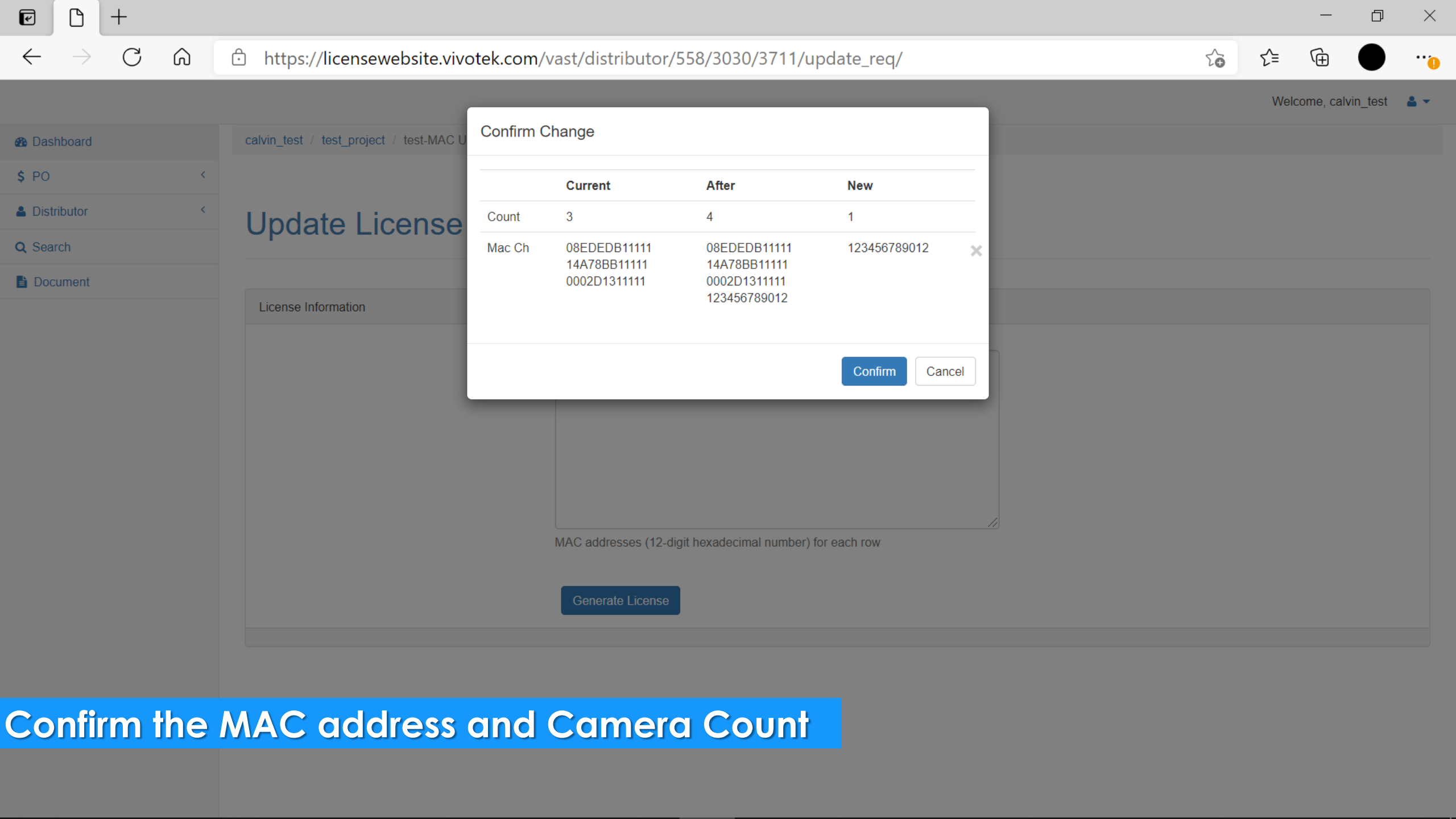


Fill in MAC addresses for the new camera you want to add

MAC addresses (12-digit hexadecimal number) for each row

Generate License

Fill in "Name" & "Description" & "MAC List"



### Confirm Change

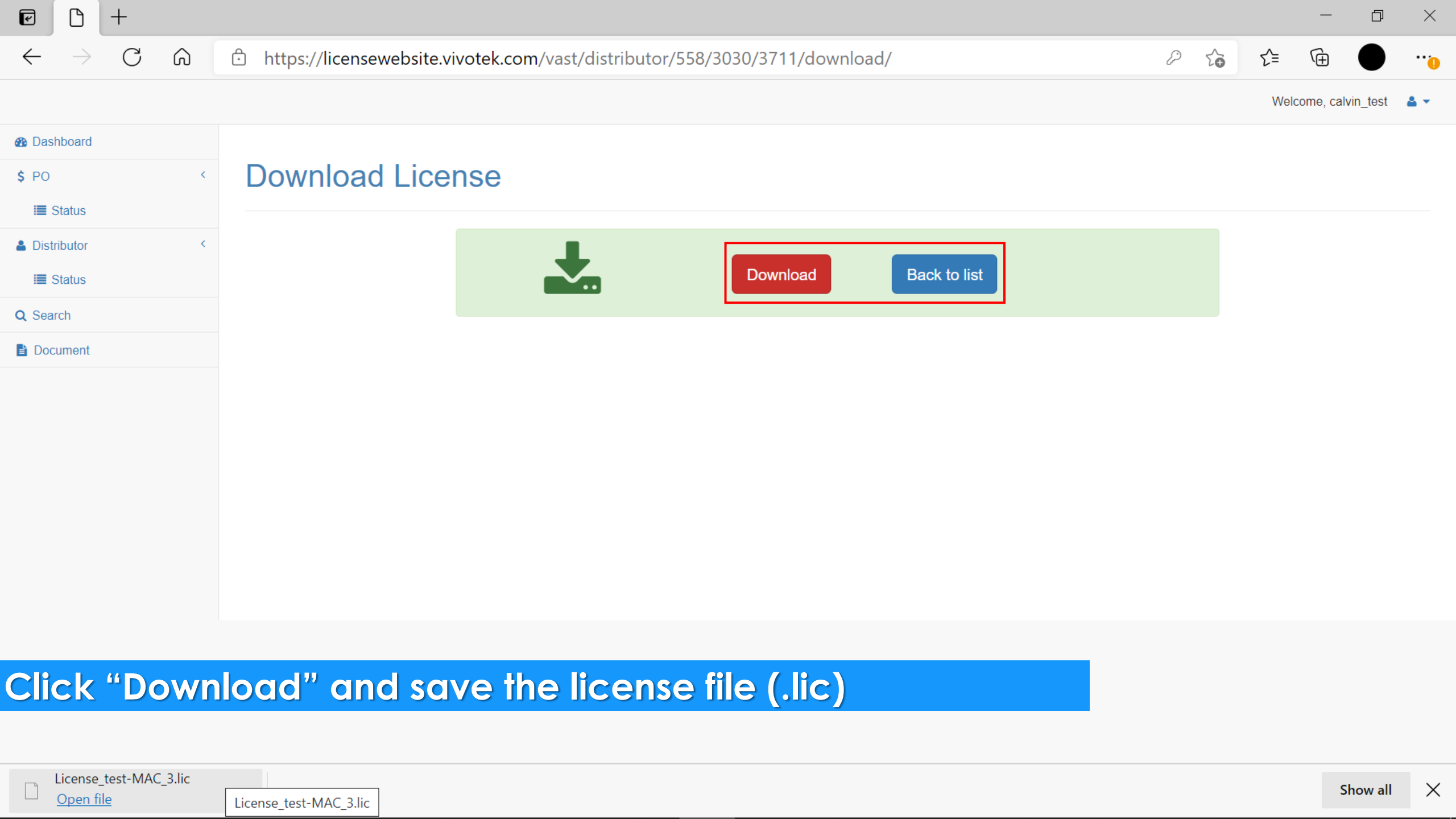
|        | Current                                      | After  | New          |
|--------|--|--|--------------|
| Count  | 3  | 4  | 1            |
| Mac Ch | 08EDED111111<br>14A78BB11111<br>0002D1311111 | 08EDED111111<br>14A78BB11111<br>0002D1311111<br>123456789012 | 123456789012 |

## Update License

License Information

MAC addresses (12-digit hexadecimal number) for each row

**Confirm the MAC address and Camera Count**



https://licensewebsite.vivotek.com/vast/distributor/558/3030/3711/download/

Welcome, calvin\_test

## Download License



Download

Back to list

Click "Download" and save the license file (.lic)

License\_test-MAC\_3.lic  
[Open file](#)

License\_test-MAC\_3.lic

Show all

How to change the MAC address on existing MAC License?



- If you need to change some of the camera's MAC address on MAC license, please contact FAE or local sales for help.



*Thank you*  
*for your attention*

